

Di-Jet Imbalance Measurements at $\sqrt{s_{NN}} = 200$ GeV at STAR

L. Adamczyk,¹ J. K. Adkins,¹⁹ G. Agakishiev,¹⁷ M. M. Aggarwal,³¹ Z. Ahammed,⁴⁹ I. Alekseev,^{15,26}
D. M. Anderson,⁴² R. Aoyama,³ A. Aparin,¹⁷ D. Arkhipkin,³ E. C. Aschenauer,³ M. U. Ashraf,⁴⁵ A. Attri,³¹
G. S. Averichev,¹⁷ X. Bai,⁷ V. Bairathi,²⁷ R. Bellwied,⁴⁴ A. Bhasin,¹⁶ A. K. Bhati,³¹ P. Bhattarai,⁴³ J. Bielcik,¹⁰
J. Bielcikova,¹¹ L. C. Bland,³ I. G. Bordyuzhin,¹⁵ J. Bouchet,¹⁸ J. D. Brandenburg,³⁶ A. V. Brandin,²⁶ D. Brown,²³
I. Bunzarov,¹⁷ J. Butterworth,³⁶ H. Caines,⁵³ M. Calderón de la Barca Sánchez,⁵ J. M. Campbell,²⁹ D. Cebra,⁵
I. Chakaberia,³ P. Chaloupka,¹⁰ Z. Chang,⁴² A. Chatterjee,⁴⁹ S. Chattopadhyay,⁴⁹ J. H. Chen,³⁹ X. Chen,²¹
J. Cheng,⁴⁵ M. Cherney,⁹ W. Christie,³ G. Contin,²² H. J. Crawford,⁴ S. Das,¹³ L. C. De Silva,⁹ R. R. Debbé,³
T. G. Dedovich,¹⁷ J. Deng,³⁸ A. A. Derevschikov,³³ L. Didenko,³ C. Dilks,³² X. Dong,²² J. L. Drachenberg,²⁰
J. E. Draper,⁵ C. M. Du,²¹ L. E. Dunkelberger,⁶ J. C. Dunlop,³ L. G. Efimov,¹⁷ N. Elsey,⁵¹ J. Engelage,⁴
G. Eppley,³⁶ R. Esha,⁶ S. Esumi,⁴⁶ O. Evdokimov,⁸ J. Ewigeleben,²³ O. Eyser,³ R. Fatemi,¹⁹ S. Fazio,³ P. Federic,¹¹
J. Fedorisin,¹⁷ Z. Feng,⁷ P. Filip,¹⁷ Y. Fisyak,³ C. E. Flores,⁵ L. Fulek,¹ C. A. Gagliardi,⁴² D. Garand,³⁴
F. Geurts,³⁶ A. Gibson,⁴⁸ M. Girard,⁵⁰ L. Greiner,²² D. Grosnick,⁴⁸ D. S. Gunarathne,⁴¹ Y. Guo,³⁷ A. Gupta,¹⁶
S. Gupta,¹⁶ W. Guryn,³ A. I. Hamad,¹⁸ A. Hamed,⁴² R. Haque,²⁷ J. W. Harris,⁵³ L. He,³⁴ S. Heppelmann,³²
S. Heppelmann,⁵ A. Hirsch,³⁴ G. W. Hoffmann,⁴³ S. Horvat,⁵³ X. Huang,⁴⁵ B. Huang,⁸ H. Z. Huang,⁶ T. Huang,²⁸
P. Huck,⁷ T. J. Humanic,²⁹ G. Igo,⁶ W. W. Jacobs,¹⁴ A. Jentsch,⁴³ J. Jia,^{3,40} K. Jiang,³⁷ S. Jowzaee,⁵¹ E. G. Judd,⁴
S. Kabana,¹⁸ D. Kalinkin,¹⁴ K. Kang,⁴⁵ K. Kauder,⁵¹ H. W. Ke,³ D. Keane,¹⁸ A. Kechechyan,¹⁷ Z. Khan,⁸
D. P. Kikola,⁵⁰ I. Kisel,¹² A. Kisiel,⁵⁰ L. Kochenda,²⁶ D. D. Koetke,⁴⁸ L. K. Kosarzewski,⁵⁰ A. F. Kraishan,⁴¹
P. Kravtsov,²⁶ K. Krueger,² L. Kumar,³¹ M. A. C. Lamont,³ J. M. Landgraf,³ K. D. Landry,⁶ J. Lauret,³
A. Lebedev,³ R. Lednický,¹⁷ J. H. Lee,³ W. Li,³⁹ X. Li,⁴¹ X. Li,³⁷ Y. Li,⁴⁵ C. Li,³⁷ T. Lin,¹⁴ M. A. Lisa,²⁹ Y. Liu,⁴²
F. Liu,⁷ T. Ljubicic,³ W. J. Llope,⁵¹ M. Lomnitz,¹⁸ R. S. Longacre,³ X. Luo,⁷ S. Luo,⁸ G. L. Ma,³⁹ L. Ma,³⁹
R. Ma,³ Y. G. Ma,³⁹ N. Magdy,⁴⁰ R. Majka,⁵³ A. Manion,²² S. Margetis,¹⁸ C. Markert,⁴³ H. S. Matis,²²
D. McDonald,⁴⁴ S. McKinzie,²² K. Meehan,⁵ J. C. Mei,³⁸ Z. W. Miller,⁸ N. G. Minaev,³³ S. Mioduszewski,⁴²
D. Mishra,²⁷ B. Mohanty,²⁷ M. M. Mondal,⁴² D. A. Morozov,³³ M. K. Mustafa,²² Md. Nasim,⁶ T. K. Nayak,⁴⁹
G. Nigmatkulov,²⁶ T. Niida,⁵¹ L. V. Nogach,³³ T. Nonaka,⁴⁶ J. Novak,²⁵ S. B. Nurushev,³³ G. Odyniec,²²
A. Ogawa,³ K. Oh,³⁵ V. A. Okorokov,²⁶ D. Olivitt Jr.,⁴¹ B. S. Page,³ R. Pak,³ Y. X. Pan,⁶ Y. Pandit,⁸
Y. Panebratsev,¹⁷ B. Pawlik,³⁰ H. Pei,⁷ C. Perkins,⁴ P. Pile,³ J. Pluta,⁵⁰ K. Poniatowska,⁵⁰ J. Porter,²² M. Posik,⁴¹
A. M. Poskanzer,²² N. K. Pruthi,³¹ M. Przybycien,¹ J. Putschke,⁵¹ H. Qiu,³⁴ A. Quintero,⁴¹ S. Ramachandran,¹⁹
R. L. Ray,⁴³ R. Reed,^{23,23} M. J. Rehbein,⁹ H. G. Ritter,²² J. B. Roberts,³⁶ O. V. Rogachevskiy,¹⁷ J. L. Romero,⁵
J. D. Roth,⁹ L. Ruan,³ J. Rusnak,¹¹ O. Rusnakova,¹⁰ N. R. Sahoo,⁴² P. K. Sahu,¹³ I. Sakrejda,²² S. Salur,²²
J. Sandweiss,⁵³ J. Schambach,⁴³ R. P. Scharenberg,³⁴ A. M. Schmah,²² W. B. Schmidke,³ N. Schmitz,²⁴ J. Seger,⁹
P. Seyboth,²⁴ N. Shah,³⁹ E. Shabaliev,¹⁷ P. V. Shanmuganathan,²³ M. Shao,³⁷ M. K. Sharma,¹⁶ A. Sharma,¹⁶
B. Sharma,³¹ W. Q. Shen,³⁹ S. S. Shi,⁷ Z. Shi,²² Q. Y. Shou,³⁹ E. P. Sichtermann,²² R. Sikora,¹ M. Simko,¹¹
S. Singha,¹⁸ M. J. Skoby,¹⁴ D. Smirnov,³ N. Smirnov,⁵³ W. Solyst,¹⁴ L. Song,⁴⁴ P. Sorensen,³ H. M. Spinka,²
B. Srivastava,³⁴ T. D. S. Stanislaus,⁴⁸ M. Stepanov,³⁴ R. Stock,¹² M. Strikhanov,²⁶ B. Stringfellow,³⁴ T. Sugiura,⁴⁶
M. Sumera,¹¹ B. Summa,³² X. M. Sun,⁷ Z. Sun,²¹ Y. Sun,³⁷ B. Surrow,⁴¹ D. N. Svirida,¹⁵ Z. Tang,³⁷ A. H. Tang,³
T. Tarnowsky,²⁵ A. Tawfik,⁵² J. Thäder,²² J. H. Thomas,²² A. R. Timmins,⁴⁴ D. Tlusty,³⁶ T. Todoroki,³
M. Tokarev,¹⁷ S. Trentalange,⁶ R. E. Tribble,⁴² P. Tribedy,³ S. K. Tripathy,¹³ O. D. Tsai,⁶ T. Ullrich,³
D. G. Underwood,² I. Upsal,²⁹ G. Van Buren,³ G. van Nieuwenhuizen,³ A. N. Vasiliev,³³ R. Vertesi,¹¹ F. Videbæk,³
S. Vokal,¹⁷ S. A. Voloshin,⁵¹ A. Vossen,¹⁴ F. Wang,³⁴ J. S. Wang,²¹ G. Wang,⁶ Y. Wang,⁴⁵ Y. Wang,⁷ G. Webb,³
J. C. Webb,³ L. Wen,⁶ G. D. Westfall,²⁵ H. Wieman,²² S. W. Wissink,¹⁴ R. Witt,⁴⁷ Y. Wu,¹⁸ Z. G. Xiao,⁴⁵
G. Xie,³⁷ W. Xie,³⁴ K. Xin,³⁶ Q. H. Xu,³⁸ H. Xu,²¹ Y. F. Xu,³⁹ Z. Xu,³ J. Xu,⁷ N. Xu,²² S. Yang,³⁷ Q. Yang,³⁷
Y. Yang,²⁸ C. Yang,³⁷ Y. Yang,⁷ Y. Yang,²¹ Z. Ye,⁸ Z. Ye,⁸ L. Yi,⁵³ K. Yip,³ I. -K. Yoo,³⁵ N. Yu,⁷
H. Zbroszczyk,⁵⁰ W. Zha,³⁷ X. P. Zhang,⁴⁵ J. Zhang,²¹ J. Zhang,³⁸ Z. Zhang,³⁹ S. Zhang,³⁷ J. B. Zhang,⁷
Y. Zhang,³⁷ S. Zhang,³⁹ J. Zhao,³⁴ C. Zhong,³⁹ L. Zhou,³⁷ X. Zhu,⁴⁵ Y. Zoukarneeva,¹⁷ and M. Zyzak¹²

(STAR Collaboration)

¹AGH University of Science and Technology, FPACS, Cracow 30-059, Poland

²Argonne National Laboratory, Argonne, Illinois 60439

³Brookhaven National Laboratory, Upton, New York 11973

⁴University of California, Berkeley, California 94720

⁵University of California, Davis, California 95616

- ⁶ *University of California, Los Angeles, California 90095*
⁷ *Central China Normal University, Wuhan, Hubei 430079*
⁸ *University of Illinois at Chicago, Chicago, Illinois 60607*
⁹ *Creighton University, Omaha, Nebraska 68178*
¹⁰ *Czech Technical University in Prague, FNSPE, Prague, 115 19, Czech Republic*
¹¹ *Nuclear Physics Institute AS CR, 250 68 Prague, Czech Republic*
¹² *Frankfurt Institute for Advanced Studies FIAS, Frankfurt 60438, Germany*
¹³ *Institute of Physics, Bhubaneswar 751005, India*
¹⁴ *Indiana University, Bloomington, Indiana 47408*
¹⁵ *Alikhanov Institute for Theoretical and Experimental Physics, Moscow 117218, Russia*
¹⁶ *University of Jammu, Jammu 180001, India*
¹⁷ *Joint Institute for Nuclear Research, Dubna, 141 980, Russia*
¹⁸ *Kent State University, Kent, Ohio 44242*
¹⁹ *University of Kentucky, Lexington, Kentucky, 40506-0055*
²⁰ *Lamar University, Physics Department, Beaumont, Texas 77710*
²¹ *Institute of Modern Physics, Chinese Academy of Sciences, Lanzhou, Gansu 730000*
²² *Lawrence Berkeley National Laboratory, Berkeley, California 94720*
²³ *Lehigh University, Bethlehem, PA, 18015*
²⁴ *Max-Planck-Institut für Physik, Munich 80805, Germany*
²⁵ *Michigan State University, East Lansing, Michigan 48824*
²⁶ *National Research Nuclear University MEPhI, Moscow 115409, Russia*
²⁷ *National Institute of Science Education and Research, Bhubaneswar 751005, India*
²⁸ *National Cheng Kung University, Tainan 70101*
²⁹ *Ohio State University, Columbus, Ohio 43210*
³⁰ *Institute of Nuclear Physics PAN, Cracow 31-342, Poland*
³¹ *Panjab University, Chandigarh 160014, India*
³² *Pennsylvania State University, University Park, Pennsylvania 16802*
³³ *Institute of High Energy Physics, Protvino 142281, Russia*
³⁴ *Purdue University, West Lafayette, Indiana 47907*
³⁵ *Pusan National University, Pusan 46241, Korea*
³⁶ *Rice University, Houston, Texas 77251*
³⁷ *University of Science and Technology of China, Hefei, Anhui 230026*
³⁸ *Shandong University, Jinan, Shandong 250100*
³⁹ *Shanghai Institute of Applied Physics, Chinese Academy of Sciences, Shanghai 201800*
⁴⁰ *State University Of New York, Stony Brook, NY 11794*
⁴¹ *Temple University, Philadelphia, Pennsylvania 19122*
⁴² *Texas A&M University, College Station, Texas 77843*
⁴³ *University of Texas, Austin, Texas 78712*
⁴⁴ *University of Houston, Houston, Texas 77204*
⁴⁵ *Tsinghua University, Beijing 100084*
⁴⁶ *University of Tsukuba, Tsukuba, Ibaraki, Japan,*
⁴⁷ *United States Naval Academy, Annapolis, Maryland, 21402*
⁴⁸ *Valparaiso University, Valparaiso, Indiana 46383*
⁴⁹ *Variable Energy Cyclotron Centre, Kolkata 700064, India*
⁵⁰ *Warsaw University of Technology, Warsaw 00-661, Poland*
⁵¹ *Wayne State University, Detroit, Michigan 48201*
⁵² *World Laboratory for Cosmology and Particle Physics (WLCAPP), Cairo 11571, Egypt*
⁵³ *Yale University, New Haven, Connecticut 06520*

(Dated: September 14, 2016 **version 9**)

We report the first di-jet transverse momentum asymmetry measurements from Au+Au and $p+p$ collisions at RHIC. The two highest-energy back-to-back jets reconstructed from fragments with transverse momenta above 2 GeV/ c display a significantly stronger momentum imbalance in heavy-ion collisions than in the $p+p$ reference. When re-examined with correlated soft particles included, we observe that these di-jets then exhibit a unique new feature – momentum balance is restored to that observed in $p+p$ for a jet resolution parameter of $R = 0.4$, while re-balancing is not attained with a smaller value of $R = 0.2$.

High-energy collisions of large nuclei at the Relativistic Heavy Ion Collider (RHIC) at Brookhaven National Laboratory exceed the energy density at which a strongly-coupled medium of deconfined quarks and gluons, the quark gluon plasma (QGP), is expected to form [1]. Par-

tons with large transverse momentum ($p_T \gg \Lambda_{\text{QCD}}$) resulting from hard scatterings provide “hard probes” that allow for the unique opportunity to explore the QGP tomographically. Such scatterings occur promptly ($\sim 1/p_T$) in the initial stages of the collision, and can

thus probe the evolution of the medium. The scattered partons separate and fragment into back-to-back clusters of collimated hadrons known as jets. Jet p_T distributions in proton-proton ($p+p$) collisions at RHIC are well-described by perturbative quantum chromodynamics (pQCD) and can be used as a calibrated reference for studies of medium-induced jet modifications [2].

Production of high- p_T hadrons, serving as a jet proxy, was first found to be highly suppressed at RHIC in single-particle measurements compared to scaled $p+p$ collisions. Moreover, particle yields on the recoil side of high- p_T triggered di-hadron correlations exhibited a shift from high to low energy [3]. These observations established the energy dissipation of fast-moving partons as a key signature of a dense partonic medium, known as the *jet quenching effect* [4, 5]. Most theoretical explanations of light quark and gluon jet quenching in heavy-ion collisions, while differing in details, identify pQCD-type radiative energy loss (*gluon bremsstrahlung*) as the dominant mechanism. Inherent to these frameworks is the qualitative feature that the jet structure is softened and broadened with respect to vacuum expectations [4–7]. Advances in jet-finding techniques [8], and the proliferation of high- p_T jets at the higher energies accessible at the Large Hadron Collider (LHC) with a higher center-of-mass energy per nucleon pair, have made it possible to study fully reconstructed jets in heavy-ion collisions for the first time [9–11]. Inclusive jet spectra in the most central (head-on) lead-lead (Pb+Pb) collisions at a center-of-mass energy per nucleon pair of $\sqrt{s_{NN}}=2.76$ TeV were found to be clearly suppressed when compared to scaled $p+p$ or scaled peripheral (glancing) Pb+Pb collisions at the same collision energy. This suppression occurred independently of jet p_T for jets with $p_T \sim 40 - 210$ GeV/ c , and even for jets reconstructed with a resolution parameter as large as $R = 0.5$ (while the exact meaning of R is algorithm-specific, for the anti- k_T algorithm used throughout this Letter, it typically corresponds to roughly circular clusters of radius R in $\Delta R = \sqrt{\Delta \phi^2 + \Delta \eta^2}$ where $\Delta \phi$ is the relative azimuthal angle and $\Delta \eta$ the relative pseudorapidity).

Recently, analyses of di-jet pairs revealed a striking energy imbalance for highly energetic back-to-back jet production [10, 12]. The reported imbalance observable is defined as

$$A_J \equiv (p_{T,\text{lead}} - p_{T,\text{sublead}})/(p_{T,\text{lead}} + p_{T,\text{sublead}}) \quad (1)$$

where $p_{T,\text{lead}}$ and $p_{T,\text{sublead}}$ are the transverse momenta of the leading and sub-leading (highest and second-highest p_T) jet, respectively, in the di-jets that are required to be approximately back-to-back. In this observable, detector effects in the determination of jet p_T affect numerator and denominator in a similar manner and thus cancel out to first order. It is therefore less sensitive to effects of the underlying event than inclusive measurements and other di-jet observables. Furthermore, when

di-jets with large energy imbalance were examined at the LHC, much of the *lost energy* of these jets seemed to re-emerge as low momentum particles emitted at large angles with respect to the di-jet axis [11, 13, 14].

By contrast, at RHIC energies, measurements based on correlations of hadrons with leading reconstructed jets or non-decay (direct) photons indicate that the lost energy remains much closer to the jet axis [15, 16], suggesting only a moderate broadening of the jet structure for all but the softest constituents. The difference between the RHIC and LHC energy results could be due to a number of different reasons; both the details of the experimental analyses and the mean parton kinematics being probed at the two facilities differ significantly. In addition, the LHC results specifically focus on di-jets with a large energy imbalance on an individual event-by-event basis, whereas published RHIC measurements based on statistical correlations require treatment of an ensemble-based background.

In this Letter, we present the first di-jet imbalance measurement in central gold-gold (Au+Au) collisions at RHIC, thus allowing a more direct comparison to jet quenching measurements at the LHC. The data used in this analysis were collected by the STAR detector in $p+p$ and Au+Au collisions at $\sqrt{s_{NN}} = 200$ GeV in 2006 and 2007, respectively. Charged tracks are reconstructed with the Time Projection Chamber (TPC) [17]. The transverse energy (E_T) of neutral hadrons is included by measuring the energy deposited in the Barrel Electromagnetic Calorimeter (BEMC) [18], which has a tower size of 0.05×0.05 in azimuth ϕ and pseudorapidity η . To avoid double-counting, the energy deposited by charged hadrons in the BEMC is accounted for by full hadronic correction, in which the transverse momentum of any charged track that extrapolates to a tower is subtracted from the transverse energy of that tower. Tower energies are set to zero if they would otherwise become negative via this correction. While full hadronic correction is an overly conservative way to avoid double-counting energy from charged tracks, it has been found to be the most robust approach [19]. Both the TPC and the BEMC uniformly cover the full azimuth and a pseudorapidity range of $|\eta| < 1$. Events were selected by an online high tower (HT) trigger, which required an uncorrected $E_T > 5.4$ GeV in at least one BEMC tower. In Au+Au collisions, only the most central 20% of the events are analyzed, where event centrality is a measure of the overlap of the colliding nuclei, determined by the raw charged particle multiplicity in the TPC within $|\eta| < 0.5$. Events are restricted to have a primary vertex position along the beam axis of $|v_z| < 30$ cm. Tracks are required to have more than 52% of available points measured in the TPC (up to 45), and a minimum of 20, a distance of closest approach (DCA) to the collision vertex of less than 1 cm, and pseudorapidity within $|\eta| < 1$.

Jets are reconstructed from charged tracks measured

in the TPC and neutral particle information recorded by the BEMC, using the anti- k_T algorithm from the FastJet package [8, 20] with resolution parameters $R = 0.4$ and 0.2 . The reconstructed jet axes are required to be within $|\eta| < 1 - R$ to avoid partially reconstructed jets at the edge of the acceptance. In this analysis, the initial definition of the di-jet pair considers only tracks and towers with $p_T > 2$ GeV/ c in the jet reconstruction. This is done to minimize the effects of background fluctuations and combinatorial jets not originating from an initial hard scatter, and to make an average background energy subtraction unnecessary. We will refer to this selection as (di-)jets with “hard cores”, as most of their energy is carried by just a few high- p_T constituents. The event-by-event background energy density ρ is determined as the median of $p_T^{\text{jet,rec}}/A^{\text{jet}}$ of all but the two leading jets, using the k_T algorithm with the same resolution parameter R as in the nominal jet reconstruction [8]. The area A^{jet} of jets is also found with the FastJet package (using active ghost particles). At RHIC energies, the median background energy density $\langle \rho \rangle$ when only particles with $p_T > 2$ GeV/ c are considered is 0. Hence no event-by-event ρ subtraction is applied for these “hard-core” jets. The small residual influence of background fluctuations is captured by embedding the $p + p$ reference hard-core jets into an Au+Au event (after reconstruction). When, later in the analysis, the constituent cut is lowered, ρ is recalculated event-by-event and the corrected jet $p_T = p_T^{\text{jet,rec}} - \rho A^{\text{jet}}$ is used, discarding jets with $p_T < 0$.

The di-jet imbalance A_J is initially calculated in Au+Au HT events for leading and sub-leading jets fulfilling the following requirements:

- $p_{T,\text{lead}} > 20$ GeV/ c and $p_{T,\text{sublead}} > 10$ GeV/ c ,
- $|\phi_{\text{lead}} - \phi_{\text{sublead}} - \pi| < 0.4$ (back-to-back).

In this Letter, jet energies are not corrected back to the original parton energies apart from the correction for relative reconstruction efficiency differences between Au+Au and $p + p$ described below. In order to make meaningful quantitative comparisons between the di-jet imbalance measured in Au+Au to that in $p + p$, it is however necessary to compare jets which have similar initial parton energies in the two collision systems, and to take the remaining effect of background fluctuations into account. It was shown in [15] that Au+Au HT leading jets are similar to $p + p$ HT leading jets embedded in a Au+Au background. A di-jet imbalance reference dataset is therefore constructed in this analysis via embedding $p + p$ HT events into Au+Au minimum bias (i. e., without a high tower trigger) events with a 0-20% centrality requirement identical to the HT data ($p + p$ HT \oplus Au+Au MB). The heavy ion background has the potential to bias an online high tower trigger toward a higher population of low-energy jets that would not be

accounted for by the embedding. In a previous study, this effect was conservatively accounted for with a small systematic uncertainty [15]. The relatively high leading jet requirement and the robustness of the observable in this analysis further reduce a potential influence of such a bias. A cross-check with a higher off-line trigger requirement did not show any effect beyond statistics, and we therefore do not assign a systematic uncertainty.

The performance of the TPC and BEMC can vary in different collision systems and over time. The relative TPC tracking efficiency in Au+Au is ca. $90\% \pm 7\%$ that of $p + p$ [15], and this difference is accounted for in the $p + p$ HT \oplus Au+Au MB during embedding by randomly rejecting charged $p + p$ tracks with a probability given by this efficiency difference. The uncertainty on this correction is the largest contributor to systematic uncertainty, and it is assessed by repeating the measurement with the respective minimum and maximum efficiency. The tower efficiency in Au+Au collisions relative to $p + p$ collisions is $98\% \pm 2\%$ [15], and its contribution to systematic uncertainties is negligible compared to the respective TPC uncertainty. The systematics due to the relative tower energy scale ($100\% \pm 2\%$) is again assessed via the embedding procedure by increasing or decreasing the E_T of all $p + p$ towers by 2%. These two variations constitute the systematic uncertainty on differences between Au+Au and embedded $p + p$ as discussed in this Letter. Their quadrature sum is shown in colored shaded boxes in all figures.

In Fig. 1 the A_J distribution from central Au+Au collisions for anti- k_T jets with $R = 0.4$ (solid red circles) is compared to the $p + p$ HT embedding reference ($p + p$ HT \oplus Au+Au MB, open circles) for a jet constituent- p_T cut of $p_T^{\text{cut}} > 2$ GeV/ c . Di-jets in central Au+Au collisions are significantly more imbalanced than the corresponding $p + p$ di-jets. To further quantify this difference the p-value for the hypothesis that the two histograms represent identical distributions was calculated with a Kolmogorov-Smirnov test on the unbinned data [21], i. e., including only the statistical uncertainties. For an estimate of systematic effects we quote the range of minimal and maximal values obtained during efficiency and tower energy scale variations. The calculated p-value $< 1 \times 10^{-8}$ ($4 \times 10^{-10} - 1 \times 10^{-6}$) supports the hypothesis that the Au+Au and $p + p$ HT \oplus Au+Au data are not drawn from the same parent A_J distributions.

In order to assess if the energy imbalance can be restored for these di-jets by including the jet constituents below 2 GeV/ c in transverse momentum, the jet-finder was run again on the same events, but with a lower constituent p_T cut of $p_T^{\text{cut}} > 0.2$ GeV/ c . The di-jet imbalance A_J was then recalculated for jet pairs geometrically matched to the original hard core di-jets. For this matching, the highest p_T jet within $\Delta R = \sqrt{\Delta\phi^2 + \Delta\eta^2} < R$ of the hard core jet was chosen. This matching has better than 99% efficiency. To account for the significant

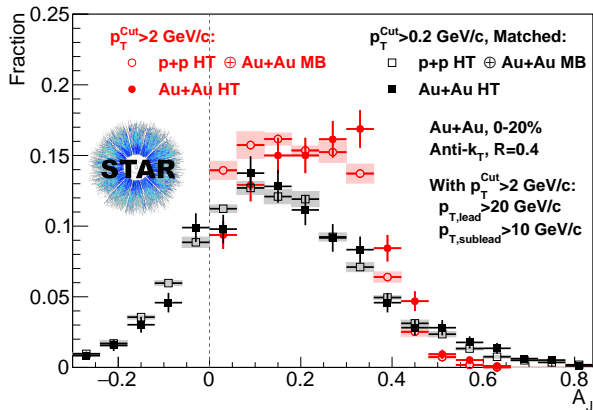


FIG. 1. (Color online.) Normalized A_J distributions for Au+Au HT data (filled symbols) and $p+p$ HT \oplus Au+Au MB (open symbols). The red circles points are for jets found using only constituents with $p_T^{\text{Cut}} > 2$ GeV/c and the black squares for matched jets found using constituents with $p_T^{\text{Cut}} > 0.2$ GeV/c. In all cases $R = 0.4$.

low- p_T background, this recalculation used background-corrected jet $p_T = p_T^{\text{jet,rec}} - \rho A^{\text{jet}}$. In the central data considered here, ρ is a broad distribution with an average value of about 57 GeV/sr. The reference $p+p$ HT \oplus Au+Au MB embedding distribution was recalculated in the same manner. For matched jets, the role of leading and sub-leading jets is not re-enforced, so A_J can now become negative; all figures include a dashed line at 0 to guide the eye.

In Fig. 1 the matched di-jet imbalance measured for a low constituent p_T^{Cut} in central Au+Au collisions (solid black squares) is compared to the new $p+p$ HT \oplus Au+Au MB embedding reference (open squares). Remarkably, the A_J distribution in Au+Au is now identical to the $p+p$ data within uncertainties; the p-value between these two distributions is 0.4 (0.2–0.6). This observation suggests that the jet energy balance can be restored to the level of $p+p$ in central Au+Au HT events for this class of di-jets if low p_T constituents are included within an anti- k_T jet of resolution parameter (radius) $R = 0.4$.

The tremendous increase in background fluctuations below 2 GeV/c could lead to an artificial di-jet energy balance unrelated to potential modifications in the jet fragmentation. In the limit of infinitely high background fluctuations, the correlated signal could be washed out to be indistinguishable. To estimate the magnitude of this effect, we employed two different *null hypothesis* procedures. First, we embedded the Au+Au HT di-jets reconstructed with $p_T^{\text{Cut}} > 2$ GeV/c (closed red markers in Fig. 1) into Au+Au MB events with a low constituent $p_T^{\text{Cut}} > 0.2$ GeV/c, re-performed the jet finding and matching and re-calculated A_J . This procedure explicitly disallows for any balance restoration via correlated signal jet constituents since the jet is embedded into a

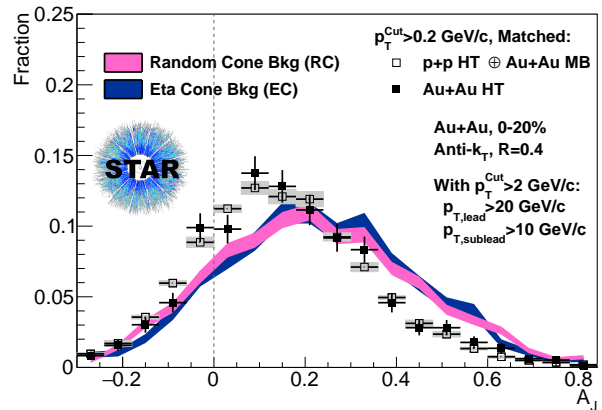


FIG. 2. (Color online.) A_J distributions for Au+Au data (filled symbols) and $p+p$ HT \oplus Au+Au MB (open symbols) for low constituent p_T^{Cut} di-jets from Fig. 1 compared to A_J distributions calculated assuming the RC and EC null hypotheses, respectively, shown as colored bands; see the text for details.

different random event. We refer to this method as the Random Cone (RC) technique. In the second method, in order to account for potential non-jet correlations within the event, we embed the same di-jet pairs as in the RC method into a different Au+Au HT event with a found di-jet pair, at the same azimuth position but randomly offset in pseudorapidity by at least $2 \times R$. This “Eta Cone” method (EC) preserves potential background effects due to azimuthal correlations of the underlying event with the jet while also excluding any potential jet-like correlation below 2 GeV/c. Both of these methods are compared to the measured matched A_J distribution with low p_T^{Cut} in Fig. 2. We conclude that background fluctuations do smear the A_J signal significantly with an overall effect toward balancing. However, the resulting distributions still show much higher imbalance and significant shape differences compared to the measured signal. This smearing cannot alone account for the magnitude of the rebalancing, confirming that the energy restored via low p_T constituents is correlated with the jet fragmentation.

In order to assess if the observed softening of the jet fragmentation is accompanied by a broadening of the jet profile, a measurement of the di-jet imbalance with a resolution parameter of $R = 0.2$ was performed in an analogous fashion to the measurement described above. As shown in Fig. 3, narrowing the cone to $R = 0.2$ leads to significant differences between central Au+Au and embedded $p+p$ for jets with hard cores, with a p-value of 1×10^{-8} (1×10^{-9} – 3×10^{-7}). Including soft constituents down to 0.2 GeV/c is no longer sufficient to restore the imbalance to the level of the $p+p$ reference. This continued disparity between the $p+p$ and Au+Au data is supported by a calculated p-value of 7×10^{-8} (2×10^{-8} – 4×10^{-7}).

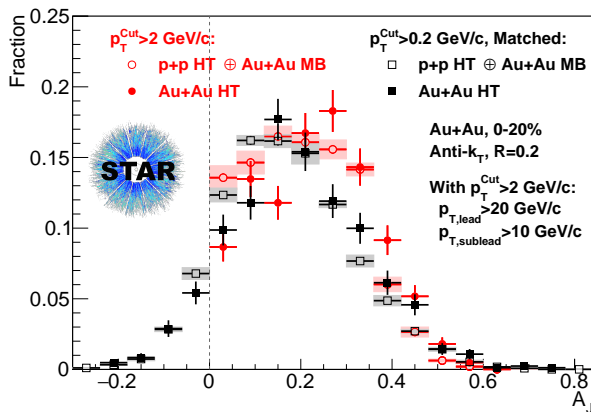


FIG. 3. (Color online.) Repetition of the analysis shown in Fig. 1 with a smaller resolution parameter $R = 0.2$. Normalized A_J distributions for Au+Au HT data (filled symbols) and $p + p$ HT \oplus Au+Au MB (open symbols). The red circles are for jets found using only constituents with $p_T^{\text{Cut}} > 2$ GeV/ c and the black squares are for matched jets found using constituents with $p_T^{\text{Cut}} > 0.2$ GeV/ c .

In all descriptions of the QGP, energy redistribution via gluon bremsstrahlung is dependent on in-medium path length. Requiring high- p_T hadrons in the measured final state therefore imposes a significant bias toward production near the surface of the fireball, a paradigm known as Surface Bias. Previous STAR jet-hadron measurements are well-captured by YaJEM-DE, a Monte Carlo model of in-medium shower evolution that predicts just such a surface bias for the same leading jet selection as used in this Letter [15, 22].

The initial hard core di-jet selection places hard hadron requirements on the recoil jet in addition to those on the leading jet. In the surface bias picture, they are therefore expected to display a pronounced preference toward almost tangential di-jets, probes that graze the medium with a shorter but finite in-medium path-length compared to the unbiased di-jet selection at LHC energies [23]. Correlation measurements with two hard particles as jet proxies support the presence of such a tangential bias as well [24]. Our measurements of clearly modified jets whose “lost” energy can nevertheless be recovered within a comparatively narrow cone are qualitatively consistent with this picture.

The qualitative change in the di-jet imbalance for smaller R jets as reported in this letter is the first step towards enabling *Jet Geometry Engineering* of jet production points which will allow control over the path lengths and interaction probabilities of jet quenching effects within the colored medium. In addition it would be very interesting to repeat this A_J study with “hard core” di-jets at the LHC to see if a similar energy loss pattern is observed when similar jet pairs are selected. Comparison and combined analysis of these new RHIC

results and current published LHC measurements will already enable new and enhanced constraints to be placed on the dynamics underlying modified fragmentation and energy dissipation in heavy-ion collisions.

In conclusion, we reported the first A_J measurement performed at $\sqrt{s_{NN}} = 200$ GeV. A selection of di-jet pairs with hard cores is probed. For a resolution parameter of $R = 0.4$, a clear increase in di-jet momentum imbalance is observed compared to a $p + p$ baseline when only constituents with $p_T^{\text{Cut}} > 2$ GeV/ c are considered. When allowing softer constituents down to $p_T^{\text{Cut}} > 0.2$ GeV/ c , the energy balance becomes the same within errors as the one measured in $p + p$ data. By contrast, repeating the same measurement with a smaller resolution parameter of $R = 0.2$ leads to significant remaining momentum imbalance even for jets with soft constituents. The results are the first indication that at RHIC energies it is possible to select a sample of di-jets that clearly lost energy via interactions with the medium but whose lost energy re-emerges as soft constituents accompanied with a small, but significant, broadening of the jet structure compared to $p + p$ fragmentation. The above observations are consistent with the qualitative expectations of pQCD-like radiative energy loss in the hot, dense medium created at RHIC.

We thank the RHIC Operations Group and RCF at BNL, the NERSC Center at LBNL, the KISTI Center in Korea, and the Open Science Grid consortium for providing resources and support. This work was supported in part by the Office of Nuclear Physics within the U.S. DOE Office of Science, the U.S. NSF, the Ministry of Education and Science of the Russian Federation, NSFC, CAS, MoST and MoE of China, the National Research Foundation of Korea, NCKU (Taiwan), GA and MSMT of the Czech Republic, FIAS of Germany, DAE, DST, and UGC of India, the National Science Centre of Poland, National Research Foundation, the Ministry of Science, Education and Sports of the Republic of Croatia, and RosAtom of Russia.

-
- [1] J. Adams *et al.* (STAR), Nucl. Phys. **A757**, 102 (2005); K. Adcox *et al.* (PHENIX), Nucl. Phys. **A757**, 184 (2005); I. Arsene *et al.* (BRAHMS), Nucl. Phys. **A757**, 1 (2005); B. B. Back *et al.* (PHOBOS), Nucl. Phys. **A757**, 28 (2005).
 - [2] B. Abelev *et al.* (STAR), Phys. Rev. Lett. **99**, 142003 (2007).
 - [3] M. Aggarwal *et al.* (STAR), Phys. Rev. **C82**, 024912 (2010).
 - [4] M. Gyulassy and M. Plumer, Phys. Lett. **B243**, 432 (1990).
 - [5] A. Majumder and M. Van Leeuwen, Prog. Part. Nucl. Phys. **66**, 41 (2011).
 - [6] K. M. Burke, Buzzatti, *et al.* (JET Collaboration), Phys. Rev. **C90**, 014909 (2014).

- [7] G.-Y. Qin and X.-N. Wang, *Int. J. Mod. Phys.* **E24**, 1530014 (2015).
- [8] M. Cacciari, G. P. Salam, and G. Soyez, *Eur. Phys. J.* **C72**, 1896 (2012).
- [9] J. Adam *et al.* (ALICE), *Phys. Lett.* **B746**, 1 (2015).
- [10] S. Chatrchyan *et al.* (CMS), *Phys. Rev.* **C84**, 024906 (2011).
- [11] G. Aad *et al.* (ATLAS), *Phys. Lett.* **B719**, 220 (2013).
- [12] G. Aad *et al.* (ATLAS), *Phys. Rev. Lett.* **105**, 252303 (2010).
- [13] S. Chatrchyan *et al.* (CMS), *Phys. Lett.* **B712**, 176 (2012).
- [14] V. Khachatryan *et al.* (CMS), *J. High Energy Phys.* **02**, 156 (2016).
- [15] L. Adamczyk *et al.* (STAR), *Phys. Rev. Lett.* **112**, 122301 (2014).
- [16] A. Adare *et al.* (PHENIX), *Phys. Rev. Lett.* **111**, 032301 (2013).
- [17] M. Anderson *et al.*, *Nucl. Instrum. Meth. A* **499**, 659 (2003).
- [18] M. Beddo *et al.* (STAR), *Nucl. Instrum. Meth.* **A499**, 725 (2003).
- [19] L. Adamczyk *et al.* (STAR), *Phys. Rev. Lett.* **115**, 092002 (2015).
- [20] M. Cacciari *et al.*, *J. High Energy Phys.* **04**, 005 (2008).
- [21] I. M. Chakravarti, R. G. Laha, and J. Roy, *Handbook of Methods of Applied Statistics*, Vol. I (John Wiley and Sons, New York, 1967) pp. 392-394.
- [22] T. Renk, *Phys. Rev. C* **87**, 024905 (2013).
- [23] T. Renk, *Phys. Rev.* **C85**, 064908 (2012).
- [24] L. Adamczyk *et al.* (STAR), *Phys. Rev.* **C87**, 044903 (2013).