

# A Linear-Time Variational Integrator for Multibody Systems

Jeongseok Lee<sup>1</sup>, C. Karen Liu<sup>2</sup>, Frank C. Park<sup>3</sup>, and Siddhartha S. Srinivasa<sup>1</sup>

<sup>1</sup> Carnegie Mellon University, Pittsburgh, PA, USA 15213  
{jeongsel, ss5}@andrew.cmu.edu

<sup>2</sup> Georgia Institute of Technology, Atlanta, GA, USA 30332  
karenliu@cc.gatech.edu

<sup>3</sup> Seoul National University, Seoul 151-742, Korea  
fcp@snu.ac.kr

**Abstract.** We present an efficient variational integrator for simulating multibody systems. Variational integrators reformulate the equations of motion for multibody systems as discrete Euler-Lagrange (DEL) equation, transforming forward integration into a root-finding problem for the DEL equation. Variational integrators have been shown to be more robust and accurate in preserving fundamental properties of systems, such as momentum and energy, than many frequently used numerical integrators. However, state-of-the-art algorithms suffer from  $O(n^3)$  complexity, which is prohibitive for articulated multibody systems with a large number of degrees of freedom,  $n$ , in generalized coordinates. Our key contribution is to derive a quasi-Newton algorithm that solves the root-finding problem for the DEL equation in  $O(n)$ , which scales up well for complex multibody systems such as humanoid robots. Our key insight is that the evaluation of DEL equation can be cast into a discrete inverse dynamic problem while the approximation of inverse Jacobian can be cast into a continuous forward dynamic problem. Inspired by Recursive Newton-Euler Algorithm (RNEA) and Articulated Body Inertia Algorithm (ABI), we formulate the DEL equation individually for each body rather than for the entire system, such that both inverse and forward dynamic problems can be solved efficiently in  $O(n)$ . We demonstrate scalability and efficiency of the variational integrator through several case studies.

**Keywords:** variational integrator · discrete mechanics · multibody systems · dynamics · computer animation & simulation

## 1 Introduction

We address the problem of accurately and efficiently simulating the dynamics of complex multibody systems, often referred to as the *forward dynamics problem*. Existing state-of-the-art approaches use the Lagrangian formalism, expressing the difference between kinetic and potential energy (the Lagrangian) in generalized coordinates, and derive the Euler-Lagrange second-order differential

equations from them via the principle of least action. The state of the system at any time  $t$  is then obtained by integrating these differential equations from initial conditions.

However, the *global stability* of the system remains a key open challenge. In particular, discrete-time simulations, even with advanced algorithms for solving differential equations, eventually produce alarming and physically implausible behaviors, even for simple dynamical systems like  $N$ -link pendulums, due to the accumulation of numerical errors.

To address this problem, Marsden and West [1] introduced the discrete Lagrangian, which approximates the integral of the Lagrangian over a small time interval. They then derived its variation via the principle of least action, creating the discrete Euler-Lagrange (DEL) equations. They also showed that *variational integrators* based on the DEL formulation were *symplectic* (energy-conserving) and crucially decoupled energy behavior from step size [1,2].

Unfortunately, despite their benefits for stability, variational integrators suffer from *computational complexity*. Variational integrators transform the integration of the equations of motion into a root-finding problem for the DEL equation. This introduces complexity in three places as most nonlinear root-finding algorithms require: (1) the evaluation of the DEL equation, (2) computation of their gradient (Jacobian), and (3) the inversion of the gradient. Although there exist efficient algorithms for evaluating the DEL equation, they *do not* use generalized coordinates but instead treat each link as a free-body and apply constraint forces to enforce joints [3,4,5]. This becomes especially complicated with branching multi-body systems and joint constraints.

Recently Johnson and Murphey [6] proposed a scalable variational integrator that represents the DEL equation in generalized coordinates. By representing the multibody system as a tree structure in generalized coordinates, they showed that the DEL equation, as well as the gradient and Hessian of the Lagrangian, can be calculated recursively. However, the complexity of their algorithm for evaluating the DEL equation is  $O(n^2)$ , for computing the Jacobian is  $O(n^3)$ . When coupled with traditional root-finders that require the inverse of the Jacobian, this adds an approximately  $O(n^3)$  complexity for matrix inversion.

In this paper, we introduce a new variational integrator for multibody dynamic systems. The primary contribution is an  $O(n)$  algorithm which solves the root-finding problem for the DEL equation. Our key insight is that the evaluation of DEL can be cast into a discrete inverse dynamics problem [7,8] while the approximation of inverse Jacobian can be cast into a continuous forward dynamics problem. Both inverse and forward dynamic problems can be solved efficiently in  $O(n)$  using a recursive formulation in Lie group representation [9,10,11,12].

Inspired by Recursive Newton-Euler Algorithm (RNEA) and Articulated Body Inertia Algorithm (ABI), we formulate the DEL equation individually for each body rather than for the entire system. By taking advantage of the recursive relations between body links, it becomes possible to evaluate the DEL function using a discrete inverse dynamics algorithm in linear-time. The same recursive representation is applied to approximate the inverse Jacobian using

an impulse-based forward dynamics algorithm. Together with these two algorithms, we propose an  $O(n)$  quasi-Newton method specialized for finding the root of DEL equation, resulting in a *Linear-Time Variational Integrator*.

We compared our method with the state-of-the-art variational integrator in generalized coordinates [6]. The results show that, for the same computation method of inverse Jacobian, the performance of our recursive evaluation of the DEL equation (linear-time DEL algorithm) is 15 times faster for a system with 10 degrees-of-freedom (DOFs) and 32 times faster for 100 DOFs. In the meantime, for the same evaluation method of DEL equation, the result show that the performance of our new quasi-Newton method 3.8 times faster for a system with 10 DOFs and 53 times faster for 100 DOFs. Further analyses show that the impulse-based Jacobian approximation contributes more than our linear-time DEL algorithm for the higher DOFs systems.

## 2 Background

Our work is built on the concepts of discrete mechanics and variational integrators. In this section, we will briefly describe the standard formulation of discrete mechanics and a reformulation using Lie group representation for a single rigid body.

### 2.1 Discrete Euler-Lagrange Equations

We begin with the definition of Lagrangian,  $L(\mathbf{q}, \dot{\mathbf{q}})$ , the difference between the total kinetic energy and the total potential energy of a system characterized by generalized coordinates  $\mathbf{q}$ . If we discretize a continuous trajectory  $\mathbf{q}(t)$  into a sequence of configurations  $\mathbf{q}^0, \mathbf{q}^1, \dots, \mathbf{q}^N$ , we can define a discrete Lagrangian that approximates the integral of  $L(\mathbf{q}(t), \dot{\mathbf{q}}(t))$  over a short interval:

$$L_d(\mathbf{q}^k, \mathbf{q}^{k+1}) \approx \int_{k\Delta t}^{(k+1)\Delta t} L(\mathbf{q}(t), \dot{\mathbf{q}}(t)) dt. \quad (1)$$

By the least-action principle, the system will follow the trajectory that minimizes the integral of the Lagrangian approximated by the sum of the discrete Lagrangian:  $\sum_{k=0}^{N-1} L_d(\mathbf{q}^k, \mathbf{q}^{k+1})$ . Minimizing it with a variational principle, we arrive at the discrete Euler-Lagrange (DEL) equation:

$$D_2 L_d(\mathbf{q}^{k-1}, \mathbf{q}^k) + D_1 L_d(\mathbf{q}^k, \mathbf{q}^{k+1}) = 0, \quad (2)$$

where  $D_i$  denotes differential operator with respect to the  $i$ -th parameter of the function.

Instead of numerically integrating Euler-Lagrange equation to simulate the trajectory, discrete mechanics solves a root-finding problem to obtain the next configuration. Specifically, given two previous configurations  $\mathbf{q}^{k-1}$  and  $\mathbf{q}^k$ , we solve the next configuration  $\mathbf{q}^{k+1}$  by finding the root of the following function:

$$f(\mathbf{q}^{k+1}) = D_2 L_d(\mathbf{q}^{k-1}, \mathbf{q}^k) + D_1 L_d(\mathbf{q}^k, \mathbf{q}^{k+1}) = 0. \quad (3)$$

This nonlinear, high-dimensional, continuous root-finding problem can be solved efficiently by Newton's method, provided that the partial derivatives of  $f$ ,  $J_f(\mathbf{q})$  (*i.e.*, the Jacobian matrix), can be evaluated:

---

**Algorithm 1** Newton's Method for Solving DEL Equation

---

```

1: Initial Guess  $\mathbf{q}_0$ 
2: do
3:   Evaluate  $f(\mathbf{q}^{k+1})$   $\triangleright O(n^2)$  time
4:   if  $\|f(\mathbf{q}^{k+1})\| < \epsilon$  return  $\mathbf{q}^{k+1}$ 
5:   Evaluate  $[J_f(\mathbf{q}^{k+1})]^{-1}$   $\triangleright O(n^3)$  time
6:   Update  $\mathbf{q}^{k+1} \leftarrow \mathbf{q}^{k+1} - [J_f(\mathbf{q}^{k+1})]^{-1} f(\mathbf{q}^{k+1})$ 
7: while num_iter  $<$  max_iteration

```

---

To avoid the computation of the Jacobian and its inversion, various quasi-Newton methods can be applied to approximate  $[J_f(\mathbf{q}^{k+1})]^{-1}$ . In Section 4, we introduce a linear-time algorithm to approximate the inverse Jacobian for solving DEL equation.

## 2.2 DEL Equation for a Single Rigid Body in $\mathbf{SE}(3)$ Representation

The linear-time root-finding algorithm we will introduce in the next section leverages the idea of reformulating DEL equation for each individual rigid body rather than for the entire system. The Lagrangian dynamics of a rigid body can be compactly expressed using Lie group representation ([13,9]) in the space of  $\mathbf{SE}(3)$ :

$$L(T, V) = \frac{1}{2} V^T G V - P(T), \quad (4)$$

where  $T \in \mathbf{SE}(3)$  is the configuration of the rigid body,  $V \in \mathfrak{se}(3)$  is a six-dimensional spatial vector, and  $P : \mathbf{SE}(3) \rightarrow \mathbb{R}$  is the potential energy.  $G$  is the spatial inertia matrix that has the following structure:

$$G = \begin{bmatrix} \mathcal{I} & 0 \\ 0 & mI \end{bmatrix}, \quad (5)$$

where  $\mathcal{I}$  is the inertia matrix,  $m$  is the mass, and  $I$  is  $3 \times 3$  identity matrix when the center of mass is at the origin of the body frame.

Analogous to Equation (1), the discrete Lagrangian for a single rigid body can be expressed as:

$$L_d(T^k, T^{k+1}) \approx \int_{k\Delta t}^{(k+1)\Delta t} L(T, V) dt. \quad (6)$$

In this paper, we use the trapezoidal quadrature approximation for the discrete Lagrangian of the single body system as:

$$L_d(T^k, T^{k+1}) \triangleq \frac{\Delta t}{2} L(T^k, V^k) + \frac{\Delta t}{2} L(T^{k+1}, V^k), \quad (7)$$

where the average velocity  $V^k$  can be defined as:

$$V^k = \frac{1}{\Delta t} \tau^{-1}(\Delta T^k), \quad (8)$$

with the retraction map  $\tau : \mathfrak{se}(3) \rightarrow \text{SE}(3)$  ([11]), a  $C^2$ -diffeomorphism around the origin such that  $\tau(0) = e$ , and  $\Delta T^k = T^{k-1} T^{k+1}$ , the displacement of the rigid body's configuration during the discrete times of  $t_k$  and  $t_{k+1}$ .

To derive DEL equation for a single rigid body in  $\text{SE}(3)$ , we need to take the variational calculus on  $V^k$ :

$$\delta V^k = \frac{1}{\Delta t} d\tau_{\Delta t V^k}^{-1} \left( -T^{k-1} \delta T^k + \text{Ad}_{\tau(\Delta t V^k)} \left( T^{k+1} \delta T^{k+1} \right) \right), \quad (9)$$

where  $\text{Ad}_T : \mathfrak{se}(3) \rightarrow \mathfrak{se}(3)$  is the adjoint action of  $T \in \text{SE}(3)$  on  $V \in \mathfrak{se}(3)$  defined as  $\text{Ad}_T V = TVT^{-1}$ . We define the right trivialized tangent  $d\tau_V : \mathfrak{se}(3) \rightarrow \mathfrak{se}(3)$  and the inverse  $\tau_V^{-1} : \mathfrak{se}(3) \rightarrow \mathfrak{se}(3)$  as linear operators such that for  $T = \tau(V)$  and arbitrary  $W \in \mathfrak{se}(3)$  ([14,11]),

$$\left( \frac{\partial}{\partial V} \tau(V) \right) W = d\tau_V(W) \tau(V) \quad (10)$$

$$\left( \frac{\partial}{\partial T} \tau^{-1}(T) \right) W = d\tau_V^{-1}(W \tau(-V)). \quad (11)$$

Using Equation (7), (8), and (9), we can express DEL equation for a single rigid body in  $\text{SE}(3)$ , which is the well known *discrete reduced Euler-Poincaré* equations [11,15]:

$$D_2 L_d(T^{k-1}, T^k) + D_1 L_d(T^k, T^{k+1}) = 0, \quad (12a)$$

where

$$D_2 L_d(T^{k-1}, T^k) = -\text{Ad}_{\tau(\Delta t V^{k-1})}^* (d\tau_{\Delta t V^{k-1}}^{-1})^* G V^{k-1} + \frac{\Delta t}{2} T^k{}^* P(T^k) \quad (12b)$$

$$D_1 L_d(T^k, T^{k+1}) = (d\tau_{\Delta t V^k}^{-1})^* G V^k + \frac{\Delta t}{2} T^k{}^* P(T^k). \quad (12c)$$

$\text{Ad}_T^* : \mathfrak{se}^*(3) \rightarrow \mathfrak{se}^*(3)$  is the co-adjoint action of  $T$  on  $V^* \in \mathfrak{se}^*(3)$  which is the dual of  $V$  [13], and  $(d\tau_{\Delta t V^k}^{-1})^*$  is the dual operator of  $(d\tau_{\Delta t V^k}^{-1})$  defined as  $(d\tau_{\Delta t V^k}^{-1})^T$ .

By Lagrange-d'Alembert principle, Equation (12a) can be straightforwardly extended to a forced system [11]:

$$D_2 L_d(T^{k-1}, T^k) + D_1 L_d(T^k, T^{k+1}) + F^k = 0 \quad (13)$$

where  $F^k \in \mathfrak{se}^*(3)$  is external impulse exerted on the body for the duration of time  $\Delta t$ .

### 3 Linear-Time Variational Integrator

We introduce a new linear-time variational integrator which, at each time instance  $t_k$ , solves for the root of Equation (3). Our variational integrator consists of two linear-time algorithms for function evaluation and Jacobian update, which, as shown in Algorithm 1, determine the time complexity of the root-finding algorithm. We first derive DEL equation for multibody systems in a recursive manner, resulting a linear-time procedure to evaluate the function  $f(\mathbf{q})$ . Next, we introduce an impulse-based dynamic algorithm, which is also linear-time, to approximate the Jacobian. Replacing Line 3 and Line 5 in Algorithm 1 with these two algorithms, we present a new linear-time quasi-Newton root-finding method for solving DEL equation.

#### 3.1 Linear-Time Evaluation of DEL Equation

If we view the function  $f(\mathbf{q}) = \mathbf{0}$  as a dynamic constraint that enforces the equation of motion, any nonzero value of  $f(\mathbf{q})$  indicates the residual impulse that violates the equation of motion. As such, evaluating  $f(\mathbf{q})$  can be considered a discrete inverse dynamics problem which solves the residual impulse of the system given  $\mathbf{q}^{k-1}$ ,  $\mathbf{q}^k$ , and  $\mathbf{q}^{k+1}$ . We derive a recursive DEL equation using similar formulation as recursive Newton-Euler algorithm (RNEA) [7,8], which solves the inverse dynamics for continuous systems in linear time.

Assuming that the multibody system can be represented as a tree-structure where each body has at most one parent and an arbitrary number of children, our goal is to expand Equation (13) to account for the dynamics of entire tree-structure.

We begin with the recursive definition for a rigid body's configuration and the displacement of the configuration. Let us denote  $\{0\}$  as an inertial frame which is stationary in the space,  $\{i\}$  as body frame of  $i$ -th body in the tree structured system, and  $\{\lambda(i)\}$  as a body frame of the parent of the  $i$ -th body. The configuration of a body in the system can be represented as:

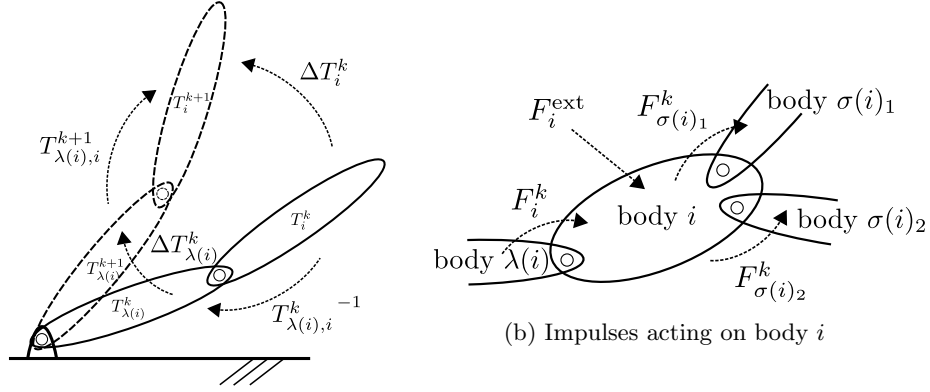
$$T_i^k = T_{\lambda(i)}^k T_{\lambda(i),i}^k, \quad (14)$$

where  $T_i^k$  and  $T_{\lambda(i)}^k$  denote the transformations from the inertial frame to  $\{i\}$  and  $\{\lambda(i)\}$ , respectively, while  $T_{\lambda(i),i}^k$  denotes the transformation from  $\{\lambda(i)\}$  to  $\{i\}$ . From Equation (14), the configuration displacement of a rigid body can be written as:

$$\Delta T_i^k = T_{\lambda(i),i}^{k-1} \Delta T_{\lambda(i)}^k T_{\lambda(i),i}^k. \quad (15)$$

Fig. 1 (a) gives a geometric interpretation of the recurrence relationship of the configuration displacements between  $\Delta T_i^k$  and  $\Delta T_{\lambda(i)}^k$ .

For a rigid body in an multibody system, the impulse term,  $F^k$ , in Equation (13) includes the impulse transmitted from the parent link ( $F_i^k$ ), impulses transmitting to the child links ( $F_c^k$ ), and other external impulses ( $F_i^{\text{ext},k}$ ) applied by



(a) Displacement of body  $i$ 's configuration

Fig. 1: Recurrence relationships of configuration displacement and impulses

the environment as (Fig. 1 (b)):

$$F^k = F_i^k - \sum_{c \in \sigma(i)} \text{Ad}_{T_{i,c}^k}^* F_c^k + F_i^{\text{ext},k}. \quad (16)$$

Note that  $F_i^k$  is expressed in the  $i$ -body coordinates so the coordinate frame transformation is required for  $F_c^k$  as  $\text{Ad}_{T_{i,c}^k}^* F_c^k$ .

Plugging these forces into Equation (13) and using the definitions in Equation (12b) and (12c), we express the equations of motion for the  $i$ -th body as:

$$F_i^k = \mu_i^k - \text{Ad}_{\tau(\Delta t V_i^k)}^* \mu_i^{k-1} + \sum_{c \in \sigma(i)} \text{Ad}_{T_{i,c}^k}^* F_c^k - F_i^{\text{ext},k} \quad (17a)$$

$$\mu_i^k = \left( d\tau_{\Delta t V_i^k}^{-1} \right)^* G_i V_i^k \quad (17b)$$

where  $\mu_i^k$  is the discrete momentum of link  $i$  and  $\sigma(i)$  denotes the set of child links to link  $i$ . The required generalized impulse of joint  $i$  to achieve the motion  $q^{k+1}$  is simply the projection of  $F_i^k$  onto the joint Jacobian as  $S_i^T F_i^k$  where  $S_i \in \mathfrak{se}(3)$  is the twist for joint  $i$  [13]. The residual impulse then can be obtained by subtracting the joint impulses,  $Q_i^k$ , such as joint actuation or joint friction, from the required impulse:

$$f_i = S_i^T F_i^k - Q_i^k. \quad (18)$$

Algorithm 2 summarizes the recursive procedure, which we call discrete recursive Newton-Euler algorithm (DRNEA). DRNEA consists a forward pass from the root of the tree-structure to the leaf nodes and a backward pass in the reverse order. The forward pass computes the velocity of each body link while the backward pass computes force transmitted between joints. By exploiting the

recursive relationship between a parent link and its child links, the computation for each pass is  $O(n)$ , where  $n$  is the number of rigid body links in the system.

---

**Algorithm 2** Discrete recursive Newton-Euler algorithm (DRNEA)

---

```

1: for  $i = 1 \rightarrow n$  do
2:    $T_{\lambda(i),i}^{k+1} = \text{function of } q_i^{k+1}$ 
3:    $\Delta T_i^k = T_{\lambda(i),i}^{k-1} \Delta T_{\lambda(i)}^k T_{\lambda(i),i}^{k+1}$ 
4:    $V_i^k = \frac{1}{\Delta t} \tau^{-1}(\Delta T_i^k)$ 
5: end for
6: for  $i = n \rightarrow 1$  do
7:    $\mu_i^k = \left( d\tau_{\Delta t V_i^k}^{-1} \right)^* G_i V_i^k$ 
8:    $F_i^k = \mu_i^k - \text{Ad}_{\tau(\Delta t V_i^{k-1})}^* \mu_i^{k-1} - F_i^{\text{ext},k} + \sum_{c \in \sigma(i)} \text{Ad}_{T_{i,c}^k}^* F_c^k$ 
9:    $f_i = S_i^T F_i^k - Q_i^k$ 
10: end for

```

---

For clarity, the mathematical symbols used in DRNEA are listed below.

- $i$ : index of the  $i$ -th body.
- $\lambda(i)$ : index of the parent body of the  $i$ -th body.
- $\sigma(i)$ : set of indices of the child bodies of the  $i$ -th body.
- $q_i^k \in \mathbb{R}^{n_i}$ : generalized coordinates of the  $i$ -th joint which connects the  $i$ -th body with its parent body.
- $Q_i \in \mathbb{R}^{n_i}$ : generalized force exerted by the  $i$ -th joint.
- $T_{\lambda(i),i} \in \text{SE}(3)$ : relative transformation matrix from the  $\{\lambda(i)\}$  to  $\{i\}$ .
- $V_i^k \in \mathfrak{se}(3)$ : the spatial average velocity of the  $i$ -th body, expressed in  $\{i\}$  at time step  $k$
- $S_i^k \in \mathfrak{se}(3)^{n_i}$ : Jacobian of  $T_{\lambda(i),i}$  expressed in  $\{i\}$ .
- $G_i \in \mathbb{R}^{6 \times 6}$ : the spatial inertia of the  $i$ -th body, expressed in  $\{i\}$ .
- $F_i^k \in \mathfrak{se}^*(3)$ : the spatial impulse transmitted to the  $i$ -th body from its parent through the connecting joint, expressed in  $\{i\}$ .
- $F_i^{\text{ext},k} \in \mathfrak{se}^*(3)$ : the spatial impulse acting on the  $i$ -th body, expressed in  $\{i\}$ .

### 3.2 Linear-Time Jacobian Approximation

Besides function evaluation, Newton-like methods also require the update of Jacobian, which is usually the computation bottleneck in each iteration. Here we describe a recursive impulse-based method to efficiently update Jacobian in linear-time.

Let us denote the current iteration in Newton's method as  $l$  and the current estimate of the next configuration as  $\mathbf{q}_{(l)}^{k+1}$ . Evaluating the forced DEL equation (13) gives the residual impulse,  $f(\mathbf{q}_{(l)}^{k+1}) = \mathbf{e}$ , in the system. If the magnitude of  $\mathbf{e}$  is zero or less than the tolerance,  $\mathbf{q}_{(l)}^{k+1}$  is the next configuration that satisfies



the forced DEL equation. Otherwise,  $\mathbf{e}$  can be regarded as the residual impulse needed to result in  $\mathbf{q}_{(l)}^{k+1}$  at the next time step. If we apply the negative residual force,  $-\frac{\mathbf{e}}{\Delta t}$ , to the system, we should arrive at a configuration closer to the root of  $f(\mathbf{q}^{k+1})$ . Applying such a force to the system can be done by continuous forward dynamics in linear-time.

Given the approximation of  $\dot{\mathbf{q}}$  as  $\frac{1}{\Delta t}(\mathbf{q}^k - \mathbf{q}^{k-1})$ , the continuous forward dynamics equation can be used to evaluate the generalized acceleration:

$$\ddot{\mathbf{q}} = M^{-1}(\mathbf{q})(-C(\mathbf{q}, \dot{\mathbf{q}}) + Q), \quad (19)$$

where  $M(\mathbf{q})$  is the mass matrix and  $C(\mathbf{q}, \dot{\mathbf{q}})$  is the Coriolis force in generalized coordinates.  $Q$  indicates the sum of other external and internal forces applied to the system.

Using the explicit Euler method to approximate  $\mathbf{q}^{k+1} = \Delta t^2 \ddot{\mathbf{q}} + 2\mathbf{q}^k - \mathbf{q}^{k-1}$ , we can apply the negative residual force to improve the estimate of root:

$$\mathbf{q}_{(l+1)}^{k+1} = \Delta t^2 M^{-1}(\mathbf{q}^k) \left( -C(\mathbf{q}^k, \dot{\mathbf{q}}^k) + Q - \frac{\mathbf{e}}{\Delta t} \right) + 2\mathbf{q}^k - \mathbf{q}^{k-1}. \quad (20)$$

Consolidating the quantities on the RHS of Equation (20) gives the update rule for  $\mathbf{q}^{k+1}$ :

$$\mathbf{q}_{(l+1)}^{k+1} = \mathbf{q}_{(l)}^{k+1} - \Delta t M^{-1}(\mathbf{q}_{(l)}^k) \mathbf{e}, \quad (21)$$

where  $\Delta t M^{-1}(\mathbf{q}_{(l)}^k) \mathbf{e}$  can be evaluated in  $O(n)$  using recursive impulse-based dynamics (ABI algorithm: articulated body inertia algorithm) introduced by Featherstone [8]. Specifically, ABI is a forward dynamics algorithm which computes Equation (19). If we set  $\dot{\mathbf{q}} \equiv \mathbf{0}$  (to eliminate the Coriolis force) and  $Q \equiv \Delta t \mathbf{e}$ , ABI will return exactly  $\Delta t M^{-1}(\mathbf{q}_{(l)}^k) \mathbf{e}$ .

Comparing to the Newton's method in Algorithm 1, the inverse of Jacobian matrix is approximated by the inverse mass matrix multiplied by  $\Delta t$ . We name this algorithm RIQN (Recursive Impulse-based Quasi-Newton method) and summarize it in Algorithm 3.

---

**Algorithm 3** Recursive Impulse-based Quasi-Newton method (RIQN)

---

```

1: Initial Guess  $\mathbf{q}_0$ 
2: do
3:   Use DRNEA to evaluate  $\mathbf{e} \leftarrow f(\mathbf{q}^{k+1})$   $\triangleright O(n)$  time
4:   if  $\|\mathbf{e}\| < \epsilon$  return  $\mathbf{q}^{k+1}$ 
5:   Use ABI to compute  $\Delta t M^{-1}(\mathbf{q}^k) \mathbf{e}$   $\triangleright O(n)$  time
6:   Update  $\mathbf{q}^{k+1} \leftarrow \mathbf{q}^{k+1} - \Delta t M^{-1}(\mathbf{q}^k) \mathbf{e}$ 
7: while num_iter < max_iteration

```

---

### 3.3 Initial Guess

Similar to other Newton-like methods, our algorithm requires the initial guess to be sufficiently close to the solution. We propose three different ways to produce an initial guess for RIQN.

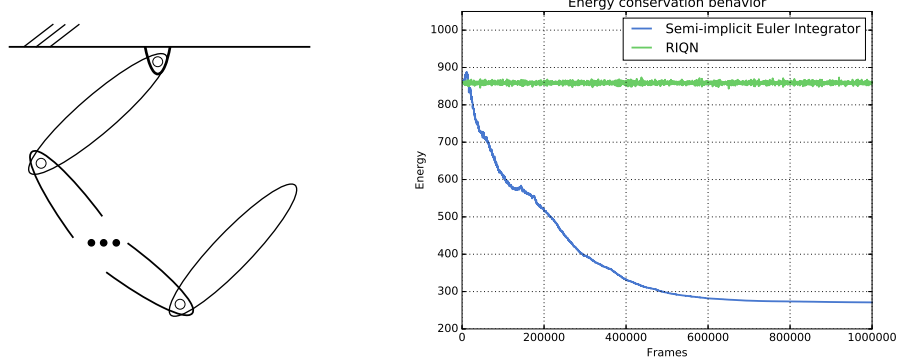


Fig. 2: (a) Serial chain of  $N$ -bodies connected by revolute joints, (b) Energy conservation behavior over simulation frames

- Directly use the current configuration as the initial guess of the next configuration:  $\mathbf{q}^{k+1} = \mathbf{q}^k$ .
- Apply explicit Euler integration,  $\mathbf{q}^{k+1} = \mathbf{q}^k + \Delta t \dot{\mathbf{q}}^k$ , where  $\dot{\mathbf{q}}^k$  is approximated by  $\frac{1}{\Delta t} (\mathbf{q}^k - \mathbf{q}^{k-1})$ .
- Compute the acceleration via the equations of motion,  $\ddot{\mathbf{q}}^k = M^{-1} (-C + Q)$ , and apply semi-implicit Euler integration to integrate velocity,  $\dot{\mathbf{q}}^{k+1} = \dot{\mathbf{q}}^k + \Delta t \ddot{\mathbf{q}}^k$ , followed by position,  $\mathbf{q}^{k+1} = \mathbf{q}^k + \Delta t \dot{\mathbf{q}}^{k+1}$ .

## 4 Experimental Results

In this section, we describe the implementation of the proposed algorithms, RIQN and DRNEA, and verify the algorithms in terms of efficiency and scalability by comparing them to the state-of-the-art algorithms through case studies.

### 4.1 Implementation

The algorithms introduced by this paper and several state-of-the-art algorithms were implemented on top of DART [16], which is an C++ open source dynamics library for multibody systems. All of the simulations were performed on a Intel Core i7-4970K @ 4.00 GHz desktop computer.

All the source code of the implementations is available at <https://github.com/jslee02/wafr2016>.

### 4.2 Accuracy Comparisons

We first show that our linear-time variational integrator inherits the energy conservation property, which is one of the important features of variational integrators. We simulate a serial chain that consists of  $N$ -bodies connected by revolute joints (Fig. 2 (a)) with RIQN (variational integrator) and semi-implicit

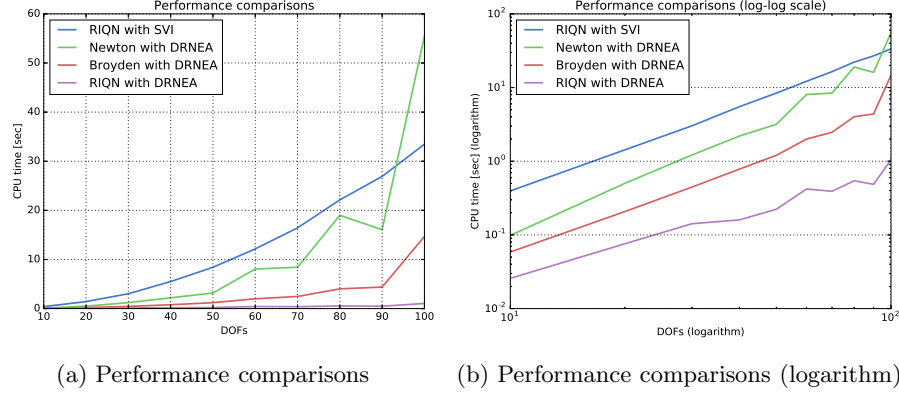


Fig. 3: Absolute computation time versus DOFs for the various root-finding methods.

Euler method, which is an easy-to-implement standard method. In this experiment, we use a 10-body serial chain with no joint actuation nor external forces except for the gravity. The total energy (kinetic energy + potential energy) of this passive system should remain constant.

Fig. 2 (b) shows the energy evolution of the serial chain over simulation frames for both integration methods. RIQN does not artificially dissipate the energy while the Euler method does.

### 4.3 Performance Comparisons

The major factors that affect on the computational time of variational integrator are (1) evaluation of DEL equation and (2) the evaluation of Jacobian inverse. We consider various of the root-finding algorithm that are combination of methods for (1) and (2).

For (1), we compare our DRNEA to the scalable variational integrator (SVI) [6]. For (2), we compare the proposed RIQN to Newton's method and Broyden method (quasi-Newton method) [17].

Newton's method requires the (exact) Jacobian of the DEL equation. When combining with DRNEA, for a fair comparison we also derive a recursive algorithm to evaluate the derivatives of the DEL equation with respect to  $\mathbf{q}^{k+1}$ . Please see the Appendix for the algorithm.

For all the root-finding methods, we measure computation time of serial chain forward dynamics simulations for 10k frames. To reveal the scalability of the methods, we vary the number of bodies of the serial chain (Fig. 2 (a)). RIQN method with DRNEA shows the best performance. We also noticed that, for the same method for (2), DRNEA shows better performance than SVI. Further analyses show that the impulse-based Jacobian approximation contributes more than our linear-time DEL algorithm for the higher DOFs systems.

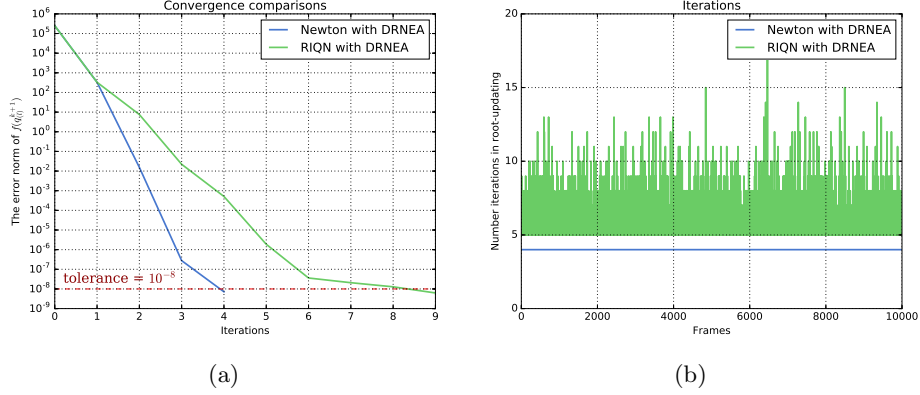


Fig. 4: (a) Convergence rate comparison for Newton’s method and RIQN (b) Iteration numbers over simulation frames. Newton’s method: mean = 4,  $\sigma = 0.0$ . RIQN: mean = 5.69,  $\sigma = 1.16$

#### 4.4 Convergence

We consider the convergent rate of RIQN comparing to Newton’s method. We inspect the convergence of error  $f(q_{(t)}^{k+1}) = \mathbf{e}$  during the iterations in solving the DEL equation for one simulation time step. For quantitatively visible convergence, we use the zero configurations as the initial guess  $q_0^{k+1} = 0$  instead of the proposed initial guesses in Section 3.3.

Fig. 4a shows that under the tolerance RIQN converges more slowly than Newton’s method. This observation is expected because Newton’s method has a quadratic convergence rate which is in theory faster than that of Quasi-Newton methods. However, in Section 4.3, we observed that the absolute computation time of the proposed method (DRNEA+RIQN) showed the best performance.

Fig. 4b shows the average iteration numbers per each simulation step in the root-finding process. As expected, Newton’s method requires less iteration numbers than RIQN.

## 5 Conclusion

We introduced a novel linear-time variational integrator for simulating multi-body dynamic systems. At each simulation time step, the integrator solves a root-finding problem for the DEL equation using our quasi-Newton algorithm, *RIQN*, which consists of two primary contributions:

- **DRNEA:** Based on the variational integrator on Lie group and inspired by RNEA, we derived an  $O(n)$  recursive algorithm that evaluates DEL equations of tree-structured multibody systems. Unlike the previous work, which formulates and solves the DEL equation for the entire system, in our approach the DEL equation for each body is solved recursively.

- **Jacobian approximation:** By leveraging existing forward dynamic algorithm for multibody systems, we introduced an  $O(n)$  impulse-based dynamic algorithm to approximate the inverse Jacobian.

We evaluated our linear-time variational integrator on a n-DOF open chain system and compared the results with existing state-of-art algorithms. The results show that, for the same computation method of inverse Jacobian, the performance of our recursive evaluation of the DEL equation (linear-time DEL algorithm) is 15 times faster for a system with 10 degrees-of-freedom (DOFs) and 32 times faster for 100 DOFs. In the meantime, for the same evaluation method of DEL equation, the result show that the performance of our new quasi-Newton method 3.8 times faster for a system with 10 DOFs and 53 times faster for 100 DOFs. Further analyses show that the impulse-based Jacobian approximation contributes more than our linear-time DEL algorithm for the higher DOFs systems.

One of the future directions is to apply the linear-time variational integrator on constrained dynamic systems. This paper demonstrates the performance gain on multibody systems with joint constraints, but does not address other types of constraints, such as contacts or closed-loop chains. The standard way to handle constraints in a dynamic system is to solve the DEL equations and constraints simultaneously using Lagrangian multipliers ([1,2]). To preserve the performance gain achieved by RIQN, one possible extension to constrained systems is to solve constraint force using the similar idea of impulse-based forward dynamics [18,8].

Our current implementation of RIQN can be improved by using variable time step size. Although the variational integrator allows for larger time step size than other numerical integrators for the same accuracy, the variable time step size can still be exploited to achieve further stability and time performance. However, naively changing the time step size can have negative impact on the qualitative behavior of a simulation [19,20]. Previous work has shown that additional constraints are needed when using the scheme of variable time step size. Integrating this line of work to our linear-time variational integrator can be a fruitful future research direction.

## References

1. Marsden, J.E., West, M.: Discrete mechanics and variational integrators. *Acta Numerica* 2001 **10** (2001) 357–514
2. West, M.: Variational integrators. PhD thesis, California Institute of Technology (2004)
3. Betsch, P., Leyendecker, S.: The discrete null space method for the energy consistent integration of constrained mechanical systems. part ii: Multibody dynamics. *International journal for numerical methods in engineering* **67**(4) (2006) 499–552
4. Leyendecker, S., Marsden, J.E., Ortiz, M.: Variational integrators for constrained dynamical systems. *ZAMM-Journal of Applied Mathematics and Mechanics/Zeitschrift für Angewandte Mathematik und Mechanik* **88**(9) (2008) 677–708
5. Leyendecker, S., Ober-Blöbaum, S., Marsden, J.E., Ortiz, M.: Discrete mechanics and optimal control for constrained systems. *Optimal Control Applications and Methods* **31**(6) (2010) 505–528

6. Johnson, E.R., Murphey, T.D.: Scalable variational integrators for constrained mechanical systems in generalized coordinates. *Robotics, IEEE Transactions on* **25**(6) (2009) 1249–1261
7. Luh, J.Y., Walker, M.W., Paul, R.P.: On-line computational scheme for mechanical manipulators. *Journal of Dynamic Systems, Measurement, and Control* **102**(2) (1980) 69–76
8. Featherstone, R.: *Rigid body dynamics algorithms*. Springer (2014)
9. Park, F.C., Bobrow, J.E., Ploen, S.R.: A lie group formulation of robot dynamics. *The International Journal of Robotics Research* **14**(6) (1995) 609–618
10. Lee, T.: *Computational geometric mechanics and control of rigid bodies*. ProQuest (2008)
11. Kobilarov, M.B., Marsden, J.E.: Discrete geometric optimal control on lie groups. *Robotics, IEEE Transactions on* **27**(4) (2011) 641–655
12. Kobilarov, M., Crane, K., Desbrun, M.: Lie group integrators for animation and control of vehicles. *ACM Transactions on Graphics (TOG)* **28**(2) (2009) 16
13. Murray, R.M., Li, Z., Sastry, S.S.: *A mathematical introduction to robotic manipulation*. CRC press (1994)
14. Bou-Rabee, N., Marsden, J.E.: Hamilton–pontryagin integrators on lie groups part i: Introduction and structure-preserving properties. *Foundations of Computational Mathematics* **9**(2) (2009) 197–219
15. Fan, T., Murphey, T.: Structured linearization of discrete mechanical systems on lie groups: A synthesis of analysis and control. In: *2015 54th IEEE Conference on Decision and Control (CDC)*, IEEE (2015) 1092–1099
16. Liu, C.K., Jain, S.: A short tutorial on multibody dynamics. Technical Report GIT-GVU-15-01-1, Georgia Institute of Technology, School of Interactive Computing (08 2012)
17. Broyden, C.G.: A class of methods for solving nonlinear simultaneous equations. *Mathematics of computation* **19**(92) (1965) 577–593
18. Mirtich, B., Canny, J.: Impulse-based simulation of rigid bodies. In: *Proceedings of the 1995 symposium on Interactive 3D graphics*, ACM (1995) 181–ff
19. Hairer, E., Lubich, C., Wanner, G.: *Geometric numerical integration: structure-preserving algorithms for ordinary differential equations*. Volume 31. Springer Science & Business Media (2006)
20. Kharevych, L.: *Geometric interpretation of physical systems for improved elasticity simulations*. PhD thesis, Citeseer (2009)

## Appendix: Derivative of DRNEA

---

### Algorithm 4 Derivative of DRNEA

---

```

1: for  $i = 1 \rightarrow n$  do
2:    $\frac{\partial T_{\lambda(i),i}^{k+1}}{\partial q_j^{k+1}} = T_{\lambda(i),i}^{k+1} S_i \delta_{i,j}$ 
3:    $\frac{\partial \Delta T_i^k}{\partial q_j^{k+1}} = T_{\lambda(i),i}^k \frac{\partial \Delta T_{\lambda(i)}^k}{\partial q_j^{k+1}} T_{\lambda(i),i}^{k+1} + \Delta T_i^k S_i \delta_{i,j}$ 
4:    $\frac{\partial V_i^k}{\partial q_j^{k+1}} = \frac{1}{\Delta t} d\tau_{\Delta t V_i^k}^{-1} \left( \frac{\partial \Delta T_i^k}{\partial q_j^{k+1}} \tau(-\Delta t V_i^k) \right)$ 
5: end for
6: for  $i = n \rightarrow 1$  do
7:    $\frac{\partial \mu_i^k}{\partial q_j^{k+1}} = \frac{\partial}{\partial q_j^{k+1}} \left( d\tau_{\Delta t V_i^k}^{-1} \right)^* G_i V_i^k + \left( d\tau_{\Delta t V_i^k}^{-1} \right)^* G_i \frac{\partial V_i^k}{\partial q_j^{k+1}}$ 
8:    $\frac{\partial F_i^k}{\partial q_j^{k+1}} = \frac{\partial \mu_i^k}{\partial q_j^{k+1}} + \sum_{c \in \sigma(i)} \text{Ad}_{(T_{i,c}^k)^{-1}}^* \frac{\partial F_i^k}{\partial q_j^{k+1}} - \frac{\partial F_i^{\text{ext},k}}{\partial q_j^{k+1}}$ 
9:    $\frac{\partial f(q^{k+1})}{\partial q_j^{k+1}} = S_i^T \frac{\partial F_i^k}{\partial q_j^{k+1}} - \frac{\partial Q_i^k}{\partial q_j^{k+1}}$ 
10: end for

```

---

where  $\delta_{i,j} = \begin{cases} 1, & \text{if } i = j \\ 0, & \text{otherwise} \end{cases}$  is the Kronecker delta.