

Learning Model Predictive Control for Iterative Tasks

Ugo Rosolia and Francesco Borrelli

Abstract—A Learning Model Predictive Controller (LMPC) for iterative tasks is presented. The controller is reference-free and is able to improve its performance by learning from previous iterations. A safe set and a terminal cost function are used in order to guarantee recursive feasibility and non-increasing performance at each iteration. The paper presents the control design approach, and shows how to recursively construct terminal set and terminal cost from state and input trajectories of previous iterations. Simulation results show the effectiveness of the proposed control logic.

I. INTRODUCTION

Control systems autonomously performing a repetitive task have been extensively studied in the literature [1], [2], [3], [4], [5], [6]. One task execution is often referred to as “iteration” or “trial”. Iterative Learning Control (ILC) is a control strategy that allows learning from previous iterations to improve its closed-loop tracking performance. In ILC, at each iteration, the system starts from the same initial condition and the controller objective is to track a given reference, rejecting periodic disturbances [1], [3]. The main advantage of ILC is that information from previous iterations are incorporated in the problem formulation at the next iteration and are used to improve the system performance. An early study on Model Predictive Control (MPC) for repetitive tasks has appeared in [2]. There the authors successfully achieve zero tracking error using a MPC which uses measurements from previous iterations to modify the cost function. In [7] the authors use the trajectories of previous iterations to linearize the model used in the MPC algorithm. The authors prove zero steady-state tracking error in presence of model mismatch. In the aforementioned papers the control goal is to minimize a tracking error under the presence of disturbances. The reference signal is known in advance and does not change at each iteration.

In this paper we are interested in repetitive tasks where it may be challenging to generate an a priori desired reference trajectory. These include system like race and rally cars where the environment and the dynamics are not perfectly known [8], [9], or bipedal locomotion with exoskeletons where the human input is unknown a priori and can change at each iteration [10], [11].

Our objective is to design a reference-free iterative control strategy able to learn from previous iterations. At each iteration the cost associated with the closed-loop trajectory shall not increase and state and input constraints shall be satisfied. Nonlinear Model Predictive control is an appealing

technique to tackle this problem for its ability to handle state and inputs constraints while minimizing a finite-time predicted cost [12]. However, the receding horizon nature can lead to infeasibility and it does not guarantees improved performance at each iteration [13].

The contribution of this paper is threefold. First we present a novel reference-free learning MPC design for an iterative control task. At each iteration, the initial condition, the constraints and the objective function do not change. The j -th iteration cost is defined as the objective function evaluated for the j -th closed loop system trajectory. Second, we show how to design a terminal safe set and a terminal cost function in order to guarantee that (i): the j -th iteration cost does not increase compared to the $j-1$ -th iteration cost (non-increasing cost at each iteration), (ii): state and input constraints are satisfied at iterations j if they were satisfied at iteration $j-1$ (recursive feasibility), (iii): the closed-loop equilibrium is asymptotically stable. Third, we assume that the system converges to a steady state trajectory as the number of iteration j goes to infinity and we prove the local optimality of such trajectory.

This paper is organized as follows: in Section II we formally define an iterative task and its j -th iteration cost. The control strategy is illustrated in Section III. Firstly, we show the recursive feasibility and stability of the control logic and, afterwards, we prove the convergence properties. Finally, in Section IV we test the proposed control logic on an infinite horizon linear quadratic regulator with constraints and on a minimum time Dubins car problem. Section V provides final remarks.

II. PROBLEM DEFINITION

Consider the discrete time system

$$x_{t+1} = f(x_t, u_t), \quad (1)$$

where $x \in \mathbb{R}^n$ and $u \in \mathbb{R}^m$ are the system state and input, respectively, subject to the constraints

$$x_t \in \mathcal{X}, \quad u_t \in \mathcal{U}, \quad \forall t \in \mathbb{Z}_{0+}. \quad (2)$$

At the j -th iteration the vectors

$$\mathbf{u}^j = [u_0^j, u_1^j, \dots, u_t^j, \dots], \quad (3a)$$

$$\mathbf{x}^j = [x_0^j, x_1^j, \dots, x_t^j, \dots], \quad (3b)$$

collect the inputs applied to system (1) and the corresponding state evolution. In (3), x_t^j and u_t^j denote the system state and the control input at time t of the j -th iteration. We assume that at each j -th iteration the closed loop trajectories start from the same initial state,

$$x_0^j = x_S, \quad \forall j \geq 0. \quad (4)$$

Ugo Rosolia and Francesco Borrelli are with the Department of Mechanical Engineering, University of California at Berkeley, Berkeley, CA 94701, USA {ugo.rosolia, fborrelli}@berkeley.edu

The goal is to design a controller which solves the following infinite horizon optimal control problem at each iteration:

$$J_{0 \rightarrow \infty}^*(x_S) = \min_{u_0, u_1, \dots} \sum_{k=0}^{\infty} h(x_k, u_k) \quad (5a)$$

$$\text{s.t. } x_{k+1} = f(x_k, u_k), \quad \forall k \geq 0 \quad (5b)$$

$$x_0 = x_S, \quad (5c)$$

$$x_k \in \mathcal{X}, \quad u_k \in \mathcal{U}, \quad \forall k \geq 0 \quad (5d)$$

where equations (5b) and (5c) represent the system dynamics and the initial condition, and (5d) are the state and input constraints. The stage cost, $h(\cdot, \cdot)$, in equation (5a) satisfies

$$h(x_F, 0) = 0 \text{ and } h(x_t^j, u_t^j) > 0 \quad \forall x_t^j \in \mathbb{R}^n \setminus \{x_F\}, \\ u_t^j \in \mathbb{R}^m \setminus \{0\}, \quad (6)$$

where the final state x_F is assumed to be a feasible equilibrium for the unforced system (1)

$$f(x_F, 0) = 0. \quad (7)$$

Throughout the paper we assume that a local optimal solution to Problem (5) exists and it is denoted as:

$$\mathbf{x}^* = [x_0^*, x_1^*, \dots, x_t^*, \dots], \\ \mathbf{u}^* = [u_0^*, u_1^*, \dots, u_t^*, \dots]. \quad (8)$$

Remark 1: The stage cost, $h(\cdot, \cdot)$, in (6) is strictly positive and zero at x_F . Thus, an optimal solution to (5) converges to the final point x_F , i.e. $\lim_{t \rightarrow \infty} x_t^* = x_F$.

Remark 2: In practical applications each iteration has a finite-time duration. It is common in the literature to adopt an infinite time formulation at each iteration for the sake of simplicity. We follow such an approach in this paper. Our choice does not affect the practicality of the proposed method.

Next we introduce the definition of the sampled safe set and of the iteration cost. Both which will be used later to guarantee stability and feasibility of the learning MPC.

A. Sampled Safe Set

Definition 1 (one-step controllable set to the set \mathcal{S}): For the system (1) we denote the *one-step controllable set to the set \mathcal{S}* as

$$\mathcal{K}_1(\mathcal{S}) = \text{Pre}(\mathcal{S}) \cap \mathcal{X}. \quad (9)$$

where

$$\text{Pre}(\mathcal{S}) \triangleq \{x \in \mathbb{R}^n : \exists u \in \mathcal{U} \text{ s.t. } f(x, u) \in \mathcal{S}\}. \quad (10)$$

$\mathcal{K}_1(\mathcal{S})$ is the set of states which can be driven into the target set \mathcal{S} in one time step while satisfying input and state constraints. N -step controllable sets are defined by iterating $\mathcal{K}_1(\mathcal{S})$ computations.

Definition 2 (N -Step Controllable Set $\mathcal{K}_N(\mathcal{S})$): For a given target set $\mathcal{S} \subseteq \mathcal{X}$, the N -step controllable set $\mathcal{K}_N(\mathcal{S})$

of the system (1) subject to the constraints (2) is defined recursively as:

$$\mathcal{K}_j(\mathcal{S}) \triangleq \text{Pre}(\mathcal{K}_{j-1}(\mathcal{S})) \cap \mathcal{X}, \quad \mathcal{K}_0(\mathcal{S}) = \mathcal{S}, \quad j \in \{1, \dots, N\} \quad (11)$$

From Definition 2, all states x_0 of the system (1) belonging to the N -Step Controllable Set $\mathcal{K}_N(\mathcal{S})$ can be driven, by a suitable control sequence, to the target set \mathcal{S} in N steps, while satisfying input and state constraints.

Definition 3 (Maximal Controllable Set $\mathcal{K}_\infty(\mathcal{O})$): For a given target set $\mathcal{O} \subseteq \mathcal{X}$, the maximal controllable set $\mathcal{K}_\infty(\mathcal{O})$ for system (1) subject to the constraints in (2) is the union of all N -step controllable sets $\mathcal{K}_N(\mathcal{O})$ contained in \mathcal{X} ($N \in \mathbb{N}$). We will use controllable sets $\mathcal{K}_N(\mathcal{O})$ where the target \mathcal{O} is a control invariant set [14]. They are special sets, since in addition to guaranteeing that from $\mathcal{K}_N(\mathcal{O})$ we reach \mathcal{O} in N steps, one can ensure that once it has reached \mathcal{O} , the system can stay there at all future time instants. These sets are called control invariant set.

Note that x_F in (7) is a control invariant since it is an equilibrium point.

Definition 4 (N -step (Maximal) Stabilizable Set): For a given control invariant set $\mathcal{O} \subseteq \mathcal{X}$, the N -step (maximal) stabilizable set of the system (1) subject to the constraints (2) is the N -step (maximal) controllable set $\mathcal{K}_N(\mathcal{O})$ ($\mathcal{K}_\infty(\mathcal{O})$).

Since the computation of Pre-set is numerically challenging for nonlinear systems, there is extensive literature on how to obtain an approximation (often conservative) of the Maximal Stabilizable Set [15].

In this paper we exploit the iterative nature of the control design and define the *sampled Safe Set* \mathcal{SS}^j at iteration j as

$$\mathcal{SS}^j = \left\{ \bigcup_{i \in M^j} \bigcup_{t=0}^{\infty} x_t^i \right\}. \quad (12)$$

\mathcal{SS}^j is the collection of all state trajectories at iteration i for $i \in M^j$. M^j in equation (12) is the set of indexes k associated with successful iterations k for $k \leq j$, defined as:

$$M^j = \left\{ k \in [0, j] : \lim_{t \rightarrow \infty} x_t^k = x_F \right\}. \quad (13)$$

From (13) we have that $M^i \subseteq M^j, \forall i \leq j$, which implies that

$$\mathcal{SS}^i \subseteq \mathcal{SS}^j, \quad \forall i \leq j. \quad (14)$$

Figure 1 shows an example of the sampled safe set phase plot, for a two state system.

Remark 3: Note that \mathcal{SS}^j can be interpreted as a sampled subset of the Maximal Stabilizable Set $\mathcal{K}_\infty(x_F)$ as for every point in the set, there exists a feasible control action which satisfies the state constraints and steers the state towards x_F .

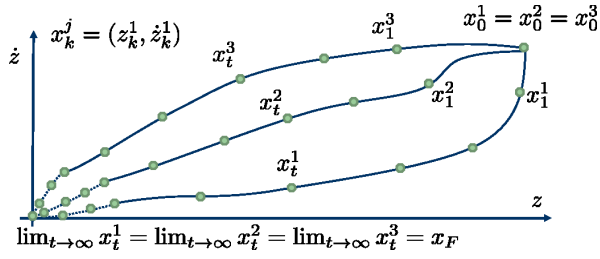


Fig. 1. The circled dots represent the sampled safe set (\mathcal{SS}) in a two dimensional phase plane, collecting three successful trajectories.

B. Iteration Cost

At time t of the j -th iteration the cost-to-go associated with the closed loop trajectory (3b) and input sequence (3a) is defined as

$$J_{t \rightarrow \infty}^j(x_t^j) = \sum_{k=t}^{\infty} h(x_k^j, u_k^j), \quad (15)$$

where $h(\cdot, \cdot)$ is the stage cost of the problem (5). We define the j -th iteration cost as the cost (15) of the j -th trajectory at time $t = 0$,

$$J_{0 \rightarrow \infty}^j(x_0^j) = \sum_{k=0}^{\infty} h(x_k^j, u_k^j). \quad (16)$$

$J_{0 \rightarrow \infty}^j(x_0^j)$ quantifies the controller performance at each j -th iteration.

Remark 4: In equations (16)-(15), x_k^j and u_k^j are the realized state and input at the j -th iteration, as defined in (3).

Remark 5: At each j -th iteration the system is initialized at the same starting point $x_0^j = x_S$; thus we have $J_{0 \rightarrow \infty}^j(x_0^j) = J_{0 \rightarrow \infty}^j(x_S)$.

Finally, we define the function $Q^j(\cdot)$, defined over the sample safe set \mathcal{SS}^j as:

$$Q^j(x) = \begin{cases} \min_{(i,t) \in F^j(x)} J_{t \rightarrow \infty}^j(x), & \text{if } x \in \mathcal{SS}^j \\ +\infty, & \text{if } x \notin \mathcal{SS}^j \end{cases}, \quad (17)$$

where $F^j(\cdot)$ in (17) is defined as

$$F^j(x) = \left\{ (i, t) : i \in [0, j], t \geq 0 \text{ with } x = x_t^i; \right. \\ \left. \text{for } x_t^i \in \mathcal{SS}^j \right\}. \quad (18)$$

Remark 6: The function $Q^j(\cdot)$ in (17) assigns to every point in the sampled safe set, \mathcal{SS}^j , the minimum cost-to-go along the trajectories in \mathcal{SS}^j i.e.,

$$\forall x \in \mathcal{SS}^j, Q^j(x) = J_{t^* \rightarrow \infty}^{i^*}(x) = \sum_{k=t^*}^{\infty} h(x_k^{i^*}, u_k^{i^*}), \quad (19)$$

where the indices pair (i^*, t^*) is the minimizer in (17):

$$(i^*, t^*) = \underset{(i,t) \in F^j(x)}{\operatorname{argmin}} J_{t \rightarrow \infty}^i(x), \quad \text{for } x \in \mathcal{SS}^j. \quad (20)$$

In the next section we exploit the fact that at each iteration we solve the same problem to design a controller that guarantees a non-increasing iteration cost (i.e. $J_{0 \rightarrow \infty}^j(\cdot) \leq J_{0 \rightarrow \infty}^{j-1}(\cdot)$) and which converges to a local optimal solution of (5) (i.e. $\lim_{j \rightarrow \infty} x^j = x^*$ and $\lim_{j \rightarrow \infty} u^j = u^*$).

III. LMPC CONTROL DESIGN

In this section we present the design of the proposed Learning Model Predictive Control (LMPC). We first assume that there exists an iteration where the LMPC is feasible at all time instants. Then we prove that the proposed LMPC is guaranteed to be recursively feasible, i.e. feasible at all time instants of every successive iteration. Moreover, the trajectories from previous iterations are used to guarantee non-increasing iterations cost between two successive iterations. Finally, we show that the proposed approach converges to a local optimum of the infinite horizon control problem (5).

A. LMPC Formulation

The LMPC tries to compute a solution to the infinite time optimal control problem (5) by solving at time t of iteration j the finite time constrained optimal control problem

$$J_{t \rightarrow t+N}^{\text{LMPC},j}(x_t^j) = \min_{u_{t|t}, \dots, u_{t+N-1|t}} \left[\sum_{k=t}^{t+N-1} h(x_{k|t}, u_{k|t}) + Q^{j-1}(x_{t+N|t}) \right] \quad (21a)$$

s.t.

$$x_{k+1|t} = f(x_{k|t}, u_{k|t}), \quad \forall k \in [t, \dots, t+N] \quad (21b)$$

$$x_{t|t} = x_t^j, \quad (21c)$$

$$x_{k|t} \in \mathcal{X}, u_{k|t} \in \mathcal{U}, \quad \forall k \in [t, \dots, t+N] \quad (21d)$$

$$x_{t+N|t} \in \mathcal{SS}^{j-1}, \quad (21e)$$

where (21b) and (21c) represent the system dynamics and initial condition, respectively. The state and input constraints are given by (21d). Finally (21e) forces the terminal state into the set \mathcal{SS}^{j-1} defined in equation (12).

Let

$$\mathbf{u}_{t:t+N|t}^{*,j} = [u_{t|t}^{*,j}, \dots, u_{t+N-1|t}^{*,j}] \\ \mathbf{x}_{t:t+N|t}^{*,j} = [x_{t|t}^{*,j}, \dots, x_{t+N|t}^{*,j}] \quad (22)$$

be the optimal solution of (21) at time t of the j -th iteration and $J_{0 \rightarrow N}^{\text{LMPC},j}(x_t^j)$ the corresponding optimal cost. Then, at time t of the iteration j , the first element of $\mathbf{u}_{t:t+N|t}^{*,j}$ is applied to the system (1)

$$u_t^j = u_{t|t}^{*,j}. \quad (23)$$

The finite time optimal control problem (21) is repeated at time $t+1$, based on the new state $x_{t+1|t+1} = x_{t+1}^j$ (21c), yielding a *moving* or *receding horizon* control strategy.

Assumption 1: At iteration $j = 1$ we assume that $\mathcal{SS}^{j-1} = \mathcal{SS}^0$ is a non-empty set and that the trajectory

$\mathbf{x}^0 \in \mathcal{SS}^0$ is feasible and convergent to x_F .

Assumption 1 is not restrictive in practice for a number of applications. For instance, with race cars one can always run at path following controller at very low speed to obtain a feasible state and input sequence.

In the next section we prove that, under Assumption 1, the LMPC (21) and (23) in closed loop with system (1) guarantees recursively feasibility and stability, and non-increase of the iteration cost at each iteration.

B. Recursive feasibility and stability

As mentioned in Section II, for every point in the set \mathcal{SS}^j there exists a control sequence that can drive the system to the terminal point x_F . The properties of \mathcal{SS}^j and $Q^j(\cdot)$ are used in the next proof to show recursive feasibility and asymptotic stability of the equilibrium point x_F .

Theorem 1: Consider system (1) controlled by the LMPC controller (21) and (23). Let \mathcal{SS}^j be the sampled safe set at iteration j as defined in (12). Let assumption 1 hold, then the LMPC (21) and (23) is feasible $\forall t \in \mathbb{Z}_{0+}$ and iteration $j \geq 1$. Moreover, the equilibrium point x_F is asymptotically stable for the closed loop system (1) and (23) at every iteration $j \geq 1$.

The proof follows from standard MPC arguments.

Proof: By assumption \mathcal{SS}^0 is non empty. From (14) we have that $\mathcal{SS}^0 \subseteq \mathcal{SS}^{j-1} \forall j \geq 1$, and consequently \mathcal{SS}^{j-1} is a non empty set. In particular, there exist a trajectory $\mathbf{x}^0 \in \mathcal{SS}^0 \subseteq \mathcal{SS}^{j-1}$. From (4) we know that $x_j^0 = x_S \forall j \geq 0$. At time $t = 0$ of the j -th iteration the N steps trajectory

$$[x_0^0, x_1^0, \dots, x_N^0] \in \mathcal{SS}^{j-1}, \quad (24)$$

and the related input sequence,

$$[u_0^0, u_1^0, \dots, u_{N-1}^0], \quad (25)$$

satisfy input and state constrains (21b)-(21c)-(21d). Therefore (24)-(25) is a feasible solution to the LMPC (21) and (23) at $t = 0$ of the j -th iteration.

Assume that at time t of the j -th iteration the LMPC (21) and (23) is feasible and let $\mathbf{x}_{t:t+N|t}^{*,j}$ and $\mathbf{u}_{t:t+N|t}^{*,j}$ be the optimal trajectory and input sequence, as defined in (22). From (21c) and (23) the realized state and input at time t of the j -th iteration are given by

$$\begin{aligned} x_t^j &= x_{t|t}^{*,j}, \\ u_t^j &= u_{t|t}^{*,j}. \end{aligned} \quad (26)$$

Moreover, the terminal constraint (21e) enforces $x_{t+N|t}^{*,j} \in \mathcal{SS}^{j-1}$ and, from (19),

$$Q^{j-1}(x_{t+N|t}^{*,j}) = J_{t^* \rightarrow \infty}^{i^*}(x_{t+N|t}^{*,j}) = \sum_{k=t^*}^{\infty} h(x_k^{i^*}, u_k^{i^*}). \quad (27)$$

Note that $x_{t+1}^{i^*} = f(x_{t^*}^{i^*}, u_{t^*}^{i^*})$ and, by the definition of $Q^j(\cdot)$ and $F^j(x)$ in (17)-(18), $x_{t^*}^{i^*} = x_{t+N|t}^{*,j}$. Since the state update in (1) and (21b) are assumed identical we have that

$$x_{t+1}^j = x_{t+1|t}^{*,j}. \quad (28)$$

At time $t + 1$ of the j -th iteration the input sequence

$$[u_{t+1|t}^{*,j}, u_{t+2|t}^{*,j}, \dots, u_{t+N-1|t}^{*,j}, u_{t^*}^{i^*}], \quad (29)$$

and the related feasible state trajectory

$$[x_{t+1|t}^{*,j}, x_{t+2|t}^{*,j}, \dots, x_{t+N-1|t}^{*,j}, x_{t^*}^{i^*}, x_{t^*+1}^{i^*}] \quad (30)$$

satisfy input and state constrains (21b)-(21c)-(21d). Therefore, (29)-(30) is a feasible solution for the LMPC (21) and (23) at time $t + 1$.

We showed that at the j -th iteration, $\forall j \geq 1$, (i): the LMPC is feasible at time $t = 0$ and (ii): if the LMPC is feasible at time t , then the LMPC is feasible at time $t + 1$. Thus, we conclude by induction that the LMPC in (21) and (23) is feasible $\forall j \geq 1$ and $t \in \mathbb{Z}_{0+}$.

Next we use the fact the Problem (21) is time-invariant at each iteration j and we replace $J_{t \rightarrow t+N}^{\text{LMPC},j}(\cdot)$ with $J_{0 \rightarrow N}^{\text{LMPC},j}(\cdot)$. In order to show the asymptotic stability of x_F we have to show that the optimal cost, $J_{0 \rightarrow N}^{\text{LMPC},j}(\cdot)$, is a Lyapunov function for the equilibrium point x_F (7) of the closed loop system (1) and (23) [14]. Continuity of $J_{0 \rightarrow N}^{\text{LMPC},j}(\cdot)$ can be shown as in [16]. Moreover from (5a), $J_{0 \rightarrow N}^{\text{LMPC},j}(x) \succ 0 \forall x \in \mathbb{R}^n \setminus \{x_F\}$ and $J_{0 \rightarrow N}^{\text{LMPC},j}(x_F) = 0$. Thus, we need to show that $J_{0 \rightarrow N}^{\text{LMPC},j}(\cdot)$ is decreasing along the closed loop trajectory. From (28) we have $x_{t+1|t}^{*,j} = x_{t+1}^j$, which implies that

$$J_{0 \rightarrow N}^{\text{LMPC},j}(x_{t+1}^*) = J_{0 \rightarrow N}^{\text{LMPC},j}(x_{t+1}^j). \quad (31)$$

Given the optimal input sequence and the related optimal trajectory in (22), the optimal cost is given by

$$\begin{aligned}
J_{0 \rightarrow N}^{\text{LMPC},j}(x_t^j) &= \min_{u_{t|t}, \dots, u_{t+N-1|t}} \left[\sum_{k=0}^{N-1} h(x_{k|t}, u_{k|t}) + \right. \\
&\quad \left. + Q^{j-1}(x_{N|t}) \right] = \\
&= h(x_{t|t}^{*,j}, u_{t|t}^{*,j}) + \sum_{k=1}^{N-1} h(x_{t+k|t}^{*,j}, u_{t+k|t}^{*,j}) + Q^{j-1}(x_{t+N|t}^{*,j}) = \\
&= h(x_{t|t}^{*,j}, u_{t|t}^{*,j}) + \sum_{k=1}^{N-1} h(x_{t+k|t}^{*,j}, u_{t+k|t}^{*,j}) + J_{t^* \rightarrow \infty}^{i^*}(x_{t+N|t}^{*,j}) = \\
&= h(x_{t|t}^{*,j}, u_{t|t}^{*,j}) + \sum_{k=1}^{N-1} h(x_{t+k|t}^{*,j}, u_{t+k|t}^{*,j}) + \sum_{k=t^*}^{\infty} h(x_k^{i^*}, u_k^{i^*}) = \\
&= h(x_{t|t}^{*,j}, u_{t|t}^{*,j}) + \sum_{k=1}^{N-1} h(x_{t+k|t}^{*,j}, u_{t+k|t}^{*,j}) + h(x_{t^*}^{i^*}, u_{t^*}^{i^*}) + \\
&\quad + Q^{j-1}(x_{t^*+1}^{i^*}) \geq \\
&\geq h(x_{t|t}^{*,j}, u_{t|t}^{*,j}) + J_{0 \rightarrow N}^{\text{LMPC},j}(x_{t+1}^j),
\end{aligned} \tag{32}$$

where i^* is defined in (20).

Finally, from equations (23), (26) and (31)-(32) we conclude that the optimal cost is a decreasing Lyapunov function along the closed loop trajectory,

$$\begin{aligned}
J_{0 \rightarrow N}^{\text{LMPC},j}(x_{t+1}^j) - J_{0 \rightarrow N}^{\text{LMPC},j}(x_t^j) &\leq -h(x_t^j, u_t^j) < 0, \\
&\quad \forall x_t^j \in R^n \setminus \{x_F\}
\end{aligned} \tag{33}$$

Equation (33), the positive definitiveness of $h(\cdot)$ and the continuity of $J_{0 \rightarrow N}^{\text{LMPC},j}(\cdot)$ imply that x_F is asymptotically stable. ■

C. Convergence properties

In this Section we assume that the LMPC (21) and (23) converges to a steady state trajectory. We show two results. First, the j -th iteration cost $J_{0 \rightarrow \infty}^j(\cdot)$ does not worsen as j increases. Second, the steady state trajectory is a local optimal solution of the infinite horizon control problem (5).

Theorem 2: Consider system (1) in closed loop with the LMPC controller (21) and (23). Let \mathcal{SS}^j be the sampled safe set at the j -th iteration as defined in (12). Let assumption 1 hold, then the iteration cost $J_{0 \rightarrow \infty}^j(\cdot)$ does not increase with the iteration index j .

Proof: First, we find a lower bound on the j -th iteration cost $J_{0 \rightarrow \infty}^j(\cdot)$, $\forall j > 0$. Consider the realized state and input sequence (3) at the j -th iteration, which collects the

first element of the optimal state and input sequence to the LMPC (21) and (23) at time t , $\forall t \in \mathbb{Z}_{0+}$, as shown in (26). By the definition of the iteration cost in (15), we have

$$\begin{aligned}
J_{0 \rightarrow \infty}^{j-1}(x_S) &= \sum_{t=0}^{\infty} h(x_t^{j-1}, u_t^{j-1}) = \\
&= \sum_{t=0}^{N-1} h(x_t^{j-1}, u_t^{j-1}) + \sum_{t=N}^{\infty} h(x_t^{j-1}, u_t^{j-1}) \geq \\
&\geq \sum_{t=0}^{N-1} h(x_t^{j-1}, u_t^{j-1}) + Q^{j-1}(x_N^{j-1}) \geq \\
&\geq \min_{u_0, \dots, u_{N-1}} \left[\sum_{k=0}^{N-1} h(x_k, u_k) + Q^{j-1}(x_N) \right] = \\
&= J_{0 \rightarrow N}^{\text{LMPC},j}(x_0^j).
\end{aligned} \tag{34}$$

Then we notice that, at the j -th iteration, the optimal cost of the LMPC (21) and (23) at $t = 0$, $J_{0 \rightarrow N}^{\text{LMPC},j}(x_0^j)$, can be upper bounded along the realized trajectory (3) using (33)

$$\begin{aligned}
J_{0 \rightarrow N}^{\text{LMPC},j}(x_0^j) &\geq h(x_0^j, u_0^j) + J_{0 \rightarrow N}^{\text{LMPC},j}(x_1^j) \geq \\
&\geq h(x_0^j, u_0^j) + h(x_1^j, u_1^j) + J_{0 \rightarrow N}^{\text{LMPC},j}(x_2^j) \geq \\
&\geq \lim_{T \rightarrow \infty} \left[\sum_{k=0}^{T-1} h(x_k^j, u_k^j) + J_{0 \rightarrow N}^{\text{LMPC},j}(x_T^j) \right].
\end{aligned} \tag{35}$$

Note that $J_{0 \rightarrow N}^{\text{LMPC},j}(\cdot)$ evaluated along the j -th closed loop trajectory (3b) is a decreasing function convergent to zero. Furthermore, the sum of the stage costs, $h(\cdot, \cdot)$, in (35) is upper-bounded by the j -th iteration cost at time $t = 0$ $J_{0 \rightarrow N}^{\text{LMPC},j}(x_0^j)$, and therefore the limit in (35) is well defined. Moreover, from Theorem 1 x_F is asymptotically stable for the closed loop system (1) and (23) (i.e. $\lim_{t \rightarrow \infty} x_t^j = x_F$), thus

$$\begin{aligned}
J_{0 \rightarrow N}^{\text{LMPC},j}(x_0^j) &\geq \lim_{T \rightarrow \infty} \left[\sum_{k=0}^{T-1} h(x_k^j, u_k^j) + J_{0 \rightarrow N}^{\text{LMPC},j}(x_T^j) \right] = \\
&= \sum_{k=0}^{\infty} h(x_k^j, u_k^j) = J_{0 \rightarrow \infty}^j(x_S).
\end{aligned} \tag{36}$$

From equations (34)-(36) we conclude that

$$J_{0 \rightarrow \infty}^{j-1}(x_S) \geq J_{0 \rightarrow N}^{\text{LMPC},j}(x_0^j) \geq J_{0 \rightarrow \infty}^j(x_S), \tag{37}$$

thus the iteration cost is non-increasing. ■

Theorem 3: Consider system (1) in closed loop with the LMPC controller (21) and (23). Let \mathcal{SS}^j be the sampled safe set at the j -th iteration as defined in (12). Let assumption

1 hold and assume that the closed loop system (1) and (23) converges to a steady state trajectory \mathbf{x}^∞ , for iteration $j \rightarrow \infty$. Then, the steady state input $\mathbf{u}^\infty = \lim_{j \rightarrow \infty} \mathbf{u}^j$ and the related steady state trajectory $\mathbf{x}^\infty = \lim_{j \rightarrow \infty} \mathbf{x}^j$ is a local optimal solution for the infinite horizon optimal control problem (5), i.e., $\mathbf{x}^\infty = \mathbf{x}^*$ and $\mathbf{u}^\infty = \mathbf{u}^*$.

Proof: By assumption, the closed loop system (1) and (23) converges to a steady state trajectory, \mathbf{x}^∞ . By definition both the sampled safe set SS^j and the terminal cost function $Q^j(\cdot)$ converge to steady state quantities, denoted as \mathcal{SS}^∞ and $Q^\infty(\cdot)$, respectively. In particular, from definition (12), we have that $\mathbf{x}^\infty \in \mathcal{SS}^\infty$. From (33) we have that

$$\begin{aligned} J_{0 \rightarrow N}^{\text{LMPC}, \infty}(x_t^\infty) &\geq h(x_t^\infty, u_t^\infty) + J_{0 \rightarrow N}^{\text{LMPC}, \infty}(x_{t+1}^\infty) \geq \\ &\geq h(x_t^\infty, u_t^\infty) + h(x_{t+1}^\infty, u_{t+1}^\infty) + J_{0 \rightarrow N}^{\text{LMPC}, \infty}(x_{t+2}^\infty) \geq \\ &\geq \lim_{T \rightarrow \infty} \left[\sum_{k=0}^{T-1} h(x_{t+k}^\infty, u_{t+k}^\infty) + J_{0 \rightarrow N}^{\text{LMPC}, \infty}(x_{t+T}^\infty) \right]. \end{aligned} \quad (38)$$

Moreover, from Theorem 1 we have that x_F is asymptotically stable for the closed loop system (1) and (23), thus

$$\begin{aligned} J_{0 \rightarrow N}^{\text{LMPC}, \infty}(x_t^\infty) &\geq \lim_{T \rightarrow \infty} \left[\sum_{k=0}^T h(x_{t+k}^\infty, u_{t+k}^\infty) + J_{0 \rightarrow N}^{\text{LMPC}, \infty}(x_{t+T}^\infty) \right] = \\ &= \sum_{k=0}^{\infty} h(x_{t+k}^\infty, u_{t+k}^\infty) = \\ &= \sum_{k=0}^{N-1} h(x_{t+k}^\infty, u_{t+k}^\infty) + \sum_{k=N}^{\infty} h(x_{t+k}^\infty, u_{t+k}^\infty). \end{aligned} \quad (39)$$

Note that in equation (39) $x_{t+k}^\infty \in SS^\infty$, thus

$$\begin{aligned} J_{0 \rightarrow N}^{\text{LMPC}, \infty}(x_t^\infty) &\geq \sum_{k=0}^{N-1} h(x_{t+k}^\infty, u_{t+k}^\infty) + \sum_{k=N}^{\infty} h(x_{t+k}^\infty, u_{t+k}^\infty) \geq \\ &\geq \sum_{k=0}^{N-1} h(x_{t+k}^\infty, u_{t+k}^\infty) + Q^\infty(x_{t+N}^\infty). \end{aligned} \quad (40)$$

In (40) the cost associated with the feasible trajectory

$$\mathbf{x}_{t:t+N}^\infty = [x_t^\infty, x_{t+1}^\infty, \dots, x_{t+N}^\infty] \quad (41)$$

is a lower bound on the optimal cost $J_{0 \rightarrow N}^{\text{LMPC}, \infty}(x_t^\infty)$. Therefore, the trajectory $\mathbf{x}_{t:t+N}^\infty$ and the related input sequence

$$\mathbf{u}_{t:t+N}^\infty = [u_t^\infty, u_{t+1}^\infty, \dots, u_{t+N-1}^\infty] \quad (42)$$

is an optimal solution to the LMPC (21) and (23) at time t of the j -th iteration for $j \rightarrow \infty$.

Next, we prove that $\mathbf{x}_{0:N+1}^\infty$ and $\mathbf{u}_{0:N+1}^\infty$ is a locally optimal

solution to the LMPC (21) and (23) where N is replaced with $N+1$. Consider the Hamiltonian

$$H(x, u, \lambda) = h(x, u) + f(x, u)^T \lambda, \quad (43)$$

where $h(x, u)$ and $f(x, u)$ are the stage cost and the system dynamics defined in equations (21) and (1), respectively. The minimum principle [17] states that, if the state trajectory is optimal, it exists a sequence of costate λ_k^∞ such that:

$$x_{k+1}^\infty = H_\lambda(x_k^\infty, u_k^\infty, \lambda_{k+1}^\infty) \quad (44a)$$

$$\lambda_k^\infty = H_x(x_k^\infty, u_k^\infty, \lambda_{k+1}^\infty) \quad (44b)$$

$$u_k^\infty = \underset{\bar{u}_k}{\operatorname{argmin}} H(x_k^\infty, \bar{u}_k, \lambda_{k+1}^\infty). \quad (44c)$$

Therefore, for the optimal solution to the LMPC (21) and (23) at time $t = 0$ of the j -th iteration for $j \rightarrow \infty$, defined in (41)-(42),

$$\begin{aligned} \mathbf{x}_{0:N}^\infty &= [x_0^\infty, x_1^\infty, \dots, x_N^\infty] \\ \mathbf{u}_{0:N}^\infty &= [u_0^\infty, u_1^\infty, \dots, u_{N-1}^\infty], \end{aligned} \quad (45)$$

it exists a sequence of costate

$$[\lambda_1^\infty, \lambda_2^\infty, \dots, \lambda_N^\infty], \quad (46)$$

that satisfies the minimum principle (44). Moreover, for the optimal solution of the LMPC (21) and (23) at time $t = 1$ of the j -th iteration for $j \rightarrow \infty$,

$$\begin{aligned} \mathbf{x}_{1:1+N}^\infty &= [x_1^\infty, x_2^\infty, \dots, x_{N+1}^\infty] \\ \mathbf{u}_{1:1+N}^\infty &= [u_1^\infty, u_2^\infty, \dots, u_N^\infty], \end{aligned} \quad (47)$$

there exists a vector $\bar{\lambda}^\infty$ such that

$$[\bar{\lambda}_2^\infty, \bar{\lambda}_3^\infty, \dots, \bar{\lambda}_{N+1}^\infty] \quad (48)$$

satisfies the minimum principle (44). Therefore, from equations (43) and (44c) we have that

$$\begin{aligned} u_k^\infty &= h(x_k^\infty, u_k^\infty) + f(x_k^\infty, u_k^\infty)^T \lambda_{k+1}^\infty \quad \forall k \in [0, N-1] \\ u_k^\infty &= h(x_k^\infty, u_k^\infty) + f(x_k^\infty, u_k^\infty)^T \bar{\lambda}_{k+1}^\infty \quad \forall k \in [1, N], \end{aligned} \quad (49)$$

from this

$$\lambda_{k+1}^\infty = \bar{\lambda}_{k+1}^\infty, \quad \forall k \in [1, N-1]. \quad (50)$$

Finally, we conclude that the $N+1$ steps trajectory

$$\begin{aligned} \mathbf{x}_{0:N+1}^\infty &= [x_0^\infty, x_1^\infty, \dots, x_{N+1}^\infty] \\ \mathbf{u}_{0:N+1}^\infty &= [u_0^\infty, u_1^\infty, \dots, u_N^\infty], \end{aligned} \quad (51)$$

and the costate sequence

$$\tilde{\lambda}^\infty = [\lambda_1^\infty, \lambda_2^\infty = \bar{\lambda}_2^\infty, \dots, \lambda_N^\infty = \bar{\lambda}_N^\infty, \bar{\lambda}_{N+1}^\infty] \quad (52)$$

satisfy the minimum principle. Therefore at time $t = 0$ of the j -th iteration for $j \rightarrow \infty$, the trajectory and its related input sequence,

$$\begin{aligned} \mathbf{x}_{0:N+1}^\infty &= [x_0^\infty, x_1^\infty, \dots, x_{N+1}^\infty] \\ \mathbf{u}_{0:N+1}^\infty &= [u_0^\infty, u_1^\infty, \dots, u_N^\infty], \end{aligned} \quad (53)$$

is a local optimal solution for the LMPC (21) and (23) with horizon $N + 1$ steps. Next, we show that the above procedure can be iterated to prove local optimality of the $N + 2$ steps trajectory $\mathbf{x}_{[0:N+2]}^\infty$ and the related input sequence $\mathbf{u}_{[0:N+2]}^\infty$ for the LMPC (21) and (23) with $N = N + 2$. Let

$$[\hat{\lambda}_3^\infty, \hat{\lambda}_4^\infty, \dots, \hat{\lambda}_{N+2}^\infty] \quad (54)$$

be the costate associated with the solution of the LMPC at time $t = 2$ of the j -th iteration for $j \rightarrow \infty$

$$\begin{aligned} \mathbf{x}_{2:2+N}^\infty &= [x_2^\infty, x_3^\infty, \dots, x_{N+2}^\infty] \\ \mathbf{u}_{2:2+N}^\infty &= [u_2^\infty, u_3^\infty, \dots, u_{N+1}^\infty]. \end{aligned} \quad (55)$$

We have, from equations (43) and (44c), and optimality of the trajectory in (53), that

$$\begin{aligned} u_k^\infty &= h(x_k^\infty, u_k^\infty) + f(x_k^\infty, u_k^\infty)^T \tilde{\lambda}_{k+1}^\infty \quad \forall k \in [0, N] \\ u_k^\infty &= h(x_k^\infty, u_k^\infty) + f(x_k^\infty, u_k^\infty)^T \hat{\lambda}_{k+1}^\infty \quad \forall k \in [2, N + 1], \end{aligned} \quad (56)$$

from this

$$\tilde{\lambda}_{k+1}^\infty = \hat{\lambda}_{k+1}^\infty, \quad \forall k \in [2, N]. \quad (57)$$

Therefore the $N + 2$ steps trajectory and the related costate

$$\begin{aligned} \mathbf{x}_{0:N+2}^\infty &= [x_0^\infty, x_1^\infty, \dots, x_{N+2}^\infty] \\ \mathbf{u}_{0:N+2}^\infty &= [u_0^\infty, u_1^\infty, \dots, u_{N+1}^\infty], \\ [\tilde{\lambda}_1^\infty, \tilde{\lambda}_2^\infty, \tilde{\lambda}_3^\infty = \hat{\lambda}_3^\infty, \dots, \tilde{\lambda}_{N+1}^\infty = \hat{\lambda}_{N+1}^\infty, \hat{\lambda}_{N+2}^\infty] \end{aligned} \quad (58)$$

satisfy the minimum principle and it is locally optimal for the LMPC (21) and (23) with horizon $N + 2$ steps. Iterating this procedure we conclude that \mathbf{x}^∞ and its related input sequence, \mathbf{u}^∞ , is a local optimal solution to the LMPC (21) and (23) defined over the infinite horizon and thus is a local optimal solution of the infinite horizon control problem (5),

$$\begin{aligned} \mathbf{x}^\infty &= \mathbf{x}^*, \\ \mathbf{u}^\infty &= \mathbf{u}^*. \end{aligned} \quad (59)$$

■

Remark 7: Given a locally optimal solution to the LMPC (21) and (23) defined over infinite horizon, \mathbf{x}^∞ , we have that $\lim_{t \rightarrow \infty} x_t^j = x_F$. Therefore, the terminal constraints (21e) is trivially satisfied and the terminal cost, $Q^{j-1}(\cdot)$, vanishes. Thus, every local optimal solution to the LMPC (21) and (23) for $N \rightarrow \infty$ is a locally optimal solution for the infinite horizon control problem (5). Obviously,

the terminal constraint and terminal cost are necessary to guarantee the properties of the LMPC (21) and (23) proved in Theorems (1)-(3).

IV. EXAMPLE I: CONSTRAINED LQR CONTROLLER

In this section, we test the proposed LMPC on the following infinite horizon linear quadratic regulator with constraints (CLQR)

$$J_{0 \rightarrow \infty}^*(x_S) = \min_{u_0, u_1, \dots} \sum_{k=0}^{\infty} [||x_k||_2 + ||u_k||_2] \quad (60a)$$

$$\text{s.t. } x_{k+1} = \begin{bmatrix} 1 & 1 \\ 0 & 1 \end{bmatrix} x_k + \begin{bmatrix} 0 \\ 1 \end{bmatrix} u_k, \quad \forall k \geq 0 \quad (60b)$$

$$x_0 = [-3.95 \quad -0.05]^T, \quad (60c)$$

$$\begin{bmatrix} -4 \\ -4 \end{bmatrix} \leq x_k \leq \begin{bmatrix} 4 \\ 4 \end{bmatrix} \quad \forall k \geq 0 \quad (60d)$$

$$-1 \leq u_k \leq 1 \quad \forall k \geq 0. \quad (60e)$$

Firstly, we compute a feasible solution to (60) using an open loop controller that drives the system close to the origin and, afterwards, an unconstrained LQR feedback controller. This feasible trajectory is used to construct the sampled safe set, $\mathcal{S}\mathcal{S}^0$, and the terminal cost, $Q^0(\cdot)$, needed to initialize the first iteration of the LMPC (21) and (23).

The LMPC (21) and (23) is implemented with the quadratic running cost $h(x_k, u_k) = ||x_k||_2 + ||u_k||_2$, and the states and input constraints (60d)-(60e). The LMPC (21) and (23) is reformulated as a Mixed Integer Quadratic Programming and it is implemented in YALMIP [18] using the solver bonmin [19]. Each j -th iteration has an unknown fixed-time duration, \tilde{t}_j , defined as

$$\tilde{t}_j = \min \left\{ t \in \mathbb{Z}_{0+} : J_{0 \rightarrow \infty}^{\text{LMPC}, j}(x_t^j) \leq \epsilon \right\}. \quad (61)$$

with $\epsilon = 10^{-8}$. Furthermore, each j -th closed loop trajectory is used to enlarge the sampled safe set used at the $j+1$ -th iteration.

After 9 iterations, the LMPC converges to steady state solution $\mathbf{x}^\infty = \mathbf{x}^9$ with a tolerance of γ :

$$\max_{t \in [0, \tilde{t}_9]} ||x_t^9 - x_t^8||_2 < \gamma \quad (62)$$

with $\gamma = 10^{-10}$. Table I reports the number of points in the sampled safe set at each j -th iteration, until convergence is reached.

We observe that the iteration cost is non-increasing over the iterations and the LMPC (21) and (23) improves the closed loop performance, as shown in Table II.

TABLE I
NUMBER OF POINTS IN THE SAMPLED SAFE SET.

| Iteration | Number of Points |
|-----------|------------------|
| $j = 1$ | 62 |
| $j = 2$ | 77 |
| $j = 3$ | 92 |
| $j = 4$ | 107 |
| $j = 5$ | 122 |
| $j = 6$ | 137 |
| $j = 7$ | 152 |
| $j = 8$ | 167 |
| $j = 9$ | 182 |

TABLE II
OPTIMAL COST OF THE LMPC AT EACH j -TH ITERATION

| Iteration | Iteration Cost |
|-----------|----------------|
| $j = 0$ | 57.1959612323 |
| $j = 1$ | 49.9313760802 |
| $j = 2$ | 49.9166093038 |
| $j = 3$ | 49.9163668249 |
| $j = 4$ | 49.9163602456 |
| $j = 5$ | 49.9163600500 |
| $j = 6$ | 49.9163600443 |
| $j = 7$ | 49.9163600441 |
| $j = 8$ | 49.9163600440 |
| $j = 9$ | 49.9163600440 |

We compare this steady state trajectory with the exact solution of the CLQR (60), which is computed using the algorithm in [14]. In Figure 2 is reported the deviation error,

$$\sigma_t = \|x_t^\infty - x_t^*\|_2, \quad (63)$$

which quantifies, at each time step t , the distance between the optimal trajectory x^* of the CLQR (60) and steady state trajectory x^∞ at which the LMPC (21) and (23) has converged. We notice that the maximum deviation error is $\max[\sigma_0, \dots, \sigma_{\bar{t}_\infty}] = 1.62 \times 10^{-5}$, and that the 2-norm of the difference between the exact optimal cost and the cost associated with the steady state trajectory is $\|J_{0 \rightarrow \infty}^*(x_0^*) - J_{0 \rightarrow \infty}^{\infty}(x_0^\infty)\|_2 = 1.565 \times 10^{-20}$. Therefore, we confirm that the LMPC (21) and (23) has converged to a locally optimal solution that in the specific case is the global optimal solution.

Finally, Figures 3-4 show the steady state trajectory and the related input sequence. It is interesting to notice that the steady state solution to the LMPC (21) and (23) saturates both state and input constraints as the exact solution to the CLQR (60).

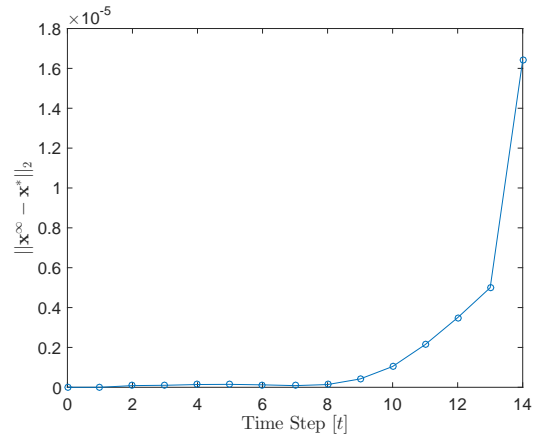


Fig. 2. Difference between the optimal solution to the CMPC and the steady state solution to the LMPC.

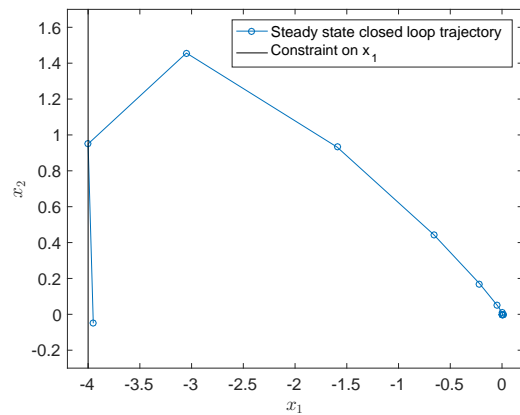


Fig. 3. The steady state trajectory saturates the state constraints.

V. EXAMPLE II: DUBINS CAR WITH OBSTACLE, VELOCITY SATURATION AND UNKNOWN FRICTION

In this section, we test the proposed LMPC on the minimum time Dubins car problem [20] in discrete time. In this example, we add a maximum friction limit on the lateral velocity and we control the car acceleration and steering. The controller's goal is to steer the system from the starting point x_S to the unforced equilibrium point x_F . The minimum time optimal control problem is reformulated as the following

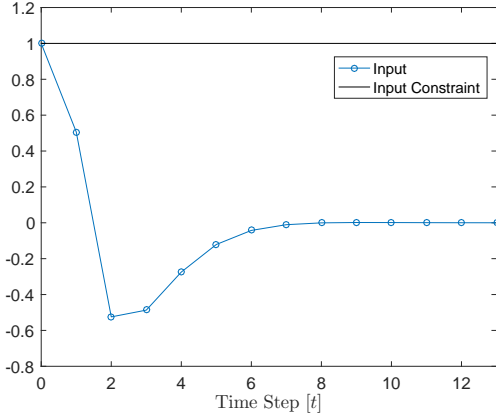


Fig. 4. The input associated with the steady state trajectory of the LMPC saturates the input constraint.

infinite time optimal control problem

$$J_{0 \rightarrow \infty}^*(x_S) = \min_{\theta_0, \theta_1, \dots, a_0, a_1, \dots} \sum_{k=0}^{\infty} \mathbb{1}_k \quad (64a)$$

s.t.

$$x_k = \begin{bmatrix} z_{k+1} \\ y_{k+1} \\ v_{k+1} \end{bmatrix} = \begin{bmatrix} z_k \\ y_k \\ v_k \end{bmatrix} + \begin{bmatrix} v_k \cos(\theta_k) \\ s \frac{v_k \sin(\theta_k)}{\sqrt{1+(v_k \sin(\theta_k))^2}} \\ a_k \end{bmatrix}, \quad \forall k \geq 0 \quad (64b)$$

$$x_0 = x_S = [0 \ 0 \ 0]^T, \quad (64c)$$

$$\begin{bmatrix} -2 \\ -5 \end{bmatrix} \leq \begin{bmatrix} a_k \\ v_k \end{bmatrix} \leq \begin{bmatrix} 2 \\ 5 \end{bmatrix}, \quad \forall k \geq 0 \quad (64d)$$

$$\frac{(z_k - z_{obs})^2}{a_e^2} + \frac{(y_k - y_{obs})^2}{b_e^2} \geq 1, \quad \forall k \geq 0. \quad (64e)$$

where the indicator function in (64a) is defined as

$$\mathbb{1}_k = \begin{cases} 1, & \text{if } x_k \neq x_F \\ 0, & \text{if } x_k = x_F \end{cases}. \quad (65)$$

Equation (64b) represents the dynamic constraint, where s is the maximum friction coefficient with $s \leq 1$, and the state vector $x_k = [z_k, y_k, v_k]$ collects the car position on the $Z - Y$ plane and velocity, respectively. In (64b) the inputs are given by the heading angle, θ_k , and the acceleration command, a_k . Equation (64c) enforces the initial constraint and (64d) imposes bounds on the velocity and acceleration. Finally, (64e) represents the obstacle constraint, enforcing the system trajectory to lie outside the ellipse centered at

(z_{obs}, y_{obs}) with semi-axis a_e and b_e .

We assume that the maximum friction s of the nominal model in (64b) is unknown. We apply the proposed LMPC on an augmented system to simultaneously estimate the maximum friction limit and to steer the original system to the terminal point x_F . Therefore, we define a maximum friction estimate, \hat{s}_k , and an error estimate $e_k = s - \hat{s}_k$. In order to compute a local optimal solution to (64) and to estimate the value of s , the LMPC solves at time t of iteration j the following finite time constrained optimal control problem

$$J_{0 \rightarrow N}^{\text{LMPC}, j}(x_t^j) = \min_{\theta_0, \dots, \theta_N, a_0, \dots, a_N} \left[\sum_{k=0}^{N-1} 100e_k^2 + \mathbb{1}_k \right] + Q^{j-1}(x_N) \quad (66a)$$

s.t.

$$x_{k+1} = \begin{bmatrix} z_{k+1} \\ \hat{y}_{k+1} \\ v_{k+1} \\ \hat{s}_{k+1} \\ e_{k+1} \end{bmatrix} = \begin{bmatrix} z_k \\ \hat{y}_k \\ v_k \\ \hat{s}_k \\ e_k \end{bmatrix} + \begin{bmatrix} v_k \cos(\theta_k) \\ v_k \sin(\theta_k) \\ a_k \\ \delta_k \\ -\delta_k \end{bmatrix} \frac{1}{\sqrt{1+(v_k \sin(\theta_k))^2}}, \quad \forall k \geq 0 \quad (66b)$$

$$x_0 = x_t^j, \quad (66c)$$

$$\begin{bmatrix} -2 \\ -5 \end{bmatrix} \leq \begin{bmatrix} a_k \\ v_k \end{bmatrix} \leq \begin{bmatrix} 2 \\ 5 \end{bmatrix}, \quad \forall k \geq 0 \quad (66d)$$

$$\frac{(z_k - z_{obs})^2}{a_e^2} + \frac{(y_k - y_{obs})^2}{b_e^2} \geq 1, \quad \forall k \geq 0, \quad (66e)$$

$$x_N \in \mathcal{SS}^{j-1}, \quad (66f)$$

where the stage cost in (66a) is positive definite and it satisfies (6). (66b) represents the dynamics update of the augmented system and the state vector $x_k = [z_k, \hat{y}_k, v_k, \hat{s}_k, e_k]$ collects the longitudinal position on the Z plane, the lateral position estimate, the car's velocity, the maximum friction limit estimate and the error estimate, respectively. The input vector $u_k = [a_k, \theta_k, \delta_k]$ collects the acceleration, the steering and the estimate difference between two consecutive time steps, respectively. Equation (66c) enforces the initial condition and (66d)-(66e) are the state and input constraints. Finally (66f) enforces the terminal state into the \mathcal{SS}^{j-1} defined in equation (12). In (66) we have used a simplified notation to equation (21).

At time t of the j -th iteration let $\mathbf{u}_{t:t+N|t}^{*,j}$ be the optimal solution to (66), then we apply the first element of $\mathbf{u}_{t:t+N|t}^{*,j}$ to the system in (66b)

$$u_t^j = u_{t|t}^{*,j}. \quad (67)$$

At the 0-th iteration, in (66b), we set $\delta_k = 0 \quad \forall k \geq 0$, and we compute a feasible input sequence (θ_k^f, a_k^f) that steers $[z_k, \hat{y}_k, v_k]$ in (66b) to x_F . Afterwards, we apply this input sequence, (θ_k^f, a_k^f) , to the nominal system in (64b) to compute e_k . This feasible trajectory is used to construct the sampled safe set $\mathcal{S}S^0$, and the terminal cost, $Q^0(\cdot)$, needed to initialize the first iteration of the LMPC (66)-(67). We implemented the branch and bound MIQP algorithm in Matlab 2015b, using the nonlinear solver ipopt [21], to solve LMPC (66)-(67). Each j -th iteration has an unknown fixed-time duration, \bar{t}_j , defined as

$$\bar{t}_j = \min \left\{ t \in \mathbb{Z}_{0+} : x_t^j = x_F \right\}. \quad (68)$$

TABLE III
PARAMETERS USED IN THE LMPC

| Parameters | |
|-------------|-------------------|
| \hat{s}_0 | 1.5 |
| e_0 | 0.5 |
| N | 3 |
| a_e | 2 |
| b_e | 5 |
| x_F | $[31, -5.1, 0]^T$ |

After 8 iterations, the LMPC (66)-(67) converges to a steady state solution. Table IV shows that the iteration cost is decreasing until convergence is reached. The steady state inputs are reported in Figure 5. Figure 6 shows the steady state trajectory \mathbf{x}^∞ , and the feasible trajectory \mathbf{x}^0 at the 0-th iteration.

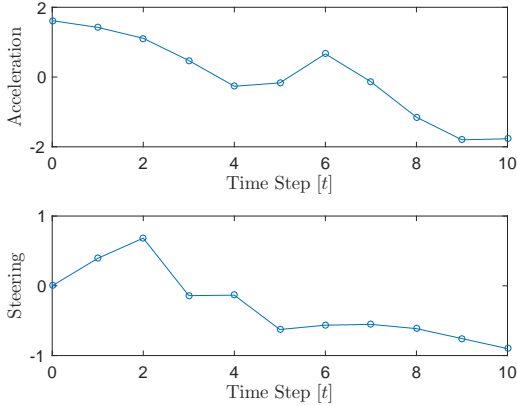


Fig. 5. Acceleration and steering input of the steady state solution to the LMPC.

TABLE IV
OPTIMAL COST OF THE LMPC AT EACH j -TH ITERATION

| Iteration | Iteration Cost |
|-----------|----------------|
| $j = 0$ | 520.0000000 |
| $j = 1$ | 48.3631758 |
| $j = 2$ | 37.9585266 |
| $j = 3$ | 36.7141785 |
| $j = 4$ | 36.5780917 |
| $j = 5$ | 36.3049272 |
| $j = 6$ | 36.0000097 |
| $j = 7$ | 36.0000000 |
| $j = 8$ | 36.0000000 |

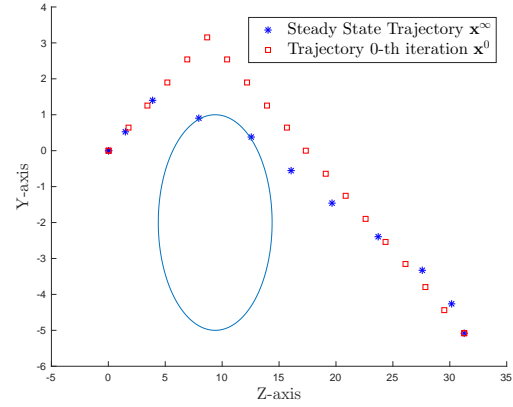


Fig. 6. Steady state trajectory of the LMPC on the $Z - Y$ plane.

Finally we analyze the evolution of the estimation error at each iterations,

$$\mathbf{e}_{1:\bar{t}_j}^j = [e_1^j, \dots, e_t^j, \dots, e_{\bar{t}_j}^j]. \quad (69)$$

Figure 8 shows the behavior of the 1-norm of the error vector through the iterations. We notice that the LMPC (66)-(67) correctly learns from the previous iterations decreasing the estimation error, until it identifies the unknown maximum friction limit. Thus, we conclude that the LMPC (66)-(67) has correctly estimated the maximum friction limit in (64b), and it converged to a local optimal solution to the original problem (64), accordingly to Theorem 3. Finally, Figure 7 shows the evolution of the sampled safe set through the iterations.

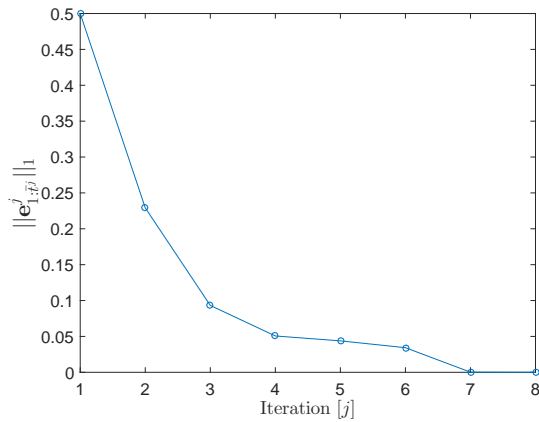


Fig. 8. Evolution of the 1-norm of the estimation error through the iterations.

VI. CONCLUSIONS

In this paper, a reference-free learning nonlinear model predictive control that exploits information from the previous iterations to improve the performance of the closed loop system over iterations is presented. A safe set and a terminal cost, learnt from previous iterations, allow to guarantee the recursive feasibility and stability of the closed loop system. Moreover, we showed that if the closed-loop system converges steady state trajectory then this trajectory is locally optimal for the infinite horizon optimal control problem, regardless of the LMPC optimization horizon. We tested the proposed control logic on an infinite horizon linear quadratic regulator with constraints (CLQR) to show that the proposed control logic converges to the optimal solution of the infinite optimal control problem. Finally, we tested the control logic on nonlinear minimum time problem optimal control problem and we showed that the properties of the proposed LMPC can be used to simultaneously estimate unknown system parameters and to generate a state trajectory that pushes system performance.

REFERENCES

- [1] D. A. Bristow, M. Tharayil, and A. G. Alleyne, "A survey of iterative learning control," *IEEE Control Systems*, vol. 26, no. 3, pp. 96–114, 2006.
- [2] K. S. Lee and J. H. Lee, "Model predictive control for nonlinear batch processes with asymptotically perfect tracking," *Computers & Chemical Engineering*, vol. 21, pp. S873–S879, 1997.
- [3] J. H. Lee and K. S. Lee, "Iterative learning control applied to batch processes: An overview," *Control Engineering Practice*, vol. 15, no. 10, pp. 1306–1318, 2007.
- [4] Y. Wang, F. Gao, and F. J. Doyle, "Survey on iterative learning control, repetitive control, and run-to-run control," *Journal of Process Control*, vol. 19, no. 10, pp. 1589–1600, 2009.
- [5] C.-Y. Lin, L. Sun, and M. Tomizuka, "Matrix factorization for design of q-filter in iterative learning control," in *2015 54th IEEE Conference on Decision and Control (CDC)*. IEEE, 2015, pp. 6076–6082.
- [6] —, "Robust principal component analysis for iterative learning control of precision motion systems with non-repetitive disturbances," in *2015 American Control Conference (ACC)*. IEEE, 2015, pp. 2819–2824.
- [7] J. R. Cueli and C. Bordons, "Iterative nonlinear model predictive control. stability, robustness and applications," *Control Engineering Practice*, vol. 16, no. 9, pp. 1023–1034, 2008.
- [8] R. Sharp and H. Peng, "Vehicle dynamics applications of optimal control theory," *Vehicle System Dynamics*, vol. 49, no. 7, pp. 1073–1111, 2011.
- [9] A. Rucco, G. Notarstefano, and J. Hauser, "An efficient minimum-time trajectory generation strategy for two-track car vehicles," *IEEE Transactions on Control Systems Technology*, vol. 23, no. 4, pp. 1505–1519, 2015.
- [10] Y.-L. Hwang, T.-N. Ta, C.-H. Chen, and K.-N. Chen, "Using zero moment point preview control formulation to generate nonlinear trajectories of walking patterns on humanoid robots," in *Fuzzy Systems and Knowledge Discovery (FSKD), 2015 12th International Conference on*. IEEE, 2015, pp. 2405–2411.
- [11] S. Kuindersma, F. Permenter, and R. Tedrake, "An efficiently solvable quadratic program for stabilizing dynamic locomotion," in *2014 IEEE International Conference on Robotics and Automation (ICRA)*. IEEE, 2014, pp. 2589–2594.
- [12] C. E. Garcia, D. M. Prett, and M. Morari, "Model predictive control: theory and practice survey," *Automatica*, vol. 25, no. 3, pp. 335–348, 1989.
- [13] D. Q. Mayne, J. B. Rawlings, C. V. Rao, and P. O. Scokaert, "Constrained model predictive control: Stability and optimality," *Automatica*, vol. 36, no. 6, pp. 789–814, 2000.
- [14] F. Borrelli, *Constrained optimal control of linear and hybrid systems*. Springer, 2003, vol. 290.
- [15] E. G. Gilbert and K. T. Tan, "Linear systems with state and control constraints: The theory and application of maximal output admissible sets," *IEEE Transactions on Automatic control*, vol. 36, no. 9, pp. 1008–1020, 1991.
- [16] D. Q. Mayne, J. B. Rawlings, C. V. Rao, and P. O. Scokaert, "Constrained model predictive control: Stability and optimality," *Automatica*, vol. 36, no. 6, pp. 789–814, 2000.
- [17] D. P. Bertsekas, *Dynamic programming and optimal control*. Athena Scientific Belmont, MA, 1995, vol. 1, no. 2.
- [18] J. Lofberg, "Yalmip: A toolbox for modeling and optimization in matlab," in *Computer Aided Control Systems Design, 2004 IEEE International Symposium on*. IEEE, 2004, pp. 284–289.
- [19] P. Bonami, L. T. Biegler, A. R. Conn, G. Cornuéjols, I. E. Grossmann, C. D. Laird, J. Lee, A. Lodi, F. Margot, N. Sawaya *et al.*, "An algorithmic framework for convex mixed integer nonlinear programs," *Discrete Optimization*, vol. 5, no. 2, pp. 186–204, 2008.
- [20] L. E. Dubins, "On curves of minimal length with a constraint on average curvature, and with prescribed initial and terminal positions and tangents," *American Journal of mathematics*, vol. 79, no. 3, pp. 497–516, 1957.
- [21] H. Pirnay, R. López-Negrete, and L. T. Biegler, "Optimal sensitivity based on ipopt," *Mathematical Programming Computation*, vol. 4, no. 4, pp. 307–331, 2012.



Ugo Rosolia received the B.S. and M.S. (*cum laude*) degrees in mechanical engineering from the Politecnico di Milano, Milan, Italy, in 2012 and 2014, respectively. He is currently pursuing the Ph.D. degree in mechanical engineering with the University of California at Berkeley, Berkeley, CA, USA.

He was a Visiting Scholar with Tongji University, Shanghai, China, for the Double Degree Program PoliTong from 2010 to 2011. During his M.S. degree, he was a Visiting Student for two semesters with the University of Illinois at Urbana-Champaign, Urbana, IL, USA, sponsored by a Global E3 Scholarship. He was a Research Engineer with Siemens PLM Software, Leuven, Belgium, in 2015, where he was involved in the optimal control algorithms. His current research interests include nonlinear optimal control for the centralized and decentralized system, the iterative learning control, and the predictive control.



Francesco Borrelli received the Laurea degree in computer science engineering from the University of Naples Federico II, Naples, Italy, in 1998, and the Ph.D. degree from ETH-Zurich, Zurich, Switzerland, in 2002.

He is currently an Associate Professor with the Department of Mechanical Engineering, University of California, Berkeley, CA, USA. He is the author of more than 100 publications in the field of predictive control and author of the book *Constrained Optimal Control of Linear and*

Hybrid Systems (Springer Verlag). His research interests include constrained optimal control, model predictive control and its application to advanced automotive control and energy efficient building operation.

Dr. Borrelli was the recipient of the 2009 National Science Foundation CAREER Award and the 2012 IEEE Control System Technology Award. In 2008, he was appointed the chair of the IEEE technical committee on automotive control.

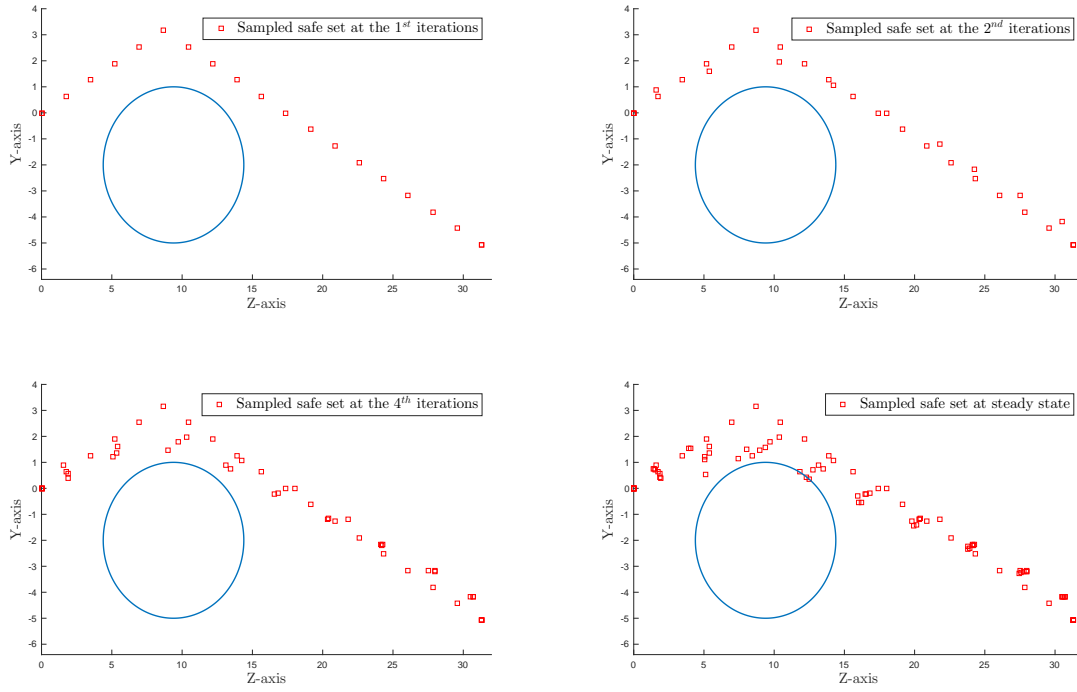


Fig. 7. Sampled safe set evolution over the iterations.