

# Low Algorithmic Complexity Entropy-deceiving Graphs

Hector Zenil<sup>a,b,c,\*</sup>, Narsis Kiani<sup>a,b,\*</sup>

<sup>a</sup>*Unit of Computational Medicine, Department of Medicine Solna, Center for Molecular Medicine, SciLifeLab, Karolinska Institute, Stockholm, Sweden*

<sup>b</sup>*Algorithmic Nature Group, LABORES for the Natural and Digital Sciences, Paris, France*

<sup>c</sup>*Department of Computer Science, University of Oxford, U.K.*

---

## Abstract

A common practice in the estimation of the complexity of objects, in particular of graphs, is to rely on graph- and information-theoretic measures. Here, using integer sequences with properties such as Borel normality, we explain how these measures are not independent of the way in which a single object, such a graph, can be described. From descriptions that can reconstruct the same graph and are therefore essentially translations of the same description, we will see that not only is it necessary to pre-select a feature of interest where there is one when applying a computable measure such as Shannon Entropy, and to make an arbitrary selection where there is not, but that more general properties, such as the causal likeliness of a graph as a measure (opposed to randomness), can be largely misrepresented by computable measures such as Entropy and Entropy rate. We introduce recursive and non-recursive (uncomputable) graphs and graph constructions based on integer sequences, whose different lossless descriptions have disparate Entropy values, thereby enabling the study and exploration of a measure's range of applications and demonstrating the weaknesses of computable measures of complexity.

*Keywords:* algorithmic complexity, graph complexity, Shannon Entropy, Kolmogorov-Chaitin complexity, Borel normality, algorithmic randomness

---

## 1. Basic concepts

**Definition 1.1.** *A graph is an ordered pair  $G = (V, E)$  comprising a set  $V$  of nodes or vertices and a set  $E$  of edges or links, which are 2-element subsets of  $V$ .*

**Definition 1.2.** *A graph  $G$  is labeled when the vertices are distinguished by names such as  $u_1, u_2, \dots, u_n$  with  $n = |V(G)|$ .*

**Definition 1.3.** *Graphs  $G$  and  $H$  are said to be isomorphic if there is a bijection between the vertex sets of  $G$  and  $H$ ,  $\lambda : V(G) \rightarrow V(H)$  such that any two vertices  $u$  and  $v \in G$  are adjacent in  $G$  if and only if  $\lambda(u)$  and  $\lambda(v)$  are adjacent in  $H$ .*

---

\*Co-first author

Email addresses: [hectorz@labores.eu](mailto:hectorz@labores.eu) (Hector Zenil), [narsis.kiani@ki.se](mailto:narsis.kiani@ki.se) (Narsis Kiani)

URL: <https://algorithmicnature.org/> (Hector Zenil)

**Definition 1.4.** *The degree of a node  $v$ , denoted by  $d(v)$ , is the number of (incoming and outgoing) links to other nodes.*

**Definition 1.5.** *An E-R graph  $G(n, p)$  is a graph of size  $n$  constructed by connecting nodes randomly with probability  $p$  independent from every other edge.*

Usually E-R graphs are assumed to be non-recursive (i.e. truly random), but E-R graphs can be constructed recursively using pseudo-random generating algorithms.

## 2. Graph Entropy

Measurement of the information content and randomness of a graph has been largely dominated by graph-theoretic approaches (e.g. comparisons to randomized graphs [12, 16]) or the application of classical information theory [10]. Common approaches include calculating the Entropy of the adjacency matrix of a graph or estimating the Entropy or Entropy rate of its degree sequence.

One of the main objectives behind the application of some measures, such as Shannon Entropy, is the quantification of the randomness and information content of an object. Here we introduce graphs with interesting deceptive properties, particularly disparate Entropy values for the same object when looked at from different perspectives, revealing the inadequacy of classical information-theoretic approaches to graph complexity.

Central to information theory is the concept of Shannon’s information Entropy, which quantifies the average number of bits needed to store or communicate the statistical description of an object.

For an ensemble  $X(R, p(x_i))$ , where  $R$  is the set of possible outcomes (the random variable),  $n = |R|$  and  $p(x_i)$  is the probability of an outcome in  $R$ . The Shannon Entropy of  $X$  is then given by

**Definition 2.1.**

$$H(X) = - \sum_{i=1}^n p(x_i) \log_2 p(x_i) \quad (1)$$

Which implies that to calculate  $H(X)$  one has to know or assume the mass distribution probability of ensemble  $X$ . One caveat regarding Shannon’s entropy is that one is forced to make an arbitrary choice regarding granularity. Take for example the bit string 010101010101. The Shannon Entropy of the string at the level of single bits is maximal, as there are the same number of 1s and 0s, but the string is clearly regular when two-bit blocks are taken as basic units, in which instance the string has minimal complexity because it contains only 1 symbol (01) from among the 4 possible ones (00,01,10,11). One way to overcome this problem is to take into consideration all possible “granularities” or Entropy rate:

**Definition 2.2.** *Let  $Pr(s_i, s_{i+1}, \dots, s_{i+L}) = Pr(s)$  with  $|s| = L$  denote the joint probability over blocks of  $L$  consecutive symbols. Let the Shannon Entropy rate [15] (aka granular*

Entropy,  $n$ -gram Entropy) of a block of  $L$  consecutive symbols—denoted by  $H(L)$ —be:

$$H_L(s) = - \sum_{s_1 \in A} \dots \sum_{s_L \in A} Pr(s_1, \dots, s_L) \log_2 Pr(s_1, \dots, s_L) \quad (2)$$

Thus to determine the Entropy rate of the sequence, we estimate the limit when  $L \rightarrow \infty$ . It is not hard to see, however, that  $H_L(s)$  will diverge as  $L$  tends to infinity if the number of symbols increases, but if applied to a binary string  $H_L(s)$ , it will reach a minimum for the granularity in which a statistical regularity is revealed.

The Shannon Entropy [15] of an object  $s$  is simply  $H_L(s)$  for fixed block size  $L = i$ , so we can drop the subscript. We can define the Shannon Entropy of a graph  $G$  by:

**Definition 2.3.**

$$H(G, P) = - \sum_i^{|G|} P(G_i) \log_2 P(G_i) \quad (3)$$

where  $P$  is a probability distribution of  $G_i$ ,  $G_i$  is a feature of interest  $i$  of  $G$ , e.g. edge density, degree sequence, number of over-represented subgraphs/graphlets (graph motifs), and so on. When  $P$  is the uniform distribution (every graph of the same size is equally likely), it is usually omitted as a parameter of  $H$ .

As we will see, the same graph that may have a maximal Entropy rate for a degree distribution can have an asymptotic zero Entropy for an adjacency matrix. However, unlike graph Entropy, the algorithmic complexity of a graph is very robust, in accordance with the invariance theorem [20, 7, 4], though in practice it does have some limitations that have recently been explored, with interesting results [24, 25, 26].

Generally, graph Entropy is a function of edge density or degree sequence, both graph invariants. It is a common practice in molecular biology to count the number of ‘branchings’ [13] per node by, for example, randomly traversing a graph starting from a random point. The more extensive the branching, the greater the uncertainty of a graph’s path being traversed in a unique fashion, and the higher the entropy. Thorough surveys of graph Entropy are available in [13, 17, 14], so we will avoid providing another one. In most, if not all of these applications of Entropy, very little attention is paid to the fact that Entropy can lead to completely disparate results depending on the ways in which the same objects of study are described, that is, to the fact that Entropy is not invariant vis-à-vis object description, a major drawback for a complexity measure [23, 22]. In the survey [13], the author suggests that there may be no ‘right’ definition. Here we formally confirm this to be the case.

Entropy requires pre-selection of a feature of interest from a probability distribution and cannot therefore be considered universal in any fundamental sense for, for example, graph profiling. This is because ignorance of the probability distribution makes Entropy necessarily object-description dependent, there being no such thing as an *invariance theorem* [20, 7, 4] as there is in algorithmic information theory for algorithmic (Kolmogorov-Chaitin) complexity.

Algorithmic complexity defines the complexity of an object by the length of its shortest computational description, so that a computer program can fully reconstruct the original object using such a description [20, 7, 4, 8].

### 3. Construction of Entropy-deceiving graphs

#### 3.1. Entropy of pseudo-random graphs

One can construct pseudo-random graphs by using integer sequences, in particular Borel-normal irrational numbers, to construct networks.

**Definition 3.1.** *A real number  $x$  is said to be normal if its  $n$ -tuple digits are equally likely, thereby of natural maximal  $n$ -order Entropy rate by definition of Borel normality.*

For example, the mathematical constant  $\pi$  is believed to be an absolute Borel normal number (Borel normal in every base), and so one can take the digits of  $\pi$  in any base and take  $n \times n$  digits as the entries for a graph adjacency matrix of size  $n \times n$  by taking  $n$  consecutive segments of  $n$  digits  $\pi$ . The resulting graph will have  $n$  nodes and an edge density 0.5 because the occurrence of 1 or 0 in  $\pi$  in binary has the probability 0.5 (the same as  $\pi$  in decimal after transformation of digits to 0 if digit  $i < 5$  and 1 otherwise, or  $i < b/2$  and 1 otherwise in general for any base  $b$ ), thus complying with the definition of an Erdős-Rényi (E-R) graph (even if of high density).

As theoretically expected and numerically demonstrated in Fig. 1(A and B), the degree distribution will approximate a normal distribution around  $n$ . This means that the graph adjacency matrix will have maximal entropy (if  $\pi$  is Borel normal) but low degree-sequence entropy because all values are around  $n$  and they do not span all the possible node degrees (in particular, low degrees). This means that algorithmically constructing a graph can give rise to an object with a different Entropy when the feature of interest of the said graph is changed.

A graph does not even have to be of low algorithmic complexity to yield incompatible description-dependent Entropy values. One can take the digits of an  $\Omega$  Chaitin number (the halting probabilities of optimal Turing machines with prefix-free domains), some of the digits of which are uncomputable. But in Fig. 1(C) we show a graph based on the first 64 digits of an  $\Omega$  Chaitin number [3], thus a highest algorithmic complexity graph in the long run (it is ultimately uncomputable). Since randomness implies normality [11], the adjacency matrix has maximal Entropy, but for the same reasons as obtain in the case of the  $\pi$  graphs, it will have low degree-sequence Entropy. For algorithmic complexity, in contrast, as we will see in Theorem 3.6, all graphs have the same algorithmic complexity regardless of their (lossless) descriptions (e.g. adjacency matrix or degree sequence), as long as the same and only the same graph (up to an isomorphism) can be reconstructed from their descriptions.

One can also start from completely different graphs. For example, Fig. 2 shows how Shannon Entropy is applied directly to the adjacency matrix as a function of edge density, with the same Entropy values retrieved despite their very different (dis)organization.

The entropy rate will be low for the regular antelope graph, and higher, but still very removed from randomness for the E-R, because by definition the degree- sequence variation of an E-R graph is small. However, in scale-free graphs degree distribution is artificially scaled, spanning a large number of different degrees as a function of number of connected edges per added node, and resulting in an over-estimation of their degree-sequence Entropy, as can be numerically verified in Fig. 3. Degree-sequence Entropy points in the opposite direction

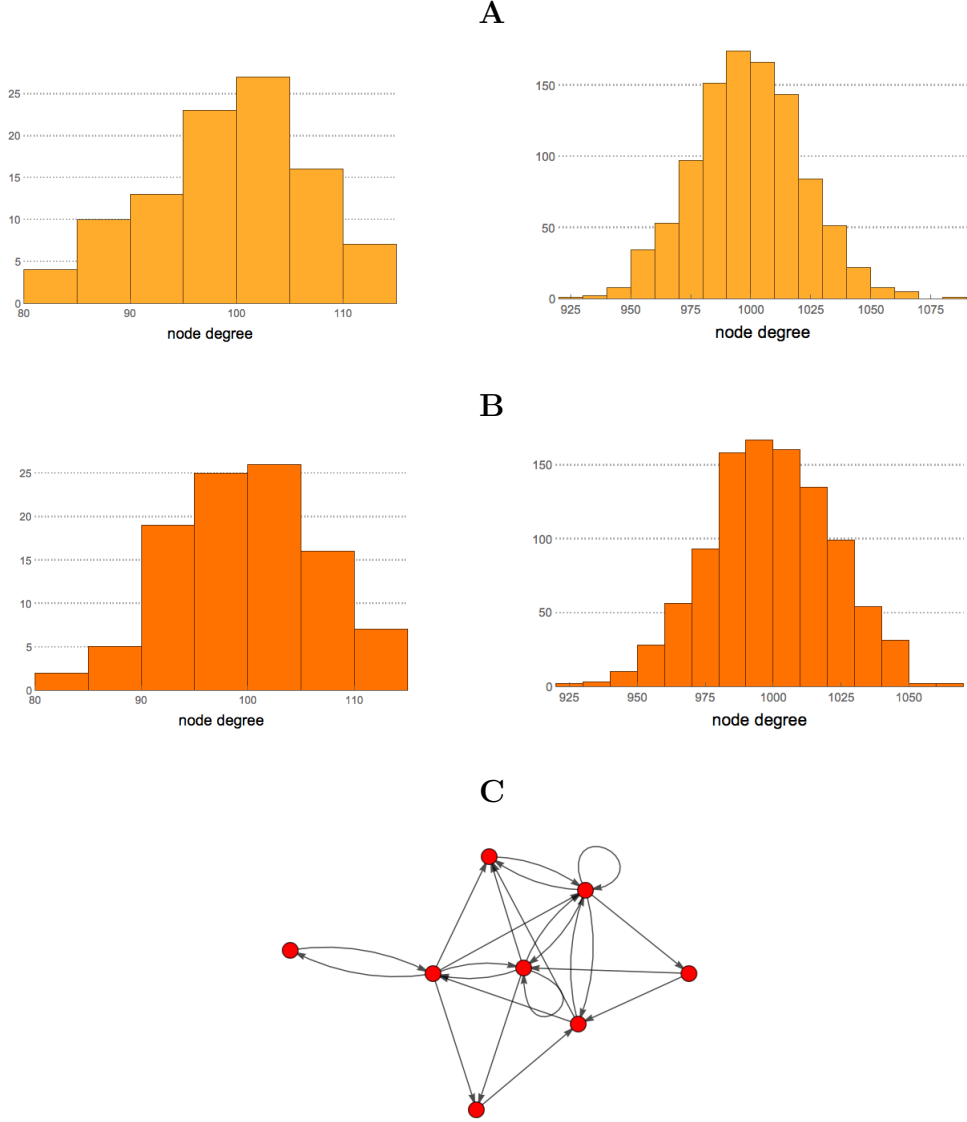


Figure 1: Histograms of degree distributions of  $\pi$  networks using 10 000 (left) and  $10 \times 10^6$  (right) digits of  $\pi$  in base 2 (A) and in base 10 (B) undirected and with no self-loops. C: A graph based on the 64 calculated bits of a partially computable  $\Omega$  Chaitin number [3]. It appears to have some structure but any regularity will eventually vanish as it is a Martin-Löf algorithmic random number [11].

to the entropic estimation of the same graphs arrived at by looking at their adjacency matrices, when in reality, scale-free networks produced by, e.g., Barabasi-Albert’s preferential attachment algorithm [1], are recursive (algorithmic and deterministic, even if probabilities are involved), as opposed to the E-R construction built (pseudo-)randomly. The Entropy of the degree-sequence of scale-free graphs would suggest that they are almost as, or even more random than E-R graphs for exactly the same edge densities. To circumvent this, ad-hoc measures of modularity have been introduced [18], to precisely capture how removed a graph is from ‘scale-freeness’ by comparing any graph to a scale-free randomized version of itself,

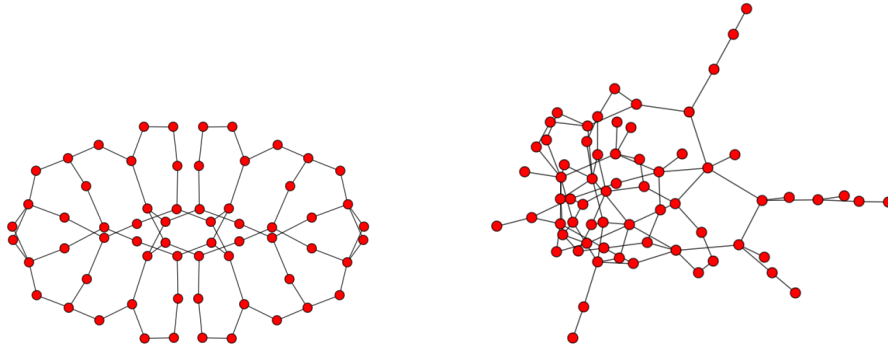


Figure 2: A regular *antelope* graph (left) and an Erdős-Rényi (E-R) graph (right) with the same number of edges and nodes, therefore the same adjacency matrix dimension and exactly the same edge density  $0.03979\dots$  can have very different properties. Specifically, one can be recursively (algorithmically) generated while the other is random looking. One would wish to capture this essential difference.

and thereby compelling consideration of a pre-selected feature of interest (‘scale-freeness’).

Furthermore, an E-R graph can be recursively (algorithmically) generated or not, and so its Shannon Entropy has no connection to the causal, algorithmic information content of the graph and can only provide clues for low Entropy graphs that can be characterized by other graph-theoretic properties, without need of an entropic characterization.

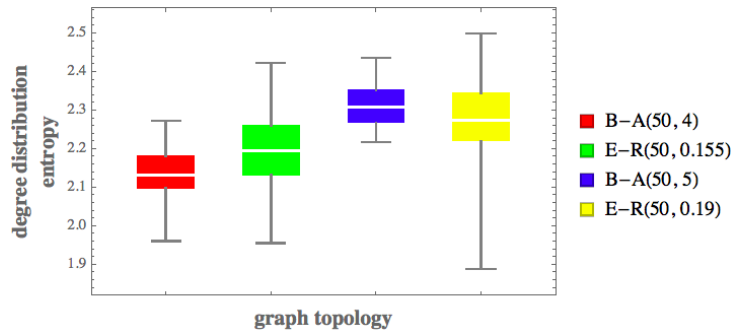


Figure 3: . Box plot of Entropy values applied to the degree-sequence distribution of 10 scale-free (B-A) and 10 E-R graphs with  $n = 50$  nodes and the same parameters. Results may mislead as to the generative quality of each group of graphs, suggesting that B-A are as or more random than E-R graphs, despite their recursive (causal/algorithmic and deterministic) nature, whereas in fact this should make B-A networks more random than E-R graphs. Here the E-R graphs have exactly the same edge density as the B-A graphs for 4 and 5 preferential attached edges per node.

### 3.2. A low complexity but high Entropy graph

We introduce a method to build a family of recursive graphs with maximal Entropy but low algorithmic complexity, hence graphs that appear statistically random but are, however, of low algorithmic randomness and thus causally (recursively) generated. Moreover, these graphs may have maximal Entropy for some lossless descriptions but minimal Entropy

for other lossless descriptions of exactly the same objects, with both descriptions characterizing the same object and only that object, thereby demonstrating how Entropy fails at unequivocally and unambiguously characterizing a graph independent of a particular feature of interest. We denote by ‘ZK’ the graph (unequivocally) constructed as follows:

1. Let  $1 \rightarrow 2$  be a starting graph  $G$  connecting a node with label 1 to a node with label 2
2. If a node with label  $n$  has degree  $n$ , we call it a *core node*, otherwise, we call it a *supportive node*.
2. Iteratively add a node  $n+1$  to  $G$  such that the number of core nodes in  $G$  is maximized. The resulting graph is typified by the one in Figs. 4 that we denote by ZK.

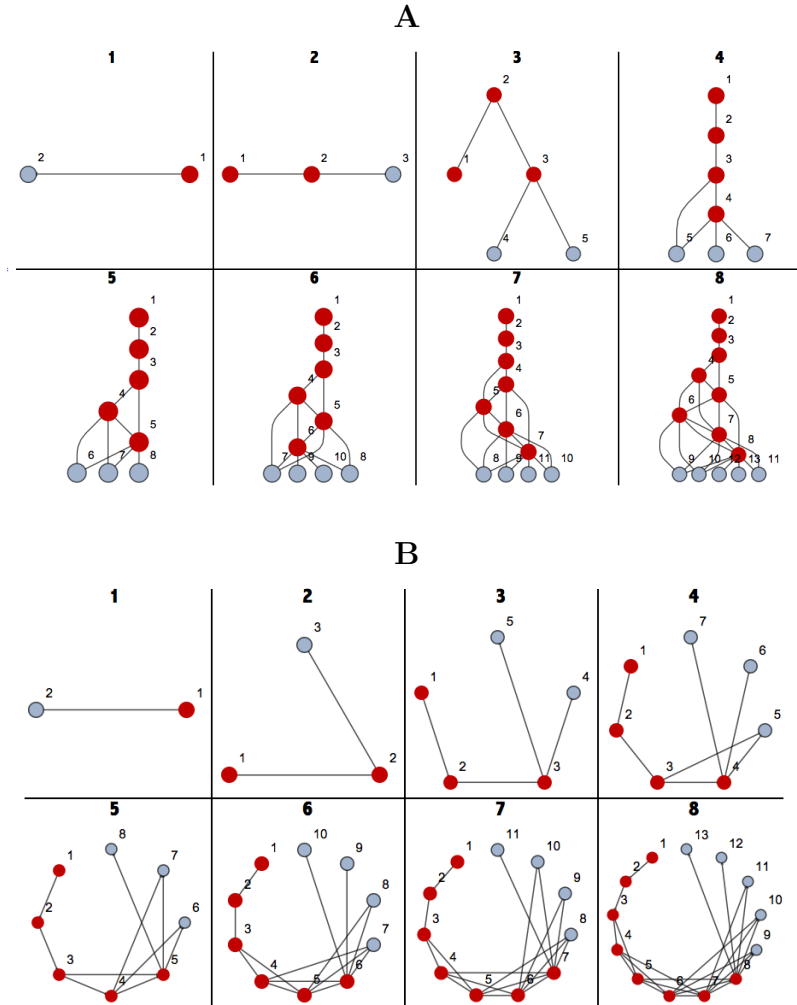


Figure 4: . Tree-like (A) and radial representation (B) of the same ZK graph with maximal Entropy degree sequence by construction, starting from iteration 2 to 8, adding a node at a time.

### 3.3. Properties of the recursive ZK graph

The degree sequence of the labeled nodes  $1, 2, \dots, n$  is the Champernowne constant [5] in base 10, a transcendental real whose decimal expansion is Borel normal [2], constructed by concatenating representations of successive integers

$$C_{10} = 0.1234567891011121314151617181920 \dots$$

whose digits are the labelled node degrees of  $G$  for  $n = 20$  iterations (sequence A033307 in the OEIS).

The sequence of edges is a recurrence relation built upon values of previous iteration values between core and supportive nodes, defined by:

$$\lfloor 1/r \rfloor + \lfloor 2/r \rfloor + \dots + \lfloor n/r \rfloor$$

where  $r = (1 + \sqrt{5})/2$  is the golden ratio and  $\lfloor \cdot \rfloor$  = the floor function (sequence A183136 in the OEIS) whose values are 1, 2, 4, 7, 10, 14, 18, 23, 29, 35, 42, 50, 58, 67, 76, 86, 97, 108, 120, 132, 145 for  $n = 20$ .

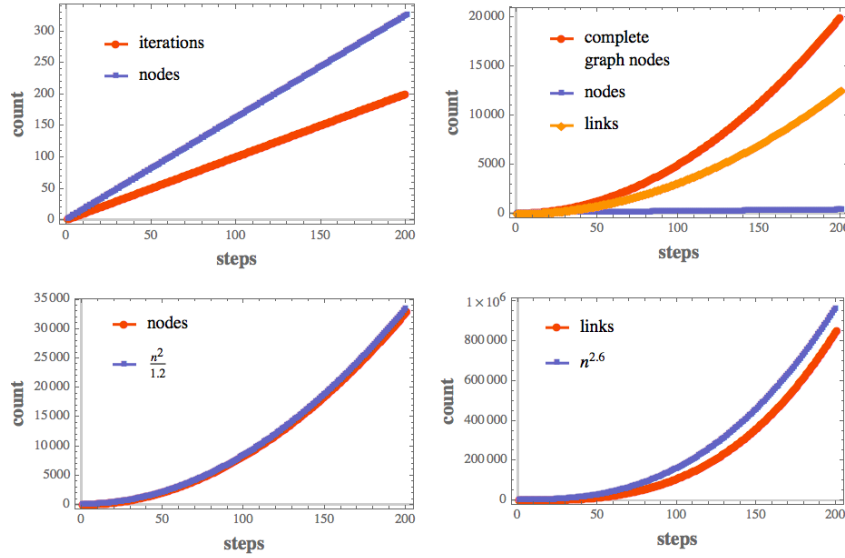


Figure 5: Basic node and link growth properties and corresponding fitted (polynomial) lines.

**Definition 3.2.**  $ZK^n$  is a graph with at least one node with degree  $x$  where  $\forall x \in 1 \dots n$ .

$ZK_m^n$  has been used where we want to emphasize the number of generation- or time-steps in the process of constructing  $ZK^n$ . The symbol  $\Delta(ZK)$  denotes the maximum degree of the graph. Nodes in the ZK graph belong to two types: core and supportive nodes.

**Definition 3.3.** Node  $x$  is a core node iff  $\exists m \in \{1 \dots n - 3\}$  such that  $x \in \Delta(ZK_m^n)$ . Otherwise it is a supportive node.



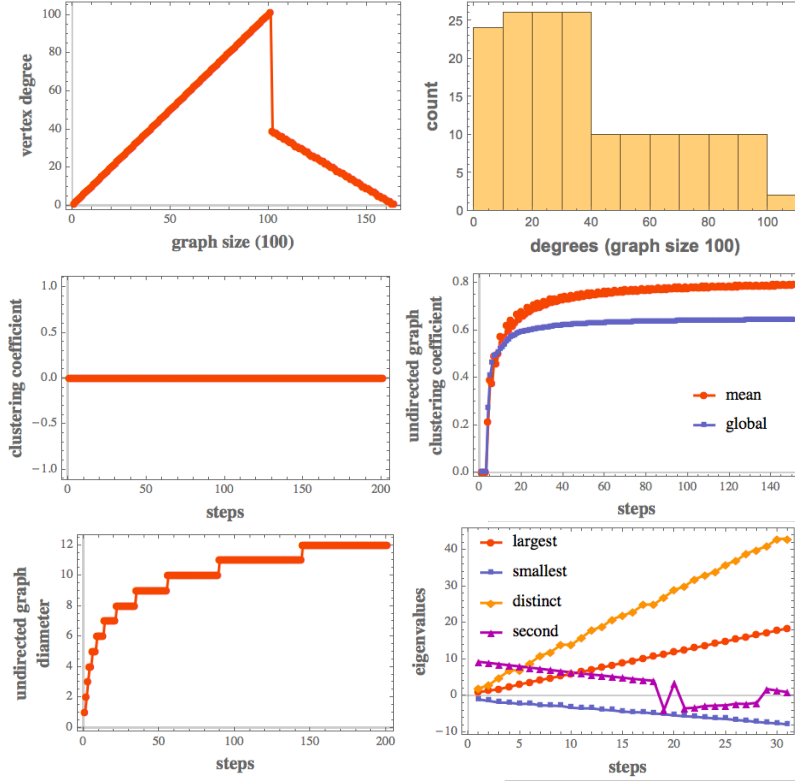


Figure 6: Graph theoretic and dynamic properties of the recursive ‘ZK’ graph. Despite the trivial construction of the recursive network, it displays all sort of interesting convergent and divergent non-trivial graph-theoretic, dynamic and complexity properties. For example, the clustering coefficient of the undirected graph asymptotically converges to 0.65 and some properties grow or decrease linearly while others polynomially. Entropy on different graph descriptions diverge and become trivially dependable on other simple functions (e.g. edge density or degree sequence normality). In contrast, methods based on algorithmic probability (c.f. 5) assign lower complexity to the graph than both Entropy and lossless compression algorithms (e.g. here depicted Compress) that are based on Entropy rate (word repetition). While useful for quantifying specific features of the graph that may appear interesting, no graph-theoretic or entropic measure can account for the low (algorithmic) randomness and therefore (high) causal content of the network.

**Theorem 3.1.** *To convert  $ZK^r - 1$  to  $ZK^r$ , we need to add two supportive nodes to  $ZK^r - 1$  if  $r$  is odd or one supportive node if  $r$  is even.*

*Proof. By induction*

**The basis:**  $ZK^3$  has 3 core nodes denoted by  $c^3$  and two supportive nodes denoted by  $s^3$ . As described in the construction procedure, to convert  $ZK^3$  to  $ZK^4$ , we choose a supportive node with maximum degree. Here, since we have only  $s^3$  nodes their degree is one. So we need to connect to 3 other supportive nodes. As we have only one left, we need to add two supportive nodes. Now,  $ZK^4$  has 3 supportive nodes, two of them are new,  $s^4$ , and one old,  $s^3$ . The old one is of degree two, and we need to convert it to 5; we have two other supportive nodes left, so we need a new supportive node  $s^4$ . Therefore, the assumption

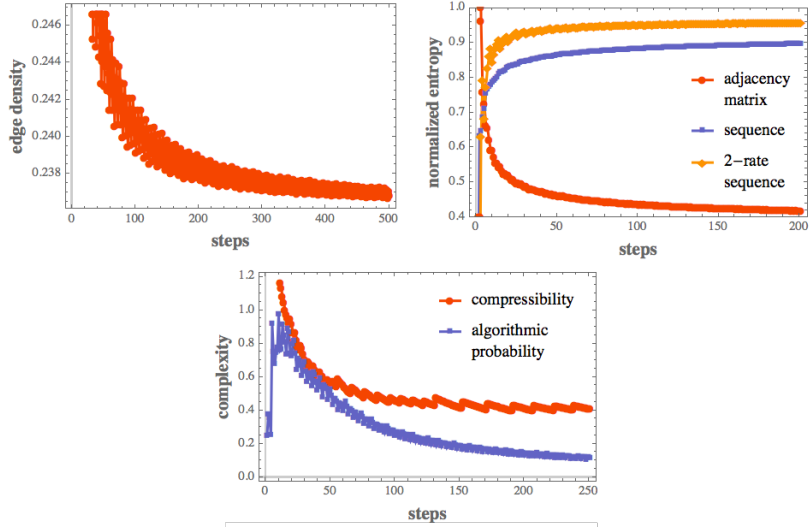


Figure 7: ZK randomness and information content according to lossless compression Entropy and a technique, other than compression, that uses the concept of algorithmic probability to approximate algorithmic complexity [26, 24, 25]. This means that randomness characterizations by algorithmic complexity are robust, as they are independent of object descriptions and are therefore parameter-free, meaning that there is no need for pre-selection or arbitrary selection of features of interest for proper graph profiling.

is true for  $ZK^3$  and  $ZK^4$  (the basis).

**Inductive step:** Now, if we assume that it is true for  $ZK^{n-1}$ , then it is true for  $ZK^n$ .

We consider two cases:

1.  $n - 1$  is odd
2.  $n - 1$  is even

**Case one** If  $n - 1$  is odd then  $n - 2$  is even, which means we have added one supportive node with degree one, and to convert  $ZK^{n-1}$  to  $ZK^n$  we need to have a core node with degree  $n$ . The maximum degree of a supportive node is  $n - 3$  and we have only one supportive node which is not connected to the core candidate node, which implies that the core candidate node will be  $n - 2$ , and we would need to add 2 extra supportive nodes to our graph.

**Case two** If  $n - 1$  is even then  $n - 2$  is odd, and therefore  $ZK^{n-1}$  has two supportive nodes with degree one (they have only been connected to the last core nodes). So we would need to add only one node to convert the supportive node with maximum degree to a core node with degree  $n$ .  $\square$

**Corollary 3.1.**

1. if  $n$  is odd then  $|V(ZK^n)| = 2n - 2$
2.  $n - 1$  is even  $|V(ZK^n)| = 2n - 1$

**Theorem 3.2.**  $\forall r \in 1 \cdots n$  there is a maximum of 3 nodes with degree  $r$  in  $ZK^n$

*Proof.* By induction

**The basis:** The assumption is true for  $ZK^3$

**Inductive step:** if we assume  $ZK^{(n-1)}$  have  $\forall r \in 1 \cdots n-1$  there is a maximum of 3 nodes with degree  $r \in ZK^{n-1}$  then  $\forall r \in 1 \cdots n$ , then there is a maximum of 3 nodes with degree  $r \in ZK^n$ .

The proof is direct using theorem 3.1. To generate  $ZK^n$ , we add a maximum of two supportive nodes. These nodes have degree one and there is no node with degree one except the first core node (core node with degree 1). Thus we have a maximum of 3 nodes with degree one. The degree of all other supportive nodes will be increased by one, which, based on the hypothesis of induction, has not been repeated more than 3 times.  $\square$

**Theorem 3.3.**  $ZK$  is of maximal degree-sequence Entropy.

*Proof.* The degree sequence of the ZK graph can be divided into 2 parts:

1. A dominating degree subsequence associated with the core nodes (always longer than subsequence 2 of supporting nodes) generated by the infinite series:

$$C_{10} = \sum_{n=1}^{\infty} \sum_{k=10^{n-1}}^{10^n-1} \frac{k}{10^{n(k-10^{n-1}+1)+9 \sum_{\ell=1}^{n-1} 10^{\ell-1} \ell}}$$

that produces the Champernowne constant  $C_{10}$ , which is Borel normal [2, 5].

1. A second degree sequence associated with the supportive nodes, whose digits do not repeat more than 3 times, and therefore, by Theorem 3.2, has a maximal  $n$ -order Entropy rate for  $n > 2$  and a high Entropy rate for  $n < 2$ .

Therefore, the degree sequence of ZK is asymptotically of maximal Entropy rate.  $\square$

**Theorem 3.4.** The ZK graph is of low algorithmic (Kolmogorov-Chaitin) complexity.

*Proof.* By demonstration. The computer generated program of the ZK graph written in the Wolfram Language, is:

```
AddEdges[graph_] :=
EdgeAdd[graph,
Rule@@@Distribute[{Max[VertexDegree[graph]] + 1,
Table[i, {i, (Max[VertexDegree[graph]] +
2), (Max[VertexDegree[graph]] +
1) + (Max[VertexDegree[graph]] + 1) -
VertexDegree[graph, Max[VertexDegree[graph]] + 1]}], List]]
```

The graph can be constructed recursively for any number of nodes  $n$  by nesting the `AddEdges[]` function as follows:

```
Nest[AddEdges, Graph[{1 -> 2}, n]
```

starting from the graph defined by  $1 \rightarrow 2$  as initial condition.

The length of `NestList` with `AddEdges` and the initial condition in bytes is the algorithmic complexity of ZK, which grows by only  $\log_1 0i$  and is therefore of low algorithmic randomness.  $\square$

We now show that we can fully reconstruct ZK from the degree sequence. As we know that we could also reconstruct ZK from its adjacency matrix, we therefore have it that both are lossless descriptions from which ZK can be fully reconstructed and for which Entropy provides contradictory values depending on the feature of interest.

**Theorem 3.5.**  $\forall n \in \mathbb{N}$ , all instances of  $ZK^n$  are isomorphic.

*Proof.* The only degree of freedom in graph reconstruction is the selection of a *supportive node* to convert to a *core node* when there are several supportive nodes of maximal degree. As has been proven in Theorem 3.1, the number of nodes which are added to a graph is independent of the supportive node selected for conversion to a core node. In any instance of a graph the number of nodes and edges are equal, and it is clear that by mapping the selected node in each step in any instance of a graph to the selected node in the corresponding step in another instance  $ZK^m$  we get  $[f : V(ZK^n) \Rightarrow V(ZK^m)]$ , such that  $f$  is a bijection (both one-one and superimposed one on the other).  $\square$

And finally, we have to prove that all isomorphic graphs have about the same (e.g. low) algorithmic complexity:

**Theorem 3.6.** Let  $G'$  be an isomorphic graph of  $G$ . Then  $K(G') \sim K(G)$  for all  $K(G') \in \text{Aut}(G)$ , where  $\text{Aut}(G)$  is the automorphism group of  $G$ .

*Proof.* The idea is that if there is a significantly shorter program  $p'$  for generating  $G$  compared to a program  $p$  generating  $\text{Aut}(G)$ , we can use  $p'$  to generate  $\text{Aut}(G)$  via  $G$  and a relatively short program  $c$  that tries, e.g., all permutations, and checks for isomorphism. Let's assume that there exists a program  $p'$  such that  $||p'| - |p|| > c$ , i.e. the difference is not bounded by any constant, and that  $K(G) = |p'|$ . We can replace  $p$  by  $p' + c$  to generate  $\text{Aut}(G)$  such that  $K(\text{Aut}(G)) = p' + c$ , where  $c$  is a constant independent of  $G'$  that represents the size of the shortest program that generates  $\text{Auth}(G)$ , given any  $G$ . Then we have it that  $|K(\text{Aut}(G)) - K(G)| < c$ , which is contrary to the assumption.  $\square$

The number of Borel-normal numbers that can be used as the degree sequence of a graph is determined by the necessary and sufficient conditions in [6] and is numerable infinite.

### 3.4. Degree-sequence targeted Entropy-deceiving graph construction

Taking advantage of the correlation between 2 variables  $X_1, X_2$  (starting independently) with the same probability distribution, let  $M$  be a  $2 \times 2$  matrix with rows normalized to 1. Consider the random variables  $Y_1, Y_2$  which satisfy

$$(Y_1, Y_2) = (M.X_1, M.X_2)$$

The correlation between  $Y_1$  and  $Y_2$  is just the inner product between the two rows of  $M$ . This can be used to generate a degree distribution of a graph with any particular Entropy, provided the resulting degree sequence complies or is completed according to the necessary and sufficient conditions for building a graph [6].

## 4. Graph Entropy versus Graph Algorithmic Complexity

### 4.1. Algorithmic complexity invariance vis-à-vis object description

While this paper does not focus on alternatives to graph Entropy, we point out alternative directions for exploring robust (if semi-computable) approaches to graph complexity. These new developments have been introduced together with actual numerical tools showing that one can not only robustly define the algorithmic complexity of labelled graphs independent of description language, but also of unlabelled graphs, as set forth in [24, 25], in particular:

**Definition 4.1.** *Algorithmic Complexity of unlabelled graphs: Let  $D(G)$  be a lossless description of  $G$  and  $Aut(G)$  its automorphism group. Then,*

$$C(G) = \min\{C(D(G)) | D(G) \in S(Aut(G))\}$$

where  $C(G)$  is the algorithmic (Kolmogorov-Chaitin) complexity of the graph  $G$  as introduced in [24, 25] (the shortest computer program that produces  $G$  upon halting) and  $S(Aut(G))$  is the set of all  $D$  descriptions for all graphs in  $Aut(G)$ , independent of  $D$  (per the invariance theorem). Which, unlike graph Entropy, is robust [25]. In [24], it was in fact shown that a labelled graph algorithmic complexity estimation is a good approximation of the algorithmic complexity of the graph automorphism group (i.e. the unlabelled graph complexity), and is correlated in one direction to the automorphism group count.

### 4.2. The fragility of Entropy and computable measures vis-à-vis object description

In contrast to algorithmic complexity, no computable measure of complexity can test for all (Turing) computable regularities in a dataset [11]. That is, there is no test that can be implemented as a Turing machine that takes the data as input and indicates whether the data has a regularity upon halting (regularities such as “every 5th place is occupied by a consecutive prime number”, to mention one example among an infinite number of possibilities).

**Definition 4.2.** *A computable regularity is a regularity for which a test can be set as a computer program running on a specific-purpose Turing machine testing for that regularity.*

Common statistical tests, for example, are computable because they are designed to be effective, but no computable *universal* measure of complexity can test for every computable regularity. In other words, for every computable measure capturing a data feature  $X$  intended to quantify the random content of the data, one can devise a mechanistic procedure producing  $X$  that deceptively simulates the said measure for all other features.

Moreover, for every effective feature, one can devise/conceive an effective measure to test for it, but there is no computable measure able to implement a universal statistical test [11]. This means that for every effective (computable) property/feature  $X$  of a computable object  $S$ , there is a computable measure  $T$  to test for  $X$  in  $S$  (or any object like  $S$ ), but no computable measure  $T'$  exists to test for every feature  $X$  in  $S$  (and all the effectively enumerable computable objects like  $S$ ).

Let  $D$  be a lossless description of an object  $G$ . Then  $D$  can be used to reconstruct  $G$ , and in fact there is no essential distinction between  $D$  and  $G$ , merely a conventional one. We have shown that, unlike  $K$  and its invariance theorem:

**Theorem 4.1.** *For a computable measure  $H$ , such as Shannon Entropy, there is no constant  $c$  or logarithmic term such that  $|H(G_{D_1}) - H(G_{D_2})| < c$  or  $|H(G_{D_1}) - H(G_{D_2})| < \log |G|$  as a function of the size of  $G$  bounding the difference.*

In other words, the Shannon Entropy  $H$  values for the same object diverge for different object lossless descriptions and is therefore not a robust measure of complexity.

## 5. Conclusion

The methods introduced here allow the construction of ‘Borel-normal pseudo-random graphs’, uncomputable number-based graphs and algorithmically produced graphs, illustrating the shortcomings of graph-theoretic and Entropy approaches to graph complexity beyond random feature selection, and their deficiency when it comes to profiling graph randomness.

We have shown that Entropy fails to characterize absolute randomness, citing specific complexity-deceiving graphs for which Entropy retrieves disparate values when the same object is described differently, even if the descriptions allow the reconstruction of exactly the same object and therefore essentially are the same object up to a simple algorithmic translation/transformation. This drawback of Shannon Entropy is all the more serious because it is usually overlooked, unlike the traditional challenge of dependence on probability distribution.

This means that one needs to choose a description of interest to apply a definition of entropy, such as the adjacency matrix of a network or its degree sequence, but as soon as the choice is made, Entropy becomes a trivial function only characterizing the description of interest and nothing else. In the case of, for example, the adjacency matrix of a network, Entropy becomes a function of edge density, while for degree sequence Entropy becomes a function of sequence normality. Entropy can thus trivially be replaced by such functions without any loss.

New developments, however, promise better routes to universal measures of (graph) complexity more independent of object description and therefore better equipped to profile general properties that may have been or not previously identified [24, 25].

The methods introduced here may also help to build more robust models of randomized graphs for use in comparing properties of graphs that may or may not have a property of interest against an agnostic model with stable measures of complexity.

## References

- [1] Barabási A.-L., R. Albert, Emergence of scaling in random networks, *Science*, 286 (5439): 509–512, 1999.
- [2] Borel, E. Les probabilités dénombrables et leurs applications arithmétiques, *Rendiconti del Circolo Matematico di Palermo* 27: 247–271, 1909.
- [3] C.S. Calude, M.J. Dinneen, and C.-K. Shu. Computing a Glimpse of Randomness, *Experimental Mathematics*, vol. 11, No. 3, pp 361–370, 2002.
- [4] G.J. Chaitin, On the Length of Programs for Computing Finite Binary Sequences, *Journal of the ACM*, 13 (4): 547–569, 1966.
- [5] Champernowne, D.G. The construction of decimals normal in the scale of ten, *Journal of the London Mathematical Society*, vol. 8, pp. 254–260, 1933.
- [6] Hyunju K., Zoltan T., P.L Erdős, I. Miklós and L.A. Székely, Degree-based graph construction, *J. Phys. A: Math. Theor.* 42 (2009)
- [7] Kolmogorov, A.N., Three approaches to the quantitative definition of information, *Problems of information transmission*, 1(1), pp.1–7, 1965.
- [8] Levin, L.A., Laws of information conservation (nongrowth) and aspects of the foundation of probability theory. *Problemy Peredachi Informatsii*, 10(3), pp.30–35, 1974.
- [9] Li, M. and Vitányi, P., *An introduction to Kolmogorov complexity and its applications*, Springer Verlag, 2009.
- [10] Guoxiang Lu, Bingqing Li, and Lijia Wang. Some New Properties for Degree-Based Graph Entropies, *Entropy*, 17(12), 8217–8227, 2015.
- [11] Martin-Löf, P., The definition of random sequences, *Information and control*, 9(6), pp.602–619, 1966.
- [12] Milo R., Shen-Orr S., Itzkovitz S., Kashtan N., Chklovskii D., Alon U. Network Motifs: Simple Building Blocks of Complex Networks. *Science*, 298 (5594): 824–827, 2002.
- [13] A. Mowshowitz and M. Dehmer, Entropy and the Complexity of Graphs Revisited, *Entropy* 181, 57–78, 2012.
- [14] Dehmer, M. Mowshowitz, A. History of graph Entropy measures, *Information Sciences* 181, 57–78, 2011.
- [15] Shannon, C.E., A Mathematical Theory of Communication, Bell System Technical Journal, vol. 27, pp. 379–423, 623–656, 1948.
- [16] Shen-Orr S., Milo R., Mangan S., Alon U., Network motifs in the transcriptional regulation network of Escherichia coli. *Nature Genetics*, 31 (1): 64–68, 2002.
- [17] G Simonyi, Graph entropy: a survey, *Combinatorial Optimization* 20, 399–441, 1995.
- [18] R.V. Solé and S. Valverde, Spontaneous emergence of modularity in cellular networks, *Journal of The Royal Society Interface*, 5(18), 129–133, 2008.
- [19] Soler-Toscano, F., Zenil, H., Delahaye, J.P. and Gauvrit, N., Calculating Kolmogorov complexity from the output frequency distributions of small Turing machines. *PloS one*, 9(5), p.e96223, 2014.
- [20] Solomonoff, R.J., A formal theory of inductive inference. Part I. *Information and control*, 7(1), pp.1–22, 1964.
- [21] Ziv, J. and Lempel, A., Compression of individual sequences via variable-rate coding. *IEEE transactions on Information Theory*, 24(5), pp.530–536, 1978.

- [22] Zenil, H., Soler-Toscano, F., Kiani, N.A., Hernández-Orozco and S., Rueda-Toicen, A., A Decomposition Method for Global Evaluation of Shannon Entropy and Local Estimations of Algorithmic Complexity, submitted.
- [23] Zenil, H., Small Data Matters, Correlation versus Causation and Algorithmic Data Analytics. Predictability in the world: philosophy and science in the complex world of Big Data, Springer Verlag, 2013.
- [24] Zenil, H., Soler-Toscano, F., Dingle, K., and Louis, A., Correlation of Automorphism Group Size and Topological Properties with Program-size Complexity Evaluations of Graphs and Complex Networks. *Physica A: Statistical Mechanics and its Applications*, vol. 404, pp. 341-358, 2014.
- [25] Zenil, H., Kiani, N.A. and Tegnér, J., Methods of information theory and algorithmic complexity for network biology. *Seminars in cell & developmental biology*, vol. 51, pp. 32-43, 2016.
- [26] Zenil, H., Soler-Toscano, F., Delahaye, J.P. and Gauvrit, N., Two-dimensional Kolmogorov complexity and an empirical validation of the Coding Theorem Method by compressibility. *PeerJ Computer Science*, 1, p.e23, 2015.