

# ON THE ROTATION SPEED OF THE MILKY WAY DETERMINED FROM H I EMISSION

M. J. Reid<sup>1</sup> & T. M. Dame<sup>1</sup>

## ABSTRACT

The circular rotation speed of the Milky Way at the solar radius,  $\Theta_0$ , has been estimated to be  $220 \text{ km s}^{-1}$  by fitting the maximum velocity of H I emission as a function of Galactic longitude. This result is in tension with a recent estimate of  $\Theta_0 = 240 \text{ km s}^{-1}$ , based on VLBI parallaxes and proper motions from the BeSSeL and VERA surveys for large numbers of high-mass star forming regions across the Milky Way. We find that the rotation curve best fitted to the VLBI data is slightly curved, and that this curvature results in a biased estimate of  $\Theta_0$  from the H I data when a flat rotation curve is assumed. This relieves the tension between the methods and favors  $\Theta_0 = 240 \text{ km s}^{-1}$ .

*Subject headings:* Galaxy: structure – Galaxy: kinematics and dynamics – Galaxy: fundamental parameters – ISM: HI

## 1. Introduction

The rotation speed of the Milky Way,  $\Theta_0$ , at the distance of the Sun from its center,  $R_0$ , is a fundamental parameter for both Galactic and Local Group dynamics. The value of  $\Theta_0$  is needed to convert velocities from the observed Heliocentric frame to a Galactocentric frame, and it is key to estimating the mass of the Milky Way. One can find estimates of  $\Theta_0$  ranging from about  $170$  to  $270 \text{ km s}^{-1}$  in the literature over the past several decades. In 1985, the IAU recommended  $\Theta_0 = 220 \text{ km s}^{-1}$  (Kerr & Lynden-Bell 1986), in part based on a particularly compelling analysis by Gunn, Knapp & Tremaine (1979) (hereafter, GKT) of

---

<sup>1</sup>Harvard-Smithsonian Center for Astrophysics, 60 Garden Street, Cambridge, MA 02138, USA

the maximum observed velocity of H I emission as a function of Galactic longitude measured in the inner Milky Way. <sup>2</sup>

Recent measurements of large numbers of trigonometric parallaxes for masers associated with high-mass star forming regions with Very Long Baseline Interferometry (VLBI) have provided full 3-dimensional velocities along with “gold standard” distances to sources across large portions of the Milky Way (Honma et al. 2012; Reid et al. 2014). Modeling the most recent data suggests a value of  $\Theta_0$  of  $240 \pm 8 \text{ km s}^{-1}$  (Reid et al. 2014), significantly greater than the IAU recommendation. Independently, the *apparent* motion of Sgr A\*, assumed to be the reflex of the Solar orbit about the Galactic center, yields a similar value for  $\Theta_0$ , provided  $R_0 \approx 8.3 \text{ kpc}$  (Ghez et al. 2008; Gillessen et al. 2009; Do et al. 2013; Reid et al. 2014).

Of course, other estimates of  $\Theta_0$  can be found in the recent literature. In particular, Bovy et al. (2012) argue for  $\Theta_0 \approx 220 \text{ km s}^{-1}$ , coupled with a very large value of the Sun’s peculiar motion in the direction of Galactic rotation of  $V_\odot = 26 \text{ km s}^{-1}$ . ( $V_\odot = 15 \text{ km s}^{-1}$  is used to define Local Standard of Rest (LSR) velocities.) However, adopting a larger value for  $V_\odot$  would not relieve the tension between the H I estimate of  $\Theta_0 = 220 \text{ km s}^{-1}$  and the VLBI parallax and proper motion estimate of  $\Theta_0 = 240 \text{ km s}^{-1}$ , since it would lower both estimates.

In this paper, we explore the method of estimating  $\Theta_0$  from H I emission spectra in order to resolve this tension.

## 2. H I Tangent-point Emission

In Fig. 1, we reproduce the plot of the maximum LSR velocity of H I emission as a function of the sine of the Galactic longitude,  $l$ , from GKT. For any given longitude, the maximum positive velocity in the first quadrant (and maximum negative velocity in the fourth quadrant) should occur at the tangent point. Along a ray from the Sun at any longitude, the tangent point is the closest point to the Galactic center, and at this point the

---

<sup>2</sup> The same authors (Knapp, Tremaine & Gunn 1978) also estimated  $\Theta_0$  by modeling the most extreme H I velocities in the outer Galaxy, but subsequent work (e.g., Jackson 1985) demonstrated that the extreme velocities differed between the first and fourth quadrants, as did the radial scale length of H I in the outer Galaxy, a key input parameter in this analysis. Knapp (1988) ultimately concluded that the outer Galaxy data alone only constrain  $\Theta_0$  to a fairly broad range from 210 to 250  $\text{km s}^{-1}$ .

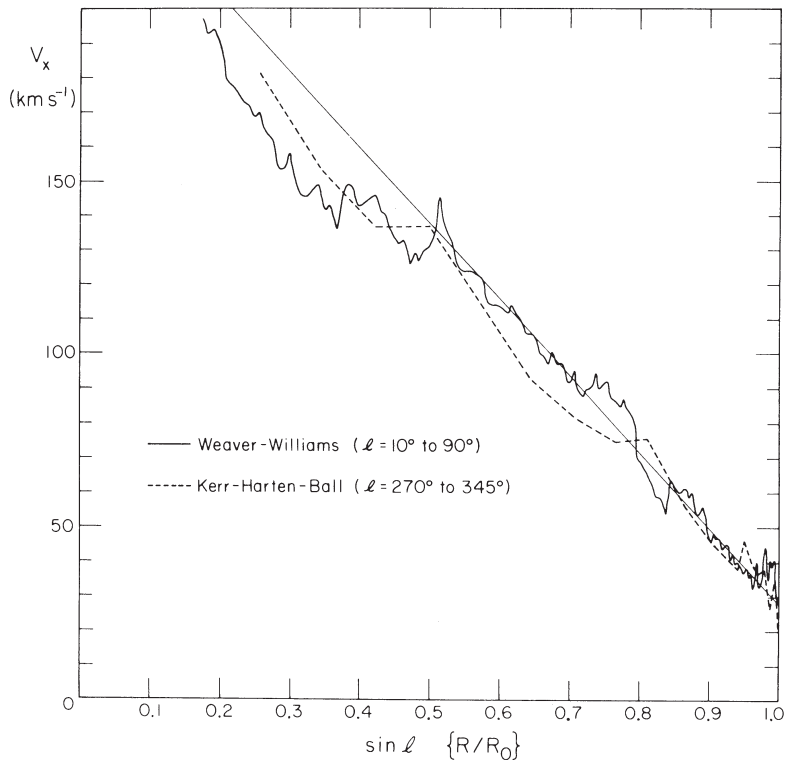


Fig. 1.— The maximum magnitude of LSR velocity,  $V_x$ , for H I emission versus sine of Galactic longitude, reproduced from Gunn, Knapp & Tremaine (1979). Their linear fit over the range of  $0.5 < \sin l < 1$  to the first quadrant data gives a slope and a corresponding estimate of  $\Theta_0$  of  $220 \text{ km s}^{-1}$ .

observed LSR velocity is given by

$$V_{tp} = \Theta(R_{tp}) - \Theta_0 \sin l \quad , \quad (1)$$

where  $\Theta(R_{tp})$  is the circular rotation speed at the tangent point radius from the Galactic center,  $R_{tp} = R_0 \sin l$ . GKT show traces of the magnitude of the maximum H I velocity,  $V_x$ , in the first and fourth Galactic quadrants. They fitted a straight line to the first quadrant trace over the range  $0.5 < \sin l < 1.0$ , yielding  $V_x = 28 + 220(1 - \sin l)$ . Note that at the tangent point for  $\sin l < 0.5$ , radii are  $\lesssim 4.2$  kpc and one expects significant non-circular motions for gas in the vicinity of the Galactic bar.

The slope of the fitted line gives a direct estimate of  $\Theta_0$ , provided the rotation curve of the Milky Way is flat between  $R_0/2$  and  $R_0$ . GKT give a formal error on the slope of  $3 \text{ km s}^{-1}$ , but add that a realistic uncertainty is  $10 \text{ km s}^{-1}$ , reflecting the possibility of a slight slope in the rotation curve. In particular, for a power-law form of the rotation curve, they rule out the possibility of  $\Theta_0 = 240 \text{ km s}^{-1}$ , as it would require a rising rotation curve with

an unrealistically large  $\Theta(3R_0) = 280 \text{ km s}^{-1}$ .

Over the years there has been discussion in the literature of the methods used to estimate  $V_x$  from H I spectra. GKT define  $V_x$  as the extreme velocity of emission brighter than 1.0 K, and treat the non-zero intercept ( $28 \text{ km s}^{-1}$ ) as owing to turbulent broadening. Of course, this value is sensitive to the method of estimating  $V_x$ . McClure-Griffiths & Dickey (2007) point out that H I absorption against continuum emission from H II regions can affect estimates of  $V_x$ , favoring interferometric spectra with high angular resolution, which allow editing of absorbed spectra. Also, instead of using a simple brightness threshold, they fit multiple components to the spectra to estimate  $V_x$ . However, while these improvements suggest a slightly rising rotation curve, their estimates of  $\Theta_0$  still fall well below  $240 \text{ km s}^{-1}$ , whether using the  $V_x$  method (see their Fig. 7) or re-scaling the forms of the well-cited rotation curves of Burton & Gordon (1978) or Brand & Blitz (1993) (see their Fig. 8).

### 3. The “Universal” Rotation Curve

VLBI parallaxes and proper motions, from the Bar and Spiral Structure Legacy (BeSSeL) Survey and the VLBI Exploration of Radio Astrometry (VERA) observations of molecular masers associated with high-mass star forming regions, should be excellent tracers of Galactic dynamics. Eighty sources from the combined surveys were modeled with various forms for the rotation curve by Reid et al. (2014). The best fitting model, shown in Fig. 2, used a “Universal” rotation curve of Persic, Salucci & Stell (1996). This formulation is well motivated by observations of large numbers of spiral galaxies. (Specifically, the curve is for an  $L_*$  galaxy ( $\beta = 0.72$ ), with  $V(R_{opt}) = 241 \text{ km s}^{-1}$ ,  $R_{opt} = 0.90R_0$  and  $R_0 = 8.34 \text{ kpc}$ .) Note that the fitted Universal rotation curve is nearly flat between about 5.5 and 8.0 kpc, but curves downward inside of 5.5 kpc. At 4.2 kpc ( $\approx R_0/2$ ) the rotation speed is  $228 \text{ km s}^{-1}$ , it peaks at  $241 \text{ km s}^{-1}$  at 7.2 kpc, and it declines very slightly to  $240 \text{ km s}^{-1}$  just past  $R_0$  (assumed to be 8.34 kpc).

As Fig. 3 shows,  $V_x$  predicted by the Universal rotation curve matches the highest velocity of H I emission very well over most of the inner Milky Way, and at  $\sin l < 0.5$  it provides a much better fit than for flat rotation curves with  $\Theta_0$  of 220 or  $240 \text{ km s}^{-1}$ . However, note that over the longitude range fitted by GKT ( $0.5 < \sin l < 1.0$ ), the Universal curve is roughly linear in  $V_x$  and can be approximated by a flat curve of  $220 \text{ km s}^{-1}$ . *This holds even though the Universal rotation curve has a circular velocity of  $240 \text{ km s}^{-1}$  at the solar radius and an average velocity of  $238 \text{ km s}^{-1}$  over the fitted range.*

To further demonstrate this point, in Fig. 4 we fit  $V_{tp}$  predicted by the Universal curve

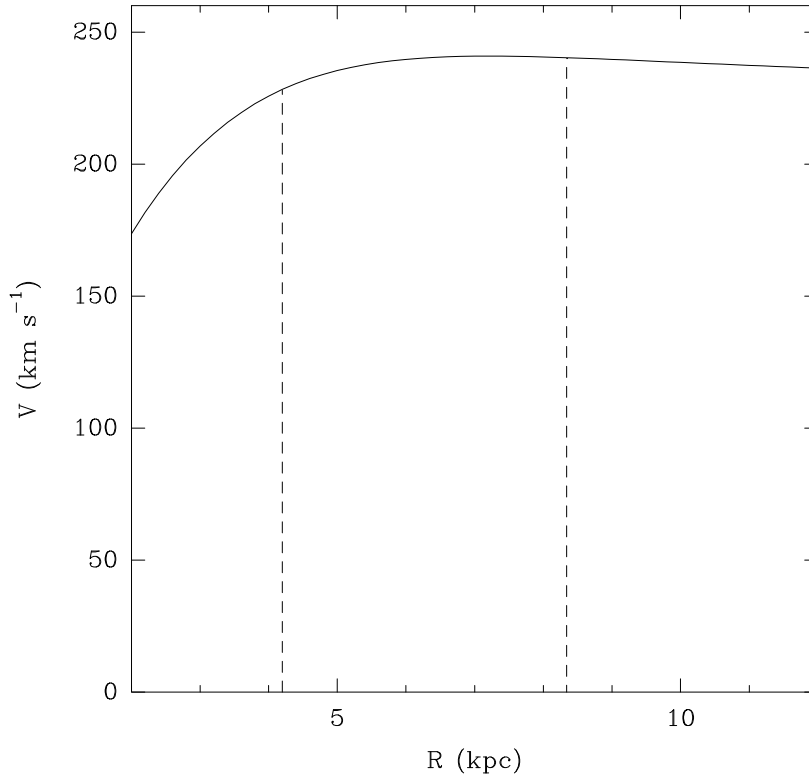


Fig. 2.— A rotation curve fitted to 80 VLBI parallaxes and proper motions of high-mass star forming regions by Reid et al. (2014), using the “Universal” rotation curve formulation of Persic, Salucci & Stell (1996). It rises to  $228 \text{ km s}^{-1}$  at  $4.2 \text{ kpc}$  ( $\approx R_0/2$ ), peaks at  $241 \text{ km s}^{-1}$  at  $R = 7.2 \text{ kpc}$ , and then declines very slowly at greater values of  $R$ . Dashed lines enclose the range of  $R_0/2$  to  $R_0$  used by GKT in fitting  $V_x$  versus  $1 - \sin l$  to estimate  $\Theta_0$  from  $\text{H I}$  emission in the inner Galaxy.

with a straight line over the GKT range of  $\sin l$  and find a slope of  $224 \text{ km s}^{-1}$ , consistent with the GKT result. Alternatively, simply defining a straight line by the rotation curve values at the endpoints of their fitting range yields a similar value of  $220 \text{ km s}^{-1}$ .

We conclude that a rotation curve that rises from  $228 \text{ km s}^{-1}$  at  $4.2 \text{ kpc}$  to  $241 \text{ km s}^{-1}$  at  $7.2 \text{ kpc}$  and then flattens, as does the Universal rotation curve fitted to the VLBI data, gives a biased estimate of  $\Theta_0$  that is low by about  $20 \text{ km s}^{-1}$ , when fitting a straight line to tangent-point velocities between radii of  $R_0/2$  and  $R_0$ . This resolves the apparent tension between the two methods of estimating  $\Theta_0$  and favors a value of  $240 \text{ km s}^{-1}$ .

*Facilities:* VLBA, VERA, EVN

## REFERENCES

- Bovy, J., Prieto, C. A., Beers, T. C. et al. 2012, *ApJ*, 759, 131
- Brand, J. & Blitz, L. 1993, *A&AS*, 275, 67
- Burton, W. B. & Gordon, M. A. 1978, *A&AS*, 63, 7
- Do, T. Martinez, G. D., Yelda, S. et al. 2013, *ApJ*, 779, L6
- Ghez, A. M., Salim, S. Weinberg, N. N. et al. 2008, *ApJ*, 689, 1044
- Gillessen, S., Eisenhauer, F., Trippe, S. et al. 2009, *ApJ*, 692, 1075
- Gunn, J. E., Knapp, G. R. & Tremaine, S. D. 1979, *AJ*, 84, 1181
- Honma, M., Nagayama, T., Ando, K, et al. 2012, *PASJ*, 64, 136
- Jackson, P. D. 1985, in *The Milky Way*, IAUS 106, eds. H. van Woerden, R. J. Allen & W. B. Burton, p.179
- Kalberla, P. M. W., Burton, W. B., Hartmann, Dap, et al. 2005, *A&AS*, 440, 775
- Kerr, F. J. & Lynden-Bell, D. 1986, *MNRAS*, 221, 1023
- Knapp, G. R. 1988, in *Lecture Notes in Physics*, eds. L. Blitz & F. J. Lockman (Springer-Verlag, Berlin), 306, 3
- Knapp, G. R., Tremaine, S. D. & Gunn, J. E. 1978, *AJ*, 83, 1585
- McClure-Griffiths, N. M. & Dickey, J. M. 2007, *ApJ*, 671, 427
- Persic, M., Salucci, P. & Stel, F. 1996, *MNRAS*, 281, 27
- Reid, M. J., Menten, K. M., Brunthaler, A. et al. 2014, *ApJ*, 783, 130

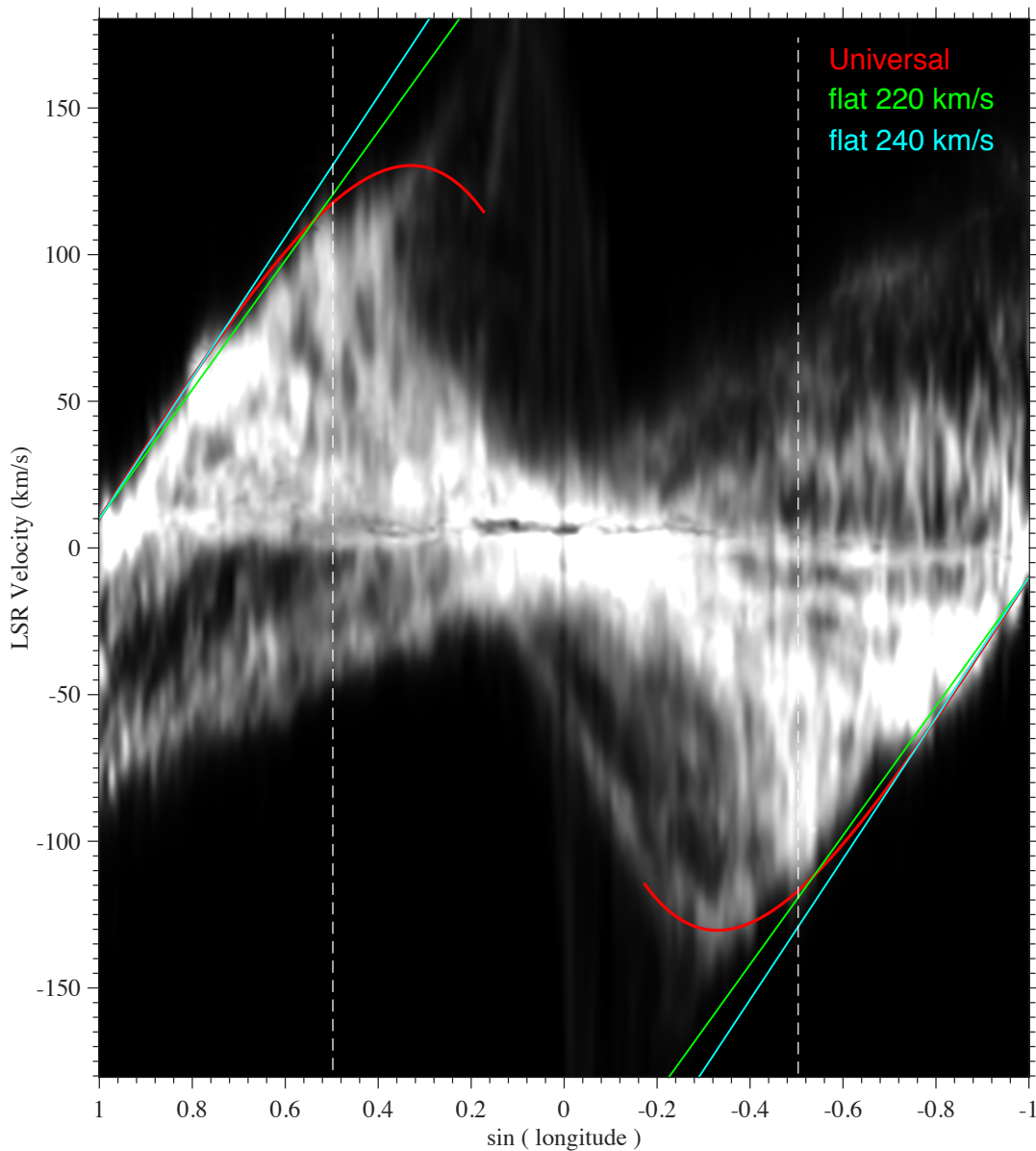


Fig. 3.— The maximum LSR velocity for three rotation curves versus the sine of Galactic longitude, superposed on H I emission (*grayscale*) from the Leiden/Argentine/Bonn Galactic H I Survey (Kalberla et al. 2005). Plotted are maximum velocities for flat rotation curves with  $\Theta_0 = 220$  and  $240 \text{ km s}^{-1}$  in *green* and *cyan* lines, respectively. Also plotted in *red* is the maximum velocity for the “Universal” rotation curve from Reid et al. (2014). All three curves assume a turbulent broadening of  $10 \text{ km s}^{-1}$ , appropriate for the grayscale stretch. *Dashed lines* indicate the range of  $\sin l = 0.5$  at  $R_0/2$  to  $\sin l = 1$  at  $R_0$  used by GKT when fitting  $V_x$  versus  $1 - \sin l$  to estimate  $\Theta_0$  from H I emission in the inner Galaxy.

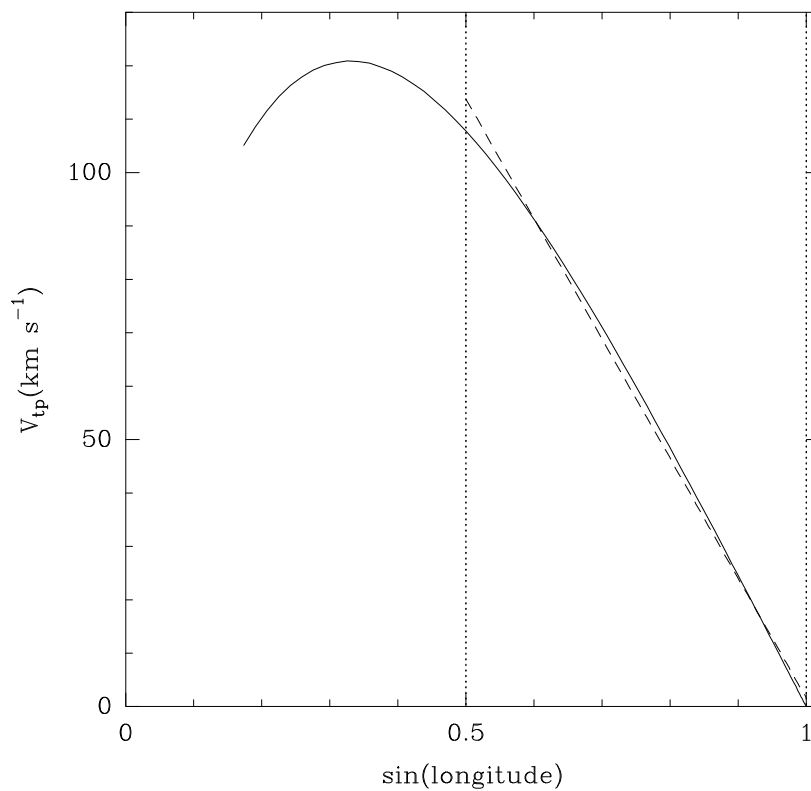


Fig. 4.— The tangent-point (maximum) velocity for the “Universal” rotation curve of Reid et al. (2014) versus the sine of Galactic longitude (*solid line*). A linear fit over the range indicated by the *dotted lines* of  $0.5 < \sin l < 1$  is shown with the *dashed line*. The slope of the linear fit is  $220 \text{ km s}^{-1}$ , even though the rotation curve never falls below  $228 \text{ km s}^{-1}$  and has an average value of  $238 \text{ km s}^{-1}$  over the fitted range.