

Approximation algorithms for the maximum weight internal spanning tree problem

Zhi-Zhong Chen^{*} Guohui Lin^{†‡} Lusheng Wang[§] Yong Chen^{¶†}

October 30, 2018

Abstract

Given a vertex-weighted connected graph $G = (V, E)$, the maximum weight internal spanning tree (MwIST for short) problem asks for a spanning tree T of G such that the total weight of the internal vertices in T is maximized. The un-weighted variant, denoted as MIST, is NP-hard and APX-hard, and the currently best approximation algorithm has a proven performance ratio $13/17$. The currently best approximation algorithm for MwIST only has a performance ratio $1/3 - \epsilon$, for any $\epsilon > 0$. In this paper, we present a simple algorithm based on a novel relationship between MwIST and the maximum weight matching, and show that it achieves a better approximation ratio of $1/2$. When restricted to claw-free graphs, a special case been previously studied, we design a $7/12$ -approximation algorithm.

Keywords: Maximum weight internal spanning tree; maximum weight matching; approximation algorithm; performance analysis

^{*}Division of Information System Design, Tokyo Denki University. Hatoyama, Saitama 350-0394, Japan. Email: zzchen@mail.dendai.ac.jp

[†]Department of Computing Science, University of Alberta. Edmonton, Alberta T6G 2E8, Canada. Email: guohui@ualberta.ca

[‡]Correspondence author.

[§]Department of Computer Science, City University of Hong Kong. Tat Chee Avenue, Kowloon, Hong Kong, China. Email: cswangl@cityu.edu.hk

[¶]Institute of Operational Research and Cybernetics, Hangzhou Dianzi University. Hangzhou, Zhejiang 310018, China. Email: yong5@ualberta.ca

1 Introduction

In the *maximum weight internal spanning tree* (MwIST for short) problem, we are given a vertex-weighted connected graph $G = (V, E)$, where each vertex v of V has a nonnegative weight $w(v)$, with the objective to compute a spanning tree T of G such that the total weight of the internal vertices in T , denoted as $w(T)$, is maximized. MwIST has applications in the network design for cost-efficient communication [18] and water supply [1].

When the vertex weights are uniform, or simply vertex-unweighted, the problem is referred to as the *maximum internal spanning tree* (MIST for short) problem. MIST is clearly NP-hard because it includes the NP-hard Hamiltonian-path [6] problem as a special case. Furthermore, MIST has been proven APX-hard [12], suggesting that it does not admit a polynomial-time approximation scheme (PTAS). In the literature, much research is done on designing (polynomial-time, if not specified) approximation algorithms for MIST to achieve the worst-case performance ratio as close to 1 as possible.

The probably first approximation for MIST is a local search algorithm, which achieves a ratio of $1/2$ and is due to Prieto and Sliper [14]. Salamon and Wiener [18] later modified slightly Prieto and Sliper's algorithm to make it run faster (in linear-time) while achieving the same ratio of $1/2$. Besides, two special cases of MIST were considered by Salamon and Wiener [18]: when restricted to claw-free graphs, they designed a $2/3$ -approximation algorithm; when restricted to cubic graphs, they designed a $5/6$ -approximation algorithm. Later, Salamon [17] proved that the $1/2$ -approximation algorithm in [18] actually achieves a performance ratio of $3/(r+1)$ for the MIST problem on r -regular graphs ($r \geq 3$). Based on local optimization, Salamon [16] presented an $O(n^4)$ -time $4/7$ -approximation algorithm for MIST restricted to graphs without leaves. The algorithm was subsequently simplified and re-analyzed by Knauer and Spoerhase [7] to run faster (in cubic time), and it becomes the first improved $3/5$ -approximation for the general MIST. Via a deeper local search strategy than those in [7] and [16], Li *et al.* [8] presented a further improved approximation algorithm for MIST with ratio $2/3$. At the same time, Li and Zhu [12] presented another $2/3$ -approximation algorithm for MIST.

Unlike the other previously known approximation algorithms for MIST, the $2/3$ -approximation by Li and Zhu [12] is based on a simple but crucial observation that the maximum number of internal vertices in a spanning tree of a graph G can be upper bounded by the maximum number of edges in a triangle-free 2-matching (a.k.a. path-cycle cover) of G . The time complexity of this approximation algorithm is dominated by computing the maximum triangle-free 2-matching, $O(nm^{1.5} \log n)$, where n and m are the numbers of vertices and edges in G , respectively. Li and Zhu [11] claimed that they are able to further improve their design to achieve a $3/4$ -approximation algorithm for MIST, of the same time complexity. Recently, Chen *et al.* [2] gave another $3/4$ -approximation algorithm for MIST, which is simpler than the one in [11]; and they showed that by applying three more new ideas, the algorithm can be refined into a $13/17$ -approximation algorithm for MIST of the same time complexity. This is currently the best approximation algorithm for MIST.

The parameterized MIST by the number of internal vertices k , and its special cases and variants, have also been extensively studied in the literature [14, 13, 15, 3, 5, 1, 4, 9, 10]. The best known kernel for the general problem has a size $2k$, which leads to the fastest known algorithm with running time $O(4^k n^{O(1)})$ [9].

For the vertex-weighted version, MwIST, Salamon [16] designed the first $O(n^4)$ -time $1/(2\Delta-3)$ -approximation algorithm, based on local search, where Δ is the maximum degree of a vertex in the input graph. For MwIST on claw-free graphs without leaves, Salamon [16] also designed an $O(n^4)$ -time $1/2$ -approximation algorithm. Subsequently, Knauer and Spoerhase [7] proposed the

first constant-ratio $1/(3 + \epsilon)$ -approximation algorithm for the general MwIST, for any constant $\epsilon > 0$. The algorithm is based on a new pseudo-polynomial time local search algorithm, that starts with a depth-first-search tree and applies six rules to reach a local optimum. It yields a $1/3$ -approximation for MwIST and then is extended to a polynomial time $1/(3 + \epsilon)$ -approximation scheme. The authors also showed that the ratio of $1/3$ is asymptotically tight.

In this paper, we deal with the MwIST problem. We first prove a novel relationship between the total weight of the internal vertices in a spanning tree of the given vertex-weighted graph and the maximum weight matching of an edge-weighted graph, that is constructed out of the given vertex-weighted graph. Based on this relationship, we present a simple $1/2$ -approximation algorithm for MwIST; this ratio $1/2$ significantly improves upon the previous known ratio of $1/3$. When restricted to claw-free graphs, a special case previously studied in [18, 16], we design a $7/12$ -approximation algorithm, improving the previous best ratio of $1/2$.

2 The $1/2$ -approximation algorithm

Recall that in the MwIST problem, we are given a connected graph $G = (V, E)$, where each vertex v of V has a nonnegative weight $w(v)$, with the objective to compute a spanning tree T of G such that the total weight of the internal vertices in T , denoted as $w(T)$, is maximized. We note that for such an objective function, we may assume without loss of generality that every leaf in the given graph G has weight 0.

We construct an edge-weighted graph based on $G = (V, E)$. In fact, the structure of new graph is identical to that of G : the vertex set is still V , but instead the vertices have no weights; the edge set is still E , where the weight of each edge $e = \{u, v\}$ is $w(e) = w(u) + w(v)$, i.e., the weight of an edge is the total weight of its two ending vertices. Since there is no ambiguity when we discuss the edge weights or the vertex weights, the new edge-weighted graph is still referred to as G . The weight of an edge subset refers to the total weight of the edges therein; while the weight of an acyclic subgraph refers to the total weight of the internal (and those surely will be internal) vertices therein.

Let M^* denote the maximum weight matching of (the edge-weighted graph) G , which can be computed in $O(n \min\{m \log n, n^2\})$ -time, where $n = |V|$ and $m = |E|$.

Lemma 1 *Given a spanning tree T of G , we can construct a matching M of G such that $w(T) \leq w(M)$.*

PROOF. We construct M iteratively by including an edge $e = \{u, v\}$ of T such that both u and v are non-leaves in the original tree of T , followed by removing all edges incident at u or v , as well as u and v , from T . This way, the total weight of the two internal vertices u and v in the original tree is transferred to M by adding the edge e to M . Therefore, at the time this iterative procedure stops, the total weight of the internal vertices removed from T equals to the weight of the current partial matching M .

Next, we iteratively include a remaining edge $e = \{u, v\}$ of T into M , followed by removing all edges incident at u or v , as well as u and v , from T . Note that exactly one of u and v is a non-leaf in the original tree of T , the weight of which, counted into $w(T)$, is no more than $w(e)$, counted into $w(M)$.

At the end of this procedure, T contains no edges but possibly some isolated vertices, all of which are leaves in the original tree of T . Since leaves in the original tree of T count nothing towards $w(T)$, we conclude that $w(T) \leq w(M)$. This proves the lemma. \square

The following corollary directly follows from Lemma 1, stating an upper bound on the total weight of an optimal solution to the MwIST problem.

Corollary 1 *Let T^* denote an optimal (maximum weight internal) spanning tree of G . Then, $w(T^*) \leq w(M^*)$.*

We next start with M^* to construct a spanning tree T . Let the edges of M^* be e_1, e_2, \dots, e_k ; let $e_j = \{a_j, b_j\}$, such that $w(a_j) \geq w(b_j)$, for all $j = 1, 2, \dots, k$. Note that there could be vertices of degree 0 in the spanning subgraph $G[V, M^*]$ with the edge set M^* , and there could be edges of weight 0 in M^* ; let X denote the set of such degree-0 vertices and the end-vertices of such weight-0 edges. Essentially we do not worry about the degree of any vertex of X in our final tree T , since their weights (if any) are not counted towards $w(M^*)$. This way, we assume without loss of generality that $w(a_j) > 0$ for each edge e_j of M^* , and consequently the degree of a_j is $d_G(a_j) \geq 2$, that is, a_j is adjacent to at least one other vertex than b_j in the graph G . Let $A = \{a_j \mid j = 1, 2, \dots, k\}$, and $B = \{b_j \mid j = 1, 2, \dots, k\}$; note that $V = A \cup B \cup X$.

Let $E^{aa} = E(A, A \cup X)$, i.e., the set of edges each connecting a vertex of A and a vertex of $A \cup X$, and $E^{ab} = E(A, B)$, i.e., the set of edges each connecting a vertex of A and a vertex of B . Our construction algorithm first computes a maximal acyclic subgraph of G , denoted as H_0 , by adding a subset of edges of E^{aa} to M^* . This subset of edges is a maximum spanning forest on $A \cup X$, and it can be done in $O(|E^{aa}| \log n)$ -time via a linear scan. In the achieved subgraph H_0 , if one connected component C contains more than one edge, then the vertex a_j of each edge $e_j = \{a_j, b_j\}$ in C has degree at least 2, i.e. is internal. Therefore, the total weight of the internal vertices in the component is at least half of $w(C \cap M^*)$, and it is called *settled* and left alone by the algorithm.

Our algorithm next considers an arbitrary edge of M^* that is not yet in any settled component, say $e_j = \{a_j, b_j\}$. In other words, the edge e_j is an *isolated* component in the subgraph H_0 . This implies that the vertex a_j is not incident to any edge of E^{aa} , and thus it has to be adjacent to some vertex in $B - \{b_j\}$. If a_j is adjacent to some vertex b_i in a settled component, then this edge (a_j, b_i) is added to the subgraph H_0 (the edge e_j is said *merged* into a settled component) and the iteration ends. The updated component remains settled, as $w(a_j) \geq w(e_j)/2$ is saved towards the weight of the final tree T .

In the other case, the vertex a_j is adjacent to a vertex b_i , such that the edge $e_i = \{a_i, b_i\}$ is also an isolated component in the current subgraph. After adding the edge (a_j, b_i) to the subgraph, the algorithm works with the vertex a_i exactly the same as with a_j at the beginning. That is, if a_i is adjacent to some vertex b_ℓ in a settled component, then this edge (a_i, b_ℓ) is added to the subgraph (the component that a_i belongs to is *merged* into a settled component) and the iteration ends; if a_i is adjacent to a vertex b_ℓ , such that the edge $e_\ell = \{a_\ell, b_\ell\}$ is also an isolated component in the current subgraph, then the edge (a_i, b_ℓ) is added to the subgraph, the algorithm works with the vertex a_ℓ exactly the same as with a_j at the beginning; in the last case, a_i is adjacent to a vertex b_ℓ inside the current component that a_i belongs to, then the edge (a_i, b_ℓ) is added to the current component to create a cycle, subsequently the lightest edge of M^* in the cycle is removed, the iteration ends, and the current component becomes settled. We note that in the above last case, the formed cycle in the current component contains at least 2 edges of M^* ; breaking the cycle by removing the lightest edge ensures that at least half of the total weight of the edges of M^* in this cycle (and thus in this component) is saved towards the weight of the final tree T . Therefore, when the iteration ends, the resultant component is settled.

When the second step of the algorithm terminates, there is no isolated edge of M^* in the current subgraph, denoted as H_1 , and each component is acyclic and settled. In the last step, the algorithm

connects the components of H_1 into a spanning tree using any possible edges of E . We denote the entire algorithm as APPROX.

Lemma 2 *At the end of the second step of the algorithm APPROX, every component of the achieved subgraph H_1 is acyclic and settled.*

PROOF. Let C denote a component; $C \cap M^*$ is the subset of M^* , each edge of which has both end-vertices in C .

If C is obtained at the end of the first step, then C is acyclic and for every edge $e_j \in C \cap M^*$, the vertex a_j has degree at least 2, and thus $w(C) \geq w(C \cap M^*)/2$.

If a subgraph of C is obtained at the end of the first step but C is finalized in the second step, then C is also acyclic and for every edge $e_j \in C \cap M^*$, the vertex a_j has degree at least 2, and thus $w(C) \geq w(C \cap M^*)/2$.

If C is newly formed and finalized in the second step, then at the time C was formed, there was a cycle containing at least 2 edges of M^* of which the lightest one is removed to ensure the acyclicity, and thus the total weight of the internal vertices on this path is at least half of the total weight of the edges of M^* on this cycle. Also, the vertex a_j of every edge e_j not on the cycle has degree at least 2. Thus, $w(C) \geq w(C \cap M^*)/2$. \square

Theorem 1 *The algorithm APPROX is a 2-approximation for the MwIST problem.*

PROOF. One clearly sees that APPROX runs in polynomial time, and in fact the running time is dominated by computing the maximum weight matching M^* .

From Lemma 2, at the end of the second step of the algorithm APPROX, every component C of the achieved subgraph H_1 is acyclic and satisfies $w(C) \geq w(C \cap M^*)/2$. Since there is no edge of M^* connecting different components of the subgraph H_1 , the total weight of the internal vertices in H_1 is already at least $w(M^*)/2$, i.e. $w(H_1) \geq w(M^*)/2$. The last step of the algorithm may only increase the total weight. This proves that the total weight of the internal vertices of the tree T produced by APPROX is

$$w(T) \geq w(H_1) \geq w(M^*)/2 \geq w(T^*)/2,$$

where the last inequality is by Corollary 1, which states that $w(M^*)$ is an upper bound on the optimum. Thus, APPROX is a 2-approximation for the MwIST problem. \square

3 A 7/12-approximation algorithm for claw-free graphs

We present a better approximation algorithm for the MwIST problem on claw-free graphs. A graph $G = (V, E)$ is called *claw-free* if, for every vertex, at least two of its arbitrary three neighbors are adjacent. We again assume without loss of generality that every leaf in the graph G has weight 0. Besides, we also assume that $|V| \geq 5$.

We first present a reduction rule, which is a subcase of Operation 4 in [2], that excludes certain induced subgraphs of the given graph G from consideration.

Operation 1 *If G has a cut-vertex v such that one connected component C of $G - v$ has two, three or four vertices, then obtain G_1 from $G - V(C)$ by adding a new vertex u of weight 0 and a new edge $\{v, u\}$.*

Let $tw(C)$ denote the maximum total weight of the internal vertices in a spanning tree of the subgraph induced on $V(C) \cup v$, in which $w(v)$ is revised to 0. Then there is an optimal spanning tree T_1 of G_1 of weight $w(T_1)$ if and only if there is an optimal spanning tree T of G of weight $w(T) = w(T_1) + tw(C)$.

PROOF. Let G_c denote the subgraph induced on $V(C) \cup v$, that is, $G_c = G[V(C) \cup v]$; and let T_c denote the spanning tree of G_c achieving the maximum total weight of the internal vertices, that is, $w(T_c) = tw(C)$ (T_c can be computed in $O(1)$ -time).

Note that in T_1 , the leaf u must be adjacent to v and thus $w(v)$ is counted towards $w(T_1)$. We can remove the edge $\{v, u\}$ and u from T_1 while attach the tree T_c to T_1 by collapsing the two copies of v . This way, we obtain a spanning tree T of G , of weight $w(T) = w(T_1) + w(T_c)$ since $w(v)$ is not counted towards $w(T_c)$.

Conversely, for any spanning tree T of G , the vertex v is internal due to the existence of C . We may duplicate v and separate out a subtree T_c on the set of vertices $V(C) \cup v$, in which the weight of v is revised to 0. This subtree T_c is thus a spanning tree of G_c , and every vertex of $V(C)$ is internal in T if and only if it is internal in T_c . We attach the 0-weight vertex u to the vertex v in the remainder tree via the edge $\{v, u\}$, which is denoted as T_1 and becomes a spanning tree of G_1 ; note that the vertex v is internal in T_1 . It follows that $w(T) = w(T_c) + w(T_1)$. \square

See Figure 1 for an illustration of the local configurations specified in Operation 1. When $|V(C)| = 2$ and G_c is a triangle, we refer the configuration as a *hanging triangle*; when $|V(C)| = 3$ and G_c contains a length-4 cycle, we refer the configuration as a *hanging diamond*; when $|V(C)| = 4$ and G_c contains a length-5 cycle, we refer the configuration as a *hanging pentagon*. Applying Operation 1, we assume in the sequel that there is no hanging triangle, or hanging diamond, or hanging pentagon in the given graph G .

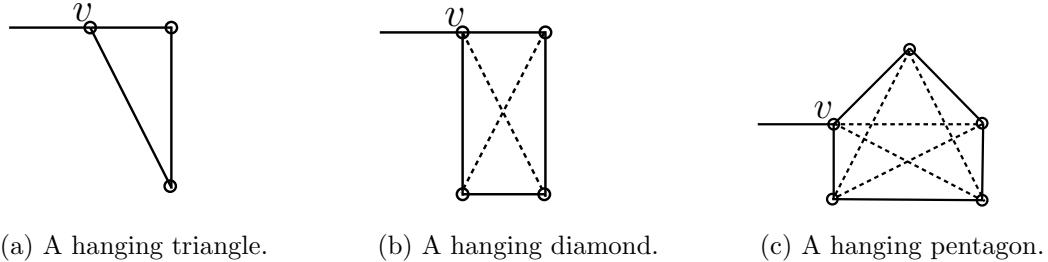


Figure 1: Local configurations of a hanging triangle, a hanging diamond, and a hanging pentagon, specified in Operation 1, where the dotted edges could be in or not in the graph.

Let M^* denote the maximum weight matching of G , which is computed in $O(n \min\{m \log n, n^2\})$ -time, where $n = |V|$ and $m = |E|$. Let the edges of M^* be e_1, e_2, \dots, e_k ; let $e_j = \{a_j, b_j\}$, such that $w(a_j) \geq w(b_j)$, for all $j = 1, 2, \dots, k$. For convenience, a_j and b_j are referred to as the *head* and the *tail* vertices of the edge e_j , respectively. The same as in the last section, we assume without loss of generality that $w(a_j) > 0$ for each j , and consequently the degree of a_j is $d_G(a_j) \geq 2$, that is, a_j is adjacent to at least one vertex other than b_j in the graph G . Let $A = \{a_j \mid j = 1, 2, \dots, k\}$, $B = \{b_j \mid j = 1, 2, \dots, k\}$, and $X = V - (A \cup B)$.

Let $E^{aa} = E(A, A)$, i.e., the set of edges each connecting two vertices of A , $E^{ax} = E(A, X)$, i.e., the set of edges each connecting a vertex of A and a vertex of X , and $E^{ab} = E(A, B)$, i.e., the set of edges each connecting a vertex of A and a vertex of B , respectively.

Let $M^{aa} \subseteq E^{aa}$ be the maximum cardinality matching within the edge set E^{aa} . We next prove a structure property of the spanning subgraph $G[V, M^* \cup M^{aa}]$, which has the edge set $M^* \cup M^{aa}$. For an edge $e_j = \{a_j, b_j\}$ of M^* , if a_j is not incident to any edge of M^{aa} , then e_j is called *isolated* in $G[V, M^* \cup M^{aa}]$.

Lemma 3 *Assume that two edges $e_{j_1} = \{a_{j_1}, b_{j_1}\}$ and $e_{j_2} = \{a_{j_2}, b_{j_2}\}$ of M^* are connected by the edge $\{a_{j_1}, a_{j_2}\} \in M^{aa}$ in $G[V, M^* \cup M^{aa}]$. Then there is at most one isolated edge $e_{j_3} = \{a_{j_3}, b_{j_3}\}$ whose head a_{j_3} can be adjacent to a_{j_1} or a_{j_2} .*

PROOF. By contradiction, assume that there are two isolated edges $e_{j_3} = \{a_{j_3}, b_{j_3}\}$ and $e_{j_4} = \{a_{j_4}, b_{j_4}\}$ such that both the vertices a_{j_3} and a_{j_4} are adjacent to a_{j_1} or a_{j_2} . Then from the maximum cardinality of M^{aa} , a_{j_3} and a_{j_4} must be both adjacent to a_{j_1} or both adjacent to a_{j_2} . Suppose they are both adjacent to a_{j_1} ; from the claw-free property, at least two of a_{j_2} , a_{j_3} and a_{j_4} are adjacent, which again contradicts the maximum cardinality of M^{aa} . This proves the lemma. \square

For an isolated edge $e_{j_3} = \{a_{j_3}, b_{j_3}\}$ whose head is adjacent an edge $\{a_{j_1}, a_{j_2}\} \in M^{aa}$ (i.e., satisfying Lemma 3), and assuming that $\{a_{j_1}, a_{j_3}\} \in E^{aa}$, we add the edge $\{a_{j_1}, a_{j_3}\}$ to $G[V, M^* \cup M^{aa}]$; consequently the edge e_{j_3} is no longer isolated. Let N^{aa} denote the set of such added edges associated with M^{aa} . At the end, the achieved subgraph is denoted as $H_0 = G[V, M^* \cup M^{aa} \cup N^{aa}]$.

Lemma 4 *In the subgraph $H_0 = G[V, M^* \cup M^{aa} \cup N^{aa}]$,*

- *every connected component containing more than one edge has either two or three edges from M^* , with their head vertices connected (by the edges of $M^{aa} \cup N^{aa}$) into a path; it is called a type-I component (see Figure 2a) and a type-II component (see Figure 2b), respectively;*
- *for every isolated edge $e_j = \{a_j, b_j\}$, the head vertex is incident with at least one edge of $E^{ax} \cup E^{ab}$, but to no edge of E^{aa} .*

PROOF. The proof directly follows the definition of the subgraph H_0 and Lemma 3. \square

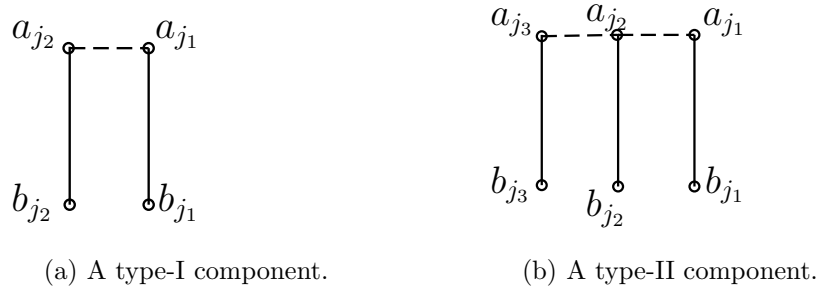


Figure 2: The configurations of a type-I component and a type-II component.

The following lemma is analogous to Lemma 3.

Lemma 5 *Any vertex of X can be adjacent to the head vertices of at most two isolated edges in the subgraph $H_0 = G[V, M^* \cup M^{aa} \cup N^{aa}]$.*

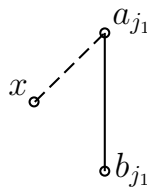
PROOF. By contradiction, assume that $x \in X$ and there are three isolated edges $e_{j_k} = \{a_{j_k}, b_{j_k}\}$, $k = 1, 2, 3$, in the subgraph $H_0 = G[V, M^* \cup M^{aa} \cup N^{aa}]$, such that the edge $\{a_{j_k}, x\} \in E^{ax}$. From the claw-free property, at least two of a_{j_1} , a_{j_2} and a_{j_3} are adjacent, which contradicts Lemma 4. This proves the lemma. \square

For an isolated edge $e_j = \{a_j, b_j\}$ in the subgraph $H_0 = G[V, M^* \cup M^{aa} \cup N^{aa}]$ whose head is adjacent to a vertex $x \in X$ (i.e., satisfying Lemma 5), we add the edge $\{a_j, x\}$ to H_0 ; consequently the edge e_j is no longer isolated. Let N^{ax} denote the set of such added edges associated with X . At the end, the achieved subgraph is denoted as $H_1 = G[V, M^* \cup M^{aa} \cup N^{aa} \cup N^{ax}]$.

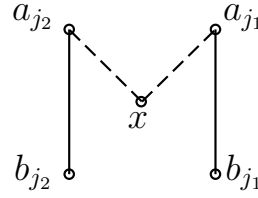
Lemma 6 *In the subgraph $H_1 = G[V, M^* \cup M^{aa} \cup N^{aa} \cup N^{ax}]$,*

- *every connected component of H_0 containing more than one edge remains unchanged in H_1 ;*
- *every connected component containing more than one vertex x of X has either one or two edges from M^* , with their head vertices connected (by the edges of N^{ax}) to the vertex x ; it is called a type-III component (see Figure 3a) and a type-IV component (see Figure 3b), respectively;*
- *for every isolated edge $e_j = \{a_j, b_j\}$, the head vertex is incident with at least one edge of E^{ab} , but to no edge of $E^{aa} \cup E^{ax}$.*

PROOF. The proof directly follows the definition of the subgraph H_1 and Lemmas 4 and 5. \square



(a) A type-III component.



(b) A type-IV component.

Figure 3: The configurations of a type-III component and a type-IV component.

Let E_0^{ab} denote the subset of E^{ab} , to include all the edges $\{a_j, b_\ell\}$ where both the edges $e_j = \{a_j, b_j\}$ and $e_\ell = \{a_\ell, b_\ell\}$ are isolated in the subgraph $H_1 = G[V, M^* \cup M^{aa} \cup N^{aa} \cup N^{ax}]$. Let $M^{ab} \subseteq E_0^{ab}$ be the maximum cardinality matching within the edge set E_0^{ab} . Let $H_2 = G[V, M^* \cup M^{aa} \cup N^{aa} \cup N^{ax} \cup M^{ab}]$, the resultant subgraph by adding all the edges of M^{ab} to the subgraph H_1 . One clearly sees that all the isolated edges in the subgraph H_1 are connected by the edges of M^{ab} into disjoint paths and cycles; while a path may contain any number of isolated edges, a cycle contains at least two isolated edges. Such a path and a cycle component are called a *type-V* component (see Figure 4a) and a *type-VI* component (see Figure 4b), respectively.

Note that in a type-V component, there is exactly one head vertex of degree 1 and there is exactly one tail vertex of degree 1. We assume that for the tail vertex in a type-V component, it is not adjacent to the head of any other edge (via an edge of E^{ab}) in the same component; otherwise, through an edge exchange, the component is decomposed into a smaller type-V component and a new type-VI component.

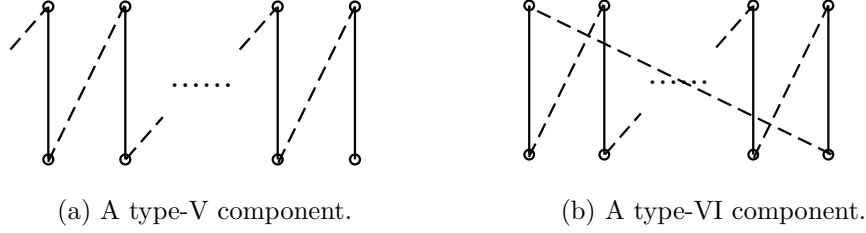


Figure 4: The configurations of a type-V component and a type-VI component.

Lemma 7 *In the subgraph $H_2 = G[V, M^* \cup M^{aa} \cup N^{aa} \cup N^{ax} \cup M^{ab}]$, for every type-V component, the degree-1 head vertex is adjacent (via an edge of E^{ab}) to the tail vertex of an edge in a type-I, -II, -III, or -IV component; on the other hand, the tail vertex of every edge in a type-I, -II, -III, or -IV component is adjacent to at most one such head vertex.*

PROOF. We first show that the degree-1 head vertex in a type-V component C , denoted as a_j , cannot be adjacent to the tail of any edge in another type-V or a type-VI component C' . By contradiction, assume $\{a_j, b_\ell\} \in E^{ab}$ and e_ℓ is in C' . If the tail b_ℓ is already incident to some edge of M^{ab} , say $\{a_i, b_\ell\}$, then by the claw-free property at least two of a_i, a_j, a_ℓ must be adjacent, contradicting the fact that they are all isolated in the subgraph H_1 . In the other case, the tail b_ℓ is the tail vertex of C' (which is a type-V component too), then it violates the maximum cardinality of M^{ab} since $\{a_j, b_\ell\} \in E^{ab}$ can be added to increase the size of M^{ab} . This proves the first half of the lemma.

The second half can be proven by a simple contradiction using the claw-free property of the graph. \square

Subsequently, every type-V component C is connected to a type-I, -II, -III, or -IV component C' , via the edge between the degree-1 head vertex of C and the tail vertex of an edge in $C' \cap M^*$. This way, the degree-1 tail vertex of C takes up the role of “the tail vertex” of the edge in $C' \cap M^*$, to become a tail vertex in the newly formed bigger component. For simplicity, the type of the component C' is passed to the newly formed bigger component. Denote this set of newly added edges as N^{ab} , which is a subset of $E^{ab} - M^{ab}$. The achieved subgraph is denoted as $H_3 = G[V, M^* \cup M^{aa} \cup N^{aa} \cup N^{ax} \cup M^{ab} \cup N^{ab}]$.

Lemma 8 *In the subgraph $H_3 = G[V, M^* \cup M^{aa} \cup N^{aa} \cup N^{ax} \cup M^{ab} \cup N^{ab}]$,*

- *there is no isolated type-V component;*
- *the head vertex of every edge of M^* has degree at least 2.*

PROOF. The first half of the lemma follows from Lemma 7; the second half holds since there is no more isolated type-V component, which is the only one containing a degree-1 head vertex. \square

We next create a set F of edges that are used to interconnect the components in the subgraph H_3 . F is initialized to be empty. By Lemma 8, for every type-I, -II, -III, or -IV component C in the subgraph H_3 , of weight $w(C \cap M^*)$, it is a tree and the total weight of the internal vertices therein is at least $\frac{1}{2}w(C \cap M^*)$; for every type-VI component C , which is a cycle, by deleting the lightest edge of $C \cap M^*$ from C we obtain a path and the total weight of the internal vertices in this path is also

at least $\frac{1}{2}w(C \cap M^*)$. In the next five lemmas, we show that every component C in the subgraph H_3 can be converted into a tree on the same set of vertices, possibly with one edge specified for connecting a leaf of this tree outwards, such that the total weight of the internal vertices (and the leaf, if specified) in the tree is at least $\frac{2}{3}w(C \cap M^*)$. The specified edge for the interconnection purpose, is added to F . At the end of the process, the component C is called *settled*. A settled component C can be expressed in multiple equivalent ways, for example, that the total weight of the internal vertices (and the leaf, if specified) in the resultant tree is at least $\frac{2}{3}w(C \cap M^*)$, or that the total weight of the internal (and the leaf, if specified) vertices in the resultant tree is at least twice the total weight of the leaves (excluding the specified leaf, if any).

In the sequel, we abuse the vertex notation to also denote its weight in math formulae; this simplifies the presentation and the meaning of the notation is easily distinguishable. For estimating the total weight of the internal vertices in a tree in the sequel, we frequently use the following inequality:

$$\forall w_1, w_2, w_3 \in \mathbb{R}, w_1 + w_2 + w_3 - \min\{w_1, w_2, w_3\} \geq 2 \min\{w_1, w_2, w_3\}.$$

Lemma 9 *A type-I component in the subgraph H_3 can be settled.*

PROOF. Consider a type-I component C in the subgraph H_3 . Let the two original edges of M^* in C be e_{j_1} and e_{j_2} and the two tail vertices be b^1 and b^2 (which replace b_{j_1} and b_{j_2} to be the tail vertices, respectively) with $w(b^1) \geq w(b^2)$. The corresponding two head vertices to the tails b^1 and b^2 are denoted as a^1 and a^2 , respectively. See Figure 5 for the general configuration of such a component. We assume that $w(b^1) > 0$, since otherwise C is settled automatically.

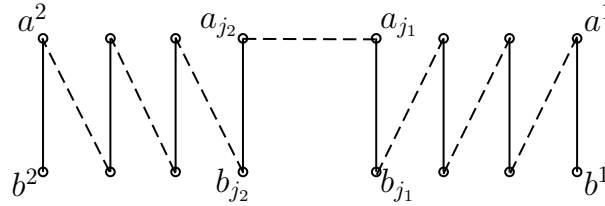


Figure 5: The general configuration of a type-I component, with a type-V component adjacent to each of the two tail vertices.

Case 1. If b^1 is adjacent to a vertex v outside C , then we add the edge $\{b^1, v\}$ to F ; this settles C , since the total weight of the internal vertices in C is at least $a^1 + b^1 + a^2 \geq 3b^2$ (recall that a vertex notation here represents the weight of the vertex).

We next consider the case where b^1 is not adjacent to any vertex outside C , and thus it has to be adjacent to some vertex inside C . Note that C is a path with b^1 and b^2 being its two ending vertices. Let v denote the vertex adjacent to b^1 that is the farthest to b^1 on C . We distinguish this distance $d_C(b^1, v) \geq 2$ and where v locates.

Case 2. If $b^1 \neq b_{j_1}$ and v is in the type-V component containing b^1 , then by the construction of a type-V component we know that v must be a tail of an edge of M^* (Figures 6a and 6b), and thus $d_C(b^1, v)$ is even. Denote this edge as $e_{j_3} = \{a_{j_3}, b_{j_3}\}$, that is $v = b_{j_3}$.

Case 2.1. If $d_C(b^1, v) \geq 4$, then denote the head vertex other than a_{j_3} that b_{j_3} is adjacent to as a_{j_4} (see Figure 6a). We conclude from the claw-free property that there must be at least an

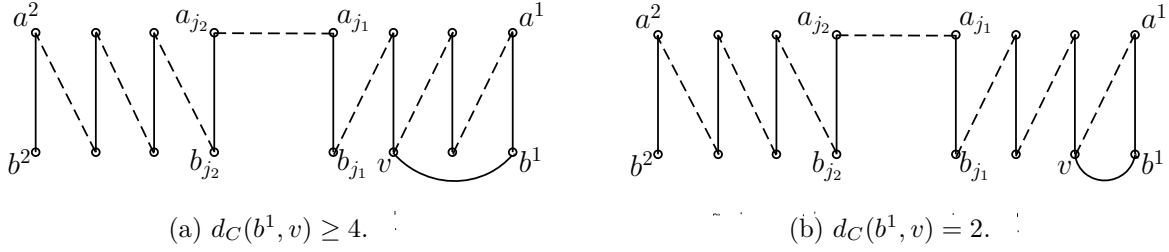


Figure 6: Local configurations corresponding to Case 2, where v is inside the type-V component adjacent to b_{j_1} .

edge among a_{j_3}, a_{j_4}, b^1 , which contradicts the identity of the type-V component. Therefore, it is impossible to have $d_C(b^1, v) \geq 4$.

Case 2.2. If $d_C(b^1, v) = 2$, then we conclude that $d_G(b^1) = 2$ and thus $d_G(a^1) \geq 3$ by Operation 1 (see Figure 6b), i.e. there is at least another edge incident at a^1 besides $\{a^1, b_{j_3}\}$ and $\{a^1, b^1\}$. Denote this neighbor of a^1 as u . If u is inside C , then $u = b^2$; in this case, add the edges $\{b^1, b_{j_3}\}$ and $\{a^1, b^2\}$ to C while delete the edge $\{a^1, b_{j_3}\}$ and the lightest among the edges of $C \cap M^*$ from C . This way, the component becomes a tree and thus C is settled. If u is outside C , then we add the edge $\{b^1, b_{j_3}\}$ to C while delete the edge $\{a^1, b_{j_3}\}$ from C , and add the edge $\{a^1, u\}$ to F ; this way, the component becomes a tree and thus C is settled.

Case 3. If $b^1 \neq b_{j_1}$ and $v = b_{j_1}$, we consider the size of the type-V component containing b^1 (see Figure 7).

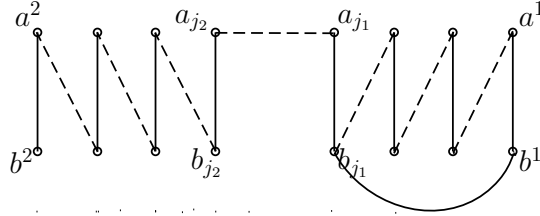


Figure 7: Local configurations corresponding to Case 3, where $v = b_{j_1}$.

Case 3.1. If this type-V component contains more than one edge of M^* , then by the claw-free property a_{j_1} must be adjacent to b^1 , which violates the definition of v being the farthest and thus it is impossible.

Case 3.2. If the type-V component containing b^1 has only one edge of M^* , which is $\{a^1, b^1\}$, then we have $d_G(b^1) = 2$, and thus $d_G(a^1) \geq 3$ by Operation 1, i.e. there is at least another edge incident at a^1 besides $\{a^1, b_{j_1}\}$ and $\{a^1, b^1\}$. (The following is the same as in Case 2.2.) Denote this neighbor of a^1 as u . If u is inside C , then $u = b^2$; in this case, add the edges $\{b^1, b_{j_1}\}$ and $\{a^1, b^2\}$ to C while delete the edge $\{a^1, b_{j_1}\}$ and the lightest among the edges of $C \cap M^*$ from C . this way, the component becomes a tree and thus C is settled. If u is outside C , then we add the edge $\{b^1, b_{j_1}\}$ to C while delete the edge $\{a^1, b_{j_1}\}$ from C , and add the edge $\{a^1, u\}$ to F ; this way, the component becomes a tree and thus C is settled.

Case 4. If $b^1 \neq b_{j_1}$ and $v = a_{j_1}$ (see Figure 8), then we leave C as it is when $w(b^1) \leq w(b_{j_1})$, or we add the edge $\{a_{j_1}, b^1\}$ to C while delete the edge $\{a_{j_1}, b_{j_1}\}$ from C . The total weight of the internal vertices in the resultant path is at least $a^2 + a_{j_1} + a^1 + \max\{b^1, b_{j_1}\} \geq 2(b^2 + \min\{b^1, b_{j_1}\})$, and thus C is settled.

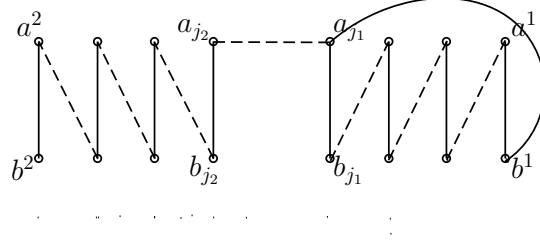


Figure 8: Local configurations corresponding to Case 4, where $v = a_{j_1}$.

Case 5. If $b^1 \neq b_{j_1}$ and $v = a_{j_2}$ (see Figure 9), then by the claw-free property there is at least an edge among b_{j_2}, a_{j_1}, b^1 . Note that b_{j_2} and b^1 cannot be adjacent due to the definition of the vertex v (being the farthest). If a_{j_1} and b^1 are adjacent, then it has been proven in Case 4 that C can be settled. If b_{j_2} and a_{j_1} are adjacent, then similarly as in Case 4 we either leave C as it is when $w(b^1) \leq w(b_{j_1})$, or add the edges $\{a_{j_2}, b^1\}$ and $\{a_{j_1}, b_{j_2}\}$ to C while delete the edges $\{a_{j_1}, b_{j_1}\}$ and $\{a_{j_2}, b_{j_2}\}$ from C ; the total weight of the internal vertices in the resultant path is at least $a^2 + a_{j_1} + a^1 + \max\{b^1, b_{j_1}\} \geq 2(b^2 + \min\{b^1, b_{j_1}\})$, and thus C is settled.

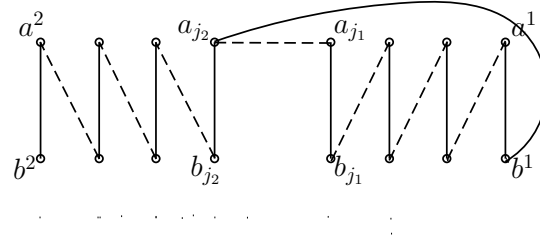


Figure 9: Local configurations corresponding to Case 5, where $v = a_{j_2}$.

Case 6. If $b^1 \neq b_{j_1}$ and $v = b_{j_2}$ (see Figure 10), then by the claw-free property a_{j_2} and b^1 must be adjacent.

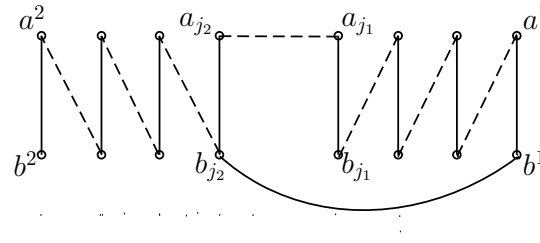


Figure 10: Local configurations corresponding to Case 6, where $v = b_{j_2}$.

Case 6.1. If $b^2 \neq b_{j_2}$, then we have three ways to convert C into a path ending at b^2 : 1) doing nothing to leave b^1 as a leaf; 2) adding the edge $\{a_{j_2}, b^1\}$ to C while deleting the edge $\{a_{j_2}, a_{j_1}\}$ to

leave a_{j_1} as a leaf; 3) adding the edge $\{b_{j_2}, b^1\}$ to C while deleting the edge $\{a_{j_2}, b_{j_2}\}$ to leave a_{j_2} as a leaf. Then, the maximum total weight of the internal vertices among these three paths is at least $a^2 + a^1 + a_{j_1} + a_{j_2} + b^1 - \min\{b^1, a_{j_1}, a_{j_2}\} \geq 2(b^2 + \min\{b^1, a_{j_1}, a_{j_2}\})$. Thus, C is settled.

Case 6.2. If $b^2 = b_{j_2}$, that is, there is no type-V component adjacent to b_{j_2} , then we add the edge $\{b_{j_2}, b^1\}$ to C while delete the lightest edge of $C \cap M^*$ from C to settle C , because $C \cap M^*$ contains at least three edges.

Case 7. If $b^1 \neq b_{j_1}$, $b^2 \neq b_{j_2}$, and v is in the type-V component containing b^2 , we distinguish whether v is a head or a tail (see Figure 11).

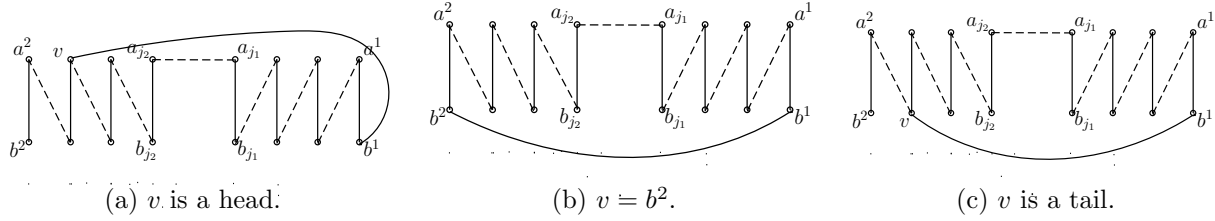


Figure 11: Local configurations corresponding to Case 7, where v is inside the type-V component adjacent to b_{j_2} .

Case 7.1. If v is a head, say a_{j_3} of the edge e_{j_3} (see Figure 11a), and assume that a_{j_3} is also adjacent to b_{j_4} , then we do nothing to C to leave b^1 as a leaf when $w(b^1) \leq w(b_{j_4})$, or add the edge $\{a_{j_3}, b^1\}$ to C while delete the edge $\{a_{j_4}, b_{j_4}\}$ from C to leave b_{j_4} as a leaf. Then, the total weight of the internal vertices in the resultant path is at least $a^2 + a^1 + a_{j_4} + \max\{b^1, b_{j_4}\} \geq 2(b^2 + \min\{b^1, b_{j_4}\})$. Thus, C is settled.

Case 7.2. If v is a tail, say b_{j_3} of the edge e_{j_3} (see Figures 11b and 11c). If $b^2 = b_{j_3}$ (see Figure 11b), then we add the edge $\{b^1, b^2\}$ to C makes it a cycle while delete the lightest edge of $C \cap M^*$ to settle C since there are at least four edges in $C \cap M^*$; if $b^2 \neq b_{j_3}$ (see Figure 11c), then by the claw-free property and the definition of v we conclude that b^1 is adjacent to a_{j_3} too, and thus the argument in Case 7.1 applies to settle C .

In summary, Cases 2-7 together prove that when $b^1 \neq b_{j_1}$, the component C can be settled. We next consider the situation where $b^1 = b_{j_1}$, that is, there is no type-V component adjacent to b_{j_1} (see Figure 12).

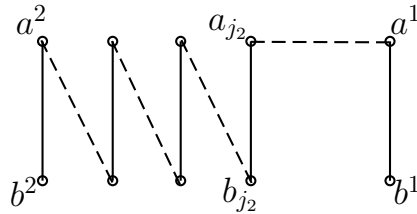


Figure 12: A special configuration without a type-V component adjacent to b_{j_1} , i.e. $b_{j_1} = b^1$.

Case 8. If $b^1 = b_{j_1}$ and $v = a_{j_2}$, then we conclude that $d_G(b^1) = 2$ and thus $d_G(a^1) \geq 3$ by Operation 1 (see Figure 13).

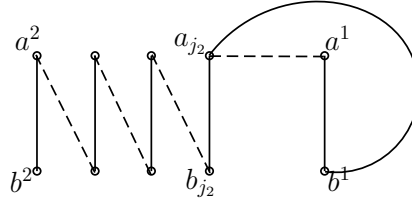


Figure 13: Local configurations corresponding to Case 8, where $v = a_{j_2}$.

Case 8.1. If there is a vertex u outside C that is adjacent to a^1 , then we add the edge $\{a^1, u\}$ to F , add the edge $\{a_{j_2}, b^1\}$ to C while delete the edge $\{a^1, a_{j_2}\}$ from C ; this way, C is settled.

Case 8.2. Otherwise by the claw-free property a^1 must be adjacent either to b^2 or to b_{j_2} .

Case 8.2.1. Assuming $b^2 \neq b_{j_2}$, in the former case, we add the edges $\{a_{j_2}, b^1\}$ and $\{a^1, b^2\}$ to C while delete the edge $\{a^1, a_{j_2}\}$ and the lightest edge of $C \cap M^*$ from C ; this way, C is settled since there were at least three edges in $C \cap M^*$. In the latter case, we conclude that $d_G(a_{j_2}) \geq 4$ by Operation 1. Recursively, if there is a vertex u outside C that is adjacent to a_{j_2} , then we add the edge $\{a_{j_2}, u\}$ to F , add the edges $\{a_{j_2}, b^1\}$ and $\{a^1, b_{j_2}\}$ to C while delete the edges $\{a^1, a_{j_2}\}$ and $\{a_{j_2}, b_{j_2}\}$ from C ; this way, C is settled. Otherwise by the claw-free property a_{j_2} must be adjacent to b^2 ; we add three edges $\{a_{j_2}, b^1\}$, $\{a^1, b_{j_2}\}$ and $\{a_{j_2}, b^2\}$ to C while delete the edges $\{a^1, a_{j_2}\}$ and $\{a_{j_2}, b_{j_2}\}$, and the lightest edge of $C \cap M^*$ from C ; this way, C is settled.

Case 8.2.2. Assuming $b^2 = b_{j_2}$, that is, there is no type-V component adjacent to b_{j_2} . We conclude that $d_G(a^2) \geq 4$ and there is a vertex u outside C that is adjacent to a^2 by Operation 1. Thus, we add the edge $\{a^2, u\}$ to F , add the edges $\{a^2, b^1\}$ and $\{a^1, b^2\}$ to C while delete the edges $\{a^1, a^2\}$ and $\{a^2, b^2\}$ from C ; this way, C is settled.

Case 9. If $b^1 = b_{j_1}$ and $v = b_{j_2}$ (see Figure 14), we consider two possible scenarios.

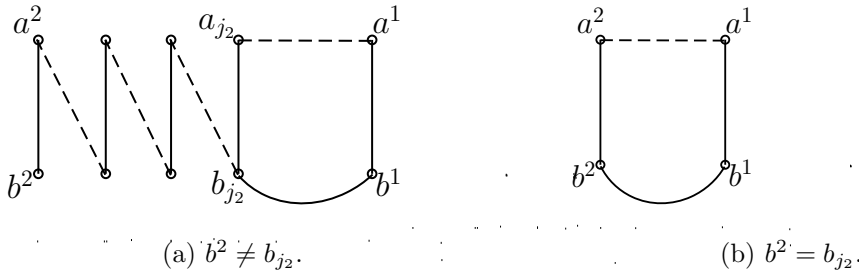


Figure 14: Local configurations corresponding to Case 9, where $v = b_{j_2}$.

Case 9.1. If $b^2 \neq b_{j_2}$ (see Figure 14a), then we conclude from the claw-free property and the definition of v that b^1 is also adjacent to a_{j_2} . By Operation 1, at least one of a^1 and a_{j_2} must be adjacent to another vertex u .

Case 9.1.1. If there is a vertex u outside C that is adjacent to a^1 (a_{j_2} , respectively) then we add the edge $\{a^1, u\}$ ($\{a_{j_2}, u\}$, respectively) to F , add the edges $\{b_{j_2}, b^1\}$ and $\{a_{j_2}, b^1\}$ ($\{b_{j_2}, b^1\}$, respectively) to C while delete the edges $\{a^1, b^1\}$ and $\{a_{j_2}, b_{j_2}\}$ ($\{a_{j_2}, b_{j_2}\}$, respectively) from C ; this way, C is settled.

Case 9.1.2. Otherwise by the claw-free property $u \in \{b^2, b_{j_2}\}$. If $u = b^2$, then we can settle C by converting C into a cycle on the same set of vertices, followed by deleting the lightest edge of $C \cap M^*$ from C . In the other case, $u = b_{j_2}$ and thus a^1 is adjacent to b_{j_2} , which by Operation 1 is impossible.

Case 9.2. If $b^2 = b_{j_2}$, that is, there is no type-V component adjacent to b_{j_2} (see Figure 14b). We conclude that either there is a vertex u outside C that is adjacent to a^2 , or a^2 is adjacent to b^1 and there is a vertex u outside C that is adjacent to a^1 . In either case, we add the edge $\{u, v\}$ to F , and convert C into a path with b^2 and v as two ending vertices; this way, C is settled.

Case 10. If $b^1 = b_{j_1}$, $b^2 \neq b_{j_2}$, and v is in the type-V component containing b^2 , we distinguish whether v is a head or a tail (see Figure 15).

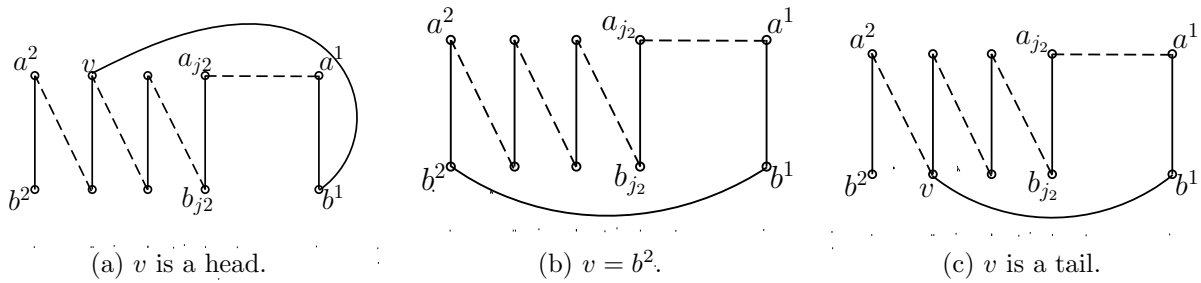


Figure 15: Local configurations corresponding to Case 10, where v is inside the type-V component adjacent to b_{j_2} .

Case 10.1. If v is a head, say a_{j_3} of the edge e_{j_3} (see Figure 15a), and assume that a_{j_3} is also adjacent to b_{j_4} , then we do nothing to C to leave b^1 as a leaf when $w(b^1) \leq w(b_{j_4})$, or add the edge $\{a_{j_3}, b^1\}$ to C while delete the edge $\{a_{j_3}, b_{j_4}\}$ from C to leave b_{j_4} as a leaf. Then, the total weight of the internal vertices in the resultant path is at least $a^2 + a^1 + a_{j_4} + \max\{b^1, b_{j_4}\} \geq 2(b^2 + \min\{b^1, b_{j_4}\})$. Thus, C is settled.

Case 10.2. If v is a tail, say b_{j_3} of the edge e_{j_3} (see Figures 15b and 15c). If $b^2 = b_{j_3}$ (see Figure 15b), then we add the edge $\{b^1, b^2\}$ to C makes it a cycle while delete the lightest edge of $C \cap M^*$ to settle C since there are at least three edges in $C \cap M^*$; if $b^2 \neq b_{j_3}$ (see Figure 15c), then by the claw-free property and the definition of v we conclude that b^1 is adjacent to a_{j_3} too, and thus the argument in Case 10.1 applies to settle C .

All possible cases have been discussed in the above. The lemma is proven. \square

Lemma 10 *A type-II component in the subgraph H_3 can be settled.*

PROOF. Consider a type-II component C in the subgraph H_3 . Let the three original edges of M^* in C be $e_{j_1}, e_{j_2}, e_{j_3}$, with e_{j_2} in the middle (see Figure 2b), and the three tail vertices be b^1, b^2, b^3 (which replace $b_{j_1}, b_{j_2}, b_{j_3}$, respectively). We consider the situation where b^1 is the heaviest among the three tail vertices (the other situation is where b^2 is the heaviest, and can be similarly discussed). In the following, discussion for most cases is similar to the cases in the proof of Lemma 9, and thus not all details are presented (neither the illustration figures).

Case 1. If b^1 is adjacent to a vertex v outside C , then we add the edge $\{b^1, v\}$ to F , which settles C , since the total weight of the internal vertices in C is at least $a^1 + b^1 + a^2 + a^3 \geq 2(b^2 + b^3)$ (recall that a vertex notation here represents the weight of the vertex).

In the sequel we assume b^1 is not adjacent to any vertex outside C , and thus it has to be adjacent to some vertex inside C . Let v denote the vertex adjacent to b^1 that is the farthest to b^1 on C (tie breaks arbitrarily). We distinguish this distance $d_C(b^1, v) \geq 2$ and where v locates.

Case 2. If $b^1 \neq b_{j_1}$ and v is in the type-V component containing b^1 , then v must be the tail of an edge of M^* and thus $d_C(b^1, v)$ is even. Denote this edge as $e_{j_4} = \{a_{j_4}, b_{j_4}\}$, that is $v = b_{j_4}$.

Case 2.1. If $d_C(b^1, v) \geq 4$, then denote the head vertex other than a_{j_4} that b_{j_4} is also adjacent to as a_{j_5} . We conclude from the claw-free property that there must be at least an edge among a_{j_4}, a_{j_5}, b^1 , which contradicts the identity of the type-V component. Thus it is impossible to have $d_C(b^1, v) \geq 4$.

Case 2.2. If $d_C(b^1, v) = 2$, then we conclude that $d_G(b^1) = 2$ and thus $d_G(a^1) \geq 3$ by Operation 1, i.e. there is at least another edge incident at a^1 besides $\{a^1, b_{j_4}\}$ and $\{a^1, b^1\}$. Denote this neighbor of a^1 as u . If u is inside C , then $u \in \{b^2, b^3\}$; in the case of $u = b^2$ (the argument for $u = b^3$ is identical), we know that the branch incident at a_{j_1} contains at least three edges of M^* , and thus we may add the edges $\{b_{j_4}, b^1\}$ and $\{a^1, b^2\}$ to C while delete the edge $\{a^1, b_{j_4}\}$ and the lightest among the edges of M^* on the created cycle, denoted as $e_x = \{a_x, b_x\}$, from C . This way, the component becomes a tree with leaves b^3, a_x, b_x . We may as well do nothing to C , with leaves b^1, b^2, b^3 . The maximum total weight of the internal vertices between these two trees is at least $a^3 + (a^1 + b^1) + (a^2 + b^2) + 2(a_x + b_x) - \min\{a_x + b_x, b^1 + b^2\} \geq 2(b^3 + \min\{a_x + b_x, b^1 + b^2\})$; that is, C can be settled. If u is outside C , then we add the edge $\{b_{j_4}, b^1\}$ to C while delete the edge $\{a^1, b_{j_4}\}$ from C , and add the edge $\{a^1, u\}$ to F ; this way, the component becomes a tree and thus C is settled.

Case 3. If $b^1 \neq b_{j_1}$ and $v = b_{j_1}$, we consider the size of the type-V component containing b^1 .

Case 3.1. If this type-V component contains more than one edge of M^* , then by the claw-free property a_{j_1} must be adjacent to b^1 , which violates the definition of v being the farthest and thus it is impossible.

Case 3.2. If the type-V component containing b^1 has only one edge of M^* , which is $\{a^1, b^1\}$; in this case, we have $d_G(b^1) = 2$, and thus $d_G(a^1) \geq 3$ by Operation 1, i.e. there is at least another edge incident at a^1 besides $\{a^1, b_{j_1}\}$ and $\{a^1, b^1\}$. Denote this neighbor of a^1 as u . If u is inside C , then $u \in \{b^2, b^3\}$. In the case of $u = b^2$, we may add the edges $\{b^1, b_{j_1}\}$ and $\{a^1, b^2\}$ to C while delete the edge $\{a^1, b_{j_1}\}$ and either delete the edge $\{a_{j_2}, b_{j_2}\}$ to leave b_{j_2} as a leaf, or delete the edge $\{a_{j_2}, a_{j_1}\}$ to leave a_{j_1} as a leaf. When $b_{j_2} = b^2$, the maximum total weight of the internal vertices between the two trees is at least $a^3 + a^1 + b^1 + a^2 + \max\{b^2, a_{j_1}\} \geq 2(b^3 + \min\{b^2, a_{j_1}\})$, and thus C is settled. When $b_{j_2} \neq b^2$, we also consider C as a tree with leaves b^1, b^2, b^3 , and the maximum total weight of the internal vertices among the three trees is at least $a^3 + a^1 + b^1 + a^2 + b^2 + a_{j_2} + b_{j_2} + a_{j_1} - \min\{b_{j_2}, a_{j_1}, b^1 + b^2\} \geq 2(b^3 + \min\{b_{j_2}, a_{j_1}, b^1 + b^2\})$, and thus C is settled.

In the case of $u = b^3$, we may add the edges $\{b^1, b_{j_1}\}$ and $\{a^1, b^3\}$ to C while delete the edge $\{a^1, b_{j_1}\}$ and either delete the edge $\{a_{j_2}, a_{j_3}\}$ to leave a_{j_3} as a leaf, or delete the edge $\{a_{j_2}, a_{j_1}\}$ to leave a_{j_1} as a leaf. We also consider C as a candidate tree with leaves b^1, b^2, b^3 . When $b_{j_3} = b^3$, then $a_{j_3} = a^3$, and the maximum total weight of the internal vertices among the three trees is at least $a^1 + a^2 + a_{j_1} + a^3 + b^1 + b^3 - \min\{a_{j_1}, a^3, b^1 + b^3\} \geq 2(b^2 + \min\{a_{j_1}, a^3, b^1 + b^3\})$, and thus C is settled. When $b_{j_3} \neq b^3$, the maximum total weight of the internal vertices among the three trees

is at least $a^3 + a^1 + a^2 + a_{j_1} + a_{j_3} + b^1 + b^3 - \min\{a_{j_1}, a_{j_3}, b^1 + b^3\} \geq 2(b^2 + \min\{a_{j_1}, a_{j_3}, b^1 + b^3\})$, and thus C is settled.

If u is outside C , then we add the edge $\{b^1, b_{j_1}\}$ to C while delete the edge $\{a^1, b_{j_1}\}$ from C , and add the edge $\{a^1, u\}$ to F ; this way, the component becomes a tree and thus C is settled.

Case 4. If $b^1 \neq b_{j_1}$ and $v = a_{j_1}$, we consider the size of the type-V component containing b^1 .

Case 4.1. If this type-V component contains more than one edge of M^* , then denote one edge other than $\{a^1, b^1\}$ as $e_{j_4} = \{a_{j_4}, b_{j_4}\}$. We can leave C as it is with leaves b^1, b^2, b^3 , or add the edge $\{a_{j_1}, b^1\}$ to C while delete the edge $\{a_{j_1}, b_{j_1}\}$ from C to have a tree with leaves b_{j_1}, b^2, b^3 , or add the edge $\{a_{j_4}, b^1\}$ to C while delete the edge $\{a_{j_4}, b_{j_4}\}$ from C to have a tree with leaves $a_{j_4}, b_{j_4}, b^2, b^3$. It follows that the maximum total weight of the internal vertices among the three trees is at least $a^3 + a^2 + a_{j_1} + b_{j_1} + a_{j_4} + b_{j_4} + a^1 + b^1 - \min\{a_{j_4} + b_{j_4}, b_{j_1}, b^1\} \geq 2(b^3 + b^2 + \min\{a_{j_4} + b_{j_4}, b_{j_1}, b^1\})$; therefore, C is settled.

Case 4.2. If this type-V component contains only one edge of M^* , which is $\{a^1, b^1\}$, then from the claw-free property and the definition of v being the farthest we conclude that b_{j_1} is adjacent to at least one of a_{j_2} and b^1 .

Case 4.2.1. Assume b_{j_1} and a_{j_2} are adjacent. By treating b_{j_1} as the vertex v in Operation 1, we conclude that at least one of the three vertices a_{j_1}, b_{j_1}, a^1 is adjacent to a vertex u outside the set $\{a_{j_2}, a_{j_1}, b_{j_1}, a^1, b^1\}$.

Case 4.2.1.1. If a_{j_1} is adjacent to a vertex u outside the component C , then we add the edges $\{a_{j_2}, b_{j_1}\}$ and $\{a_{j_1}, b^1\}$ to C while delete the edges $\{a_{j_2}, a_{j_1}\}$ and $\{a_{j_1}, b_{j_1}\}$ from C to obtain a tree with leaves b^3, b^2, a_{j_1} ; thus, adding the edge $\{a_{j_1}, u\}$ to F settles C .

If b_{j_1} is adjacent to a vertex u outside the component C , then we add the edge $\{a_{j_1}, b^1\}$ to C while delete the edge $\{a_{j_1}, b_{j_1}\}$ from C to obtain a tree with leaves b^3, b^2, b_{j_1} ; thus, adding the edge $\{b_{j_1}, u\}$ to F settles C .

If a^1 is adjacent to a vertex u outside the component C , then we add the edges $\{a_{j_2}, b_{j_1}\}$ and $\{a_{j_1}, b^1\}$ to C while delete the edges $\{a_{j_2}, a_{j_1}\}$ and $\{b_{j_1}, a^1\}$ from C to obtain a tree with leaves b^3, b^2, a^1 ; thus, adding the edge $\{a^1, u\}$ to F settles C .

Case 4.2.1.2. If a_{j_1} is not adjacent to any vertex outside the component C , but to some vertices inside C , then let u denote the farthest neighbor on C (tie breaks arbitrarily). When $u = a_{j_3}$, we can add the edges $\{a_{j_3}, a_{j_1}\}$, $\{a_{j_2}, b_{j_1}\}$ and $\{a_{j_1}, b^1\}$ to C while delete the edges $\{a_{j_3}, a_{j_2}\}$, $\{a_{j_2}, a_{j_1}\}$ and $\{a_{j_1}, b_{j_1}\}$ from C to obtain a path with leaves b^3, b^2 ; thus, C is settled.

When $u = b_{j_2}$, we can add the edges $\{b_{j_2}, a_{j_1}\}$, $\{a_{j_2}, b_{j_1}\}$ and $\{a_{j_1}, b^1\}$ to C while delete the edges $\{a_{j_2}, a_{j_1}\}$, $\{a_{j_2}, b_{j_2}\}$ and $\{a_{j_1}, b_{j_1}\}$ from C to obtain a path with leaves b^3, b^2 ; thus, C is settled.

When $u = b^3$ (whether $b^3 = b_{j_3}$ or not), we can add the edge $\{b^3, a_{j_1}\}$ to C while delete the edge $\{a_{j_2}, a_{j_1}\}$ from C to obtain a path with leaves b^2, b^1 ; we also can add the edges $\{b^3, a_{j_1}\}$ and $\{a_{j_1}, b^1\}$ to C while delete the edges $\{a_{j_2}, a_{j_1}\}$ and $\{a_{j_1}, b_{j_1}\}$ from C to obtain a path with leaves b^2, b_{j_1} . It follows that the maximum total weight of the internal vertices between the two paths is at least $a^2 + a_{j_1} + a^1 + \max\{b_{j_1}, b^1\} \geq 2(b^2 + \min\{b_{j_1}, b^1\})$; therefore, C is settled.

When $u = b^2$, it can be shown the same as in the last paragraph by replacing b^3 with b^2 , that C can be settled.

Case 4.2.1.3. If a^1 is not adjacent to any vertex outside the component C , but to some vertices inside C , then let u denote the farthest neighbor on C (tie breaks arbitrarily). Note that u cannot be any head vertex, as otherwise it violates the algorithm; u cannot be any tail vertex either, unless it is b^2 or b^3 .

When $u = b^3$ (whether $b^3 = b_{j_3}$ or not), we can add the edges $\{b^3, a^1\}$ and $\{a_{j_1}, b^1\}$ to C while

delete the edges $\{a_{j_2}, a_{j_1}\}$ and $\{a^1, b^1\}$ from C to obtain a path with leaves b^2, b^1 ; we also can add the edges $\{b^3, a^1\}$ and $\{a_{j_1}, b^1\}$ to C while delete the edges $\{a_{j_2}, a_{j_1}\}$ and $\{a_{j_1}, b_{j_1}\}$ from C to obtain a path with leaves b^2, b_{j_1} . It follows that the maximum total weight of the internal vertices between the two paths is at least $a^2 + a_{j_1} + a^1 + \max\{b_{j_1}, b^1\} \geq 2(b^2 + \min\{b_{j_1}, b^1\})$; therefore, C is settled.

When $u = b^2$, it can be shown the same as in the last paragraph by replacing b^3 with b^2 , that C can be settled.

Case 4.2.1.4. If b_{j_1} is not adjacent to any vertex outside the component C , but to some vertices inside C , then let u denote the farthest neighbor on C (tie breaks arbitrarily). Similar to Case 4.2.1.2, when $u \in \{a_{j_3}, b_{j_3}, b_{j_2}\}$, we can convert C into a path with leaves b^3, b^2 to settle C .

When u is a head, say a_{j_4} of the edge e_{j_4} in the type-V component attached to b_{j_2} (or b_{j_3}), and assume that a_{j_4} is adjacent to b_{j_5} besides b_{j_4} , then we can add the edges $\{a_{j_4}, b_{j_1}\}$ and $\{a_{j_1}, b^1\}$ to C while delete the edges $\{a_{j_4}, b_{j_5}\}$ and $\{a_{j_1}, b_{j_1}\}$ from C to obtain a tree with leaves b^3, b^2, b_{j_5} ; the maximum total weight of the internal vertices among the three trees is at least $a^3 + a^2 + a_{j_1} + b_{j_1} + a_{j_5} + b_{j_5} + a^1 + b^1 - \min\{b_{j_1}, b_{j_5}, b^1\} \geq 2(b^3 + b^2 + \min\{b_{j_1}, b_{j_5}, b^1\})$, which settles C .

When u is a tail, say b_{j_4} of the edge e_{j_4} in the type-V component attached to b_{j_2} (or b_{j_3}), but $b_{j_4} \notin \{b^2, b^3\}$, then from the claw-free property and the definition of u we conclude that b_{j_1} is also adjacent to a_{j_4} . Thus the argument in the last paragraph applies to settle C .

Lastly, when $u = b^3$ (or b^2 , which can be shown in the same way), we conclude that b^3 is adjacent to either a_{j_1} , which is settled in Case 4.2.1.2, or a^1 , which is settled in Case 4.2.1.3.

Case 4.2.2. Assume b_{j_1} is not adjacent to a_{j_2} but to b^1 . By treating a_{j_1} as the vertex v in Operation 1, we conclude that at least one of the two vertices b_{j_1}, a^1 is adjacent to a vertex u outside the set $\{a_{j_1}, b_{j_1}, a^1, b^1\}$.

Case 4.2.2.1. If b_{j_1} is adjacent to a vertex u outside the component C , then we add the edge $\{a_{j_1}, b^1\}$ to C while delete the edge $\{a_{j_1}, b_{j_1}\}$ from C to obtain a tree with leaves b^3, b^2, b_{j_1} ; thus, adding the edge $\{b_{j_1}, u\}$ to F settles C .

If a^1 is adjacent to a vertex u outside the component C , then we add the edges $\{b_{j_1}, b^1\}$ and $\{a_{j_1}, b^1\}$ to C while delete the edges $\{a_{j_1}, b_{j_1}\}$ and $\{a^1, b^1\}$ from C to obtain a tree with leaves b^3, b^2, a^1 ; thus, adding the edge $\{a^1, u\}$ to F settles C .

Case 4.2.2.2. If a^1 is not adjacent to any vertex outside the component C , but to some vertices inside C , then let u denote the farthest neighbor on C (tie breaks arbitrarily). Note that u cannot be any head vertex, as otherwise it violates the algorithm; u cannot be any tail vertex either, unless it is b^2 or b^3 .

When $u = b^3$ (whether $b^3 = b_{j_3}$ or not), we can add the edges $\{b^3, a^1\}$ and $\{a_{j_1}, b^1\}$ to C while delete the edges $\{a_{j_2}, a_{j_1}\}$ and $\{a^1, b^1\}$ from C to obtain a path with leaves b^2, b^1 ; we also can add the edges $\{b^3, a^1\}$ and $\{a_{j_1}, b^1\}$ to C while delete the edges $\{a_{j_2}, a_{j_1}\}$ and $\{a_{j_1}, b_{j_1}\}$ from C to obtain a path with leaves b^2, b_{j_1} . It follows that the maximum total weight of the internal vertices between the two paths is at least $a^2 + a_{j_1} + a^1 + \max\{b_{j_1}, b^1\} \geq 2(b^2 + \min\{b_{j_1}, b^1\})$; therefore, C is settled.

When $u = b^2$, it can be shown the same as in the last paragraph by replacing b^3 with b^2 , that C can be settled.

Case 4.2.2.3. If b_{j_1} is not adjacent to any vertex outside the component C , but to some vertices inside C , then let u denote the farthest neighbor on C (tie breaks arbitrarily). Note that $u \neq a_{j_2}$, which is Case 4.2.1. Similar to Case 4.2.1.2, when $u \in \{a_{j_3}, b_{j_3}, b_{j_2}\}$, we can convert C into a path with leaves b^3, b^2 to settle C .

When u is a head, say a_{j_4} of the edge e_{j_4} in the type-V component attached to b_{j_2} (or b_{j_3}), and assume that a_{j_4} is adjacent to b_{j_5} besides b_{j_4} , then we can add the edges $\{a_{j_4}, b_{j_1}\}$ and $\{a_{j_1}, b^1\}$ to C while delete the edges $\{a_{j_4}, b_{j_5}\}$ and $\{a_{j_1}, b_{j_1}\}$ from C to obtain a tree with leaves b^3, b^2, b_{j_5} ; the maximum total weight of the internal vertices among the three trees is at least $a^3 + a^2 + a_{j_1} + b_{j_1} + a_{j_5} + b_{j_5} + a^1 + b^1 - \min\{b_{j_1}, b_{j_5}, b^1\} \geq 2(b^3 + b^2 + \min\{b_{j_1}, b_{j_5}, b^1\})$, which settles C .

When u is a tail, say b_{j_4} of the edge e_{j_4} in the type-V component attached to b_{j_2} (or b_{j_3}), but $b_{j_4} \notin \{b^2, b^3\}$, then from the claw-free property and the definition of u we conclude that b_{j_1} is also adjacent to a_{j_4} . Thus the argument in the last paragraph applies to settle C .

Lastly, when $u = b^3$ (or b^2 , which can be shown in the same way), we conclude that b^3 is adjacent to either a_{j_1} , which is settled in Case 4.2.1.2, or a^1 , which is settled in Case 4.2.1.3.

Case 5. If $b^1 \neq b_{j_1}$ and $v = a_{j_2}$, then by the claw-free property there is at least an edge among b_{j_2}, a_{j_1}, b^1 . Note that b_{j_2} and b^1 cannot be adjacent due to the definition of the vertex v being the farthest. If a_{j_1} and b^1 are adjacent, then it has been proven in the above Case 4 that C can be settled. If b_{j_2} and a_{j_1} are adjacent, then we add the edges $\{a_{j_2}, b^1\}$ and $\{a_{j_1}, b_{j_2}\}$ to C while delete the edges $\{a_{j_1}, b_{j_1}\}$ and $\{a_{j_2}, b_{j_2}\}$ from C ; this way we obtain a path with two leaves b^2 and b^3 , and thus it settles C .

Case 6. If $b^1 \neq b_{j_1}$ and $v = b_{j_2}$, then we add the edge $\{b_{j_2}, b^1\}$ to C while delete the edge $\{a_{j_2}, b_{j_2}\}$ from C ; this way we obtain a path with two leaves b^2 and b^3 , and thus it settles C .

If $b^1 \neq b_{j_1}$ and $v = a_{j_3}$, then we add the edge $\{a_{j_3}, b^1\}$ to C while delete the edge $\{a_{j_3}, a_{j_2}\}$ from C ; this way we obtain a path with two leaves b^2 and b^3 , and thus it settles C .

If $b^1 \neq b_{j_1}$ and $v = b_{j_3}$, then there are two possible scenarios. When $b^3 \neq b_{j_3}$, by the claw-free property a_{j_3} and b^1 must be adjacent, and the last paragraph shows that C is settled. When $b^3 = b_{j_3}$, we add the edge $\{b^3, b^1\}$ to C while either delete the edge $\{a^3, a_{j_2}\}$ from C to achieve a path with two leaves a^3, b^2 , or delete the edge $\{a_{j_1}, b_{j_1}\}$ from C to achieve a tree with leaves a_{j_1}, b_{j_1}, b^2 ; we may also do nothing to C which is a tree with leaves b^1, b^2, b^3 . Among these three trees, the maximum total weight of the internal vertices is at least $a^3 + b^3 + a^2 + a_{j_1} + b_{j_1} + a^1 + b^1 - \min\{a^3, a_{j_1} + b_{j_1}, b^1 + b^3\} \geq 2(b^2 + \min\{a^3, a_{j_1} + b_{j_1}, b^1 + b^3\})$; thus, C is settled.

Case 7. If $b^1 \neq b_{j_1}$, $b^2 \neq b_{j_2}$, and v is in the type-V component containing b^2 , we distinguish whether v is a head or a tail. (Note that the same argument applies to $b^3 \neq b_{j_3}$ and v is in the type-V component containing b^3 .)

Case 7.1. If v is a head, say a_{j_4} of the edge e_{j_4} , and assume that a_{j_4} is adjacent to b_{j_5} besides b_{j_4} , then we consider two distinct scenarios.

Case 7.1.1. When $b_{j_5} \neq b_{j_2}$, besides two leaves b^2 and b^3 , we either do nothing to C to leave b^1 as a leaf, or add the edge $\{a_{j_4}, b^1\}$ to C while delete the edge $\{a_{j_4}, b_{j_5}\}$ from C to leave b_{j_5} as a leaf, or add the edge $\{a_{j_4}, b^1\}$ to C while delete the edge $\{a_{j_2}, b_{j_2}\}$ from C to leave b_{j_2} as a leaf. Among these three trees, the maximum total weight of the internal vertices is at least $a^3 + a^2 + a^1 + b^1 + a_{j_2} + b_{j_2} + a_{j_5} + b_{j_5} - \min\{b^1, b_{j_2}, b_{j_5}\} \geq 2(b^3 + b^2 + \min\{b^1, b_{j_2}, b_{j_5}\})$; thus, C is settled.

Case 7.1.2. When $b_{j_5} = b_{j_2}$, by the claw-free property and the definition of the vertex v we conclude that b_{j_2} is adjacent to at least one of b_{j_4} and b^1 . If b_{j_2} and b_{j_4} are adjacent, then we add the edges $\{a_{j_4}, b^1\}$ and $\{b_{j_2}, b_{j_4}\}$ to C while delete the edges $\{a_{j_2}, b_{j_2}\}$ and $\{a_{j_4}, b_{j_4}\}$ from C to obtain a path with leaves b^2 and b^3 ; if b_{j_2} and b^1 are adjacent, then we add the edge $\{b_{j_2}, b^1\}$ to C while delete the edge $\{a_{j_2}, b_{j_2}\}$ from C to obtain a path with leaves b^2 and b^3 . Thus, C is settled.

Case 7.2. In the other case v is a tail, say b_{j_4} of the edge e_{j_4} .

Case 7.2.1. If $b^2 = b_{j_4}$, then besides the leaf b^3 , we either do nothing to C to leave b^1, b^2 as leaves, or add the edge $\{b^1, b^2\}$ to C and delete the edge $\{a_{j_2}, a_{j_1}\}$ to leave a_{j_1} as a leaf, or add the edge $\{b^1, b^2\}$ to C and delete the edge $\{a_{j_2}, b_{j_2}\}$ to leave b_{j_2} as a leaf. Among these three trees, the maximum total weight of the internal vertices is at least $a^3 + a_{j_1} + a_{j_2} + b_{j_2} + b^1 + b^2 - \min\{b^1 + b^2, a_{j_1}, b_{j_2}\} \geq 2(b^3 + \min\{b^1 + b^2, a_{j_1}, b_{j_2}\})$; thus, C is settled.

Case 7.2.2. If $b^2 \neq b_{j_4}$, then by the claw-free property and the definition of v we conclude that b^1 is adjacent to a_{j_4} too. Assume that a_{j_4} is adjacent to b_{j_5} besides b_{j_4} . When $b_{j_5} \neq b_{j_2}$, the argument in Case 7.1.1 can be applied to settle C ; when $b_{j_5} = b_{j_2}$, besides the leaves b^2 and b^3 , we either do nothing to C to leave b^1 as a leaf, or add the edge $\{b^1, a_{j_4}\}$ to C and delete the edge $\{a_{j_2}, b_{j_2}\}$ to leave b_{j_2} as a leaf, or add the edge $\{b^1, a_{j_4}\}$ to C and delete the edge $\{a_{j_2}, a_{j_1}\}$ to leave a_{j_1} as a leaf. Among these three trees, the maximum total weight of the internal vertices is at least $a^3 + a^2 + a_{j_1} + a_{j_2} + b_{j_2} + a^1 + b^1 - \min\{b^1, a_{j_1}, b_{j_2}\} \geq 2(b^3 + b^2 + \min\{b^1, a_{j_1}, b_{j_2}\})$; thus, C is settled. This finishes the discussion on Case 7.

In summary, Cases 2-7 together prove that when $b^1 \neq b_{j_1}$, the component C can be settled. We next consider the situation where $b^1 = b_{j_1}$, that is, there is no type-V component adjacent to b_{j_1} .

Case 8. If $b^1 = b_{j_1}$ and $v = a_{j_2}$, then $d_G(b^1) = 2$ and thus $d_G(a^1) \geq 3$ by Operation 1.

Case 8.1. If there is a vertex u outside C that is adjacent to a^1 , then we add the edge $\{a^1, u\}$ to F , add the edge $\{a_{j_2}, b^1\}$ to C while delete the edge $\{a_{j_2}, a^1\}$ from C ; this way, C is settled.

Case 8.2. Note that if a^1 and b_{j_3} ($\neq b^3$) are adjacent, then a_1 and a_{j_3} are adjacent too. By the claw-free property, we conclude that a^1 must be adjacent to a vertex $u \in \{a_{j_3}, b^3, b_{j_2}, b^2\}$.

Case 8.2.1. When $u = a_{j_3}$ (or $u = b_{j_2}$), we add the edges $\{a^1, u\}$ and $\{b^1, a_{j_2}\}$ to C while delete the edges $\{u, a_{j_2}\}$ and $\{a_{j_2}, a^1\}$ from C ; this way, we obtain a path with two leaves b^3 and b^2 , and thus settle C .

Case 8.2.2. Otherwise, a_{j_3} and b_{j_2} are adjacent. When $u = b^2$ ($\neq b_{j_2}$), we add the edge $\{a^1, b^2\}$ to C while delete the edge $\{a_{j_2}, a^1\}$ from C , to obtain a path with two leaves b^3 and b^1 ; we may also add the edges $\{a^1, b^2\}$ and $\{a_{j_2}, b^1\}$ to C while delete the edges $\{a_{j_2}, a^1\}$ and $\{a_{j_2}, b_{j_2}\}$ from C to obtain a path with two leaves b^3 and b_{j_2} . Between these two paths, the maximum total weight of the internal vertices is at least $a^3 + a_{j_2} + b_{j_2} + a^1 + b^1 - \min\{b^1, b_{j_2}\} \geq 2(b^3 + \min\{b^1, b_{j_2}\})$; thus, C is settled. When $u = b^3$ ($\neq b_{j_3}$), the same argument applies to settle C .

Case 9. If $b^1 = b_{j_1}$ and $v = b_{j_2}$, we add the edge $\{b^1, b_{j_2}\}$ to C while delete the edge $\{a_{j_2}, b_{j_2}\}$ from C ; this way, we obtain a path with two leaves b^3 and b^2 , and thus C is settled.

If $b^1 = b_{j_1}$ and $v = a_{j_3}$, we add the edge $\{b^1, a_{j_3}\}$ to C while delete the edge $\{a_{j_3}, a_{j_2}\}$ from C ; this way, we obtain a path with two leaves b^3 and b^2 , and thus C is settled.

If $b^1 = b_{j_1}$ and $v = b_{j_3}$, then we distinguish whether $b_{j_3} = b^3$ or not. When $b_{j_3} \neq b^3$, then b^1 and a_{j_3} must be adjacent in G and thus C can be settled as in the last paragraph. When $b_{j_3} = b^3$, if a_{j_3} is adjacent to one of a^1 and b_{j_2} , then we can obtain a path with two leaves b^3 and b^2 to settle C ; if a^1 and b_{j_2} are adjacent and $b_{j_2} \neq b^2$, then we can obtain a path with two leaves being b^2 and the lightest among a^3, a_{j_2}, a^1 , and thus the total weight of the internal vertices of this path is at least $a^2 + a^3 + a_{j_2} + a^1 + b^1 - \min\{a^3, a_{j_2}, a^1\} \geq 2(b_2 + \min\{a^3, a_{j_2}, a^1\})$, which settles C ; otherwise $b_{j_2} = b^2$, and then we add the edge $\{a^1, b^2\}$ to C while delete the edge $\{a^2, a^1\}$ from C to obtain a cycle, followed by deleting the lightest edge of $C \cap M^* = \{\{a^1, b^1\}, \{a^2, b^2\}, \{a^3, b^3\}\}$ to settle C .

Case 10. If $b^1 = b_{j_1}$, $b^2 \neq b_{j_2}$, and v is in the type-V component containing b^2 , we distinguish whether v is a head or a tail. Note that the case where $b^3 \neq b_{j_3}$ and v is in the type-V component containing b^3 can be argued in exactly the same way.)

Case 10.1. If v is a head, say a_{j_4} of the edge e_{j_4} , assume that a_{j_4} is adjacent to b_{j_5} besides b_{j_4} . Exactly the same argument as in Case 7.1 applies to settle C , since it does not matter whether $b^1 = b_{j_1}$ or not.

Case 10.2. If v is a tail, say b_{j_4} of the edge e_{j_4} . Note that $b_{j_4} \neq b_{j_2}$, which has been dealt in Case 9. The same argument as in Case 7.2 by replacing a_{j_1} with a^1 , since we now have $a^1 = a_{j_1}$,

applies to settle C .

All possible cases have been discussed in the above. The lemma is proven. \square

Lemma 11 *A type-III component in the subgraph H_3 can be settled.*

PROOF. Recall that a type-III component C in its original form contains only one edge $e_{j_1} = \{a_{j_1}, b_{j_1}\}$ of M^* , with another edge $\{a_{j_1}, x\}$ where $x \in X$ (see Figure 3a); there could be a type-V component attached to b_{j_1} , with its tail b^1 replacing the role of b_{j_1} . Such a component C can be regarded as a *degenerated* type-I component, where the vertex x is substituted with an edge $\{a_x, b_x\}$ such that $w(a_x) = w(b_x) = 0$. That is, C can be settled in an easier manner compared to a type-I component, since there is no type-V component attached to b_x . The detailed case-by-case proof is left in the Appendix. \square

Lemma 12 *A type-IV component in the subgraph H_3 can be settled.*

PROOF. Denote the two edges of M^* in the type-IV component C in its original form as e_{j_1} and e_{j_2} . Note that both a_{j_1} and a_{j_2} are adjacent to a vertex $x \in X$ (see Figure 3b), and there could be a type-V component attached to b_{j_1} and b_{j_2} , respectively, with the tails b^1, b^2 replacing the roles of b_{j_1}, b_{j_2} . Such a component C can be regarded as a *degenerated* type-II component, where the vertex x is substituted with an edge $\{a_x, b_x\}$ such that $w(a_x) = w(b_x) = 0$. That is, C can be settled in an easier manner compared to a type-II component, since there is no type-V component attached to b_x . The detailed case-by-case proof is left in the Appendix. \square

Lemma 13 *A type-VI component in the subgraph H_3 can be settled.*

PROOF. Recall that a type-VI component C is a cycle containing two or more edges of M^* , where the head of one edge of M^* is adjacent to the tail of another edge of M^* (see Figure 4b). Clearly, if there are three or more edges of M^* in C , we simply delete the lightest one to settle C . In the sequel we deal with the case where C is a length-4 cycle. Denote the two edges of $C \cap M^*$ as $\{a^1, b^1\}$ and $\{a^2, b^2\}$, and assume that $w(b^1) \geq w(b^2)$.

If a^1 (a^2 , respectively) is adjacent to a vertex v outside C , then we add the edge $\{a^1, v\}$ ($\{a^2, v\}$, respectively) to F and delete the edge $\{a^1, b^2\}$ ($\{a^2, b^2\}$, respectively) from C ; this way, the total weight of the internal vertices is at least $a^1 + a^2 + b^1 \geq 3b^2$, and thus C is settled.

If neither a^1 or a^2 is adjacent to any vertex v outside C , then we conclude from the construction algorithm that $d_G(a^1) = d_G(a^2) = 2$ since a^1 and a^2 are not adjacent to each other. It follows from the claw-free property that neither b^1 or b^2 can be adjacent to any vertex u outside C . This implies $|V| = 4$, a contradiction. The lemma is proved. \square

Theorem 2 *The MwIST problem on claw-free graphs admits a $12/7$ -approximation algorithm.*

PROOF. The above Lemmas 9–13 state that every component of the subgraph $H_3 = G[V, M^* \cup M^{aa} \cup N^{aa} \cup N^{ax} \cup M^{ab} \cup N^{ab}]$ can be settled, without affecting any other components. Also, such a settling process for a component takes only linear time, by scanning once the edges in the subgraph induced on the set of vertices of the component. By settling, essentially the component is converted into a tree, possibly with one edge of F specified for connecting a leaf of the tree outwards.

In the next step of the algorithm, it iteratively processes the heaviest component C , i.e. with the largest $w(C \cap M^*)$. If the component C has been associated with an edge e of F , and using the edge e to connect a leaf of the resultant tree for C outwards does not create a cycle, then the algorithm does this and C is processed. This guarantees the total weight of the internal vertices in $V(C)$ is at least $2w(C \cap M^*)/3$. If using the edge e to connect a leaf of the resultant tree for C outwards would create a cycle, the algorithm processes C by replacing C with another tree that guarantees the total weight of the internal vertices in $V(C)$ at least $\frac{1}{2}w(C \cap M^*)$. Notice that the latter case happens only because of (at least) one edge of F in an earlier iteration where a distinct component C' was processed, which connects a vertex of C' into a vertex of C . Therefore, every such C is associated with a distinct component C' processed by the algorithm in an earlier iteration, and thus $w(C') \geq w(C)$. On the other hand, every such component C' is associated to one C only, due to its edge in F connecting a leaf outwards into a vertex of C . It follows that for this pair of components C and C' , the total weight of the internal vertices in $V(C) \cup V(C')$ is at least

$$w(C)/2 + 2w(C')/3 \geq 7(w(C) + w(C'))/12.$$

After all components of H_3 are processed, we obtain a forest for which the total weight of the internal vertices therein is at least $7w(M^*)/12$. The algorithm lastly uses any other available edges of E to interconnect the forest into a final tree, denoted as T ; clearly $w(T) \geq 7w(M^*)/12$.

The time for the interconnecting purpose is at most $O(m \log n)$. Therefore, by Corollary 1 we have a $7/12$ -approximation algorithm for the MwIST problem on claw-free graphs. \square

4 Concluding remarks

We have presented an improved approximation algorithm for the vertex weighted MIST problem, denoted MwIST, which achieves the worst-case performance ratio $1/2$, beating the previous best ratio of $1/(3 + \epsilon)$, designed by Knauer and Spoerhase in 2009. The key ingredient in the design and analysis of our algorithm is a novel relationship between MwIST and the maximum weight matching, which we uncovered and it is inspired by the work [12, 11, 2]. A step further, for the problem restricted to claw-free graphs, we presented a $7/12$ -approximation algorithm, improving the previous best ratio of $1/2$ designed by Salamon in 2009 for claw-free graphs without leaves. It would be interesting to see whether this newly uncovered relationship, possibly combined with other new ideas, can be explored further to design better approximation algorithms for MwIST, or special cases of MwIST including claw-free graphs and cubic graphs.

Acknowledgement

ZZC was supported in part by the Grant-in-Aid for Scientific Research of the Ministry of Education, Science, Sports and Culture of Japan, under Grant No. 24500023. GL was supported by the NSERC Canada, and most of his work was done while visiting the Tokyo Denki University at Hatoyama. LW was supported by the Hong Kong GRF Grants CityU 114012 and CityU 123013. YC was supported in part by the NSERC Canada, the NNSF China under Grants No. 11401149, 11201105, and 11571252, and the China Scholarship Council under Grant No. 201508330054.

References

- [1] D. Binkle-Raible, H. Fernau, S. Gaspers, and M. Liedloff. Exact and parameterized algorithms for max internal spanning tree. *Algorithmica*, 65:95–128, 2013.
- [2] Z.-Z. Chen, Y. Harada, and L. Wang. An approximation algorithm for maximum internal spanning tree. *CoRR*, abs/1608.00196, 2016.
- [3] N. Coben, F. V. Fomin, G. Gutin, E. J. Kim, S. Saurabh, and A. Yeo. Algorithm for finding k -vertex out-trees and its application to k -internal out-branching problem. *Journal of Computer and Systems Science*, 76:650–662, 2010.
- [4] F. V. Fomin, S. Gaspers, S. Saurabh, and S. Thomasse. A linear vertex kernel for maximum internal spanning tree. *Journal of Computer and Systems Science*, 79:1–6, 2013.
- [5] F. V. Fomin, D. Lokshtanov, F. Grandoni, and S. Saurabh. Sharp separation and applications to exact and parameterized algorithms. *Algorithmica*, 63:692–706, 2012.
- [6] M. R. Garey and D. S. Johnson. *Computers and Intractability: A Guide to the Theory of NP-completeness*. W. H. Freeman and Company, San Francisco, 1979.
- [7] M. Knauer and J. Spoerhase. Better approximation algorithms for the maximum internal spanning tree problem. In *Proceedings of WADS 2009, LNCS 5664*, pages 489–470, 2009.
- [8] W. Li, J. Chen, and J. Wang. Deeper local search for better approximation on maximum internal spanning tree. In *Proceedings of ESA, LNCS 8737*, pages 642–653, 2014.
- [9] W. Li, J. Wang, J. Chen, and Y. Cao. A $2k$ -vertex kernel for maximum internal spanning tree. In *Proceedings of WADS 2015, LNCS 9214*, pages 495–505, 2015.
- [10] X. Li, H. Jiang, and H. Feng. Polynomial time for finding a spanning tree with maximum number of internal vertices on interval graphs. In *Proceedings of FAW 2016*, 2016.
- [11] X. Li and D. Zhu. A $4/3$ -approximation algorithm for the maximum internal spanning tree problem. *CoRR*, abs/1409.3700, 2014.
- [12] X. Li and D. Zhu. Approximating the maximum internal spanning tree problem via a maximum path-cycle cover. In *Proceedings of ISAAC, LNCS 8889*, pages 467–478, 2014.
- [13] E. Prieto. *Systematic kernelization in FPT algorithm design*. PhD thesis, The University of Newcastle, Australia, 2005.
- [14] E. Prieto and C. Sliper. Either/or: Using vertex cover structure in designing fpt-algorithms – the case of k -internal spanning tree. In *Proceedings of WADS 2003, LNCS 2748*, pages 474–483, 2003.
- [15] E. Prieto and C. Sloper. Reducing to independent set structure – the case of k -internal spanning tree. *Nordic Journal of Computing*, 12:308–318, 2005.
- [16] G. Salamon. Approximating the maximum internal spanning tree problem. *Theoretical Computer Science*, 410:5273–5284, 2009.
- [17] G. Salamon. *Degree-Based Spanning Tree Optimization*. PhD thesis, Budapest University of Technology and Economics, Hungary, 2009.

- [18] G. Salamon and G. Wiener. On finding spanning trees with few leaves. *Information Processing Letters*, 105:164–169, 2008.

PROOF. (Proof of Lemma 11) Recall that a type-III component C in its original form contains only one edge $e_{j_1} = \{a_{j_1}, b_{j_1}\}$ of M^* , with another edge $\{a_{j_1}, x\}$ where $x \in X$ (see Figure 3a); there could be a type-V component attached to b_{j_1} , with its tail b^1 replacing the role of b_{j_1} .

Case 1. If b^1 is adjacent to a vertex v outside C , then we add the edge $\{b^1, v\}$ to F , which settles C , since the total weight of the internal vertices in C is $w(C \cap M^*)$.

We next consider the case where b^1 is not adjacent to any vertex outside C , and thus it has to be adjacent to some vertex inside C . Note that C is a path with b^1 and x being its two ending vertices. Let v denote the vertex adjacent to b^1 that is the farthest to b^1 on C . We distinguish this distance $d_C(b^1, v) \geq 2$ and where v locates.

Case 2. If $b^1 \neq b_{j_1}$ and v is in the type-V component containing b^1 , then v must be a tail of an edge of M^* and thus $d_C(b^1, v)$ is even. Denote this edge as $e_{j_2} = \{a_{j_2}, b_{j_2}\}$, that is $v = b_{j_2}$.

Case 2.1. If $d_C(b^1, v) \geq 4$, then denote the head vertex b_{j_2} is adjacent to in the type-V component as a_{j_3} , besides a_{j_2} . We conclude from the claw-free property that there must be at least an edge among a_{j_2}, a_{j_3}, b^1 , which contradicts the identity of the type-V component. Therefore, this is impossible to have $d_C(b^1, v) \geq 4$.

Case 2.2. If $d_C(b^1, v) = 2$, then we conclude that $d_G(b^1) = 2$ and thus $d_G(a^1) \geq 3$ by Operation 1, i.e. there is at least another edge incident at a^1 besides $\{a^1, b_{j_2}\}$ and $\{a^1, b^1\}$. Denote this neighbor of a^1 as u , which is impossible to be inside C by our construction algorithm. Thus, we add the edge $\{b^1, b_{j_2}\}$ to C while delete the edge $\{a^1, b_{j_2}\}$ from C , and add the edge $\{a^1, u\}$ to F ; this way, the component becomes a path and thus C is settled.

Case 3. If $b^1 \neq b_{j_1}$ and $v = b_{j_1}$, we consider the size of the type-V component containing b^1 .

Case 3.1. If this type-V component contains more than one edge of M^* , then by the claw-free property a_{j_1} must be adjacent to b^1 , which violates the definition of v being the farthest and thus it is impossible.

Case 3.2. If the type-V component containing b^1 has only one edge of M^* , that is $\{a^1, b^1\}$, then exactly the same argument in Case 2.2 settles C .

Case 4. If $b^1 \neq b_{j_1}$ and $v = a_{j_1}$, then we leave C as it is if $w(b^1) \leq w(b_{j_1})$, or we add the edge $\{a_{j_1}, b^1\}$ to C while delete the edge $\{a_{j_1}, b_{j_1}\}$ from C . In either case, the total weight of the internal vertices in the resultant path is at least $a_{j_1} + a^1 + \max\{b_{j_1}, b^1\} \geq 3 \min\{b_{j_1}, b^1\}$, and thus it settles C .

Case 5. If $b^1 \neq b_{j_1}$ and $v = x$, then we leave C as it is if $w(b^1) \leq w(a_{j_1})$, or we add the edge $\{x, b^1\}$ to C while delete the edge $\{a_{j_1}, x\}$ from C . In either case, the total weight of the internal vertices in the resultant path is at least $a^1 + \max\{a_{j_1}, b^1\} \geq 2 \min\{a_{j_1}, b^1\}$, and thus it settles C .

In summary, Cases 2-5 together prove that when $b^1 \neq b_{j_1}$, the component C can be settled. We next consider the situation where $b^1 = b_{j_1}$, that is, there is no type-V component adjacent to b_{j_1} .

Case 6. If $b^1 = b_{j_1}$, then $v = x$, and we conclude that $d_G(b^1) = 2$ and thus $d_G(a^1) \geq 3$ by Operation 1, that is, there is a vertex u outside C that is adjacent to a^1 . Thus we add the edge $\{a^1, u\}$ to F , add the edge $\{x, b^1\}$ to C while delete the edge $\{a^1, x\}$ from C ; this way, C is settled.

All possible cases have been discussed in the above. The lemma is proven. \square

PROOF. (Proof of Lemma 12) Denote the two edges of M^* in the type-IV component C in its original form as e_{j_1} and e_{j_2} . Note that both a_{j_1} and a_{j_2} are adjacent to a vertex $x \in X$ (see Figure 3b), and there could be a type-V component attached to b_{j_1} and b_{j_2} , respectively, with the tails b^1, b^2 replacing the roles of b_{j_1}, b_{j_2} . We assume w.l.o.g. that $w(b^1) \geq w(b^2)$.

Case 1. If b^1 is adjacent to a vertex v outside C , then we add the edge $\{b^1, v\}$ to F , which settles C , since the total weight of the internal vertices in C is at least $a^1 + b^1 + a^2 \geq 3b^2$.

We next consider the case where b^1 is not adjacent to any vertex outside C , and thus it has to be adjacent to some vertex inside C . Note that C is a path with b^1 and b^2 being its two ending vertices. Let v denote the vertex adjacent to b^1 that is the farthest to b^1 on C . We distinguish this distance $d_C(b^1, v) \geq 2$ and where v locates.

Case 2. If $b^1 \neq b_{j_1}$ and v is in the type-V component containing b^1 , then v must be a tail of an edge of M^* and thus $d_C(b^1, v)$ is even. Denote this edge as $e_{j_3} = \{a_{j_3}, b_{j_3}\}$, that is $v = b_{j_3}$.

Case 2.1. If $d_C(b^1, v) \geq 4$, then denote the head vertex b_{j_3} is adjacent to in the type-V component as a_{j_4} , besides a_{j_3} . We conclude from the claw-free property that there must be at least an edge among a_{j_3}, a_{j_4}, b^1 , which contradicts the identity of the type-V component. Therefore, it is impossible to have $d_C(b^1, v) \geq 4$.

Case 2.2. If $d_C(b^1, v) = 2$, then we conclude that $d_G(b^1) = 2$ and thus $d_G(a^1) \geq 3$ by Operation 1, i.e. there is at least another edge incident at a^1 besides $\{a^1, b_{j_3}\}$ and $\{a^1, b^1\}$. Denote this neighbor of a^1 as u . If u is inside C , then $u = b^2$ by our construction algorithm and the claw-free property. We add the edges $\{a^1, b^2\}$ and $\{b_{j_3}, b^1\}$ to C while delete the edge $\{b_{j_3}, a^1\}$ from C to obtain a cycle, followed by deleting the lightest edge of $C \cap M^*$; this settles C since $C \cap M^*$ has at least three edges. If u is outside C , then we add the edge $\{b^1, b_{j_3}\}$ to C while delete the edge $\{a^1, b_{j_3}\}$ from C , and add the edge $\{a^1, u\}$ to F ; this way, the component becomes a path and thus C is settled.

Case 3. If $b^1 \neq b_{j_1}$ and $v = b_{j_1}$, we consider the size of the type-V component containing b^1 .

Case 3.1. If this type-V component contains more than one edge of M^* , then by the claw-free property a_{j_1} must be adjacent to b^1 , which violates the definition of v being the farthest and thus it is impossible.

Case 3.2. If the type-V component containing b^1 has only one edge of M^* , that is $\{a^1, b^1\}$, then from the definition of v we have $d_G(b^1) = 2$, and thus $d_G(a^1) \geq 3$ by Operation 1, i.e. there is at least another edge incident at a^1 besides $\{a^1, b_{j_1}\}$ and $\{a^1, b^1\}$. The same argument as in Case 2.2, with j_3 replaced by j_1 , applies to settle C .

Case 4. If $b^1 \neq b_{j_1}$ and $v = a_{j_1}$, then we leave C as it is when $w(b^1) \leq w(b_{j_1})$, or we add the edge $\{a_{j_1}, b^1\}$ to C while delete the edge $\{a_{j_1}, b_{j_1}\}$ from C . In either case, the total weight of the internal vertices in the resultant path is at least $a^2 + a_{j_1} + a^1 + \max\{b_{j_1}, b^1\} \geq 2(b^2 + \min\{b_{j_1}, b^1\})$, and thus it settles C .

Case 5. If $b^1 \neq b_{j_1}$ and $v = x$, then by the definition of v and the claw-free property a_{j_1} and b^1 are adjacent. We thus settle C as in Case 4. We note that this is simpler than Case 5 in the proof of Lemma 10 because here a_{j_1} and a_{j_2} cannot be adjacent.

Case 6. If $b^1 \neq b_{j_1}$ and $v = a_{j_2}$, then we add the edge $\{a_{j_2}, b^1\}$ to C while delete the edge $\{a_{j_2}, x\}$ from C . This gives a path with leaves b^2 and x , and thus it settles C .

If $b^1 \neq b_{j_1}$ and $v = b_{j_2}$, then we conclude that a_{j_2} and b^1 are adjacent when $b^2 \neq b_{j_2}$, and thus we settle C as in the last paragraph; when $b^2 = b_{j_2}$, we add the edge $\{b^2, b^1\}$ to C to obtain a cycle, followed by deleting the lightest edge of $C \cap M^*$ from C . Since $C \cap M^*$ has at least three edges, this settles C .

Case 7. If $b^1 \neq b_{j_1}$, $b^2 \neq b_{j_2}$, and v is in the type-V component containing b^2 , we distinguish whether v is a head or a tail.

Case 7.1. If v is a head, say a_{j_3} of the edge e_{j_3} , and assume that a_{j_3} is adjacent to b_{j_4} besides b_{j_3} , then we do nothing to C to leave b^1 as a leaf when $w(b^1) \leq w(b_{j_4})$, or otherwise add the edge $\{a_{j_3}, b^1\}$ to C while delete the edge $\{a_{j_3}, b_{j_4}\}$ from C to leave b_{j_4} as a leaf. In either way, the total weight of the internal vertices of the resultant path is at least $a^2 + a_{j_4} + a^1 + \max\{b_{j_4}, b^1\} \geq 2(b^2 + \min\{b_{j_4}, b^1\})$. Therefore, in either case C can be settled.

Case 7.2. If v is a tail, say b_{j_3} of the edge e_{j_3} . If $b^2 = b_{j_3}$, then we add the edge $\{b^1, b^2\}$ to C to obtain a cycle, followed by deleting the lightest edge of $C \cap M^*$ from C . Since $C \cap M^*$ has at least three edges, this settles C . If $b^2 \neq b_{j_3}$, then by the claw-free property and the definition of v we conclude that b^1 is adjacent to a_{j_3} too, and thus the argument in Case 7.1 applies to settle C . This finishes the discussion on Case 7.

In summary, Cases 2-7 together prove that when $b^1 \neq b_{j_1}$, the component C can be settled. We next consider the situation where $b^1 = b_{j_1}$, that is, there is no type-V component adjacent to b_{j_1} .

Case 8. If $b^1 = b_{j_1}$ and $v = x$, and we conclude that $d_G(b^1) = 2$ and thus $d_G(a^1) \geq 3$ by Operation 1, that is there is a vertex u adjacent to a^1 other than x and b^1 .

Case 8.1. If u is inside C , then $u = b^2$ by our construction algorithm and the claw-free property. If $b^2 \neq b_{j_2}$, then we add the edges $\{a^1, b^2\}$ and $\{x, b^1\}$ to C while delete the edge $\{x, a^1\}$ from C to obtain a cycle, followed by deleting the lightest edge of $C \cap M^*$; this settles C since $C \cap M^*$ has at least three edges. If $b^2 = b_{j_2}$, then we add the edges $\{a^1, b^2\}$ and $\{x, b^1\}$ to C while delete the edges $\{x, a^1\}$ and $\{x, a_2\}$ from C to obtain a path with leaves x and a_2 when $w(a_2) \leq w(b^1)$, or otherwise we add the edge $\{a^1, b^2\}$ to C while delete the edge $\{x, a^1\}$ from C to obtain a path with leaves x and b^1 . In either way, the total weight of the internal vertices of the resultant path is at least $a^1 + \max\{a^2, b^1\} \geq 2 \min\{a^2, b^1\}$. Therefore, C can be settled.

Case 8.2. If u is outside C , then we add the edge $\{b^1, x\}$ to C while delete the edge $\{a^1, x\}$ from C , and add the edge $\{a^1, u\}$ to F ; this way, the component becomes a path and thus C is settled.

Case 9. If $b^1 = b_{j_1}$ and $v = a_{j_2}$, then we add the edge $\{a_{j_2}, b^1\}$ to C while delete the edge $\{a_{j_2}, x\}$ from C to obtain a path with leaves x and b^2 . Therefore, C can be settled.

If $b^1 = b_{j_1}$ and $v = b_{j_2}$, when $b^2 \neq b_{j_2}$ then we conclude from the claw-free property and the definition of v that a_{j_2} and b^1 are also adjacent, and thus C can be settled as in the last paragraph; when $b^2 = b_{j_2}$, we can either do nothing to C to leave b^1 and b^2 as leaves, or add the edge $\{b^2, b^1\}$ to C to obtain a cycle, followed by either deleting the edge $\{a^2, x\}$ to obtain a path with leaves a^2 and x , or deleting the edge $\{a^1, x\}$ to obtain a path with leaves a^1 and x . This way, the maximum total weight of the internal vertices among the three resultant paths is at least $a^1 + a^2 + b^1 + b^2 - \min\{a^1, a^2, b^1 + b^2\} \geq 2 \min\{a^1, a^2, b^1 + b^2\}$. Thus, C can be settled.

Case 10. If $b^1 = b_{j_1}$, $b^2 \neq b_{j_2}$, and v is in the type-V component containing b^2 , we distinguish whether v is a head or a tail.

Case 10.1. If v is a head, say a_{j_3} of the edge e_{j_3} , and assume that a_{j_3} is adjacent to b_{j_4} besides b_{j_3} , then we do nothing to C to leave b^1 as a leaf if $w(b^1) \leq w(b_{j_4})$, or otherwise add the edge $\{a_{j_3}, b^1\}$ to C while delete the edge $\{a_{j_3}, b_{j_4}\}$ from C to leave b_{j_4} as a leaf. This way, the total weight of the internal vertices of the resultant path is at least $a^1 + a^2 + a_{j_4} + \max\{b^1, b_{j_4}\} \geq 2(b^2 + \min\{b^1, b_{j_4}\})$. Thus, C can be settled.

Case 10.2. If v is a tail, say b_{j_3} of the edge e_{j_3} . If $b^2 = b_{j_3}$, then we add the edge $\{b^1, b^2\}$ to C to make it a cycle followed by deleting the lightest edge of $C \cap M^*$; this settles C since there are at least three edges in $C \cap M^*$. If $b^2 \neq b_{j_3}$, then from the claw-free property and the definition of v , we conclude that a_{j_3} must be adjacent to b^1 too. Therefore, the same as in Case 10.1, C can be settled.

All possible cases have been discussed in the above. The lemma is proven. \square