

# Probing the interaction between dark matter and dark energy in the presence of massive neutrinos

Suresh Kumar<sup>1,\*</sup> and Rafael C. Nunes<sup>2,†</sup>

<sup>1</sup>*Department of Mathematics, BITS Pilani, Pilani Campus, Rajasthan-333031, India*

<sup>2</sup>*Departamento de Física, Universidade Federal de Juiz de Fora, 36036-330, Juiz de Fora, MG, Brazil*

We consider the possibility of an interaction in the dark sector in the presence of massive neutrinos, and investigate the observational constraints using the most recent CMB anisotropy data in combination with type Ia supernovae, baryon acoustic oscillations, and Hubble parameter measurements. We find that a coupled quintessence with massive neutrinos is mildly favored by the present observational data. The model with massive neutrinos is found to be a promising one to alleviate the current tension between local and global determinations of Hubble constant.

PACS numbers: 95.35.+d; 95.36.+x; 14.60.Pq; 98.80.Es

## I. INTRODUCTION

Since the discovery of accelerated expansion of Universe, there have been numerous efforts on theoretical and observational grounds to explain cause of the cosmic acceleration. The most popular theoretical model, which explains the cosmic acceleration and fits well to the currently available observational data, is the standard  $\Lambda$ CDM (cosmological constant  $\Lambda$  + cold dark matter) model [1]. In this model,  $\Lambda$  is a candidate of dark energy (DE) which is believed to be responsible for the current accelerated expansion of the Universe. This model, however, suffers from some theoretical problems [2, 3], which motivated the researchers to propose new models of DE. One such problem is the coincidence problem which refers to the fact that there is no explanation for the same order of the energy densities of dark matter (DM) and vacuum energy today. To alleviate the coincidence problem, the interaction between DM and DE components of the Universe has been proposed/studied in the literature (see [4, 5] for recent reviews). The interaction in the dark sector is quite appealing since DM and DE are the dominant components in the overall energy budget of the Universe. Moreover, it has recently been shown that the current observational data can favor the late-time interaction between DM and DE [6–10]. In this paper, we shall study a cosmological scenario where DM and DE are not conserved separately rather allowed to interact via a free coupling parameter.

The physics of neutrinos has important implications on the formation of the large-scale structure, big bang nucleosynthesis, cosmic microwave background, and in other cosmological information sources (see [11, 12] for review). The sum of the active neutrino masses ( $\sum m_\nu$ ) as well as the effective number of relativistic degrees of freedom ( $N_{eff}$ ), are still the unknown quantities,

and these have received the attention of researchers in different cosmological contexts lately. Within the framework of  $\Lambda$ CDM model, Planck collaboration [1] has measured  $\sum m_\nu < 0.194$  eV and  $N_{eff} = 3.04 \pm 0.33$  at  $2\sigma$  confidence level. An extension of  $\Lambda$ CDM model has provided  $\sum m_\nu < 0.88$  eV [13]. Constraints on these parameters have also been performed in  $f(R)$  gravity [14, 15], holographic DE [16], parametric dynamical DE models [17], scalar field DE [18–20], and in other pioneer works [21–29]. Estimates for mass of neutrinos have been carried out in other contexts as well such as the solar and atmospheric experiments [30–32], and from the reactor neutrino oscillation anomalies [33, 34].

Given the motivation and the recent indication in favor of an interaction in dark sector, probing the interacting scenario in the dark sector with massive neutrinos would be useful to explore new perspectives in this direction. Therefore, the aim of this paper is to investigate the constraints on  $\sum m_\nu$  in a cosmological scenario, where DM and DE are allowed to interact via a free coupling parameter, by using the latest observational data. In the next section, we briefly review the coupled DM and DE scenario in the presence of the massive neutrinos. In section III, we present the data sets used and the statistical results. We summarize findings of the study in the final section.

## II. INTERACTION IN THE DARK SECTOR WITH MASSIVE NEUTRINOS

We consider a spatially-flat Friedmann-Robertson-Walker (FRW) Universe, and assume that DM and DE are not conserved separately. The energy conservation law for the interacting DM-DE components reads as

$$\nabla_\mu T_{dm}^{\mu\nu} = -\nabla_\mu T_{de}^{\mu\nu}$$

leading to

$$\dot{\rho}_{dm} + 3\frac{\dot{a}}{a}\rho_{dm} = -\dot{\rho}_{de} - 3\frac{\dot{a}}{a}(\rho_{de} + p_{de}). \quad (1)$$

\*Electronic address: suresh.kumar@pilani.bits-pilani.ac.in

†Electronic address: nunes@ecm.ub.edu

The Friedmann equation can be written as

$$3H^2 = 8\pi G (\rho_\gamma + \rho_\nu + \rho_b + \rho_{dm} + \rho_{de}), \quad (2)$$

where  $H = \dot{a}/a$  is the Hubble parameter with an over dot denoting derivative with respect to the cosmic time. Further  $\rho_\gamma$ ,  $\rho_\nu$ ,  $\rho_b$ ,  $\rho_{dm}$ , and  $\rho_{de}$  stand for the energy densities of photons, neutrinos, baryons, cold DM and DE, respectively.

Let us consider that the DM particles can undergo dilution throughout the cosmic history with a small deviation from the standard evolution characterized by a constant  $\delta$  as follows

$$\rho_{dm} = \rho_{dm,0} a^{-3+\delta}, \quad (3)$$

and consider that the DE is described by an equation of state parameter  $w = -p_{de}/\rho_{de} = \text{const.}$ , being  $w > -1$  featuring a quintessence field, and  $w < -1$  a phantom field. From the Eq. (1) and (3) we find

$$\rho_{de} = \rho_{de,0} a^{-3(1+w)} + \frac{\delta \rho_{dm,0}}{3|w| - \delta} \left[ a^{-3+\delta} - a^{-3(1+w)} \right]. \quad (4)$$

The parameter  $\delta$  is the coupling constant that characterizes the interaction between DM and DE, and  $\delta = 0$  implies the absence of interaction while  $\delta < 0$  corresponds to the energy transfer from DM to DE. Hence, the parameter  $\delta$  quantifies the deviation from non-interacting case, without the need of considering a specific interaction term between DM and DE. The above scenario was originally introduced in [35]. Later, it was generalized and analyzed with observational data in [36–38].

We consider the scalar linear perturbations in the present work as described in [38] (and references cited therein). Here let us briefly describe the cosmological evolution of the massive neutrinos. Assuming that the neutrinos decoupling in the early Universe occurs instantly, the zeroth-order distribution function for massive neutrinos is given by the Fermi-Dirac distribution,

$$f_0(q) = \frac{g_s}{h_P^3} \left[ \exp \left( \frac{q^2 + m_\nu^2 a_d^2}{k_B T_d a_d} \right) + 1 \right]^{-1}, \quad (5)$$

where  $T_d$ ,  $a_d$ , are the temperature and scale factor at the neutrino decoupling epoch and,  $q$  is the co-moving momentum. The factor  $m_\nu$  and  $g_s$  are the neutrino mass and number of spin degrees of freedom while  $h_P$  and  $k_B$  are the Planck and the Boltzmann constants, respectively.

The unperturbed energy density is given by

$$\rho_\nu = a^{-4} \int q^2 dq d\Omega \epsilon f_0(q), \quad (6)$$

where  $\epsilon^2 = q^2 + m_\nu^2 a^2$ , and  $f_0(q)$  is given by Eq. (5). The distribution comprising of a zeroth-order distribution plus a perturbation can be described by  $f = f_0(1 + \Psi)$ . Thus, the perturbed energy density in Fourier space reads as [39]

$$\delta\rho_\nu = 4\pi a^{-4} \int q^2 dq \epsilon f_0(q) \Psi, \quad (7)$$

where  $\Psi$  is the perturbation in  $f(q)$ . The full Boltzmann equation that gives the evolution of  $\Psi$ , is described in [39].

In the next section, we discuss the observational constraints on the free parameters of the model under consideration in the presence of massive neutrinos. On the basis of neutrino masses, we consider the following two models.

**Model I.** A model with three active neutrinos subject to the condition that  $N_{eff} = 3.046$  [1]. It is the case, normally considered in the literature to investigate the effects of  $\sum m_\nu$  on a particular cosmological scenario. The base parameters set for the Model I is

$$P = \{100\omega_b, \omega_{dm}, 100\theta_s, \ln 10^{10} A_s, n_s, \tau_{reio}, \sum m_\nu, \delta, w\}$$

**Model II.** A model with three massive neutrinos ( $m_\nu^i$ , with  $i = 1, 2, 3$ ) in addition to a non-standard effective number of relativistic degrees of freedom  $\Delta N_{eff} = N_{eff} - 3$  (interpreted as a dark radiation) that can affect the CMB in several forms [40, 41]. The base parameters set for the Model II is

$$P = \{100\omega_b, \omega_{dm}, 100\theta_s, \ln 10^{10} A_s, n_s, \tau_{reio}, \Delta N_{eff}, m_\nu^1, m_\nu^2, m_\nu^3, \delta, w\}.$$

One may notice that the above two models carry free parameters in addition to the six parameters  $100\omega_b$ ,  $\omega_{dm}$ ,  $100\theta_s$ ,  $\ln 10^{10} A_s$ ,  $n_s$  and  $\tau_{reio}$  of the  $\Lambda$ CDM cosmology. Therefore, these models are simple extensions of the standard  $\Lambda$ CDM model.

### III. DATA SETS AND RESULTS

In what follows, first we briefly describe the observational data sets used to constrain the parameters of the models under consideration.

**Planck CMB:** We use the full Planck 2015 data [1] comprised of temperature (TT), polarization (EE) and the cross correlation of temperature and polarization (TE) together with the CMB lensing power spectrum.

**JLA:** We use the latest “joint light curves” (JLA) sample [42], comprised of 740 type Ia supernovae in the redshift range  $z \in [0.01, 1.30]$ .

**BAO:** We use the baryon acoustic oscillation (BAO) measurements from the Six Degree Field Galaxy Survey (6dF) [43], the Main Galaxy Sample of Data Release 7 of Sloan Digital Sky Survey (SDSS-MGS) [44], the LOWZ and CMASS galaxy samples of the Baryon Oscillation Spectroscopic Survey (BOSS-LOWZ and BOSS-CMASS, respectively) [45], and the distribution of the LymanForest in BOSS (BOSS-Ly) [46].

**CC+ $H_0$ :** We use the cosmic chronometers (CC) data set comprising of 30 measurements spanning the redshift range  $0 < z < 2$ , recently compiled in [17]. Furthermore, we also include the recently measured new local value of Hubble constant given by  $H_0 = 73.24 \pm 1.74 \text{ km s}^{-1} \text{ Mpc}^{-1}$  as reported in [47].

We modified the publicly available CLASS [48] and Monte Python [49] codes for the models under consideration, and constrained the free parameters of the models by utilizing the combined data set: Planck CMB + JLA + BAO + CC +  $H_0$ . We used Metropolis Hastings algorithm with uniform priors on the model parameters to obtain correlated Markov Chain Monte Carlo (MCMC) samples from CLASS/Monte Python code, and analyzed these samples by using the GetDist Python package [50].

TABLE I: Constraints on the parameters of Model I from Planck CMB + JLA + BAO + CC +  $H_0$  data set. Here, CL abbreviates “confidence limits”.  $H_0$  is in the units of  $\text{km s}^{-1} \text{ Mpc}^{-1}$  while  $\sum m_\nu$  is in the units of eV.

Parameter	68% CL	95% CL	Best-fit value
$100\omega_b$	$2.220 \pm 0.015$	$2.220^{+0.032}_{-0.029}$	2.233
$\omega_{dm}$	$0.1184^{+0.0018}_{-0.0020}$	$0.1184^{+0.0038}_{-0.0036}$	0.1169
$100\theta_s$	$1.04196^{+0.00031}_{-0.00039}$	$1.04196^{+0.00069}_{-0.00063}$	1.0418
$\ln 10^{10} A_s$	$3.077 \pm 0.028$	$3.077^{+0.056}_{-0.054}$	3.079
$n_s$	$0.9662^{+0.0047}_{-0.0040}$	$0.9662^{+0.0084}_{-0.0093}$	0.9696
$\tau_{reio}$	$0.073 \pm 0.015$	$0.073^{+0.030}_{-0.028}$	0.075
$\sum m_\nu$	$< 0.18$	$< 0.32$	0.04
$\delta$	$-0.0006^{+0.0011}_{-0.0012}$	$-0.0006^{+0.0023}_{-0.0023}$	-0.0015
$w$	$-0.932 \pm 0.035$	$-0.932^{+0.072}_{-0.067}$	-0.989
$H_0$	$69.9^{+0.9}_{-1.1}$	$69.9^{+1.9}_{-1.8}$	68.8
$\sigma_8$	$0.822^{+0.014}_{-0.011}$	$0.822^{+0.023}_{-0.026}$	0.829
$\Omega_m$	$0.291 \pm 0.008$	$0.291^{+0.015}_{-0.016}$	0.295

First, we discuss the results for the Model I. Table I displays the main results of the statistical analysis, and Figure 1 shows the contour plots for some selected parameters of the Model I. We note that  $\sum m_\nu < 0.32$

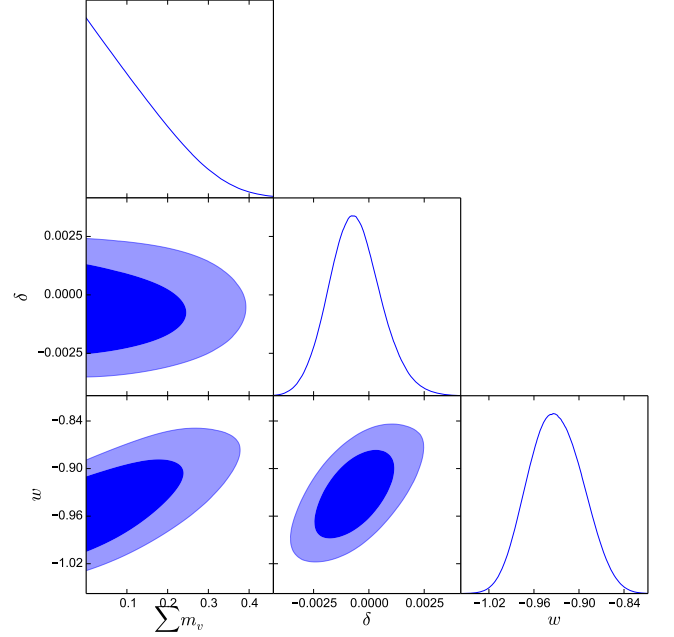


FIG. 1: One-dimensional marginalized distribution, and two-dimensional contours with 68% CL and 95% CL for some selected parameters of the Model I.

TABLE II: Constraints on the parameters of Model II from Planck CMB + JLA + BAO + CC +  $H_0$  data set.  $H_0$  is in the units of  $\text{km s}^{-1} \text{ Mpc}^{-1}$  while  $m_\nu^1$ ,  $m_\nu^2$  and  $m_\nu^3$  are all in the units of eV.

Parameter	68% CL	95% CL	Best-fit value
$100\omega_b$	$2.245^{+0.021}_{-0.025}$	$2.245^{+0.048}_{-0.045}$	2.229
$\omega_{dm}$	$0.1222^{+0.0025}_{-0.0037}$	$0.1222^{+0.0070}_{-0.0060}$	0.1203
$100\theta_s$	$1.04142^{+0.00048}_{-0.00040}$	$1.04142^{+0.00083}_{-0.00088}$	1.04153
$\ln 10^{10} A_s$	$3.107 \pm 0.031$	$3.107^{+0.063}_{-0.059}$	3.023
$n_s$	$0.974 \pm 0.007$	$0.974^{+0.014}_{-0.013}$	0.961
$\tau_{reio}$	$0.084 \pm 0.016$	$0.084^{+0.033}_{-0.030}$	0.046
$\Delta N_{eff}$	$< 0.33$	$< 0.55$	0.03
$m_\nu^1$	$< 0.1$	$< 0.22$	0.01
$m_\nu^2$	$< 0.11$	$< 0.23$	0.02
$m_\nu^3$	$< 0.12$	$< 0.29$	0.04
$\delta$	$0.0000 \pm 0.0012$	$0.0000^{+0.0024}_{-0.0023}$	0
$w$	$-0.913 \pm 0.036$	$-0.913^{+0.075}_{-0.071}$	-0.935
$H_0$	$70.9^{+1.0}_{-1.1}$	$70.9^{+2.0}_{-2.0}$	69.8
$\sigma_8$	$0.814^{+0.016}_{-0.015}$	$0.814^{+0.030}_{-0.032}$	0.814
$\Omega_m$	$0.293 \pm 0.008$	$0.293^{+0.015}_{-0.015}$	0.295

eV at  $2\sigma$  confidence level in the presence of the interaction in the dark sector characterized by a coupling constant  $\delta \simeq 0$ . This shows that interaction in the dark sector is mildly favored where the DE is characterized by a quintessence field at more than  $1\sigma$  confidence level. Recently similar results for  $\delta$  have been reported in

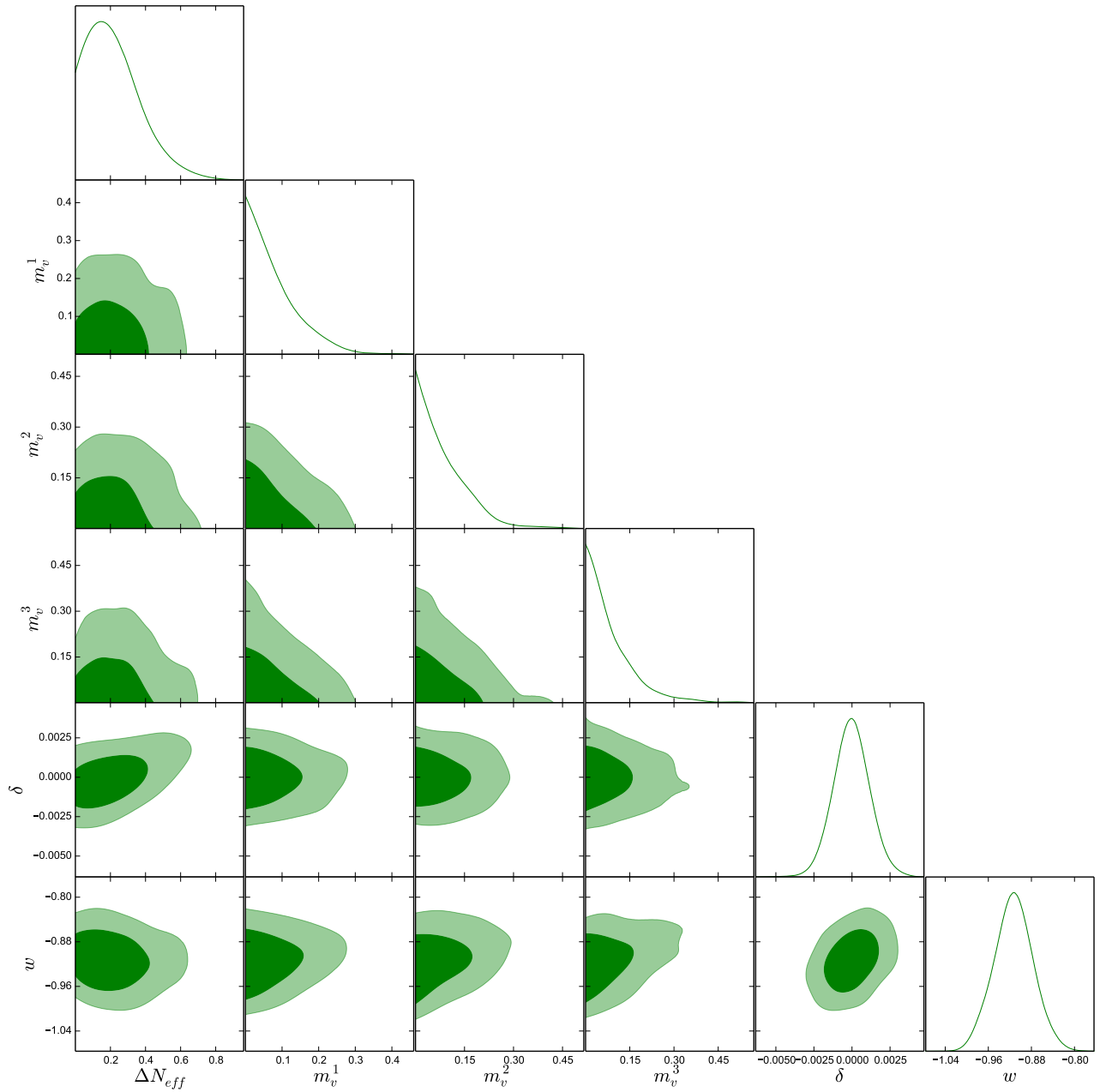


FIG. 2: One-dimensional marginalized distribution, and two-dimensional contours with 68% CL and 95% CL for some selected parameters of the Model II.

[38], but with DE favored by a phantom field. Here it deserves to mention that the presence of massive neutrinos was not considered in [38], and the full Planck data set as well.

For the Model II, the table II summarizes the results obtained from the joint data analysis using Planck CMB + JLA + BAO + CC +  $H_0$  data. In Figure 2, we present the contour plots for some selected parameters of

the Model II. The likelihoods for the masses  $m_\nu^1, m_\nu^2, m_\nu^3$  of the three active neutrinos are considered individually as shown in Table II and Figure 2. It is customary in the literature to consider the constraints on the sum of the masses of the three active neutrinos, but here in Model II, we have constrained the three active neutrino masses individually in order to achieve a more robust and accurate analysis. We notice that  $\sum m_\nu < 0.74$  eV and  $\Delta N_{eff} < 0.55$  both at  $2\sigma$  level. It favors that the big bang nucleosynthesis limits the extra radiation to  $\Delta N_{eff} < 1$  at 95% confidence level [51]. Thus, our

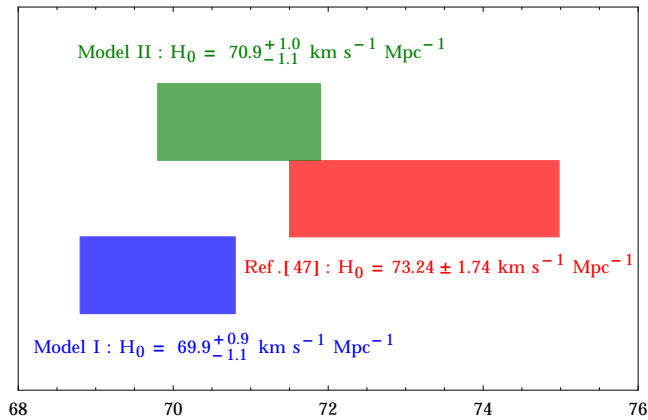


FIG. 3: A schematic representation of 68% CL of  $H_0$  for the Model I (blue color), Ref. [47] (red color) and Model II (green color), where the rectangles length-wise (along horizontal axis of the frame) display a graphical view of the  $1\sigma$  CL of  $H_0$  in each case.

constraints on  $\Delta N_{eff}$  in the context of an interacting dark sector indicate that the possibility of the presence of an extra radiation (dark radiation) is negligible. Further, we see that the coupling constant  $\delta \simeq 0$ , and the DE is characterized by quintessence field ( $w > -1$ ) at  $2\sigma$  confidence level.

We notice that the mean values of the Hubble parameter today  $H_0$  are given approximately by  $70.0 \text{ km s}^{-1} \text{ Mpc}^{-1}$  and  $71.0 \text{ km s}^{-1} \text{ Mpc}^{-1}$  for the Model I and Model II, respectively. In Figure 3, we display a schematic representation of 68% CL of  $H_0$  for the Model I (blue color), Ref. [47] (red color) and Model II (green color). It is interesting to observe that the Model II shows a significant consistency at  $1\sigma$  level with the local measurement  $H_0 = 73.24 \pm 1.74 \text{ km s}^{-1} \text{ Mpc}^{-1}$  of the Hubble constant with a 2.4 % determination [47]. It means that the Model II can provide a possible alternative to reconcile the tension between the local and global determinations of the Hubble constant (see [52, 53] for some recent proposals to reconcile the tension). However, further detailing investigation should be developed to improve the constraints on  $H_0$  in order to alleviate the tension on  $H_0$  considering the coupled DE model.

#### IV. FINAL REMARKS

In this work, we have investigated a cosmological scenario where DM and DE are allowed to have mutual interaction via the free coupling parameter  $\delta$  while assuming constant equation of state parameter  $w$  for the

DE. We have constrained this interaction in the dark sector in the presence of massive neutrinos using the latest observational data from Planck CMB, JLA, BAO, CC, and  $H_0$  by considering two models. In Model I, mass of one neutrino is allowed to be a free parameter while in Model II, masses of three active neutrinos are set free with dark radiation for a robust analysis with the latest observational data. The results of the statistical analysis are displayed in Table I and Table II for the Model I and Model II, respectively. The main findings of the study are summarized in the following.

- In both the models, we observe that the mean value of the coupling parameter  $\delta$  is approximately 0. This shows that interaction in the dark sector is mildly favored by the present observational data within the framework of the models under consideration.
- The equation of state parameter  $w$  of DE is observed to have values greater than  $-1$  at around  $2\sigma$  confidence level in both the models. It shows that the DE from quintessence field is favored by the observational data in the models under consideration.
- In Model I, we obtain  $\sum m_\nu < 0.32 \text{ eV}$  while in Model II we have constrained masses of the three neutrinos individually giving rise to  $\sum m_\nu < 0.74 \text{ eV}$  and  $\Delta N_{eff} < 0.55$  both at  $2\sigma$  level. We notice that the possibility of the existence of dark radiation is negligible.
- We find that the value of  $H_0$  obtained in Model II is significantly consistent at  $1\sigma$  level with the recent local measurement of  $H_0$  reported in Ref. [47] (see Figure 3). Therefore, the Model II can provide a possible alternative to reconcile the tension between the local and global determinations of the Hubble constant.

A mutual interaction between DM and DE has been investigated in different contexts, and it has recently been shown to have a strong potential to be an extension of the standard  $\Lambda$ CDM cosmology [6–10]. Obviously, the other models of coupled DE are also worth exploring with massive neutrinos.

#### Acknowledgments

S.K. gratefully acknowledges the support from SERB-DST project No. EMR/2016/000258 and DST FIST project No. SR/FST/MSI-090/2013(C)

[1] P. A. R. Ade et al. [Planck collaboration], arXiv:1502.01589 [astro-ph.CO].

[2] P. J. E. Peebles, and B. Ratra, Rev. Mod. Phys. **75**, 559 (2003). [arXiv:astro-ph/0207347]

- [3] E. J. Copeland, M. Sami, and S. Tsujikawa, *Int. J. Mod. Phys. D* **15**, 1753 (2006). [arXiv:hep-th/0603057]
- [4] Yu. L. Bolotin, A. Kostenko, O. A. Lemets, and D.A. Yerokhin, *Int. J. Mod. Phys. D* **24**, 1530007 (2015). [arXiv:1310.0085 [astro-ph.CO]]
- [5] B. Wang, E. Abdalla, F. Atrio-Barandela, and D. Pavón, arXiv:1603.08299 [astro-ph.CO].
- [6] V. Salvatelli, N. Said, M. Bruni, A. Melchiorri, and D. Wands, *Phys. Rev. Lett.* **113**, no. 18, 181301 (2014). [arXiv:1406.7297v2 [astro-ph.CO]]
- [7] J. Solà, A. Gomez-Valent, and J. de Cruz Prez, *Astrophys. J.* **811**, L14 (2015). [arXiv:1506.05793 [gr-qc]]
- [8] M. G. Richarte, and L. Xu, arXiv:1506.02518 [astro-ph.CO].
- [9] J. Välväita, and E. Palmgren, *JCAP* **1507**, 015 (2015). [arXiv:1504.02464 [astro-ph.CO]]
- [10] R. Murgia, S. Gariazzo, and N. Fornengo, *JCAP* **1604**, no. 04, 014 (2016). [arXiv:1602.01765 [astro-ph.CO]]
- [11] A. D. Dolgov, *Phys. Rept.* **370**, 333 (2002). [arXiv:hep-ph/0202122]
- [12] J. Lesgourgues, and S. Pastor, *Phys.Rept.* **429**, 307 (2006). [arXiv:astro-ph/0603494]
- [13] B. Audren, et al., arXiv:1412.5948 [astro-ph.CO].
- [14] C. Q. Geng, C. C. Lee, J. L. Shen, *Phys. Lett. B* **740**, 285 (2015). [arXiv:1411.3813 [astro-ph.CO]]
- [15] J. Lu, M. Liu, Y. Wu, Y. Wang, and W. Yang, arXiv:1606.02987 [astro-ph.CO].
- [16] J. F. Zhang, M. M. Zhao, Y. H. Li, and X. Zhang, *JCAP* **04**, 038 (2015). [arXiv:1502.04028 [astro-ph.CO]]
- [17] M. Moresco, R. Jimenez, L. Verde, A. Cimatti, L. Pozzetti, C. Maraston, and D. Thomas, arXiv:1604.00183 [astro-ph.CO].
- [18] Yun Chen, and Lixin Xu, *Phys. Lett. B* **752**, 66-75 (2016). [arXiv:1507.02008 [astro-ph.CO]]
- [19] C. Q. Geng, C. C. Lee, R. Myrzakulov, M. Sami, and E. N. Saridakis, *JCAP* **01**, 049 (2016). [arXiv:1504.08141 [astro-ph.CO]]
- [20] Y. Chen, B. Ratra, M. Biesiada, S. Li, and Z. H. Zhu, arXiv:1603.07115 [astro-ph.CO].
- [21] W. Hu, D. J. Eisenstein, and M. Tegmark, *Phys. Rev. Lett.* **80**, 5255 (1998). [astro-ph/9712057]
- [22] S. Riemer-Sorensen, D. Parkinson, and T. M. Davis, *Phys. Rev. D* **89**, 103505 (2014). [arXiv:1306.4153 [astro-ph.CO]]
- [23] B. A. Reid, L. Verde, R. Jimenez, and O. Mena, *JCAP* **1001**, 003 (2010). [arXiv:0910.0008 [astro-ph.CO]]
- [24] S. A. Thomas, F. B. Abdalla, and O. Lahav, *Phys. Rev. Lett.* **105**, 031301 (2010). [arXiv:0911.5291 [astro-ph.CO]]
- [25] N. Palanque-Delabrouille et al., *JCAP* **1502** (02), 045 (2015). [arXiv:1410.7244 [astro-ph.CO]]
- [26] C. Carbone, L. Verde, Y. Wang, and A. Cimatti, *JCAP* **1103**, 030 (2011). [arXiv:1012.2868v2 [astro-ph.CO]]
- [27] B. Audren, J. Lesgourgues, S. Bird, M. G. Haehnelt, and M. Viel, *JCAP* **1301**, 026 (2013). [arXiv:1210.2194 [astro-ph.CO]]
- [28] A. Font-Ribera, P. McDonald, N. Mostek, B. A. Reid, H.-J. Seo, and A. Slosar, *JCAP* **1405**, 023 (2014). [arXiv:1308.4164 [astro-ph.CO]]
- [29] A. J. Cuesta, V. Niro, and L. Verde, arXiv:1511.05983 [astro-ph.CO].
- [30] K. Abazajian, et al., arXiv:1204.5379.
- [31] M. Gonzalez-Garcia, M. Maltoni, J. Salvado, and T. Schwetz, *JHEP* **1212**, 123 (2012). [arXiv:1209.3023]
- [32] J. M. Conrad, W. C. Louis, and M. H. Shaevitz, *Ann. Rev. Nucl. Part. Sci.* **63**, 45 (2013). [arXiv:1306.6494].
- [33] J. Kopp, P. A. N. Machado, M. Maltoni, and T. Schwetz, *JHEP*, **1305**, 050, (2013). [arXiv:1303.3011]
- [34] C. Giunti, M. Laveder, Y. Li, and H. Long, *Phys. Rev. D* **88**, 073008, (2013). [arXiv:1308.5288]
- [35] P. Wang, and X. H. Meng, *Class. Quant. Grav.* **22**, 283 (2005). [astro-ph/0408495]
- [36] F. E. M. Costa, E. M. Barboza, Jr. and J. S. Alcaniz, *Phys. Rev. D* **79**, 127302 (2009). [arXiv:0905.0672 [astro-ph.CO]]
- [37] R. C. Nunes, and E. M. Barboza Jr., *Gen. Rel. Grav.* **46**, 1820 (2014). [arXiv:1404.1620 [astro-ph.CO]]
- [38] R. C. Nunes, S. Pan, and E. N. Saridakis, *Phys. Rev. D* **94**, 023508 (2016). [arXiv:1605.01712 [astro-ph.CO]]
- [39] C. P. Ma, and E. Bertschinger, *Astrophys. J.* **7**, 455 (1995). [astro-ph/9506072]
- [40] E. D. Valentino, A. Melchiorri, and O. Mena, arXiv:1304.5981 [astro-ph.CO].
- [41] G. Rossi, C. Yeche, N. P. Delabrouille, and J. Lesgourgues, *Phys. Rev. D* **92**, 063505 (2015). [arXiv:1412.6763 [astro-ph.CO]]
- [42] M. Betoule et al., (SDSS collaboration), *Astron. Astrophys.* **568**, A22 (2014). [arXiv:1401.4064 [astro-ph.CO]]
- [43] F. Beutler, C. Blake, M. Colless, D. H. Jones, L. Staveley-Smith, L. Campbell, Q. Parker, W. Saunders, and F. Watson, *MNRAS* **416**, 3017 (2011). [arXiv:1106.3366]
- [44] A. J. Ross, L. Samushia, C. Howlett, W. J. Percival, A. Burden, and M. Manera, *MNRAS* **449**, 835 (2015). [arXiv:1409.3242]
- [45] L. Anderson, et al., *MNRAS* **441**, 24 (2014). [arXiv:1312.4877]
- [46] A. Font-Ribera, et al., *JCAP* **5**, 27 (2014). [arXiv:1311.1767]
- [47] A. G. Riess et al., arXiv:1604.01424 [astro-ph.CO].
- [48] D. Blas, J. Lesgourgues, and T. Tram, *JCAP* **1107**, 034 (2011). [arXiv:1104.2933 [astro-ph.CO]]
- [49] B. Audren, J. Lesgourgues, K. Benabed and S. Prunet, *JCAP* **1302**, 001 (2013). [arXiv:1210.7183 [astro-ph.CO]]
- [50] <https://github.com/cmbant/getdist>
- [51] G. Mangano, and P. D. Serpico *Phys. Lett. B* **701**, 296 (2011). [arXiv:1103.1261 [astro-ph.CO]]
- [52] E. D. Valentino, A. Melchiorri, and J. Silk, arXiv:1606.00634 [astro-ph.CO].
- [53] Q-G. Huang, and K. Wang, arXiv:1606.05965 [astro-ph.CO].