

# RETURNN: The RWTH Extensible Training framework for Universal Recurrent Neural Networks

*Patrick Doetsch, Albert Zeyer, Paul Voigtlaender, Ilya Kulikov, Ralf Schlüter, Hermann Ney*

Human Language Technology and Pattern Recognition, Computer Science Department,  
RWTH Aachen University, 52062 Aachen, Germany

{doetsch, zeyer, voigtlaender, kulikov, schlueter, ney}@cs.rwth-aachen.de

## Abstract

In this work we release our extensible and easily configurable neural network training software. It provides a rich set of functional layers with a particular focus on efficient training of recurrent neural network topologies on multiple GPUs. The source of the software package is public and freely available for academic research purposes and can be used as a framework or as a standalone tool which supports a flexible configuration. The software allows to train state-of-the-art deep bidirectional long short-term memory (LSTM) models on both one dimensional data like speech or two dimensional data like handwritten text. It can be applied to a variety of natural language processing tasks and also supports more exotic components such as attention-based end-to-end networks or associative LSTMs.

**Index Terms:** recurrent neural networks, lstm, rnn, speech recognition, software package, multi-gpu

## 1. Introduction

Recurrent neural networks (RNNs) and in particular LSTMs [1] now dominate most sequential learning tasks including automatic speech recognition (ASR) [2, 3], statistical machine translation (SMT) [4], and image caption generation [5]. The training of deep recurrent neural networks is considerably harder compared to pure feed-forward structures due to the accumulation of gradients over time. For a long time there were only very few implementations of the methods and topologies that are required for RNN training. This changed rapidly when solutions for automatic differentiation and symbolic representations were combined into powerful computing libraries [6]. In the machine learning community the most prominent example during that time was Theano [7, 8], which provides an extensive Python package to compute derivatives using symbolic mathematical expressions. While most of these packages allow to comfortably design neural network architectures on a low level, they do not serve as ready-to-use solutions for large scale tasks. Instead, their primary focus is generality in order to allow for various system designs without introducing constraints due to performance or usability issues. There is also naturally not much interest in getting the best performance for a particular hardware setup, but instead to keep compatibility at a maximum.

RETURNN draws on Theano as an additional layer on top of the Theano library which aims to fill in the gap between research oriented software packages and application driven machine learning software like Caffe [9]. Our software provides highly optimized LSTM kernels written in CUDA, as well as efficient training in a multi-GPU setup. We simplify the construction of new topologies using a JSON based network configuration file while also providing a way to extend the software by

functional layers. The software comes with few dependencies and it is furthermore tightly integrated into the RASR software package that is also developed at our institute [10, 11].

The remaining paper is organized as follows: In Section 2 we give an overview over the software RETURNN is based on, as well as competing implementations that were used for tasks in ASR. Section 3 describes how to design a neural network training setup within RETURNN. Section 4 gives an overview of the components of the tool. Section 5 then provides further information on how to extend RETURNN through additional functional layers. Finally we demonstrate the efficiency of RETURNN empirically by comparing it to TensorFlow and Torch.

## 2. Related Work

Theano [7] is a Python based framework for symbolic mathematical tensor expressions with support for automatic differentiation. Expressions are modeled in a computational dependency graph which can further be augmented through an automatic optimization procedure. The implementation of each graph node is abstract and can be defined for various types of hardware like CPUs or GPUs. These properties make Theano particularly useful for neural network training tasks. By providing the required building blocks Theano allows to define complex connectionist structures that are fully differentiable. Keras [12] is a high-level Theano based framework for data-driven machine learning. It is maybe the most similar software package to RETURNN. Keras started as a pure Theano based framework but now it also supports TensorFlow as back-end with minimal restrictions. Similar projects that are built on top of the Theano library include Lasagne [13] and Blocks [14].

TensorFlow is the most recent open source machine learning package by Google [15]. It is actively developed and comes already with many predefined solutions such as LSTMs, end-to-end systems and others. TensorFlow is similar to Theano as it also works with symbolic computation graphs and automatic differentiation.

Torch [16] uses the Lua programming language and consists of many flexible and modular components that were developed by the community. In contrast to Theano, Torch does not use symbolic expressions and all calculations are done explicitly.

Other notable Python based frameworks are Caffe [17], Neon [18] and Brainstorm [19]. In [20] a comparison between Caffe, Neon, Theano, and Torch was done. Task specific software packages like RASR [11] or Kaldi [21] which are both for developing speech recognition systems, contain modules to train and decode ASR systems, including neural networks. While RASR only supports non-recurrent networks at the mo-

```

"fw_0" : { "class": "rec", "n.out": 300, "direction": 1 },
"bw_0" : { "class": "rec", "n.out": 300, "direction": -1 },
"fw_1" : { "class": "rec", "n.out": 300, "direction": 1,
           "from": [ "fw_0", "bw_0" ] },
"bw_1" : { "class": "rec", "n.out": 300, "direction": -1,
           "from": [ "fw_0", "bw_0" ] },
"output" : { "class": "softmax", "from": [ "fw_1", "bw_1" ] }

```

Figure 1: An example network specification JSON file that realizes a bidirectional LSTM-RNN with two layers containing 300 nodes in forward and backward direction correspondingly.

ment, there are extensions for Kaldi like EESN [22] which add rudimentary support for LSTMs.

### 3. General Usage

RETURNNN provides a fully functional training software, which includes user interaction, a multi-batch trainer and the possibility to extract the network activations for further processing. No other dependencies besides Theano are required and network topologies will always run on CPU or GPU. During execution, RETURNNN writes useful information with configurable verbosity to the standard output and a log file. Network activations can be forwarded into a HDF5 [23] file or directly be passed to the RASR decoder as described in Section 4. It is further possible to execute RETURNNN in a daemon mode which allows to access model evaluation using web services.

#### 3.1. Configuration

Network architectures are described using a JSON format. Each network hereby is a map from layer identification names to layer descriptions. A layer description is simply a dictionary containing a *class* parameter which specifies the layer class, an optional list of incoming layers, and layer specific parameters. When constructing the network, RETURNNN looks for a layer with a specified loss and then recursively instantiates all layers that are directly or indirectly connected to it. See Figure 1 for an example of a bidirectional LSTM network.

The remaining configuration parameters are provided as simple parameters. A typical configuration file contains the task, the path or descriptor of the input data, a learning rate together with suitable adjustment methods, and information on how batches should be crafted. The configuration parameters can also be merged into the network JSON description file or even provided fully in Python format, such that a single configuration file can be used. The Python format further allows to define custom layer types and other functions in the configuration file and to use them in the network. We provide some demo setups and configuration files together with the release of the software.

#### 3.2. Layers

Layers are the fundamental building blocks of RETURNNN. Each layer is a named class which is callable in the JSON description file by specifying its constructor parameters. We already provide a rich set of feed-forward layers including convolutional operations and support the most common activation functions. Network behavior can further be augmented by using functional components like sampling and windowing. Output layers with various loss functions are available, including the

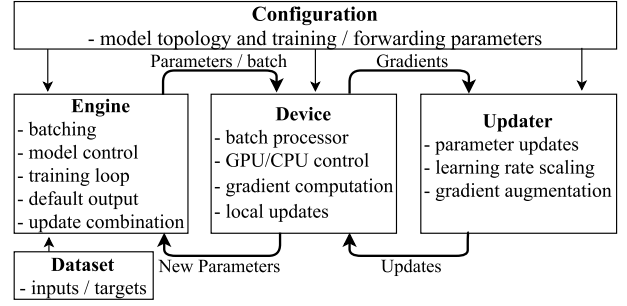


Figure 2: The RETURNNN processing pipeline. Sequences are generated and passed over to the main engine. The engine combines sequences into batches and performs an epoch-wise training of the network parameters using one or more devices. Each device computes the error signal for its batch and generates updates according to the optimizer.

cross-entropy, the mean-squared-error and Connectionist Temporal Classification (CTC).

The main focus however lies in the recurrent layers. Different cell implementations including (one- and two-dimensional) LSTM, gated recurrent units (GRU) [24], associative LSTM [25] and many more variants are available. Recurrent layers can further be connected by passing over the final state from one RNN to another one, allowing for encoder / decoder topologies with attention as described in [4]. A configurable attention mechanism is available to calculate expected inputs from encoder networks. Using a similar method, these recurrent layers further allow for basic language modeling. An example can be seen in Figure 1. Several layers can further be composed into sub-networks and then used as regular layers, which allows to model high order and circular dependencies between layers.

### 4. Engine

Large vocabulary speech recognition tasks have memory requirements that are significantly larger than the memory limitations of the operating hardware. This is particularly true for GPUs. We therefore implemented a data caching technique that minimizes hard disc usage while keeping the amount of allocated memory below a configurable threshold. Also in many tasks the lengths of the sequences deviate by a large amount and combining sequences into batches requires to process many additional frames that were added by zero-padding. The software therefore provides an option to chunk sequences into (possibly overlapping) segments of constant length. By sacrificing contextual information, and therefore recognition performance, chunking allows to make a much more efficient use of the GPU memory [26]. RETURNNN also supports a generic pre-training scheme where simpler network topologies are automatically generated based on a given network topology. A currently experimental Torch-Theano bridge which will be released with this software further allows to run Torch code within RETURNNN.

In the recent release 0.8 of RASR [10], we added several generic Python interfaces, which allow to pass data in between of RASR and RETURNNN efficiently. These interfaces can be used to perform the feature extraction within RASR while passing the resulting inputs to the network in real-time. They also provide a method to send the output activations of a network to RASR in order to perform decoding or to retrieve an error signal

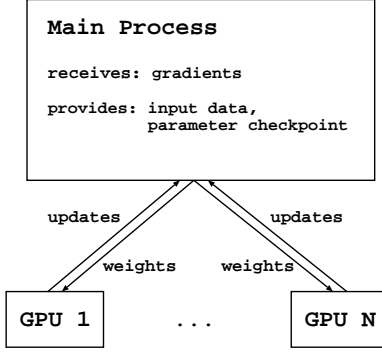


Figure 3: The processing pipeline in multi-GPU training. An initial parameter set  $\theta$  is passed to all workers. The workers make consecutive updates without synchronizing the parameters after every update. After processing three batches, the workers send their current parameter estimate back to the CPU process where they get combined into a single set of parameters.

which was calculated based on discriminative training criteria available in RASR.

#### 4.1. Multi-GPU training

Modern machines consist of several GPUs where each of these cards defines an isolated computation system. These computation systems can be used as independent sub-batch processors. Unfortunately, the library internally only allows to handle a single device context. We therefore chose to implement the multi-GPU functionality as an interaction of several independent system processes similar to [27]. Each GPU is attached to its own sub-process. Only the main process, which is scheduled on the CPU, has access to the real network parameters. When data batches are processed, a user specified number of batches is assigned to each device and the corresponding data is copied to the GPU memory. The main process then provides an image of the current network parameters to each of the GPU workers, which will apply their updates asynchronously batch by batch. After processing a specific amount of batches the GPU workers send their modified network parameters back to the main process where they are combined into a single set of parameters by averaging. The overall process is depicted in Figure 3. The processes communicate via sockets using a simple self-defined protocol. Weight matrices are transferred as serialized arrays, which significantly slows down training if the workers are synchronized too often. However, in our experiments we observe very stable convergence even if we only synchronize once per epoch. In fact, we often observe a regularizing effect and measure a better generalization error when keeping the GPUs asynchronous for several hundred batches.

#### 4.2. CUDA Kernels for 1D and 2D LSTM Layers

We noticed that a straightforward LSTM implementation in Theano using `scan` (as used in Keras and Lasagne) is not very efficient in terms of both speed and memory. We therefore chose to implement the LSTM kernels directly using CUDA and cuBLAS. The non-recurrent part of the LSTM forward computations are performed in a single matrix multiplication for the whole mini-batch of sequences. The same applies to the back propagation step with respect to the weights and the inputs, after the recurrent part is back propagated through time. Fur-

thermore, we reuse memory wherever possible and use custom CUDA kernels for the LSTM gating mechanism.

To the best of our knowledge, we provide the first publicly available GPU-based implementation of multidimensional long short-term memory (MDLSTM) [28]. In an MDLSTM layer, the hidden state  $h(u, v)$  for position  $(u, v)$  is calculated based on the predecessor hidden activations  $h(u - 1, v)$  and  $h(u, v - 1)$ , which means that it can only be computed after both predecessor states are known. As a consequence, previous (CPU-based) implementations of MDLSTM [29] only process one pixel at a time by traversing the image column-wise in an outer loop and row-wise in an inner loop. We noticed that the activations for all positions on a common diagonal can be computed at the same time, which allows us to exploit the massive parallelism offered by modern GPUs. Additionally, we process multiple images and also the four directions of a multi-directional MDLSTM layer simultaneously by using batched cuBLAS operations and custom CUDA kernels. Optionally, the stable cell described in [30] can be used to improve convergence.

#### 4.3. Optimization

When optimizing deep RNNs, regular stochastic gradient descent may not allow the network to converge to a fixed point in weight space and more sophisticated methods are needed. In those cases, learning rate scaling schedules aim to estimate a better parameter dependent update step. In RETURNN many well known learning rate schedules are implemented, including Adagrad, Adadelta and Adam [31, 32, 33]. Furthermore RETURNN allows for both the classical momentum term and also the simplified Nesterov accelerated gradient [34]. Decreasing the learning rate during training can be done based on the validation error. Additional options are given for the optimization of gradients which are propagated over many time steps using the same weights. In particular noise addition, norm constraints and outlier detection mechanisms allow for a better convergence and avoid numerical instabilities. Note that batches gradients are not scaled in RETURNN and the dimension of the batch has a direct influence on the norm of the gradients. Regularization is possible using dropout on the layer inputs of any layer or by penalizing large L2 norms of the weight matrices.

### 5. Extensibility

RETURNN is mostly written in Python with some parts extended by modules using the C++ CUDA API (see Section 4.2) and follows an object-oriented design. Any layer described in Section 3.2 can be used as base class to extend the package by new functional elements. Each layer is hereby considered as a black box that reads a batch of sequences and writes a batch of sequences, possibly of different shape. In order to avoid influences of zero-padding when multiple sequences of different lengths are processed together, we use an index tensor which indicates for each time step and batch, whether the frame should be considered as part of the sequence or not. The layer definition itself can be any kind of Theano expression. Each layer class is provided with a list of incoming layers and the index tensor. The layer is expected to create a 3D tensor, with time (or sequence progress) as first, the batch index as second and the layer output size as third dimension. Likewise each layer in the list of incoming layers will provide a member called *output* with above defined shape.

A newly written layer class can directly be executed us-

Table 1: Comparison of runtime and memory requirement for different software packages. The numbers were averaged over 100 training epochs. Note that sharp memory usage estimates for Torch and TensorFlow can not be obtained due to their internal memory management.

Toolkit	Runtime [sec]	Memory [GB]
RETURNN	140	0.6
Theano (in RETURNN)	370	0.8
TensorFlow	580	2.1*
Torch	210	3.1*

ing the JSON description file, where the variables of the corresponding JSON object are passed on as arguments to the constructor of the layer. A special variable *class*, that has to be present in every JSON layer definition, determines the layer class that has to be instantiated.

### 5.1. Data Handling

The dataset is abstracted as a generic interface. Any dataset can provide multiple inputs and output targets of variable dimensionality and shape, where inputs and outputs can be encoded sparsely. We have a wide range of dataset implementations. Most prominently we support the HDF5 hierarchical data format, which is also used as format for models produced in RETURNN. Moreover, features from RASR can directly be used within RETURNN as described in Section 4. The release of this software contains several examples of dataset usages.

## 6. Experiments

We demonstrate the performance of RETURNN on frame-wise labeled speech data from the CHiME dataset [35]. The CHiME dataset consists of three sets, where the training set consists of 8738 spoken utterances. Our aim is to show that RETURNN successively converges during training and compare its runtime to other implementations. Performance is measured in terms of number of misclassified frames on 10 % of the training data, where each frame consists of 17 consecutive speaker-adapted 16-dimensional MFCC vectors reduced to 45 dimensions by LDA. The vectors were labeled with 1600 tied allophone states using a previously trained hidden Markov model. We compare RETURNN to Torch and TensorFlow. In Torch we used the rnn package provided by Element-Research [36] to build the LSTM. We do not explicitly compare the classification performance of the different software packages but instead only evaluate runtime and memory usage during training. In [3] we demonstrate how RETURNN can be used to train large state-of-the-art models for ASR with good performance. A unidirectional three-layer LSTM is used in the benchmarks. The sequences in the training set of the CHiME dataset were further chunked into sub-sequences of 100 frames each in order to reduce the memory requirements. Optimization was done by minimizing the cross-entropy of the tied allophone states using stochastic gradient descent.

It can be seen in Table 1 that the internal LSTM kernel of RETURNN outperforms the competitors w. r. t. runtime and memory usage. In order to provide a more direct comparison of the LSTM implementations, we also present the runtime of RETURNN with an LSTM version that does not make use of our optimized LSTM kernels. The internal memory management of TensorFlow and Torch make it difficult to obtain exact measure-

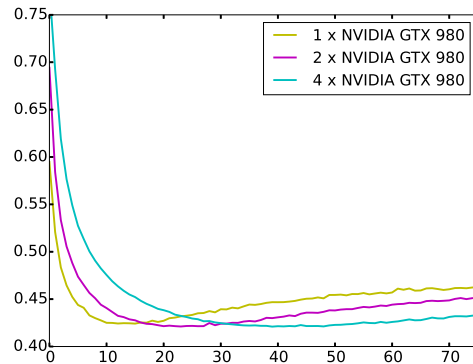


Figure 4: Frame-error rate on the CHiME dataset over 75 epochs when training with multiple devices. The arrows indicate the minimal frame error and the total training time for one, two or four GPUs.

ments of their memory usage. However, we can see that 25% less memory is required in our LSTM kernel compared to the Theano based kernel and that the overall memory consumption is small compared to the alternatives.

We also conducted experiments to evaluate the runtime and classification performance of RETURNN on multiple GPUs. Here, the training time per epoch was 140, 80 and 41 seconds for one, two or four NVIDIA GTX 980 GPUs respectively. The evolution of the frame error rate (FER) and the corresponding minima are shown in Figure 4. We can see that convergence time can be significantly reduced by using multiple devices. We further observe a smoothing effect from the model averaging, such that the system trained on four GPUs achieved the lowest frame error in this experiment.

## 7. Conclusions

We presented RETURNN, a highly configurable training framework for neural networks. The software is only based on Theano and CUDA and provides very fast training procedures for recurrent neural networks upon others. It further includes a rich set of functional layers which can be applied in new network designs using a convenient JSON syntax. We showed that RETURNN can be applied to state-of-the-art automatic speech recognition tasks and compared it to other implementations.

By providing an RNN training framework, which allows to train neural networks with minimal configuration effort, we hope to increase interest in this research area and to allow more people to access these methods. RETURNN can be downloaded on our institute's website<sup>1</sup> and is freely available for academic research purposes.

## 8. Acknowledgements

This work was partially supported by the Intelligence Advanced Research Projects Activity (IARPA) via Department of Defense U.S. Army Research Laboratory (DoD/ARL) contract no. W911NF-12-C-0012. The U.S. Government is authorized to reproduce and distribute reprints for Governmental purposes notwithstanding any copyright annotation thereon. Disclaimer: The views and conclusions contained herein are those of the

<sup>1</sup><https://www-i6.informatik.rwth-aachen.de>

authors and should not be interpreted as necessarily representing the official policies or endorsements, either expressed or implied, of IARPA, DoD/ARL, or the U.S. Government. Additionally, the research was partially supported by Ford Motor Company and by the Deutsche Forschungsgemeinschaft (DFG) under contract no. Schl2043/11-1. We also would like to thank the authors of Theano [7, 8] for their tools enabling this work.

## 9. References

- [1] S. Hochreiter and J. Schmidhuber, “Long short-term memory,” *Neural Computation*, vol. 9, no. 8, pp. 1735–1780, 1997.
- [2] H. Sak, A. Senior, and F. Beaufays, “Long short-term memory based recurrent neural network architectures for large vocabulary speech recognition,” *arXiv preprint arXiv:1402.1128*, 2014, <http://arxiv.org/pdf/1402.1128>.
- [3] A. Zeyer, P. Doetsch, P. Voigtlaender, R. Schlüter, and H. Ney, “A comprehensive study of deep bidirectional LSTM RNNs for acoustic modeling in speech recognition,” *submitted to Inter-speech 2016*, 2016.
- [4] D. Bahdanau, K. Cho, and Y. Bengio, “Neural machine translation by jointly learning to align and translate,” *arXiv preprint arXiv:1409.0473*, 2014.
- [5] O. Vinyals, A. Toshev, S. Bengio, and D. Erhan, “Show and tell: A neural image caption generator,” in *Proceedings of the IEEE Conference on Computer Vision and Pattern Recognition*, 2015, pp. 3156–3164.
- [6] A. G. Baydin, B. A. Pearlmutter, and A. A. Radul, “Automatic differentiation in machine learning: a survey,” *CoRR*, vol. abs/1502.05767, 2015.
- [7] F. Bastien, P. Lamblin, R. Pascanu, J. Bergstra, I. J. Goodfellow, A. Bergeron, N. Bouchard, and Y. Bengio, “Theano: new features and speed improvements,” *Deep Learning and Unsupervised Feature Learning NIPS 2012 Workshop*, 2012.
- [8] J. Bergstra, O. Breuleux, F. Bastien, P. Lamblin, R. Pascanu, G. Desjardins, J. Turian, D. Warde-Farley, and Y. Bengio, “Theano: a CPU and GPU math expression compiler,” in *Proceedings of the Python for Scientific Computing Conference (SciPy)*, Jun. 2010.
- [9] Y. Jia, E. Shelhamer, J. Donahue, S. Karayev, J. Long, R. Girshick, S. Guadarrama, and T. Darrell, “Caffe: Convolutional architecture for fast feature embedding,” *arXiv preprint arXiv:1408.5093*, 2014.
- [10] D. Rybach, S. Hahn, P. Lehnen, D. Nolden, M. Sundermeyer, Z. Tüske, S. Wiesler, R. Schlüter, and H. Ney, “RASR - the RWTH Aachen university open source speech recognition toolkit,” in *IEEE ASRU*, Waikoloa, HI, Dec. 2011.
- [11] S. Wiesler, A. Richard, P. Golik, R. Schlüter, and H. Ney, “RASR/NN: The RWTH neural network toolkit for speech recognition,” in *IEEE International Conference on Acoustics, Speech, and Signal Processing*, Florence, Italy, May 2014, pp. 3313–3317.
- [12] F. Chollet, “Keras,” <https://github.com/fchollet/keras>, 2015.
- [13] “Lasagne, lightweight library to build and train neural networks in Theano,” <http://lasagne.readthedocs.org/>, accessed: 2016-03-17.
- [14] B. van Merriënboer, D. Bahdanau, V. Dumoulin, D. Serdyuk, D. Warde-Farley, J. Chorowski, and Y. Bengio, “Blocks and Fuel: Frameworks for deep learning,” *arXiv preprint arXiv:1506.00619*, 2015.
- [15] M. Abadi, A. Agarwal, P. Barham, E. Brevdo, Z. Chen, C. Citro, G. S. Corrado, A. Davis, J. Dean, M. Devin, S. Ghemawat, I. Goodfellow, A. Harp, G. Irving, M. Isard, Y. Jia, R. Jozefowicz, L. Kaiser, M. Kudlur, J. Levenberg, D. Mané, R. Monga, S. Moore, D. Murray, C. Olah, M. Schuster, J. Shlens, B. Steiner, I. Sutskever, K. Talwar, P. Tucker, V. Vanhoucke, V. Vasudevan, F. Viégas, O. Vinyals, P. Warden, M. Wattenberg, M. Wicke, Y. Yu, and X. Zheng, “TensorFlow: Large-scale machine learning on heterogeneous systems,” 2015, software available from tensorflow.org. [Online]. Available: <http://tensorflow.org/>
- [16] R. Collobert, S. Bengio, and J. Mariéthoz, “Torch: a modular machine learning software library,” IDIAP, Tech. Rep., 2002.
- [17] Y. Jia, E. Shelhamer, J. Donahue, S. Karayev, J. Long, R. Girshick, S. Guadarrama, and T. Darrell, “Caffe: Convolutional architecture for fast feature embedding,” in *Proceedings of the ACM International Conference on Multimedia*. ACM, 2014, pp. 675–678.

- [18] “Neon: Fast, scalable, easy-to-use Python based deep learning framework by Nervana™,” <https://github.com/nervanasystems/neon>, accessed: 2016-03-17.
- [19] “Brainstorm,” <https://github.com/IDSIA/brainstorm>, 2015.
- [20] S. Bahrampour, N. Ramakrishnan, L. Schott, and M. Shah, “Comparative study of Caffe, Neon, Theano, and Torch for deep learning,” *arXiv preprint arXiv:1511.06435*, 2015.
- [21] D. Povey, A. Ghoshal, G. Boulianne, L. Burget, O. Glembek, N. Goel, M. Hannemann, P. Motlicek, Y. Qian, P. Schwarz, J. Silovsky, G. Stemmer, and K. Vesely, “The Kaldi speech recognition toolkit,” in *IEEE 2011 Workshop on Automatic Speech Recognition and Understanding*, no. Idiap-RR-04-2012. Rue Marconi 19, Martigny: IEEE Signal Processing Society, Dec. 2011, Idiap-RR, iEEE Catalog No.: CFP11SRW-USB.
- [22] Y. Miao, M. Gowayyed, and F. Metze, “EESSEN: end-to-end speech recognition using deep RNN models and WFST-based decoding,” *CoRR*, vol. abs/1507.08240, 2015. [Online]. Available: <http://arxiv.org/abs/1507.08240>
- [23] The HDF Group. (2000-2010) Hierarchical data format version 5. [Online]. Available: <http://www.hdfgroup.org/HDF5>
- [24] J. Chung, Ç. Gülçehre, K. Cho, and Y. Bengio, “Gated feedback recurrent neural networks,” *CoRR*, vol. abs/1502.02367, 2015.
- [25] I. Danihelka, G. Wayne, B. Uria, N. Kalchbrenner, and A. Graves, “Associative long short-term memory,” *CoRR*, vol. abs/1602.03032, 2016.
- [26] P. Doetsch, M. Kozielski, and H. Ney, “Fast and robust training of recurrent neural networks for offline handwriting recognition,” in *International Conference on Frontiers in Handwriting Recognition*, Crete, Greece, Sep. 2014, pp. 279–284.
- [27] J. Dean, G. Corrado, R. Monga, K. Chen, M. Devin, M. Mao, M. aurelio Ranzato, A. Senior, P. Tucker, K. Yang, Q. V. Le, and A. Y. Ng, “Large scale distributed deep networks,” in *Advances in Neural Information Processing Systems 25*, F. Pereira, C. J. C. Burges, L. Bottou, and K. Q. Weinberger, Eds., 2012, pp. 1223–1231.
- [28] A. Graves and J. Schmidhuber, “Offline handwriting recognition with multidimensional recurrent neural networks,” in *Neural Information Processing Systems Foundation*, 2008, pp. 545–552.
- [29] A. Graves, “RNNLIB: A recurrent neural network library for sequence learning problems,” <http://sourceforge.net/projects/rnnl/>.
- [30] G. Leifert, T. Strauß, T. Grüning, and R. Labahn, “Cells in multidimensional recurrent neural networks,” *arXiv preprint arXiv:1412.2620*, 2014.
- [31] J. Duchi, E. Hazan, and Y. Singer, “Adaptive subgradient methods for online learning and stochastic optimization,” *J. Mach. Learn. Res.*, vol. 12, pp. 2121–2159, Jul. 2011.
- [32] M. D. Zeiler, “ADADELTA: an adaptive learning rate method,” *CoRR*, vol. abs/1212.5701, 2012.
- [33] D. P. Kingma and J. Ba, “Adam: A method for stochastic optimization,” *CoRR*, vol. abs/1412.6980, 2014.
- [34] I. Sutskever, J. Martens, G. E. Dahl, and G. E. Hinton, “On the importance of initialization and momentum in deep learning,” in *Proceedings of the 30th International Conference on Machine Learning, ICML, Jun. 2013*, pp. 1139–1147.
- [35] J. Barker, R. Marxer, E. Vincent, and S. Watanabe, “The third ‘CHiME’ speech separation and recognition challenge: Dataset, task and baselines,” in *IEEE Workshop on Automatic Speech Recognition and Understanding (ASRU)*, Scottsdale, AZ, 2015, pp. 504–511.
- [36] Element-Research, “Fast LSTM software package for Torch,” <https://github.com/Element-Research/rnn>, 2015.