

# The energy spectrum of a Langevin oscillator

Y. Mishin<sup>1,2</sup> and J. Hickman<sup>1</sup>

<sup>1</sup> Department of Physics and Astronomy, George Mason University, MSN 3F3,  
Fairfax, VA 22030, USA

<sup>2</sup> Corresponding author. E-mail address: ymishin@gmu.edu (Y. Mishin)

October 8, 2018

## Abstract

We derive analytical solutions for the autocorrelation and cross-correlation functions of the kinetic, potential and total energy of a Langevin oscillator. These functions are presented in both the time and frequency domains and validated by independent numerical simulations. The results are applied to address the long-standing issue of temperature fluctuations in canonical systems.

*Keywords:* Langevin equation, damped oscillator, energy spectrum, temperature fluctuation, molecular dynamics

## 1 Introduction

The Langevin equation is widely used for the modeling of stochastic processes in many fields of physics and various branches of science and engineering [1]. In particular, the equation can describe Brownian motion of a particle in a harmonic potential well, often referred to as the Langevin oscillator. While many properties of the Langevin oscillator have been exhaustively studied over the past century, to our knowledge the correlation functions and other statistical characteristics of the oscillator energy have not been reported so far.

The goal of this paper is to investigate the fluctuations of the kinetic, potential and total energy of a one-dimensional Langevin oscillator. The results will be presented in the form of analytical expressions for the respective autocorrelation functions (ACFs) and cross-correlation functions (CCFs) and their frequency spectra. The paper is rather technical and heavily relies on the formalism of spectral representations of stochastic processes. For the readers' benefit, some of the basic formalism is reviewed in Appendix A. The calculations are simplified by utilizing a certain product rule of pair correlation functions presented as a theorem in Appendix B. The correlation functions obtained in

this work permit a clear separation of two different timescales inherent in the Langevin model. This timescale separation is a key to addressing the delicate, and still controversial, issue of temperature fluctuations in systems connected to a thermostat.

The Langevin equation for a one-dimensional harmonic oscillator with a natural (resonant) frequency  $\omega_0$  and a friction coefficient (damping constant)  $\gamma$  has the form [2–4]

$$m\ddot{x} = -m\gamma v - m\omega_0^2 x + R, \quad (1)$$

where  $m$  is the particle mass,  $x$  is its deviation from equilibrium,  $v = \dot{x}$  is the velocity, and the random force (noise)  $R$  satisfies the condition  $\bar{R} = 0$ . Here and everywhere below, the bar denotes the canonical ensemble average. The variance of  $R$  is adjusted to balance the friction force and achieve equilibrium with a thermostat at a chosen temperature  $T_0$ . The random force pumps mechanical energy into the oscillator by incessant tiny kicks and causes thermal fluctuations, whereas the friction force dissipates this energy into heat.

Equation (1) is solved by spectral methods [2–4]. Taking its Fourier transform we obtain

$$\hat{x}(\omega) = \frac{\hat{R}(\omega)/m}{\omega_0^2 - \omega^2 + i\gamma\omega}, \quad (2)$$

where the hat marks a Fourier transform with the angular frequency  $\omega$  (see Appendix A). For the particle velocity we have

$$\hat{v}(\omega) = i\omega\hat{x}(\omega) = \frac{i\omega\hat{R}(\omega)/m}{\omega_0^2 - \omega^2 + i\gamma\omega}. \quad (3)$$

The random force  $R$  is considered to be white noise, for which

$$\overline{\hat{R}(\omega)\hat{R}(\omega')} = \delta(\omega + \omega')I_R, \quad (4)$$

where  $I_R$  is a constant. Practically, this condition is satisfied when the correlation time of  $R$  is much shorter than both the vibration period  $2\pi/\omega_0$  and the damping time  $1/\gamma$ . The standard calculation of  $\overline{v^2}$  and application of the equipartition theorem leads to the fluctuation-dissipation relation [2–4]

$$I_R = \frac{\gamma mkT_0}{\pi} \quad (5)$$

linking the noise power  $I_R$  to the damping constant  $\gamma$ .

The Fourier transform  $\hat{C}_{xx}(\omega)$  of the position ACF  $C_{xx}(t) = \overline{x(0)x(t)}$  is obtained by inserting  $\hat{x}(\omega)$  from Eq.(2) into Eq.(92) (Wiener-Khinchin theorem) from Appendix A:

$$\begin{aligned} \overline{\hat{x}(\omega)\hat{x}(\omega')} &= \frac{\overline{\hat{R}(\omega)\hat{R}(\omega')}/m^2}{(\omega_0^2 - \omega^2 + i\gamma\omega)(\omega_0^2 - \omega'^2 + i\gamma\omega')} \\ &= \frac{(I_R/m^2)\delta(\omega + \omega')}{(\omega_0^2 - \omega^2 + i\gamma\omega)(\omega_0^2 - \omega'^2 + i\gamma\omega')} = \hat{C}_{xx}(\omega)\delta(\omega + \omega'), \end{aligned} \quad (6)$$

where

$$\hat{C}_{xx}(\omega) = \frac{\gamma kT_0/\pi m}{(\omega_0^2 - \omega^2)^2 + \gamma^2\omega^2}. \quad (7)$$

A similar calculation gives the spectral form of the velocity ACF:

$$\hat{C}_{vv}(\omega) = \frac{(\gamma k T_0 / \pi m) \omega^2}{(\omega_0^2 - \omega^2)^2 + \gamma^2 \omega^2}, \quad (8)$$

where we used Eq.(3) for  $\hat{v}(\omega)$ . The position-velocity CCF  $\hat{C}_{xv}(\omega)$  is obtained in a similar manner using Eq.(88) from Appendix A:

$$\hat{C}_{xv}(\omega) = -\frac{i(\gamma k T_0 / \pi m) \omega}{(\omega_0^2 - \omega^2)^2 + \gamma^2 \omega^2}. \quad (9)$$

Note that  $\hat{C}_{xx}(\omega)$  and  $\hat{C}_{vv}(\omega)$  are real and even functions of frequency whereas  $\hat{C}_{xv}(\omega)$  is imaginary and odd.

The correlation functions (7), (8) and (9) are well-known and are only reproduced here as ingredients for the subsequent calculations.

## 2 Kinetic energy of the Langevin oscillator

Our goal is to compute the ACF  $C_{\Delta K \Delta K}(t) = \overline{\Delta K(0) \Delta K(t)}$  of the kinetic energy  $K = mv^2/2$  relative to its average value  $\bar{K} = kT_0/2$ , where we denote  $\Delta K = K - \bar{K}$ . We first find the spectral ACF  $\hat{C}_{\Delta K \Delta K}(\omega)$  by applying the theorem derived in Appendix B. Taking  $a(t) = v(t)$ , Eq.(107) gives

$$\hat{C}_{\Delta K \Delta K}(\omega) = \frac{m^2}{2} \int_{-\infty}^{\infty} \hat{C}_{vv}(\omega') \hat{C}_{vv}(\omega - \omega') d\omega'. \quad (10)$$

Inserting  $\hat{C}_{vv}(\omega)$  from Eq.(8) we have

$$\hat{C}_{\Delta K \Delta K}(\omega) = \frac{(\gamma k T_0)^2}{2\pi^2} \int_{-\infty}^{\infty} \frac{\omega'^2 (\omega - \omega')^2 d\omega'}{\left[ (\omega_0^2 - \omega'^2)^2 + \gamma^2 \omega'^2 \right] \left[ (\omega_0^2 - (\omega - \omega')^2)^2 + \gamma^2 (\omega - \omega')^2 \right]}. \quad (11)$$

The integral in Eq.(11) is evaluated by replacing  $\omega'$  by a complex variable  $z$  and integrating the function

$$f(z) = \frac{z^2 (\omega - z)^2}{\left[ (\omega_0^2 - z^2)^2 + \gamma^2 z^2 \right] \left[ (\omega_0^2 - (\omega - z)^2)^2 + \gamma^2 (\omega - z)^2 \right]} \quad (12)$$

along a semi-circular closed loop  $C$  in the complex plane (Fig. 1(a)). This function has eight singularities, the following four of which lie inside the loop:

$$a_1 = -\omega_1 + i\gamma/2, \quad a_2 = \omega_1 + i\gamma/2, \quad a_3 = \omega - \omega_1 + i\gamma/2, \quad a_4 = \omega + \omega_1 + i\gamma/2, \quad (13)$$

where

$$\omega_1 = \sqrt{\omega_0^2 - \gamma^2/4} \quad (14)$$

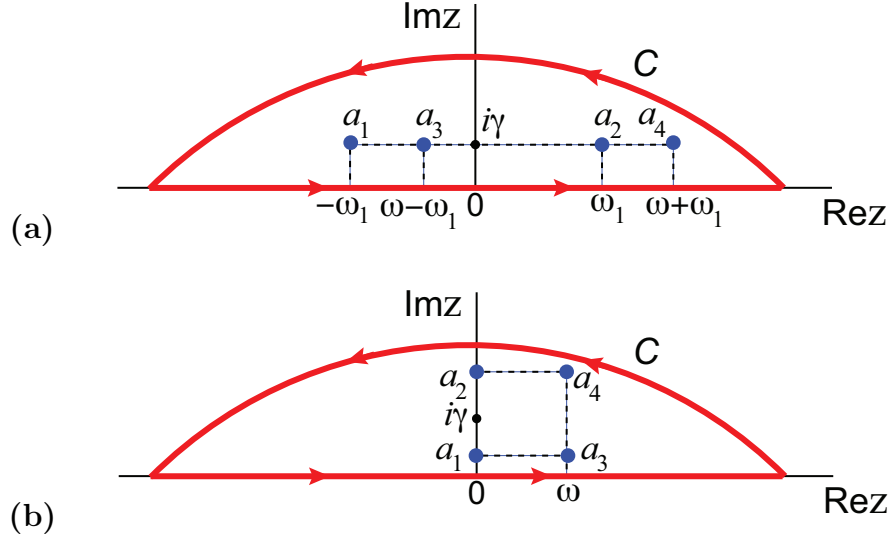


Figure 1: Integration loop for computing  $\hat{C}_{\Delta K \Delta K}(\omega)$  using Eq.(11). The four singularity points enclosed by the loop are indicated. (a)  $\omega_0 > \gamma/2$ , (b)  $\omega_0 < \gamma/2$ .

and we assumed that  $\omega_0 > \gamma/2$ . Finding the residues at these singularities and inserting them in the residue theorem gives

$$\oint_C f(z) dz = 2\pi i \sum_{i=1}^4 \text{Res}(f, a_i) = 2\pi \frac{\omega^4 + \omega^2(\gamma^2 - 3\omega_0^2) + 4\omega_0^4}{\gamma(\gamma^2 + \omega^2) [4\gamma^2\omega^2 + (\omega^2 - 4\omega_0^2)^2]}. \quad (15)$$

If  $\omega_0 < \gamma/2$ , then the four singularities enclosed by the loop are (Fig. 1(b)):

$$a_1 = -i\omega_2 + i\gamma/2, \quad a_2 = i\omega_2 + i\gamma/2, \quad a_3 = \omega - i\omega_2 + i\gamma/2, \quad a_4 = \omega + i\omega_2 + i\gamma/2, \quad (16)$$

where

$$\omega_2 = \sqrt{\gamma^2/4 - \omega_0^2}, \quad (17)$$

and the calculations give the same result as in Eq.(15). As  $|z| \rightarrow \infty$ ,  $|f(z)|$  tends to zero as  $1/|z|^4$  and the integral along the arc vanishes, leaving only the integral from  $-\infty$  to  $\infty$  along the real axis appearing in Eq.(11). We finally obtain the spectral ACF of the kinetic energy:

$$\hat{C}_{\Delta K \Delta K}(\omega) = \frac{\gamma(kT_0)^2}{\pi} \frac{\omega^4 + \omega^2(\gamma^2 - 3\omega_0^2) + 4\omega_0^4}{(\gamma^2 + \omega^2) [4\gamma^2\omega^2 + (\omega^2 - 4\omega_0^2)^2]}. \quad (18)$$

This function has three maxima: one at  $\omega = 0$  and two more near  $\omega = \pm 2\omega_0$  (Fig. 2(a)).

Suppose  $\gamma \ll \omega_0$  (underdamped regime). Then the maxima of  $\hat{C}_{\Delta K \Delta K}(\omega)$  are very sharp and separated by frequency gaps. Near the central maximum we have  $|\omega| \ll \omega_0$  and Eq.(18) gives a Lorentz peak of width  $\gamma$ :

$$\hat{C}_{\Delta K \Delta K}(\omega) = \frac{\gamma(kT_0)^2}{4\pi} \frac{1}{\gamma^2 + \omega^2} \quad (19)$$

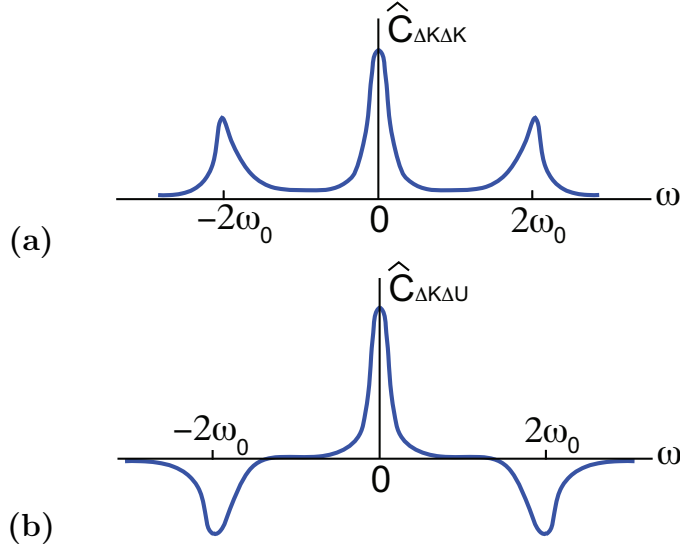


Figure 2: Schematic plots of the kinetic energy auto-correlation function (a) and kinetic-potential energy cross-correlation function (b) of a Langevin oscillator in the frequency domain.

The ACF corresponding corresponding to this peak is

$$C_{\Delta K \Delta K}(t) = \int_{-\infty}^{\infty} \hat{C}_{\Delta K \Delta K}(\omega) e^{i\omega t} d\omega = \frac{\gamma(kT_0)^2}{4\pi} \int_{-\infty}^{\infty} \frac{e^{i\omega t}}{\gamma^2 + \omega^2} d\omega. \quad (20)$$

The integral is readily computed using the residue theorem with the same semi-circular loop as before. The loop encloses one singularity at  $a = i\gamma$ , for which

$$\text{Res} \left( \frac{e^{i\omega t}}{\gamma^2 + \omega^2}, a \right) = -\frac{ie^{-\gamma t}}{2\gamma}.$$

The integral along the arc vanishes and we obtain (assuming  $t > 0$ )

$$C_{\Delta K \Delta K}(t) = \frac{(kT_0)^2}{4} e^{-\gamma t}. \quad (21)$$

This function describes long-range fluctuations of  $K$  due to energy exchanges with the thermostat.

For the two other maxima we have  $|\omega \pm 2\omega_0| \ll \omega_0$  and  $\hat{C}_{\Delta K \Delta K}(\omega)$  can be approximated by

$$\hat{C}_{\Delta K \Delta K}(\omega) = \frac{\gamma(kT_0)^2}{8\pi} \frac{1}{\gamma^2 + (\omega \pm 2\omega_0)^2}. \quad (22)$$

This is again a Lorentz function of width  $\gamma$ , except that the height of these peaks is half of that at  $\omega = 0$ . The ACF corresponding to these peaks is found by inverse Fourier transformation:

$$C_{\Delta K \Delta K}(t) = \frac{\gamma(kT_0)^2}{8\pi} \int_{-\infty}^{\infty} \frac{e^{i\omega t}}{\gamma^2 + (\omega \pm 2\omega_0)^2} d\omega. \quad (23)$$

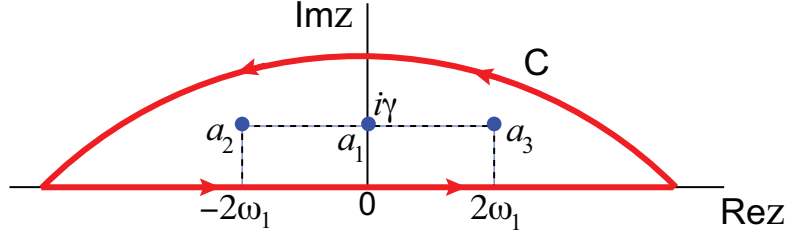


Figure 3: Integration loop for computing  $\hat{C}_{KK}(t)$  using Eq.(26). The singularity points lying inside the loop when  $\omega_0 > \gamma/2$  are indicated.

We again apply the residue theorem using the same integration loop. There are two singularities lying inside the loop:  $a_{\pm} = \pm 2\omega_0 + i\gamma$ . The residues at these singularities are

$$\text{Res} \left( \frac{e^{i\omega t}}{\gamma^2 + (\omega \pm 2\omega_0)^2}, a_{\pm} \right) = -\frac{ie^{-(\gamma \pm 2i\omega_0)t}}{2\gamma}. \quad (24)$$

The integral over the arc again vanishes and we obtain (assuming  $t > 0$ )

$$C_{\Delta K \Delta K}(t) = \frac{(kT_0)^2}{4} e^{-\gamma t} \cos(2\omega_0 t). \quad (25)$$

The peak at  $\omega = 2\omega_0$  describes kinetic energy variations during quasi-harmonic oscillations. Since the kinetic and potential energies transform to each other twice during each period, the frequency is  $2\omega_0$ . The peak at  $\omega = -2\omega_0$  describes physically the same process and only appears in the spectrum to formally satisfy the definition of the Fourier transformation.

The general form of  $C_{\Delta K \Delta K}(t)$  is obtained by inverse Fourier transformation of Eq.(18):

$$C_{\Delta K \Delta K}(t) = \frac{\gamma(kT_0)^2}{\pi} \int_{-\infty}^{\infty} \frac{[\omega^4 + \omega^2(\gamma^2 - 3\omega_0^2) + 4\omega_0^4] e^{i\omega t}}{(\gamma^2 + \omega^2) [4\gamma^2\omega^2 + (\omega^2 - 4\omega_0^2)^2]} d\omega. \quad (26)$$

As usual, we apply the residue theorem. Suppose  $\omega_0 > \gamma/2$ . Then the function

$$f(z) = \frac{[z^4 + z^2(\gamma^2 - 3\omega_0^2) + 4\omega_0^4] e^{izt}}{(\gamma^2 + z^2) [4\gamma^2 z^2 + (z^2 - 4\omega_0^2)^2]}$$

has three singularities in the upper half-plane ( $\text{Im}z > 0$ ):

$$a_1 = i\gamma, \quad a_2 = i\gamma - 2\omega_1, \quad a_3 = i\gamma + 2\omega_1, \quad (27)$$

with  $\omega_1$  given by Eq.(14). Choosing the same semi-circular integration path as before (Fig. 3), we have

$$\oint_C f(z) dz = 2\pi i \sum_{i=1}^3 \text{Res}(f, a_i) = \frac{\pi e^{-\gamma t}}{8\gamma\omega_1^2} [2\omega_0^2 + (2\omega_0^2 - \gamma^2) \cos(2\omega_1 t) - 2\gamma\omega_1 \sin(2\omega_1 t)]. \quad (28)$$

The integral along the arc vanishes and we finally obtain

$$C_{\Delta K \Delta K}(t) = \frac{(kT_0)^2 e^{-\gamma t}}{8\omega_1^2} [2\omega_0^2 + (2\omega_0^2 - \gamma^2) \cos(2\omega_1 t) - 2\gamma\omega_1 \sin(2\omega_1 t)]. \quad (29)$$

If  $\omega_0 < \gamma/2$ , then similar calculations give

$$C_{\Delta K \Delta K}(t) = -\frac{(kT_0)^2 e^{-\gamma t}}{8\omega_2^2} [2\omega_0^2 + (2\omega_0^2 - \gamma^2) \cosh(2\omega_2 t) - 2\gamma\omega_2 \sinh(2\omega_2 t)], \quad (30)$$

where  $\omega_2$  is given by Eq.(17). In the latter case, all three singularities lie on the imaginary axis.

Knowing  $C_{\Delta K \Delta K}(t)$  we can find the mean-square fluctuation  $\overline{(\Delta K)^2} = C_{\Delta K \Delta K}(0)$ . Eqs.(29) and (30) both give then same result:  $\overline{(\Delta K)^2} = (kT_0)^2/2$ , which matches independent calculations from the canonical distribution. On the other hand, using Eqs.(21) and (25), we find that the peaks at  $\omega = 0$  and  $\omega = 2\omega_0$  make equal contributions  $\overline{(\Delta K)^2} = (kT_0)^2/4$ . In other words, one half of the kinetic energy fluctuation  $\overline{(\Delta K)^2}$  is caused by quasi-harmonic vibrations, whereas the other half is due to energy fluctuations between the oscillator and the thermostat.

### 3 Potential energy of the Langevin oscillator

We next calculate the ACF  $C_{\Delta U \Delta U}(t)$  of the potential energy  $U = m\omega_0^2 x^2/2$  relative to its average value  $\overline{U} = kT_0/2$ , where  $\Delta U = U - \overline{U}$ . As with kinetic energy, we will first find the spectral ACF  $\hat{C}_{\Delta U \Delta U}(\omega)$  using the theorem from Appendix B with  $a(t) = x(t)$ . Applying Eq.(107) we have

$$\hat{C}_{\Delta U \Delta U}(\omega) = \frac{m^2 \omega_0^4}{2} \int_{-\infty}^{\infty} \hat{C}_{xx}(\omega') \hat{C}_{xx}(\omega - \omega') d\omega'. \quad (31)$$

Inserting  $\hat{C}_{xx}(\omega)$  from Eq.(7) we obtain

$$\hat{C}_{\Delta U \Delta U}(\omega) = \frac{(\gamma k T_0)^2 \omega_0^4}{2\pi^2} \int_{-\infty}^{\infty} \frac{d\omega'}{\left[ (\omega_0^2 - \omega'^2)^2 + \gamma^2 \omega'^2 \right] \left[ (\omega_0^2 - (\omega - \omega')^2)^2 + \gamma^2 (\omega - \omega')^2 \right]}. \quad (32)$$

The right-hand side of this equation is evaluated by integrating the complex function

$$f(z) = \frac{1}{\left[ (\omega_0^2 - z^2)^2 + \gamma^2 z^2 \right] \left[ (\omega_0^2 - (\omega - z)^2)^2 + \gamma^2 (\omega - z)^2 \right]} \quad (33)$$

along a semi-circular loop  $C$  in the complex plane (Fig. 1). The loop encloses the same four singularities as for the kinetic energy. The residue theorem gives

$$\oint_C f(z) dz = 2\pi i \sum_{i=1}^4 \text{Res}(f, a_i) = 2\pi \frac{4\gamma^2 + \omega^2 + 4\omega_0^2}{\gamma\omega_0^2(\gamma^2 + \omega^2) [4\gamma^2\omega^2 + (\omega^2 - 4\omega_0^2)^2]}, \quad (34)$$

from which

$$\hat{C}_{\Delta U \Delta U}(\omega) = \frac{\gamma(kT_0)^2 \omega_0^2}{\pi} \frac{4\gamma^2 + \omega^2 + 4\omega_0^2}{(\gamma^2 + \omega^2) [4\gamma^2 \omega^2 + (\omega^2 - 4\omega_0^2)^2]}. \quad (35)$$

Similar to the kinetic energy case, this function has maxima at  $\omega = 0$  and near  $\omega = \pm 2\omega_0$ . These maxima have the same physical meaning as for kinetic energy: the maximum at  $\omega = 0$  describes long-range fluctuations due to energy exchanges with the thermostat, whereas the maximum near  $\omega = 2\omega_0$  is due to quasi-harmonic vibrations (the maximum near  $-2\omega_0$  represents physically the same process).

The real-time ACF  $C_{\Delta U \Delta U}(t)$  is calculated by inverse Fourier transformation of Eq.(35):

$$C_{\Delta U \Delta U}(t) = \int_{-\infty}^{\infty} \hat{C}_{\Delta U \Delta U}(\omega) e^{i\omega t} d\omega = \frac{\gamma(kT_0)^2 \omega_0^2}{\pi} \int_{-\infty}^{\infty} \frac{(4\gamma^2 + \omega^2 + 4\omega_0^2) e^{i\omega t}}{(\gamma^2 + \omega^2) [4\gamma^2 \omega^2 + (\omega^2 - 4\omega_0^2)^2]} d\omega. \quad (36)$$

The function

$$f(z) = \frac{[4\gamma^2 + z^2 + 4\omega_0^2] e^{izt}}{(\gamma^2 + z^2) [4\gamma^2 z^2 + (z^2 - 4\omega_0^2)^2]} \quad (37)$$

has the same three singularities in the upper half-plane ( $\text{Im}z > 0$ ) as its kinetic energy counterpart (Fig. 3). Choosing the same semi-circular integration path and assuming that  $\omega_0 > \gamma/2$ , the residue theorem gives

$$\oint_C f(z) dz = 2\pi i \sum_{i=1}^3 \text{Res}(f, a_i) = \frac{\pi e^{-\gamma t}}{8\omega_0^2 \omega_1^2} [2\omega_0^2 + (2\omega_0^2 - \gamma^2) \cos(2\omega_1 t) + 2\gamma\omega_1 \sin(2\omega_1 t)]. \quad (38)$$

The integral along the arc vanishes and we obtain

$$C_{\Delta U \Delta U}(t) = \frac{(kT_0)^2 e^{-\gamma t}}{8\omega_1^2} [2\omega_0^2 + (2\omega_0^2 - \gamma^2) \cos(2\omega_1 t) + 2\gamma\omega_1 \sin(2\omega_1 t)]. \quad (39)$$

When  $\omega_0 < \gamma/2$ , similar calculations give

$$C_{\Delta U \Delta U}(t) = -\frac{(kT_0)^2 e^{-\gamma t}}{8\omega_2^2} [2\omega_0^2 + (2\omega_0^2 - \gamma^2) \cosh(2\omega_2 t) + 2\gamma\omega_2 \sinh(2\omega_2 t)]. \quad (40)$$

Note that the obtained  $C_{\Delta U \Delta U}(t)$  looks similar but is different from the previously derived  $C_{\Delta K \Delta K}(t)$ .

Knowing  $C_{\Delta U \Delta U}(t)$ , we find that the mean-square fluctuation of potential energy is  $\overline{(\Delta U)^2} = C_{\Delta U \Delta U}(0) = (kT_0)^2/2$ . In the strongly underdamped (quasi-harmonic) regime, this fluctuation is split equally between the quasi-harmonic vibrations and the energy exchanges with the thermostat.

## 4 Total energy of the Langevin oscillator

The total energy of the oscillator can be factorized as follows:

$$E = \frac{mv^2}{2} + \frac{m\omega_0^2 x^2}{2} = \frac{m}{2} ab, \quad (41)$$



where

$$a \equiv v + i\omega_0 x, \quad b \equiv v - i\omega_0 x. \quad (42)$$

Our goal is to find the ACF  $C_{\Delta E \Delta E}(t)$ , where  $\Delta E = E - \bar{E}$ . As above, we will first calculate the spectral form of this ACF using the theorem from Appendix B. According to this theorem,

$$\hat{C}_{\Delta E \Delta E}(\omega) = \frac{m^2}{4} \int_{-\infty}^{\infty} \hat{C}_{aa}(\omega') \hat{C}_{bb}(\omega - \omega') d\omega' + \frac{m^2}{4} \int_{-\infty}^{\infty} \hat{C}_{ba}(\omega') \hat{C}_{ab}(\omega - \omega') d\omega'. \quad (43)$$

The correlation functions appearing in Eq.(43) are computed as follows. We have

$$\begin{aligned} \overline{\hat{a}(\omega) \hat{a}(\omega')} &= \overline{\hat{v}(\omega) \hat{v}(\omega')} - \omega_0^2 \overline{\hat{x}(\omega) \hat{x}(\omega')} + i\omega_0 \overline{\hat{x}(\omega) \hat{v}(\omega')} + i\omega_0 \overline{\hat{v}(\omega) \hat{x}(\omega')} \\ &= \delta(\omega + \omega') \left[ \hat{C}_{vv}(\omega) - \omega_0^2 \hat{C}_{xx}(\omega) + i\omega_0 \hat{C}_{xv}(-\omega) + i\omega_0 \hat{C}_{vx}(-\omega) \right], \end{aligned} \quad (44)$$

where we used Eqs.(88) and (92) from Appendix A. The last two terms cancel each other and we obtain

$$\overline{\hat{a}(\omega) \hat{a}(\omega')} = \delta(\omega + \omega') \left[ \hat{C}_{vv}(\omega) - \omega_0^2 \hat{C}_{xx}(\omega) \right], \quad (45)$$

from which

$$\hat{C}_{aa}(\omega) = \hat{C}_{vv}(\omega) - \omega_0^2 \hat{C}_{xx}(\omega). \quad (46)$$

Similar calculations give

$$\hat{C}_{bb}(\omega) = \hat{C}_{vv}(\omega) - \omega_0^2 \hat{C}_{xx}(\omega). \quad (47)$$

For the cross-correlation  $\hat{C}_{ab}$  we have

$$\begin{aligned} \overline{\hat{a}(\omega) \hat{b}(\omega')} &= \overline{\hat{v}(\omega) \hat{v}(\omega')} + \omega_0^2 \overline{\hat{x}(\omega) \hat{x}(\omega')} + i\omega_0 \overline{\hat{x}(\omega) \hat{v}(\omega')} - i\omega_0 \overline{\hat{v}(\omega) \hat{x}(\omega')} \\ &= \delta(\omega + \omega') \left[ \hat{C}_{vv}(\omega) + \omega_0^2 \hat{C}_{xx}(\omega) + i\omega_0 \hat{C}_{xv}(-\omega) - i\omega_0 \hat{C}_{vx}(-\omega) \right], \end{aligned} \quad (48)$$

from which

$$\hat{C}_{ab}(\omega) = \omega_0^2 \hat{C}_{xx}(\omega) + \hat{C}_{vv}(\omega) - 2i\omega_0 \hat{C}_{vx}(\omega). \quad (49)$$

The functions  $\hat{C}_{vv}(\omega)$ ,  $\hat{C}_{xx}(\omega)$  and  $\hat{C}_{vx}(\omega)$  are given by Eqs.(8), (7) and (9), respectively. Inserting them in Eqs.(46), (47) and (49) we obtain

$$\hat{C}_{aa}(\omega) = \hat{C}_{bb}(\omega) = \frac{(\gamma k T_0 / \pi m)(\omega^2 - \omega_0^2)}{(\omega_0^2 - \omega^2)^2 + \gamma^2 \omega^2}, \quad (50)$$

$$\hat{C}_{ab}(\omega) = \hat{C}_{ba}(-\omega) = \frac{(\gamma k T_0 / \pi m)(\omega - \omega_0)^2}{(\omega_0^2 - \omega^2)^2 + \gamma^2 \omega^2}. \quad (51)$$

These functions provide the input to Eq.(43), which then becomes

$$\begin{aligned} \hat{C}_{\Delta E \Delta E}(\omega) &= \frac{(\gamma k T_0)^2}{4\pi^2} \int_{-\infty}^{\infty} \frac{(\omega'^2 - \omega_0^2) [(\omega - \omega')^2 - \omega_0^2]}{\left[ (\omega_0^2 - \omega'^2)^2 + \gamma^2 \omega'^2 \right] \left[ (\omega_0^2 - (\omega - \omega')^2)^2 + \gamma^2 (\omega - \omega')^2 \right]} d\omega' \\ &+ \frac{(\gamma k T_0)^2}{4\pi^2} \int_{-\infty}^{\infty} \frac{(\omega_0 + \omega')^2 (\omega - \omega' - \omega_0)^2}{\left[ (\omega_0^2 - \omega'^2)^2 + \gamma^2 \omega'^2 \right] \left[ (\omega_0^2 - (\omega - \omega')^2)^2 + \gamma^2 (\omega - \omega')^2 \right]} d\omega' \end{aligned} \quad (52)$$

The integrals in Eq.(52) are readily evaluated using the residue theorem with the same semi-circular integration loop as for the kinetic and potential energies. The singularities of the integrands lying inside the loop are the same as in Eqs.(11) and (32) and are given by Eq.(13). Somewhat lengthy calculations give

$$\hat{C}_{\Delta E \Delta E}(\omega) = \frac{\gamma(kT_0)^2}{\pi} \frac{(\omega^2 - 4\omega_0^2)^2 + \gamma^2(\omega^2 + 4\omega_0^2)}{(\gamma^2 + \omega^2) [4\gamma^2\omega^2 + (\omega^2 - 4\omega_0^2)^2]}. \quad (53)$$

This function has a maximum at  $\omega = 0$  and local minima near  $\pm 2\omega_0$ . When  $\gamma \ll \omega_0$ , these extrema are separated by frequency gaps. Near the maximum,  $\hat{C}_{\Delta E \Delta E}(\omega)$  behaves as

$$\hat{C}_{\Delta E \Delta E}(\omega) = \frac{\gamma(kT_0)^2}{\pi} \frac{1}{\gamma^2 + \omega^2}. \quad (54)$$

This is a Lorentz peak of width  $\gamma$  and height  $(kT_0)^2/\pi\gamma$ . This peak represents the energy fluctuations between the system and the thermostat and is four times as high as the similar peaks for the kinetic and potential energies. Near  $\omega = 2\omega_0$ ,  $\hat{C}_{\Delta E \Delta E}(\omega)$  behaves approximately as

$$\hat{C}_{\Delta E \Delta E}(\omega) = \frac{\gamma(kT_0)^2}{8\pi\omega_0^2} \frac{\gamma^2 + 2(\omega - 2\omega_0)^2}{\gamma^2 + (\omega - 2\omega_0)^2}. \quad (55)$$

This equation describes a Lorentz-shape local minimum of width  $\gamma$  and depth  $\gamma(kT_0)^2/8\pi\omega_0^2$ . This depth is a factor of  $\gamma^2/8\omega_0^2$  smaller than the height of the maximum  $\omega = 0$ . In the strongly underdamped regime ( $\gamma \ll \omega_0$ ), this minimum is extremely shallow and can be neglected. It describes an “anti-resonance” effect wherein the oscillator is less willing to exchange the total energy with the thermostat at the natural frequency of the kinetic-potential energy transformations (which is  $2\omega_0$ ) than at nearby frequencies. In the underdamped regime this is a tiny second-order effect. Most of the energy exchange with the thermostat occurs at low frequencies.

The time-dependent ACF  $C_{\Delta E \Delta E}(t)$  can now be obtained by inverse Fourier transformation of Eq.(53):

$$C_{\Delta E \Delta E}(t) = \int_{-\infty}^{\infty} \hat{C}_{\Delta E \Delta E}(\omega) e^{i\omega t} d\omega = \frac{\gamma(kT_0)^2}{\pi} \int_{-\infty}^{\infty} \frac{[(\omega^2 - 4\omega_0^2)^2 + \gamma^2(\omega^2 + 4\omega_0^2)] e^{i\omega t}}{(\gamma^2 + \omega^2) [4\gamma^2\omega^2 + (\omega^2 - 4\omega_0^2)^2]} d\omega. \quad (56)$$

As before, we apply the residue theorem utilizing the semi-circular integration loop shown in Fig. 3. We obtain

$$C_{\Delta E \Delta E}(t) = \frac{(kT_0)^2}{4\omega_1^2} e^{-\gamma t} [4\omega_0^2 - \gamma^2 \cos(2\omega_1 t)] \quad (57)$$

if  $\omega_0 > \gamma/2$  and

$$C_{\Delta E \Delta E}(t) = -\frac{(kT_0)^2}{4\omega_2^2} e^{-\gamma t} [4\omega_0^2 - \gamma^2 \cosh(2\omega_2 t)] \quad (58)$$

if  $\omega_0 < \gamma/2$ .

Equations (57) and (58) give the mean-square fluctuation of the total energy:

$$\overline{(\Delta E)^2} = (kT_0)^2. \quad (59)$$

For comparison, it was shown above that  $\overline{(\Delta K)^2} = \overline{(\Delta U)^2} = (kT_0)^2/2$ .

## 5 The cross-correlation functions

In this section we calculate the CCFs between the kinetic, potential and total energies. We start by computing the spectral form of the kinetic-potential energy CCF  $\hat{C}_{\Delta K \Delta U}(\omega)$ . We will apply the theorem from Appendix B with  $a(t) = v(t)$  and  $b(t) = x(t)$ . In the notations of this theorem,  $G(t) = v^2(t)$  and  $H(t) = x^2(t)$ . Equation (104) of Appendix B gives

$$\begin{aligned} \hat{C}_{\Delta K \Delta U}(\omega) &= \frac{m^2 \omega_0^2}{4} \int_{-\infty}^{\infty} \hat{C}_{xv}(\omega') \hat{C}_{xv}(\omega - \omega') d\omega' \\ &= - \int_{-\infty}^{\infty} \frac{(\gamma k T \omega_0 / 4\pi)^2 \omega' (\omega - \omega') d\omega'}{\left[ (\omega_0^2 - \omega'^2)^2 + \gamma^2 \omega'^2 \right] \left[ (\omega_0^2 - (\omega - \omega')^2)^2 + \gamma^2 (\omega - \omega')^2 \right]} d\omega'. \end{aligned} \quad (60)$$

At the second step we inserted  $\hat{C}_{xv}(\omega)$  from Eq.(9). This integral is evaluated by integration along the usual path  $C$  in the complex plane (Fig. 1). The loop contains the same singularities as in the ACF calculations for the kinetic and potential energies. Calculations employing the residue theorem give

$$\hat{C}_{\Delta K \Delta U}(\omega) = \frac{\gamma (kT_0)^2}{\pi} \frac{\omega_0^2 (4\omega_0^2 - 3\omega^2)}{(\gamma^2 + \omega^2) [4\gamma^2 \omega^2 + (\omega^2 - 4\omega_0^2)^2]}. \quad (61)$$

This function has a central maximum at  $\omega = 0$  and two negative minima at  $\omega = \pm 2\omega_0$  (Fig. 2(b)). When  $\gamma \ll \omega_0$ , these extrema are separated by frequency gaps and have a Lorentz shape of width  $\gamma$  and the heights of  $(kT_0)^2/4\pi\gamma$  and  $-(kT_0)^2/8\pi\gamma$ , respectively. As before, the central maximum represents the energy exchanges with the thermostat while the minima arise from quasi-harmonic vibrations. The negative sign of the minima reflects the fact that the kinetic and potential energies oscillate in anti-phase: when one increases, the other decreases.

Since  $\hat{C}_{\Delta K \Delta U}(\omega)$  is an even function of frequency,  $\hat{C}_{\Delta U \Delta K}(\omega)$  is given by the same equation (61). We can now calculate the CCFs of the total energy with the kinetic and potential energies. We have

$$\hat{C}_{\Delta E \Delta K}(\omega) = \hat{C}_{\Delta K \Delta K}(\omega) + \hat{C}_{\Delta U \Delta K}(\omega) = \frac{\gamma (kT_0)^2}{\pi} \frac{\omega^4 + (\gamma^2 - 6\omega_0^2)\omega^2 + 8\omega_0^4}{(\gamma^2 + \omega^2) [4\gamma^2 \omega^2 + (\omega^2 - 4\omega_0^2)^2]}, \quad (62)$$

where we used Eq.(18) for  $\hat{C}_{\Delta K \Delta K}(\omega)$ . Similarly,

$$\hat{C}_{\Delta E \Delta U}(\omega) = \hat{C}_{\Delta K \Delta U}(\omega) + \hat{C}_{\Delta U \Delta U}(\omega) = \frac{\gamma (kT_0)^2}{\pi} \frac{8\omega_0^4 + 4\gamma^2 \omega_0^2 - 2\omega^2 \omega_0^2}{(\gamma^2 + \omega^2) [4\gamma^2 \omega^2 + (\omega^2 - 4\omega_0^2)^2]}, \quad (63)$$

where we used Eq.(35) for  $\hat{C}_{\Delta U \Delta U}(\omega)$ . At  $\gamma \ll \omega_0$ , both  $\hat{C}_{\Delta E \Delta K}(\omega)$  and  $\hat{C}_{\Delta E \Delta U}(\omega)$  have a central peak at  $\omega = 0$  and a tiny wiggle near  $\omega = \pm 2\omega_0$ , the latter being associated with the “anti-resonance” effect mentioned above. In other words, at low frequencies the kinetic and potential energies strongly correlate with the total energy, which is consistent with the picture of long-range fluctuations due to energy exchanges with the thermostat. During such fluctuations, the total energy varies while maintaining nearly equilibrium partitioning between the kinetic and potential energies.

The time domain forms of these CCFs are obtained by Fourier transformations using the residue theorem and the semi-circular integration path shown in Fig. 3. In all cases, the three singularities enclosed by the path are given by Eq.(27). The calculations are similar to those for the ACFs and, assuming  $\omega_0 > \gamma/2$ , give

$$C_{\Delta K \Delta U}(t) = \frac{(kT_0)^2 \omega_0^2}{4\omega_1^2} e^{-\gamma t} [1 - \cos(2\omega_1 t)], \quad (64)$$

$$C_{\Delta E \Delta K}(t) = \frac{(kT_0)^2 e^{-\gamma t}}{8\omega_1^2} [4\omega_0^2 - \gamma^2 \cos(2\omega_1 t) - 2\gamma\omega_1 \sin(2\omega_1 t)], \quad (65)$$

$$C_{\Delta E \Delta U}(t) = \frac{(kT_0)^2 e^{-\gamma t}}{8\omega_1^2} [4\omega_0^2 - \gamma^2 \cos(2\omega_1 t) + 2\gamma\omega_1 \sin(2\omega_1 t)]. \quad (66)$$

If  $\omega_0 < \gamma/2$ , these equations become, respectively,

$$C_{\Delta K \Delta U}(t) = -\frac{(kT_0)^2 \omega_0^2}{4\omega_2^2} e^{-\gamma t} [1 - \cosh(2\omega_2 t)], \quad (67)$$

$$C_{\Delta E \Delta K}(t) = -\frac{(kT_0)^2 e^{-\gamma t}}{8\omega_2^2} [4\omega_0^2 - \gamma^2 \cosh(2\omega_2 t) - 2\gamma\omega_1 \sinh(2\omega_2 t)], \quad (68)$$

$$C_{\Delta E \Delta U}(t) = -\frac{(kT_0)^2 e^{-\gamma t}}{8\omega_2^2} [4\omega_0^2 - \gamma^2 \cosh(2\omega_2 t) + 2\gamma\omega_1 \sinh(2\omega_2 t)]. \quad (69)$$

At  $t = 0$ , these equations give  $\overline{\Delta K \Delta U} = 0$  and  $\overline{\Delta E \Delta K} = \overline{\Delta E \Delta U} = (kT_0)^2/2$ .

## 6 Molecular dynamics simulations

The analytical calculations presented in the previous sections rely on the theorem derived in Appendix B. The derivation of the theorem is based on the approximation of four-member correlation functions by sums of products of pair correlation functions. To demonstrate the accuracy of this approximation, the energy ACFs and CCFs were computed by molecular dynamics (MD) simulations and the results were compared with the analytical solutions.

The Langevin equation (1) was integrated numerically by implementing the velocity Verlet algorithm. Since we are only interested in dimensionless variables, we chose  $m = 1$ ,  $\omega_0 = 1$  and  $\gamma = 0.1\omega_0$ . Because  $\gamma/\omega_0 = 0.1$  is relatively small, the simulations realize the underdamped regime. The time step of integration was 0.001. Every 100 MD steps,

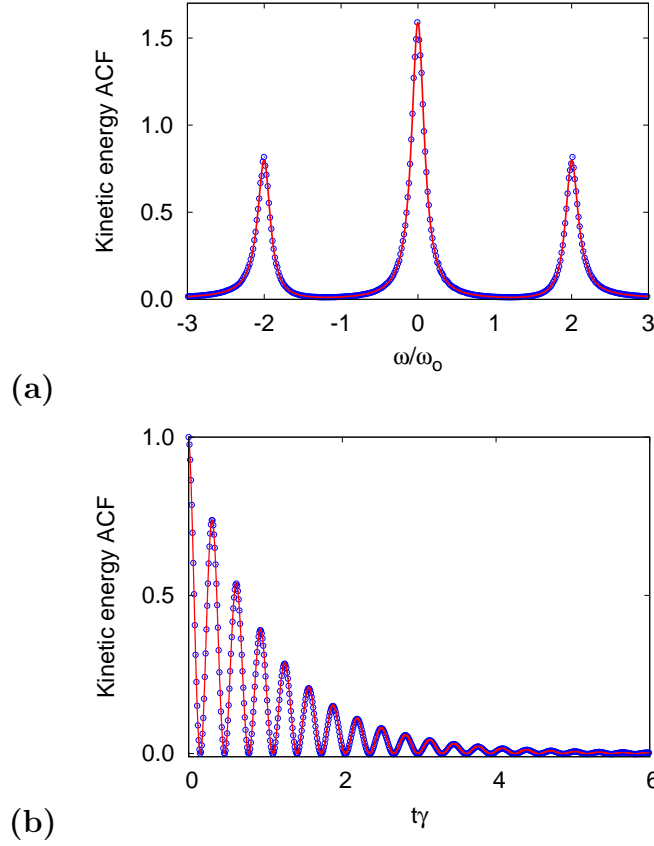


Figure 4: The kinetic energy ACF in the frequency (a) and time (b) domains for under-damped vibrations with the damping constant  $\gamma = 0.1\omega_0$ . The points and lines represent MD results and analytical solutions, respectively.

the random force  $R$  was updated by drawing a new number from the normal distribution with the standard deviation of 0.5. A total of 5000 statistically independent MD runs, each  $80\gamma^{-1}$  long, were performed to reach convergence. For each run, the discrete Fourier transformations of the kinetic, potential and total energies were computed and the Fourier amplitudes were averaged over all MD runs. The Fourier amplitudes obtained were used to calculate the respective correlation functions in the frequency domain. These functions were then mapped into the time domain by inverse Fourier transformation.

To facilitate comparison with the analytical solutions, all correlation functions were expressed in terms of the dimensionless frequency  $\omega/\omega_0$ , time  $t\gamma$  and damping constant  $\gamma/\omega_0$ , and normalized as follows

$$\hat{\mathcal{C}}_{\Delta X \Delta Y}(\omega/\omega_0, \gamma/\omega_0) = \frac{\hat{C}_{\Delta X \Delta Y}(\omega)}{\left( \overline{(\Delta X)^2} \overline{(\Delta Y)^2} \right)^{1/2}}, \quad (70)$$

$$\mathcal{C}_{\Delta X \Delta Y}(t\gamma, \gamma/\omega_0) = \frac{C_{\Delta X \Delta Y}(t)}{\left( \overline{(\Delta X)^2} \overline{(\Delta Y)^2} \right)^{1/2}}, \quad (71)$$

where  $X$  and  $Y$  stand for  $K$ ,  $U$  or  $E$ , with  $X \neq Y$  for CCFs and  $X = Y$  for ACFs.

Selected results are shown in Figs. 4-6 (for the complete set of figures the reader is referred to the Supplementary Material [5]), plotting the normalized correlation functions (70) or (71) against  $\omega/\omega_0$  or  $t\gamma$  for  $\gamma/\omega_0 = 0.1$ . Although the spectra only have physical meaning when  $\omega \geq 0$ , the functions are mathematically defined in the entire frequency range  $(-\infty, \infty)$  and are shown as such in the figures.

For the kinetic energy ACF (Fig. 4), we find the expected central peak at  $\omega = 0$  and two side peaks near  $\omega = \pm 2\omega_0$  that are twice as low. By contrast, the total energy ACF (Fig. 5) shows a single Lorentz peak at  $\omega = 0$  in the frequency domain and exponential decay in the time domain. As mentioned previously, this behavior is primarily due to the energy exchanges between the oscillator and the thermostat. The inset in Fig. 5(a) reveals the tiny “anti-resonance” minimum mentioned in Sec. 4. Figure 6 shows the kinetic-potential energy CCF. The central peak remains positive since the kinetic and potential energies correlate with each other during the energy exchanges with the thermostat. However, the side peaks of the spectrum become negative reflecting the anti-phase behavior of the two energies during the vibrations.

The main conclusion of this comparison is that the analytical solutions accurately match the MD results, validating the pair-correlation approximation discussed in Appendix B.

## 7 Application to the problem of temperature fluctuations

While fluctuations of extensive parameters, such as energy, are well-understood, there are controversies regarding the nature, or even existence [6–8], of temperature fluctuations in canonical systems [9]. The main source of the controversy is the disparity in the definitions of certain fundamental concepts, such as entropy and temperature, in thermodynamics and statistical mechanics. In thermodynamics, temperature is uniquely defined by the fundamental equation of the substance in question as the derivative of energy  $E$  with respect to entropy  $S$  [10–12]. For a simple substance, the fundamental equation has the form  $E = E(S, V, N)$ , where  $V$  is the system volume and  $N$  is the number of particles. By contrast, the statistical-mechanical definition depends on the adopted logical structure of the discipline. For example, if temperature of a canonical system is *defined* as the temperature of the thermostat  $T_0$  (the inverse of  $\beta$  in the standard canonical distribution), then of course the very notion of temperature fluctuations is meaningless [6–8]. From this point of view, the temperature fluctuation relation

$$\overline{(\Delta T)^2} = \frac{kT_0^2}{Nc_v^0} \quad (72)$$

derived in the thermodynamic theory of fluctuations [2, 11, 13] is the result of a mere manipulation of symbols [8, 14]. In Eq.(72),  $\Delta T = T - T_0$ ,  $c_v^0$  is the constant-volume specific heat (per particle) at the temperature  $T_0$ , and  $k$  is Boltzmann’s constant. The

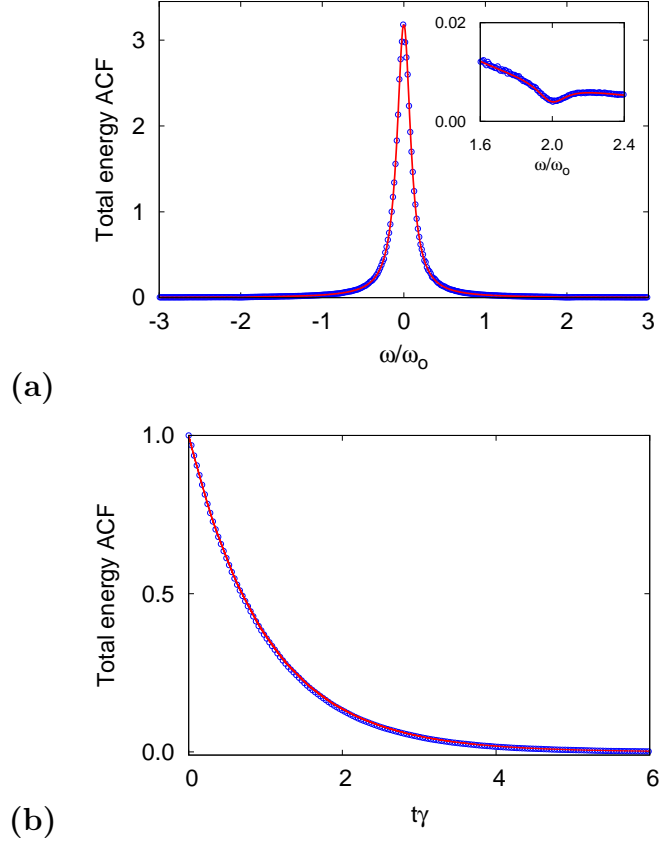


Figure 5: The total energy ACF in the frequency (a) and time (b) domains for under-damped vibrations with the damping constant  $\gamma = 0.1\omega_0$ . The points and lines represent MD results and analytical solutions, respectively. The inset shows a zoom into the “anti-resonance” region.

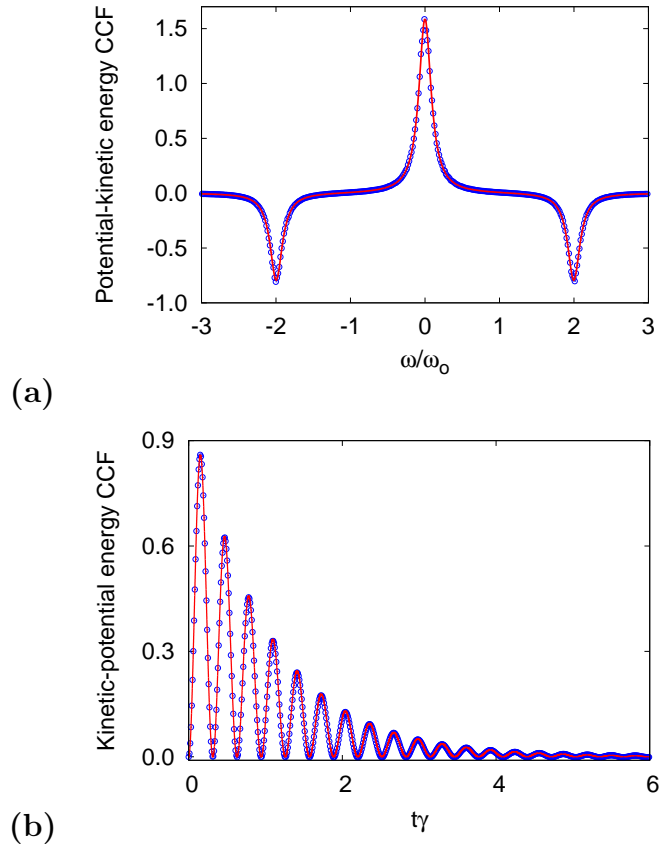


Figure 6: The kinetic-potential energy CCF in the frequency (a) and time (b) domains for underdamped vibrations with the damping constant  $\gamma = 0.1\omega_0$ . The points and lines represent MD results and analytical solutions, respectively.



system volume and number of particles are assumed to be fixed. At best, Eq.(72) is interpreted as a rewriting of the known energy fluctuation relation

$$\overline{(\Delta E)^2} = NkT_0^2 c_v^0 \quad (73)$$

by *formally* defining the non-equilibrium temperature  $T$  as  $T \equiv T_0 + \Delta E/(Nc_v^0)$  [9]. This makes  $T$  a formal parameter essentially identical to energy up to units.

By contrast, the thermodynamic theory of fluctuations [2, 11, 13] endows the non-equilibrium temperature with a physical meaning and considers its fluctuations as a real physical phenomenon that can be studied experimentally [15]. The theory recognizes the existence of two different timescales inherent in canonical fluctuations: the timescale of internal relaxation  $t_r$  inside the system and the timescale  $\tau_r$  of relaxation in the compound system consisting of the canonical system and the thermostat. The two relaxation processes are governed by different physical mechanisms and, in most cases,  $t_r \ll \tau_r$ . Thus, there is an intermediate timescale  $t_q$ , such that  $t_r \ll t_q \ll \tau_r$ , on which the system remains infinitely close to internal equilibrium without being necessarily in equilibrium with the thermostat. Such virtually equilibrium states of the canonical system are called *quasi-equilibrium*. On the quasi-equilibrium timescale  $t_q$ , the system can be described by a fundamental equation, from which its temperature can be found by

$$T = (\partial E / \partial S)_{V,N}. \quad (74)$$

During the equilibration of a system with a thermostat, the system goes through a continuum of quasi-equilibrium states. Accordingly, we can talk about the time evolution of its quasi-equilibrium temperature  $T$  towards  $T_0$  as the system approaches equilibrium with the thermostat. Based on the fluctuation-dissipation relation [2, 3, 16–20], we expect that similar quasi-equilibrium states arise during fluctuations after the system has reached equilibrium with the thermostat. Such quasi-equilibrium states also have a well-defined temperature that fluctuates around  $T_0$ . As long as this temperature is properly defined on the quasi-equilibrium timescale, its fluctuations will follow Eq.(72).

While Eq.(74) provides a thermodynamic definition of the quasi-equilibrium temperature  $T$ , in practice this temperature can be evaluated by utilizing the equipartition relation and the kinetic energy averaged over the quasi-equilibrium timescale  $t_q$ . This can be readily done in computer simulations and, in principle, in experiments measuring a property sensitive to kinetic energy of the particles. This approach obviously assumes ergodicity of the system and classical dynamics.

The Langevin oscillator offers a simple model that can illustrate these ideas. Consider the Einstein model of a solid with a single vibrational frequency  $\omega_0$ . The  $3N$  oscillators describing the atomic vibrations are considered totally decoupled from each other and only interacting with a thermostat. Suppose the latter is a Langevin thermostat characterized by a damping constant  $\gamma$  and a random force  $R$  satisfying the fluctuation-dissipation relation (5) for a given thermostat temperature  $T_0$ . In this model, each vibrational mode can be represented by a single Langevin oscillator. The damping time  $\tau_r = 1/\gamma$  sets the timescale of energy exchanges with the thermostat. By contrast to a real solid wherein internal equilibration requires redistribution of energy between different vibrational modes

by phonon scattering, in the present model the energy is pumped into or removed from each oscillator individually. Thus, the internal equilibration timescale  $t_r$  is on the order of  $1/\omega_0$ .<sup>1</sup> We assume that the vibrations are quasi-harmonic and thus  $\omega_0 \gg \gamma$  (underdamped regime). Then  $t_r \ll \tau_r$  and there is a quasi-equilibrium timescale in between on which the temperature can be defined.

We have shown above that kinetic energy fluctuations of an underdamped Langevin oscillator have two components: a fast component due to transformations between the kinetic and potential energies during atomic vibrations (period  $\pi/\omega_0$ ), and a slow component due to energy exchanges with the thermostat (timescale  $1/\gamma$ ). It is the slow component that should be used to calculate the quasi-equilibrium temperature of the system. The fast component can be “filtered out” by averaging  $K$  over several vibration periods. Alternatively, the same can be achieved by separating the peaks in the spectrum of the kinetic energy ACF. As was shown above,  $\hat{C}_{\Delta K \Delta K}(\omega)$  has two peaks separated by a frequency gap (Figs. 2(a) and 4(a)). One peak at  $\omega = 2\omega_0$  represents the kinetic-potential energy exchanges during the vibrations (fast component) while the other at  $\omega = 0$  represents the energy exchanges with the thermostat (slow component). Thus, the separation of the two timescales can be accomplished by splitting the spectrum in two Lorentz peaks described by Eqs.(22) and (19), respectively. As was shown in Sec. 2, each peak describes kinetic energy fluctuations with the same mean-square value

$$\overline{(\Delta K)^2} = (kT_0)^2/4. \quad (75)$$

For a solid composed of  $3N$  statistically independent oscillators, we use the low-frequency peak (at  $\omega = 0$ ) to obtain

$$\overline{(\Delta K_{\text{solid}})^2} = \frac{3N(kT_0)^2}{4}. \quad (76)$$

We can now identify the quasi-equilibrium temperature with the equipartition value  $T = 2K_{\text{solid}}/3Nk$  using the kinetic energy defined by the low-frequency peak. Inserting this temperature in Eq.(76) we have

$$\overline{(\Delta T)^2} = \frac{T_0^2}{3N}. \quad (77)$$

This fluctuation relation matches Eq.(72) if  $c_v^0 = 3k$ , which is exactly the classical specific heat of the solid. We emphasize that this result was obtained by defining the quasi-equilibrium temperature without any reference to the behavior of the total energy during the fluctuations. This is fundamentally different from the approach mentioned above wherein  $T$  is defined as a formal quantity strictly proportional to  $E$ . That approach also gives Eq.(77), except that the latter simply reflects the temperature definition.

To show that the foregoing derivation of Eq.(77) is non-trivial, suppose we ignore the different timescales and define the temperature from the same equipartition rule but now using *instantaneous* values of kinetic energy, as is often done in MD simulations. The

---

<sup>1</sup>Perhaps a more accurate measure is the half-period,  $\pi/\omega_0$ , which is sufficient for the kinetic energy to transform to potential. But since we are only interested in orders of magnitude,  $1/\omega_0$  is a suitable estimate of the relevant timescale.

mean-square fluctuation of this “instantaneous temperature”  $\tilde{T}$  is obtained by averaging over both times scale or, which is equivalent, by including both peaks of  $\hat{C}_{\Delta K \Delta K}(\omega)$ . As was discussed in Sec. 2, the respective kinetic energy fluctuation of an oscillator is then  $\overline{(\Delta K)^2} = (kT_0)^2/2$ . This leads to the temperature fluctuation

$$\overline{(\Delta \tilde{T})^2} = \frac{2T_0^2}{3N}. \quad (78)$$

The specific heat extracted from this fluctuation relation is  $c_v^0 = 3k/2$ , which is factor of two wrong. It is only the temperature defined on the quasi-equilibrium timescale that satisfies the fluctuation relation (72) with the correct specific heat.

## 8 Concluding remarks

The main result of this work is the derivation of the analytical solutions for the energy correlation functions of a Langevin oscillator. The derivation was enabled by approximating the quadruple correlation functions by a sum of products of pair correlation functions as explained in Appendix B. In other words, the derivations neglect all correlations between stochastic properties beyond pairwise. The accuracy of this approximation has been validated by comparison with MD simulation results, which are found to be in excellent agreement with the analytical solutions.

Given the role of the Langevin oscillator model in various areas of physics, the results obtained here might be useful for addressing diverse physical problems involving energy fluctuations in systems in contact with a thermostat. As one example of possible applications, we have presented a simple model illustrating the existence and the meaning of the temperature fluctuations in canonical systems. Temperature fluctuations is a controversial subject with many conflicting views published over the past century (see references in [9]).

One of the oldest and, in our opinion, most fruitful approaches recognizes the existence of quasi-equilibrium states that arise during canonical fluctuations and exist on a particular timescale [2, 11, 13]. The temperature calculated on this quasi-equilibrium timescale by treating the system as if it were equilibrium, is a well-defined physical property whose fluctuations follow the relation (72). By considering an Einstein solid composed of Langevin oscillators, we have demonstrated the existence of the quasi-equilibrium timescale and verified that the temperature computed on this timescale indeed satisfies Eq.(72). Although rather simplistic, this model captures the essential physics. A more realistic MD study of temperature fluctuations in a crystalline solid modeled with accurate many-body atomistic potentials will be published elsewhere [21].

*Acknowledgments* - This work was supported by the U.S. Department of Energy, Office of Basic Energy Sciences, Division of Materials Sciences and Engineering, the Physical Behavior of Materials Program, through Grant No. DE-FG02-01ER45871.

## References

- [1] W. T. Coffey, Y. O. Kalmykov, J. T. Waldron, The Langevin equation: With applications to Stochastic problems in physics, chemistry and electrical engineering, volume 14 of *World Scientific series in contemporary chemical physics*, World Scientific, Singapore; River Edge, N.J, 2004.
- [2] L. D. Landau, E. M. Lifshitz, Statistical Physics, Part I, volume 5 of *Course of Theoretical Physics*, third ed., Butterworth-Heinemann, Oxford, 2000.
- [3] R. Kubo, The fluctuation-dissipation theorem, Rep. Prog. Phys. 29 (1966) 255–285.
- [4] R. Kubo, M. Toda, N. Hashitsume, Statistical Physics II. Nonequilibrium statistical mechanics, volume 31 of *Solid-State Sciences*, second ed., Springer-Verlag, Berlin, Heidelberg, New York, 1991.
- [5] See online supplementary materials to this article at <http://....>, ????
- [6] C. Kittel, H. Kroemer, Thermal physics, second ed., Freeman, W. H. & Company, New York, NY, 2000.
- [7] C. Kittel, On the nonexistence of temperature fluctuations in small systems, Am. J. Phys. 41 (1973) 1211–1212.
- [8] C. Kittel, Temperature fluctuation: An oxymoron, Phys. Today 41 (1988) 93.
- [9] J. L. van Hemmen, A. Longtin, Temperature fluctuations for a system in contact with a heat bath, J. Statist. Phys. 153 (2013) 1132–1142.
- [10] J. W. Gibbs, On the equilibrium of heterogeneous substances, in: The collected works of J. W. Gibbs, volume 1, Yale University Press, New Haven, 1948, pp. 55–349.
- [11] H. B. Callen, Thermodynamics and an introduction to thermostatistics, second ed., Wiley, New York, 1985.
- [12] L. Tisza, The thermodynamics of phase equilibrium, Annals of Physics 13 (1961) 1–92.
- [13] Y. Mishin, Thermodynamic theory of equilibrium fluctuations, Annals of Physics 363 (2015) 48–97.
- [14] M. Falcioni, D. Villamaina, A. Vulpiani, A. Puglisi, A. Sarracino, Estimate of temperature and its uncertainty in small systems, Am. J. Phys. 79 (2011) 777–785.
- [15] T. C. P. Chiu, D. R. Swanson, M. J. Adriaans, J. A. Nissen, J. A. Lipa, Temperature fluctuations in the canonical ensemble, Phys. Rev. Lett. 69 (1992) 3005–3009.
- [16] H. Nyquist, Thermal agitation of electric charge in conductors, Phys. Rev. 32 (1928).

- [17] L. Onsager, Reciprocal relations in irreversible processes. I, Phys. Rev. 37 (1931) 405–426.
- [18] L. Onsager, Reciprocal relations in irreversible processes. II, Phys. Rev. 38 (1931) 2265–2279.
- [19] H. B. Callen, T. A. Welton, Irreversibility and generalized noise, Phys. Rev. 83 (1951) 34–40.
- [20] U. M. B. Marconi, A. Puglisi, L. Rondoni, A. Vulpiani, Fluctuation–dissipation: Response theory in statistical physics, Physics Reports 461 (2008) 111–195.
- [21] J. Hickman, Y. Mishin, Temperature fluctuations in canonical systems: Insights from molecular dynamics simulations, 2016. To be published.

## 9 Appendix A

The Fourier resolution of a function of time  $f(t)$  is

$$f(t) = \int_{-\infty}^{\infty} \hat{f}(\omega) e^{i\omega t} d\omega,$$

where the Fourier transform (amplitude) is

$$\hat{f}(\omega) = \frac{1}{2\pi} \int_{-\infty}^{\infty} f(t) e^{-i\omega t} dt.$$

The Fourier transform of a product of two functions is the convolution of their Fourier transforms and vice versa. Namely, if  $R(t) = f(t)g(t)$ , then

$$\hat{R}(\omega) = \int_{-\infty}^{\infty} \hat{f}(\omega - \omega') \hat{g}(\omega') d\omega', \quad (79)$$

and if  $\hat{R}(\omega) = \hat{f}(\omega)\hat{g}(\omega)$ , then

$$R(t) = \frac{1}{2\pi} \int_{-\infty}^{\infty} f(t - t') g(t') dt'. \quad (80)$$

Calculations involving Dirac’s delta-function utilize on the relations

$$\delta(t) = \frac{1}{2\pi} \int_{-\infty}^{\infty} e^{i\omega t} d\omega, \quad (81)$$

$$\delta(\omega) = \frac{1}{2\pi} \int_{-\infty}^{\infty} e^{-i\omega t} dt. \quad (82)$$

Thus,  $\hat{1}(\omega) = \delta(\omega)$  and  $\hat{\delta}(\omega) = 1/2\pi$ .

Spectral calculations often employ the residue theorem of complex analysis relating the contour integral of a function  $f(z)$  on the complex plane to the sum of residues at all singularity points  $a_i$  inside a contour  $C$ :

$$\oint_C f(z) dz = 2\pi i \sum_i \text{Res}(f, a_i). \quad (83)$$

The residues can be found analytically or with the help of the *Wolfram Mathematica*<sup>®</sup> function `Residue[]`.

The pair correlation function of two (generally, complex) stochastic variables  $y$  and  $z$  is defined by

$$C_{yz}(t) = \overline{y(t')z(t'+t)} = \overline{y(0)z(t)}, \quad (84)$$

where we assumed that the process is stationary and thus independent of the initial time  $t'$ . Obviously,  $C_{yz}(t) = C_{zy}(-t)$ . The Fourier transform of  $C_{yz}(t)$  is

$$\hat{C}_{yz}(\omega) = \frac{1}{2\pi} \int_{-\infty}^{\infty} C_{yz}(t) e^{-i\omega t} dt \quad (85)$$

with the property  $\hat{C}_{yz}(\omega) = \hat{C}_{zy}(-\omega)$ . The inverse transformation recovers  $C_{yz}(t)$ :

$$C_{yz}(t) = \int_{-\infty}^{\infty} \hat{C}_{yz}(\omega) e^{i\omega t} d\omega. \quad (86)$$

Taking  $t = 0$  we obtain

$$\overline{yz} = C_{yz}(0) = \int_{-\infty}^{\infty} \hat{C}_{yz}(\omega) d\omega. \quad (87)$$

It can be shown that

$$\overline{\hat{y}(\omega)\hat{z}(\omega')} = \delta(\omega + \omega') \hat{C}_{yz}(\omega') = \delta(\omega + \omega') \hat{C}_{yz}(-\omega). \quad (88)$$

Integrating the last equation with respect to  $\omega'$  we find

$$\hat{C}_{yz}(\omega) = \int_{-\infty}^{\infty} \overline{\hat{y}(\omega')\hat{z}(\omega)} d\omega'. \quad (89)$$

In the particular case when  $y(t) \equiv z(t)$ , we obtain the autocorrelation function (ACF)

$$C_{yy}(t) = \overline{y(0)y(t)} \quad (90)$$

and its Fourier transform  $\hat{C}_{yy}(\omega)$ . Both functions are symmetric:  $C_{yy}(t) = C_{yy}(-t)$  and  $\hat{C}_{yy}(\omega) = \hat{C}_{yy}(-\omega)$ . Equations (87), (88) and (89) become, respectively,

$$\overline{y^2} = \int_{-\infty}^{\infty} \hat{C}_{yy}(\omega) d\omega, \quad (91)$$

$$\overline{\hat{y}(\omega)\hat{y}(\omega')} = \delta(\omega + \omega') \hat{C}_{yy}(\omega), \quad (92)$$

$$\hat{C}_{yy}(\omega) = \int_{-\infty}^{\infty} \overline{\hat{y}(\omega')\hat{y}(\omega)} d\omega'. \quad (93)$$

Equation (92) is often referred to as the Wiener-Khinchin theorem.

## 10 Appendix B

Consider two (generally, complex) stochastic properties  $a(t)$  and  $b(t)$ . Suppose we form a new stochastic property  $F(t) = a(t)b(t)$ . Our goal is to compute the ACF of  $F$  relative to its average value  $\overline{F} = \overline{ab}$ . Denoting  $\Delta F = F - \overline{F}$ , we have

$$C_{\Delta F \Delta F}(t) = \overline{(F(0) - \overline{F})(F(t) - \overline{F})} = C_{FF}(t) - (\overline{ab})^2, \quad (94)$$

where  $C_{FF}(t) = \overline{F(t)F(0)}$ . It will suffice to find the Fourier transform  $\hat{C}_{\Delta F \Delta F}(\omega)$ , which can be then inverted to  $C_{\Delta F \Delta F}(t)$ .

By the product rule of the Fourier transformation we have

$$\hat{F}(\omega) = \int_{-\infty}^{\infty} \hat{a}(\omega') \hat{b}(\omega - \omega') d\omega'. \quad (95)$$

Applying this rule twice and averaging over the ensemble we obtain

$$\overline{\hat{F}(\omega)\hat{F}(\omega')} = \int_{-\infty}^{\infty} \int_{-\infty}^{\infty} \overline{\hat{a}(\omega'') \hat{b}(\omega - \omega'') \hat{a}(\omega''') \hat{b}(\omega' - \omega''')} d\omega'' d\omega'''. \quad (96)$$

We will assume that the quadruple correlation function appearing in this equation can be broken into a sum of products of pair correlation functions. Only four distinct products of pair correlation functions can be formed, which are obtained by permutations of the  $\hat{a}$ 's and  $\hat{b}$ 's:

$$\begin{aligned} & \overline{\hat{a}(\omega'') \hat{b}(\omega - \omega'')} \overline{\hat{a}(\omega''') \hat{b}(\omega' - \omega''')}, \\ & \overline{\hat{a}(\omega'') \hat{a}(\omega''')} \overline{\hat{b}(\omega - \omega'') \hat{b}(\omega' - \omega''')}, \\ & \overline{\hat{a}(\omega'') \hat{b}(\omega' - \omega''')} \overline{\hat{a}(\omega''') \hat{b}(\omega - \omega'')}. \end{aligned}$$

Applying Eq.(88), these functions become, respectively,

$$\begin{aligned} & \delta(\omega)\delta(\omega')\hat{C}_{ab}(\omega - \omega'')\hat{C}_{ab}(\omega' - \omega'''), \\ & \delta(\omega'' + \omega''')\delta(\omega + \omega' - \omega'' - \omega''')\hat{C}_{aa}(\omega''')\hat{C}_{bb}(\omega' - \omega'''), \\ & \delta(\omega' + \omega'' - \omega''')\delta(\omega - \omega'' + \omega''')\hat{C}_{ab}(\omega' - \omega''')\hat{C}_{ab}(\omega - \omega''). \end{aligned}$$

Inserting their sum in Eq.(96) we obtain

$$\begin{aligned} \overline{\hat{F}(\omega)\hat{F}(\omega')} &= \delta(\omega)\delta(\omega') \left( \int_{-\infty}^{\infty} \hat{C}_{ab}(-\omega'')d\omega'' \right) \left( \int_{-\infty}^{\infty} \hat{C}_{ab}(-\omega''')d\omega''' \right) \\ &+ \delta(\omega + \omega') \int_{-\infty}^{\infty} \hat{C}_{aa}(\omega''')\hat{C}_{bb}(\omega' - \omega''')d\omega''' \\ &+ \delta(\omega + \omega') \int_{-\infty}^{\infty} \hat{C}_{ba}(\omega'')\hat{C}_{ab}(\omega - \omega'')d\omega''. \end{aligned} \quad (97)$$

By Eq.(87), the first line gives  $\delta(\omega)\delta(\omega')(\overline{ab})^2$ .

We now integrate Eq.(97) with respect to  $\omega'$  and apply Eq.(93) to obtain

$$\hat{C}_{FF}(\omega) = \delta(\omega)(\overline{ab})^2 + \int_{-\infty}^{\infty} \hat{C}_{aa}(\omega'')\hat{C}_{bb}(\omega - \omega'')d\omega'' + \int_{-\infty}^{\infty} \hat{C}_{ba}(\omega'')\hat{C}_{ab}(\omega - \omega'')d\omega''. \quad (98)$$

On the other hand, the Fourier transform of Eq.(94) is

$$\hat{C}_{\Delta F \Delta F}(\omega) = \hat{C}_{FF}(\omega) - \delta(\omega)(\overline{ab})^2, \quad (99)$$

where we used the relation  $\hat{1}(\omega) = \delta(\omega)$  (Appendix A). Comparing Eqs.(98) and (99), we obtain

$$\hat{C}_{\Delta F \Delta F}(\omega) = \int_{-\infty}^{\infty} \hat{C}_{aa}(\omega')\hat{C}_{bb}(\omega - \omega')d\omega' + \int_{-\infty}^{\infty} \hat{C}_{ba}(\omega')\hat{C}_{ab}(\omega - \omega')d\omega'.$$

Next, we take the same stochastic properties  $a(t)$  and  $b(t)$  but now form two new properties  $G(t) = a^2(t)$  and  $H(t) = b^2(t)$ . We wish to calculate the cross-correlation function (CCF)  $C_{\Delta G \Delta H}(t) = \overline{\Delta G(0)\Delta H(t)}$ , where  $\Delta G = G - \overline{G}$  and  $\Delta H = H - \overline{H}$ . It will suffice to find the Fourier transform

$$\hat{C}_{\Delta G \Delta H}(\omega) = \hat{C}_{GH}(\omega) - \delta(\omega)\overline{G}\overline{H}. \quad (100)$$

Applying the product rule of Fourier transformations we have

$$\overline{\hat{G}(\omega)\hat{H}(\omega')} = \int_{-\infty}^{\infty} \int_{-\infty}^{\infty} \overline{\hat{a}(\omega'')\hat{a}(\omega - \omega'')\hat{b}(\omega''')\hat{b}(\omega' - \omega''')}d\omega''d\omega'''. \quad (101)$$



As above, we break the quadruple correlation function into a sum of products of pair correlation functions. The four distinct products of pair correlation functions that we can form are

$$\begin{aligned}\overline{\hat{a}(\omega'')\hat{a}(\omega - \omega'')} \overline{\hat{b}(\omega''')\hat{b}(\omega' - \omega''')} &= \delta(\omega)\delta(\omega')\hat{C}_{aa}(\omega'')\hat{C}_{bb}(\omega'''), \\ \overline{\hat{a}(\omega'')\hat{b}(\omega''')} \overline{\hat{a}(\omega - \omega'')\hat{b}(\omega' - \omega''')} &= \delta(\omega'' + \omega''')\delta(\omega + \omega' - \omega'' - \omega''')\hat{C}_{ab}(\omega''')\hat{C}_{ab}(\omega' - \omega'''), \\ \overline{\hat{a}(\omega'')\hat{b}(\omega' - \omega''')} \overline{\hat{b}(\omega''')\hat{a}(\omega - \omega'')} &= \delta(\omega' + \omega'' - \omega''')\delta(\omega - \omega'' + \omega''')\hat{C}_{ab}(\omega' - \omega''')\hat{C}_{ab}(\omega'''),\end{aligned}$$

where we applied Eq.(88). Inserting the sum of these terms in Eq.(101) we have

$$\begin{aligned}\overline{\hat{G}(\omega)\hat{H}(\omega')} &= \delta(\omega)\delta(\omega')\left(\int_{-\infty}^{\infty}\hat{C}_{aa}(\omega'')d\omega''\right)\left(\int_{-\infty}^{\infty}\hat{C}_{bb}(\omega''')d\omega'''\right) \\ &+ 2\delta(\omega + \omega')\int_{-\infty}^{\infty}\hat{C}_{ab}(\omega''')\hat{C}_{ab}(\omega' - \omega''')d\omega''' \\ &= \delta(\omega)\delta(\omega')\overline{G}\overline{H} + 2\delta(\omega + \omega')\int_{-\infty}^{\infty}\hat{C}_{ab}(\omega''')\hat{C}_{ab}(\omega' - \omega''')d\omega'''.\end{aligned}$$

Comparing this equation with Eq.(88) and applying Eq.(100), we obtain

$$\hat{C}_{\Delta G \Delta H}(\omega) = 2 \int_{-\infty}^{\infty} \hat{C}_{ab}(\omega')\hat{C}_{ab}(\omega - \omega')d\omega'. \quad (102)$$

The foregoing results can be summarized as the following

**Theorem.** *If only pair correlations are taken into account, then for any two stochastic properties  $a(t)$  and  $b(t)$ ,*

$$\hat{C}_{\Delta F \Delta F}(\omega) = \int_{-\infty}^{\infty} \hat{C}_{aa}(\omega')\hat{C}_{bb}(\omega - \omega')d\omega' + \int_{-\infty}^{\infty} \hat{C}_{ba}(\omega')\hat{C}_{ab}(\omega - \omega')d\omega', \quad (103)$$

$$\hat{C}_{\Delta G \Delta H}(\omega) = 2 \int_{-\infty}^{\infty} \hat{C}_{ab}(\omega')\hat{C}_{ab}(\omega - \omega')d\omega', \quad (104)$$

where  $F(t) = a(t)b(t)$ ,  $G(t) = a^2(t)$  and  $H(t) = b^2(t)$ .

Knowing  $\hat{C}_{\Delta F \Delta F}(\omega)$  and  $\hat{C}_{\Delta G \Delta H}(\omega)$ , the time-dependent correlation functions can be recovered by the standard Fourier inversion:

$$C_{\Delta F \Delta F}(t) = \int_{-\infty}^{\infty} \hat{C}_{\Delta F \Delta F}(\omega)e^{i\omega t}d\omega, \quad (105)$$

$$C_{\Delta G \Delta H}(t) = \int_{-\infty}^{\infty} \hat{C}_{\Delta G \Delta H}(\omega) e^{i\omega t} d\omega. \quad (106)$$

In the particular case when  $a(t) \equiv b(t)$ , we have  $F(t) = a^2(t)$  and Eq.(103) gives

$$\hat{C}_{\Delta F \Delta F}(\omega) = 2 \int_{-\infty}^{\infty} \hat{C}_{aa}(\omega') \hat{C}_{aa}(\omega - \omega') d\omega'. \quad (107)$$