

Neural Sentence Ordering

Xinchi Chen, Xipeng Qiu, Xuanjing Huang

Shanghai Key Laboratory of Intelligent Information Processing, Fudan University
School of Computer Science, Fudan University
825 Zhangheng Road, Shanghai, China
{xinchichen13, xpqiu, xjhuang}@fudan.edu.cn

Abstract

Sentence ordering is a general and critical task for natural language generation applications. Previous works have focused on improving its performance in an external, downstream task, such as multi-document summarization. Given its importance, we propose to study it as an isolated task. We collect a large corpus of academic texts, and derive a data driven approach to learn pairwise ordering of sentences, and validate the efficacy with extensive experiments. Source codes¹ and dataset² of this paper will be made publicly available.

1 Introduction

The goal of sentence ordering is to arrange a set of sentences into a coherent text in a clear and consistent manner (Grosz et al., 1995; Van Berkum et al., 1999; Barzilay and Lapata, 2008). The task is general and yet challenging, and is especially important for natural language generation (Reiter and Dale, 1997). Its applications include multi-document summarization, question answering, and concept-to-text generation. Improper ordering of sentences can generate confusing texts, degrading readability.

A text should be organized according to its discourse coherence of the following properties: rhetorical (Mann and Thompson, 1988) coherence (Hobbs, 1990), topical relevancy, chronological sequence, and cause-effect (Hume, 1750; Okazaki et al., 2004). These properties intertwine with each

(1) He liked music when he was a boy. (2) People are shocked by his potential. (3) Chopin is a great musician in Poland. (4) When he was 15, he finished his first waltz.
Gold: (3) (1) (4) (2)

Table 1: Illustration of sentence ordering task. Multiple discourse coherence relations might appear in a single text. First sentence (3) declares a topic. Sentences (1) (4) are in chronological sequence. However, sentence (2) is a result, so it should be the last sentence so as to abide to a cause-effect relation.

other, and can be quite subtle, as shown in the example in Table 1.

Most of previous researches of sentence ordering were integrated into an external and downstream task, such as multi-document summarization (Barzilay and Elhadad, 2002; Lapata, 2003; Bollegala et al., 2010). The input sentences are extracted from multiple sources, therefore their intrinsic coherence is relatively weak. Consequently, it is somewhat difficult to judge of the order of given sentences. Moreover, these methods addressed the ordering problem of newspaper articles. Ordering criteria include majority ordering, chronological ordering, topical-closeness, precedence, and succession. Among them, chronological ordering (i.e. orders sentence by the publication date) can produce satisfactory orderings (Barzilay and Elhadad, 2002; Okazaki et al., 2004). Obviously, this is a natural result for ordering sentences extracted from newspaper articles, since the task is to arrange a large

¹<https://github.com/fudannlp>

²<http://nlp.fudan.edu.cn/data/>

number of time-series events concerning several topics. Besides, all these criteria can be considered as reasonable hand-engineered features. Nevertheless, they cannot be adapted to other tasks or domains, as our example shows.

In this paper, we stage this problem as a standalone task, and adopt a data driven approach. We first derive neural model to encode each sentence into distributed representation (dense vector), then predict the pairwise ordering of sentences. Next, to avoid brute-force rearrangement, we use a beam search to determine the most probable permutation.

For this purpose, we collect about a million abstracts of research papers from arXiv website³. These abstracts are well designed coherent texts, and each of them involves several different criteria, including chronological ordering, topical-closeness, etc. For instance, abstracts might first declare the shortcomings of previous methods, leading to the reason why they propose the new one. That is cause-effect relation. Chronological sequences (marked by keywords “first”, “then”, etc.) might appear when they describe their models.

The contributions of this paper can be summarized as follows:

1. We frame sentence ordering as an isolated task, and collected a large corpus whose correct ordering goes beyond conventional criteria.
2. Instead of relying on hand-designed features, we explore a fully data-driven approach to *learn* the order of a set of sentences.
3. We perform extensive empirical studies and demonstrate the efficacy of our approach.

2 Sentence Ordering

2.1 Task Description

Sentence ordering task takes a text s that is possibly out-of-order sentences,

$$s = s_1, s_2, \dots, s_{n_s}. \quad (1)$$

and finds the *gold* order. A good model must has the ability to capture the logic of a text. That is, the goal is to discover an order o , which is equal to the gold order o^* of these sentences:

$$s_{o_1^*} \succ s_{o_2^*} \succ \dots \succ s_{o_{n_s}^*}, \quad (2)$$

³<https://arxiv.org/>

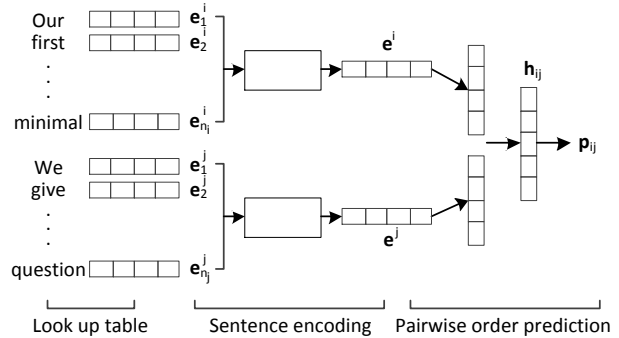


Figure 1: Neural network approach for pairwise order prediction.

Here, o is one of permutations of numbers in $\{1, 2, \dots, n_s\}$. For instance, in Table 1, whereas the current order o is $[1, 2, 3, 4]$, $o = o^* = [3, 1, 4, 2]$ is the gold order.

2.2 Ranking Model

Sentence ordering task can be viewed as a ranking problem. In this paper, we adopt the prevalent pairwise ranking model (Schapire and Singer, 1998; Fürnkranz and Hüllermeier, 2003; Zheng et al., 2007). That is, the goal is to predict the order of any two sentences pair (s_i, s_j) as shown in Figure 1. Formally, given representations of sentences e^1, \dots, e^{n_s} , embeddings from a sentence encoder (Section 3), we model the probability \mathbf{p}_{ij} that sentence s_i precedes s_j as:

$$\mathbf{h}_{ij} = \phi(\mathbf{W}_h^\top (e^i \oplus e^j) + \mathbf{b}_h), \quad (3)$$

$$\mathbf{p}_{ij} = \sigma(\mathbf{W}_p^\top \mathbf{h}_{ij} + \mathbf{b}_p), \quad (4)$$

where $\mathbf{W}_h \in \mathbf{R}^{2d_s \times h}$, $\mathbf{b}_h \in \mathbf{R}^h$, $\mathbf{W}_p \in \mathbf{R}^h$, $\mathbf{b}_p \in \mathbf{R}$ are trainable parameters. $\sigma(\cdot)$ is sigmoid function and $\phi(\cdot)$ is tanh function.

The score of sentences in order o can be calculated as a log-likelihood maximization problem (Chen et al., 2013):

$$\text{score}(s, o, i, j) = \log \mathbf{p}_{o_i, o_j}, \quad (5)$$

$$\text{Score}(s, o) = \sum_{i=1}^{n_s} \sum_{j=i+1}^{n_s} \text{score}(s, o, i, j), \quad (6)$$

where $\text{score}(s, o, i, j)$ indicates the score for sentence pairs (o_i, o_j) and $\text{Score}(s, o)$ indicates the score of sentences s in order o . Clearly, this can be seen as a two-layer neural network.

Algorithm 1 Beam search for order prediction.

```
1: beam = [ ]
2: for  $i = 1; i \leq n_s; i++$  do
3:   item = ([i], 0.0) # tuple (partial order, award)

4:   beam.append(item)
5: end for
6: #  $n + 1$  elements have been generated
7: for  $n = 0; n < n_s - 1; n++$  do
8:   new_beam = [ ]
9:   for all item  $\in$  beam do
10:    for  $j = 1; j \leq n_s; j++$  do
11:     order = item[0] + [j] # append new
12:     if any_duplicate(order)==True then
13:       continue
14:     end if
15:     award = item[1]
16:     for  $i = 0; i \leq n; i++$  do
17:       award += score( $s$ , order,  $i$ ,  $n + 1$ )
18:     end for
19:     new_beam.append((order, award))
20:   end for
21: end for
22: beam = N-Best(new_beam)
23: end for
24:  $\hat{o}$ , Score( $s$ ,  $\hat{o}$ ) = Best(beam)
25: return  $\hat{o}$ 
```

2.3 Order Prediction

The order prediction phase aims to figure out the predicted sentence order \hat{o} which maximizes $\text{Score}(s, o)$:

$$\hat{o} = \arg \max_o \text{Score}(s, o), \quad (7)$$

Search all valid permutations by brute force to discover the optimal \hat{o} is computationally expensive and fundamentally non-scalable. Therefore, we use the beam-search strategy to find a sub-optimal order. The details are show in Algorithm 1.

3 Sentence Encoding

To figure out the impacts of various sentence representations, we employ three different sentence encoders to model sentences: continuous bag of words (CBoW), convolutional neural networks (CNN) and long short-term (LSTM) neural networks. All these

models map words into a embedded space by looking up a embedding table.

3.1 Continues Bag of Words

Continues bag of words (CBoW) model (Mikolov et al., 2013) simply averages the embeddings of words of a sentence. Formally, given the embeddings of n_w words of a sentence $\mathbf{e}_1, \dots, \mathbf{e}_{n_w}$, we can get sentence embedding \mathbf{e} by an average operation:

$$\mathbf{e} = \frac{1}{n_w} \sum_{k=1}^{n_w} \mathbf{e}_k, \quad (8)$$

where $\mathbf{e} \in \mathbf{R}^{d_s}$ and $\mathbf{e}_k \in \mathbf{R}^d$, and $d_s = d$ are dimensionalities of sentence embedding and word embeddings respectively.

3.2 Convolutional Neural Networks

Convolutional neural networks (CNNs) (Simard et al., 2003) extract local features and gain the global prominent features by a max-pooling operation over sentence. Formally, we represent sentence as:

$$\mathbf{cov}_k = \phi(\mathbf{W}_{cov}^\top (\oplus_{u=0}^{l_f-1} \mathbf{e}_{k+u}) + \mathbf{b}_{cov}), \quad (9)$$

$$\mathbf{e} = \max_k \mathbf{cov}_k, \quad (10)$$

where $\mathbf{W}_{cov} \in \mathbf{R}^{(d \times l_f) \times d_f}$ and $\mathbf{b}_{cov} \in \mathbf{R}^{d_f}$ are trainable parameters, and $\phi(\cdot)$ is tanh function. Here, $k = 1, \dots, n_w - l_f + 1$, and l_f and d_f are hyper-parameters indicating the filter length and number of feature maps respectively. Notably, max operation in Eq (10) is a element-wise operation.

3.3 Long Short-term Neural Networks

Long short-term (LSTM) neural networks (Hochreiter and Schmidhuber, 1997) aim to maintain the crucial information through time. LSTM is an advanced recurrent neural network (RNN), which alleviates the problem of gradient vanishment and explosion. Formally, LSTM has memory cells $\mathbf{c} \in \mathbf{R}^{d_r}$ controlled by three kinds of gates: input gate $\mathbf{i} \in \mathbf{R}^{d_r}$, forget gate $\mathbf{f} \in \mathbf{R}^{d_r}$ and output gate $\mathbf{o} \in \mathbf{R}^{d_r}$:

$$\begin{bmatrix} \mathbf{i}_t \\ \mathbf{o}_t \\ \mathbf{f}_t \\ \tilde{\mathbf{c}}_t \end{bmatrix} = \begin{bmatrix} \sigma \\ \sigma \\ \sigma \\ \phi \end{bmatrix} \left(\mathbf{W}_g^\top \begin{bmatrix} \mathbf{e}_t \\ \mathbf{h}_{t-1} \end{bmatrix} + \mathbf{b}_g \right), \quad (11)$$

Attributes	Train	Dev	Test
# of Abstracts	884,912	110,614	110,615
# of Sentences per Abstracts	5.38	5.39	5.37
# of Words per Abstracts	134.58	134.80	134.58

Table 2: Details of arXiv datasets.

$$\mathbf{c}_t = \mathbf{c}_{t-1} \odot \mathbf{f}_t + \tilde{\mathbf{c}}_t \odot \mathbf{i}_t, \quad (12)$$

$$\mathbf{h}_t = \mathbf{o}_t \odot \phi(\mathbf{c}_t), \quad (13)$$

where $\mathbf{W}_g \in \mathbf{R}^{(d+d_r) \times 4d_r}$ and $\mathbf{b}_g \in \mathbf{R}^{4d_r}$ are trainable parameters. d_r is a hyper-parameter indicating the cell unit size as well as gate unit size. $\sigma(\cdot)$ is sigmoid function and $\phi(\cdot)$ is tanh function. Here, $t = 1, \dots, n_w$. Thus, we would represent sentence as:

$$\mathbf{e} = \mathbf{h}_{n_w}. \quad (14)$$

4 Training

In this paper, we use pairwise ranking model. Thus, we extract m gold sentence pairs $\{x^i = (s_{fir}^i, s_{sec}^i), y^i = 1\}_{i=1}^m$ as positive samples from the whole corpus. Meanwhile, we construct m negative samples by reversing the gold sentence pairs $\{x^{i+m} = (s_{sec}^i, s_{fir}^i), y^{i+m} = 0\}_{i=1}^m$.

The objective is to minimize the loss function $J(\theta)$:

$$J(\theta) = -\frac{1}{2m} \sum_{i=1}^{2m} y^i \log \mathbf{p}_{x^i} + (1 - y^i) \log(1 - \mathbf{p}_{x^i}), \quad (15)$$

where \mathbf{p}_{x^i} is the probability that sentence pair x^i is in correct order as Eq (4). Here, parameter set θ indicates all trainable parameters of our model.

We use shuffled mini-batch stochastic gradient descent (SGD) algorithm together with adadelta (Zeiler, 2012) to train our model.

5 Experiments

5.1 Dataset

Since abstracts of paper are always well written and have strong logic clues, we evaluate our models on all abstracts on arXiv website up to date⁴. Abstracts from arXiv can be mainly classified into 7 categories: statistics, quantitative biology, physics, computer science, nonlinear sciences, quantitative

⁴We collect all abstracts of paper before 2016-5-25.

Categories (Abbreviation)	Train	Dev	Test
Statistics (stat)	19,223	2,465	2,497
Quantitative Biology (qbio)	15,495	1,943	1,866
Physics (phys)	821,795	102,584	102,892
Computer Science (cs)	84,689	10,624	10,453
Nonlinear Sciences (nlin)	13,273	1,619	1,695
Quantitative Finance (qfin)	5,201	708	670
Mathematics (math)	216,153	26,819	26,854

Table 3: Details of category information of arXiv datasets. Notably, since categories could be overlapped, the size of total data set is smaller than the sum of numbers of all 7 categories.

Initial learning rate	$\alpha = 0.2$
Hidden layer size	$h = 100$
Filter length of CNN	$l_f = 3$
Batch size	128
Beam size	128

Table 4: Hyper-parameter configurations.

finance and mathematics. The development set and test set are the first and last 10% abstracts from shuffled data, and the training set consists of the remains. The detailed information of arXiv dataset is shown in Table 2 and Table 3. We use NLTK toolkit (Bird, 2006) to break paragraph into sentences.

5.2 Hyper-parameters

Table 4 gives the details of hyper-parameter configurations. Regularization term with coefficient $\lambda = 10^{-4}$ is omitted in Eq (15) for simplicity. Besides, we set number of feature maps d_f of CNN and cell unit size d_r of LSTM as same as word embedding dimensionality d .

5.3 Evaluation Metrics

To evaluation the results (predicted orders), we use three types of metrics: Rouge-S, Rouge-N (Lin, 2004) and P-all. Unlike summarization task, the precision and recall rates are always the same in sentence ordering task. Thus, Rouge-S, Rouge-N could be introduced in a simpler way. Moreover, we also introduce P-all metric to calculate the ratio of exact matching orders.

5.3.1 Rouge-S

Rouge-S is skip-bigram co-occurrence statistics. Skip-bigram contains any pair of sentences in text,

Metrics	Rouge-S			Rouge-2			Rouge-3			P-all		
Models	CBoW	CNN	LSTM	CBoW	CNN	LSTM	CBoW	CNN	LSTM	CBoW	CNN	LSTM
25w	0.7993	0.8004	0.8217	0.4421	0.4416	0.4742	0.2420	0.2420	0.2729	0.2881	0.2888	0.3178
50w	0.8002	0.8113	0.8278	0.4438	0.4579	0.4827	0.2437	0.2574	0.2818	0.2892	0.3022	0.3257
100w	0.7982	0.8164	0.8296	0.4426	0.4669	0.4899	0.2423	0.2664	0.2892	0.2870	0.3114	0.3314
200w	0.7992	0.8192	0.8297	0.4422	0.4729	0.4916	0.2420	0.2716	0.2911	0.2866	0.3156	0.3343
Random	0.4999			0.2309			0.0582			0.0807		

Table 5: Performances of different models on test set of arXiv dataset.

allowing for arbitrary gaps. Suppose we have a corpus including M texts s^1, s^2, \dots, s^M . Then, Rouge-S could be formalized as:

$$\text{Rouge-S} = \frac{1}{M} \sum_{m=1}^M \frac{|S(s^m, \hat{o}^m) \cap S(s^m, o^{m*})|}{|S(s^m, o^{m*})|}, \quad (16)$$

where $S(\cdot)$ is the set of all skip bigram sentence pairs of a text. Here, s^m is the m -th text. \hat{o}^m and o^{m*} are predicted and gold orders of m -th text respectively.

5.3.2 Rouge-N

Rouge-N is n-gram co-occurrence statistics which could be formalized as:

$$\text{Rouge-N} = \frac{1}{M} \sum_{m=1}^M \frac{|N(s^m, \hat{o}^m) \cap N(s^m, o^{m*})|}{|N(s^m, o^{m*})|}, \quad (17)$$

where $N(\cdot)$ is the set of all N consecutive sentences in a given order.

5.3.3 P-all

P-all aims to calculate the ratio of exact matching orders which could be formalized as:

$$\text{P-all} = \frac{1}{M} \sum_{m=1}^M \mathbf{1}\{\hat{o}^m = o^{m*}\}, \quad (18)$$

where $\mathbf{1}\{\cdot\}$ is indicator function.

5.4 Results

We use Rouge-S, Rouge-2, Rouge-3 and P-all metrics to evaluate our model with different sentence encoders. We also vary dimensionality of word embeddings, as shown in Table 5. Line ‘‘random’’ means we randomly generate the orders for texts.

According to the results, we find the performances of CNN and LSTM increase with larger word embedding size, whereas the performance of

CBoW peaks at 50. Among 3 sentence encoders, LSTM outperforms others in any case, which is much more effective than random baseline. Especially, LSTM achieves 0.3343 on P-all metric, which means more than one third texts could be ranked correctly (exactly matched), whereas random baseline only achieves 0.0807 on P-all metric. Rouge-S is much higher than other metrics, since any correct pair of sentences with arbitrary gaps contributes to Rouge-S score. In general, P-all is harder than Rouge-3, then Rouge-2 and Rouge-S. However, we find P-all scores are always higher than Rouge-3 scores here. The reason is that the texts with 2 sentences contribute to P-all score, and their Rouge-3 scores are always 0 as shown in Figure 2c.

Detailed Results Figure 2 summarizes our performance on different text sizes, with the embedding dimension as 200. The x-axis of each sub figure indicates number of sentences. Results show that performances drop rapidly when texts scale up (number of sentences increases). Generally speaking, texts with more sentences are more difficult to rank correctly. Specifically, on P-all metric, CBoW, CNN and LSTM could achieve 0.8898, 0.9174 and 0.9272 with 2 sentences respectively, whereas random baseline only makes it at 0.4977. However, the performance drops rapidly. LSTM only achieves 0.0015 on P-all with 10 sentences to rank. Notably, Rouge-3 score of texts with 2 sentences is 0 (Figure 2c), since there is no 3-grams in this case.

In addition, we investigate the performance on different categories as shown in Figure 3. Interestingly, according to the category analysis results, we find that mathematics and nonlinear sciences are easier than other categories. Specifically, LSTM could achieves 0.4585 on P-all metric, which means nearly one half math texts could be predicted exactly.

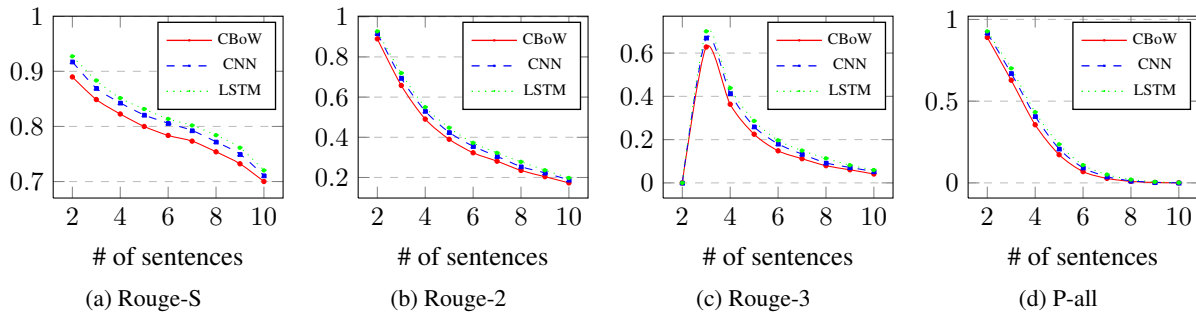


Figure 2: Performances of different sentence encoders with 200 dimensional word embeddings on different numbers of sentences on test set of arXiv dataset.

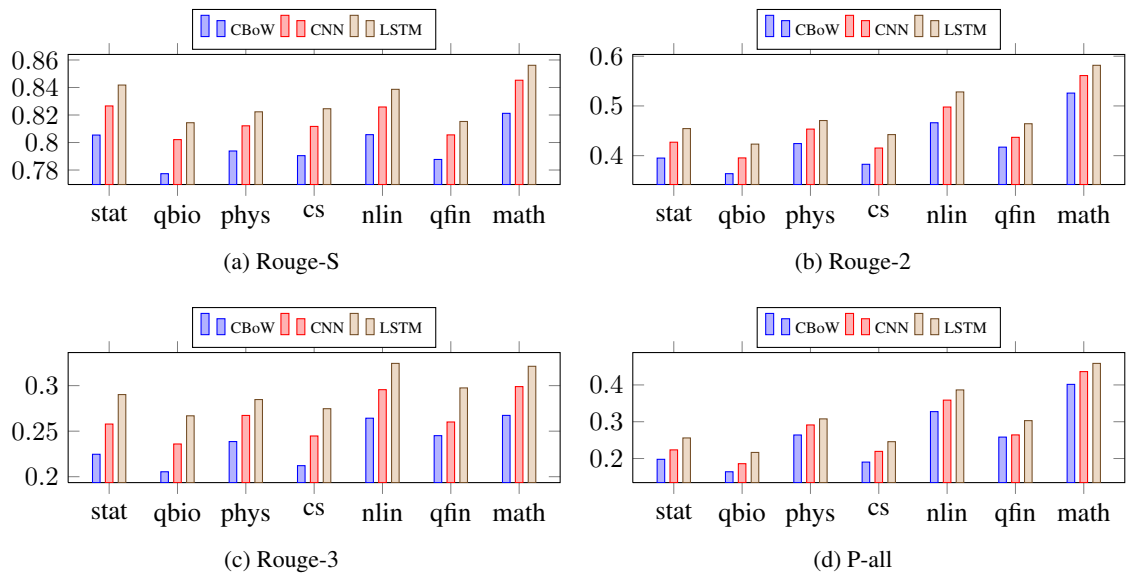


Figure 3: Performances of different sentence encoders with 200 dimensional word embeddings on different categories on test set of arXiv dataset.

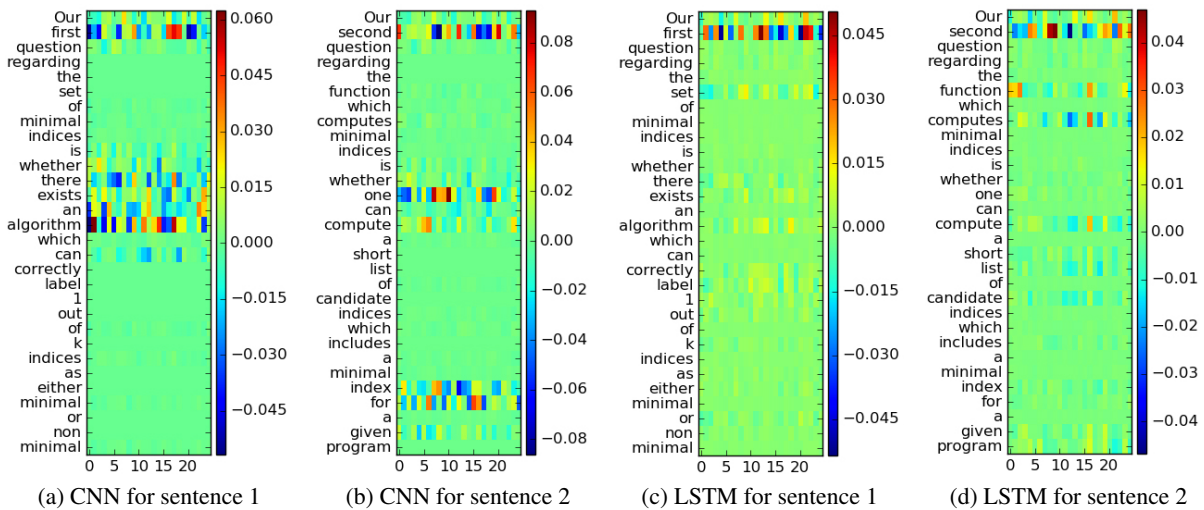


Figure 4: Visualization of sentence 1 and sentence 2 using CNN and LSTM.

CBoW	CNN	LSTM
2 Our second question regarding the function which computes minimal indices is whether one can compute a short list of candidate indices which includes a minimal index for a given program	1 Our first question regarding the set of minimal indices is whether there exists an algorithm which can correctly label 1 out of k indices as either minimal or non minimal	1 Our first question regarding the set of minimal indices is whether there exists an algorithm which can correctly label 1 out of k indices as either minimal or non minimal
1 Our first question regarding the set of minimal indices is whether there exists an algorithm which can correctly label 1 out of k indices as either minimal or non minimal	3 We give some negative results and leave the possibility of positive results as open questions	2 Our second question regarding the function which computes minimal indices is whether one can compute a short list of candidate indices which includes a minimal index for a given program
3 We give some negative results and leave the possibility of positive results as open questions	2 Our second question regarding the function which computes minimal indices is whether one can compute a short list of candidate indices which includes a minimal index for a given program	3 We give some negative results and leave the possibility of positive results as open questions

Table 6: Case Study. Color indicates importance of words in order prediction. The more important the words are, the darker the color is.

Models	P _{Begin}	P _{End}	P _{Mean}
CBoW	0.7837	0.5762	0.5263
CNN	0.8294	0.6079	0.5585
LSTM	0.8485	0.6237	0.5760
Random	0.2306	0.2316	0.2307

Table 7: The performance of discerning the beginning and the ending sentences of proposed models on test set of arXiv dataset.

Moreover, we observed that the beginning and the ending sentences are easier to discern (Mostafazadeh et al., 2016) as shown in Table 7. P_{Begin} and P_{End} indicate the ratio of correct beginning and ending cases respectively. P_{Mean} indicates the ratio of correct positions. Notably, results on Table 7 are based on models with 200 dimensional embeddings.

5.5 Case Study

To gain further insight, we pick the abstract of the paper “On approximate decidability of minimal programs” (Teutsch and Zimand, 2015) for case study. First, we visualize which the key words in abstract are important in order prediction. Then, we visualize

the importance of words in scoring a given sentence pair. All visualizations are based on model using 25 dimensional word embeddings trained on computer science data, and the selected abstract is from test set of computer science category.

5.5.1 Text Level Visualization

We choose the last three sentences of the abstract for visualization, as shown in Table 6. The texts in displayed orders are predicted by CBoW, CNN and LSTM respectively, and the sequence numbers in front of sentences indicate gold orders. Color indicates importance of words in order prediction. The more important the words are, the darker they are coloured.

How to calculate the importance of words (color)? Inspired by the back-propagation strategy (Erhan et al., 2009; Simonyan et al., 2013; Li et al., 2015), which measures how much each input unit contributes to the final decision, we can approximate the importance of words by their first derivatives. Given a text s_1, \dots, s_n , the embedding of k -th word w_k^i in i -th sentence s_i is e_k^i . Then, we define $A_{ij}(w_k^i)$ as the importance of word w_k^i in predicting the order of

sentence pair (s_i, s_j) :

$$A_{ij}(w_k^i) = \frac{\partial \mathbf{p}_{ij}}{\partial \mathbf{e}_k^i}, \quad (19)$$

where $\mathbf{p}_{ij} \in \mathbf{R}$ is described in Eq (4).

Thus, we could define the importance of a word $A(w_k^i)$ in whole text as:

$$A(w_k^i) = \sum_{j=i+1}^n \mathbf{p}_{ij} |A_{ij}(w_k^i)|, \quad (20)$$

where $|\cdot|$ is the norm of vector, and we use second order norm here.

Discussion According to the result, words such as “first” and “second” are indicative, as they imply logic clues. Also, since we only take the last three sentences of the abstract, it is quite reasonable that the word “results” appears in the last one or two sentences. We also find CBoW makes mistake in predicting the order of sentence pair (1, 2). Specifically, if score $\mathbf{p}_{2,1}^{\text{CBoW}}$ indicates the reward of placing sentence 2 in front of sentence 1, we could list the detailed score information of sentence pair (1, 2) and its reverse:

Models	$\mathbf{p}_{1,2}$	$\mathbf{p}_{2,1}$
CBoW	0.4911	0.6097
CNN	0.7083	0.3449
LSTM	0.8744	0.1110

Table 8: Detailed score information of sentence pair (1, 2) and its reverse.

As shown in Table 8, CBoW believes the sentence order (2, 1) gets higher score than the reverse. CNN and LSTM correctly predict the order, and LSTM does so predict with high confidence, with scores of orders (1, 2) and (2, 1) as 0.8744 and 0.1110, respectively.

5.5.2 Sentence Level Visualization

To visualize the importance of words in predicting order of sentence pair explicitly, we print the word information $A_{ij}(w_k^i)$ of sentence 1 and sentence 2 in Figure 4. Since CBoW only takes a simple average operation, word information $A_{ij}(w_k^i)$ in a sentence is the same. Thus, we only plot the results of CNN and LSTM.

Discussion As shown in Figure 4, both CNN and LSTM notice the key words “first” and “second”. However, CNN also concentrates on other words like “algorithm”, “one” which may not be useful in deciding the order. As the result in Table 8, LSTM is more confident than CNN to rank the sentence 1 in front of sentence 2. In another word, LSTM may clearly capture more important clues or logical information than CNN.

6 Related Work

A fundamental problem in text generation is information ordering, including word and sentence ordering. Comparing with word ordering (Tillmann and Ney, 2000; Zhang et al., 2012; Zhang and Clark, 2015; Schmaltz et al., 2016), sentence ordering is still less studied. Existing works of sentence ordering focus to improve the external and downstream applications, such as multi-document summarization and discourse coherence (Van Dijk, 1985; Grosz et al., 1995; Van Berkum et al., 1999; Elsner et al., 2007; Barzilay and Lapata, 2008). There is also a lack of intrinsic evaluation for sentence ordering.

Barzilay and Elhadad (2002) proposed two naive sentence ordering techniques, such as majority ordering and chronological ordering, in the context of multi-document summarization. Lapata (2003) proposed a probabilistic model that assumes the probability of any given sentence is determined by its adjacent sentence and learns constraints on sentence order from a corpus of domain specific texts. Okazaki et al. (2004) improved chronological ordering by resolving antecedent sentences of arranged sentences and combining topical segmentation. Bollegala et al. (2010) presented a bottom-up approach to arrange sentences extracted for multi-document summarization. To capture the association and order of two textual segments (e.g. sentences), they defined four criteria: chronology, topical-closeness, precedence, and succession.

Unlike these existing works, we propose a data-driven method to learn the order of sentences. We use neural models to encode sentences and learn the pairwise orders. The text order can be further found by a beam search process.

7 Conclusions

Although sentence ordering is an important factor in natural language generation, it still lacks of intrinsic evaluation for sentence ordering task. To address this, this paper introduces a new large corpus for evaluation of sentence ordering task. The corpus is a collection of abstracts of academic papers. We use this corpus to evaluate a range of neural models. These neural models perform well for judging the order of sentence pair, but perform relatively poor on the whole abstract. Therefore, sentence ordering is still a challenging problem. We hope that our corpus provides valuable training data and a testbed for sentence ordering task.

In the future, we would like to integrate other ranking models like list-wise model for sentence ordering task.

References

- [Barzilay and Elhadad2002] Regina Barzilay and Noemie Elhadad. 2002. Inferring strategies for sentence ordering in multidocument news summarization. *Journal of Artificial Intelligence Research*, pages 35–55.
- [Barzilay and Lapata2008] Regina Barzilay and Mirella Lapata. 2008. Modeling local coherence: An entity-based approach. *Computational Linguistics*, 34(1):1–34.
- [Bird2006] Steven Bird. 2006. Nltk: the natural language toolkit. In *Proceedings of the COLING/ACL on Interactive presentation sessions*, pages 69–72. Association for Computational Linguistics.
- [Bollegala et al.2010] Danushka Bollegala, Naoaki Okazaki, and Mitsuru Ishizuka. 2010. A bottom-up approach to sentence ordering for multi-document summarization. *Information processing & management*, 46(1):89–109.
- [Chen et al.2013] Xi Chen, Paul N Bennett, Kevyn Collins-Thompson, and Eric Horvitz. 2013. Pairwise ranking aggregation in a crowdsourced setting. In *Proceedings of the sixth ACM international conference on Web search and data mining*, pages 193–202. ACM.
- [Elsner et al.2007] Micha Elsner, Joseph L Austerweil, and Eugene Charniak. 2007. A unified local and global model for discourse coherence. In *HLT-NAACL*, pages 436–443.
- [Erhan et al.2009] Dumitru Erhan, Yoshua Bengio, Aaron Courville, and Pascal Vincent. 2009. Visualizing higher-layer features of a deep network. *University of Montreal*, 1341.
- [Fürnkranz and Hüllermeier2003] Johannes Fürnkranz and Eyke Hüllermeier. 2003. Pairwise preference learning and ranking. In *Machine Learning: ECML 2003*, pages 145–156. Springer.
- [Grosz et al.1995] Barbara J Grosz, Scott Weinstein, and Aravind K Joshi. 1995. Centering: A framework for modeling the local coherence of discourse. *Computational linguistics*, 21(2):203–225.
- [Hobbs1990] Jerry R Hobbs. 1990. *Literature and cognition*. Number 21. Center for the Study of Language (CSLI).
- [Hochreiter and Schmidhuber1997] Sepp Hochreiter and Jürgen Schmidhuber. 1997. Long short-term memory. *Neural computation*, 9(8):1735–1780.
- [Hume1750] David Hume. 1750. *Philosophical essays concerning human understanding*. Georg Olms Verlag.
- [Lapata2003] Mirella Lapata. 2003. Probabilistic text structuring: Experiments with sentence ordering. In *Proceedings of the 41st Annual Meeting on Association for Computational Linguistics-Volume 1*, pages 545–552.
- [Li et al.2015] Jiwei Li, Xinlei Chen, Eduard Hovy, and Dan Jurafsky. 2015. Visualizing and understanding neural models in nlp. *arXiv preprint arXiv:1506.01066*.
- [Lin2004] Chin-Yew Lin. 2004. Rouge: A package for automatic evaluation of summaries. In *Text summarization branches out: Proceedings of the ACL-04 workshop*, volume 8.
- [Mann and Thompson1988] William C Mann and Sandra A Thompson. 1988. Rhetorical structure theory: Toward a functional theory of text organization. *Text-Interdisciplinary Journal for the Study of Discourse*, 8(3):243–281.
- [Mikolov et al.2013] Tomas Mikolov, Kai Chen, Greg Corrado, and Jeffrey Dean. 2013. Efficient estimation of word representations in vector space. *arXiv preprint arXiv:1301.3781*.
- [Mostafazadeh et al.2016] Nasrin Mostafazadeh, Nathanael Chambers, Xiaodong He, Devi Parikh, Dhruv Batra, Lucy Vanderwende, Pushmeet Kohli, and James Allen. 2016. A corpus and cloze evaluation for deeper understanding of commonsense stories. *Proceedings of NAACL HLT, San Diego, California, June. Association for Computational Linguistics*.
- [Okazaki et al.2004] Naoaki Okazaki, Yutaka Matsuo, and Mitsuru Ishizuka. 2004. Improving chronological sentence ordering by precedence relation. In *Proceedings of the 20th international conference on Computational Linguistics*, page 750.
- [Reiter and Dale1997] Ehud Reiter and Robert Dale. 1997. Building applied natural language generation

- systems. *Natural Language Engineering*, 3(01):57–87.
- [Schapire and Singer1998] William W Cohen Robert E Schapire and Yoram Singer. 1998. Learning to order things. *Advances in Neural Information Processing Systems*, 10:451.
- [Schmaltz et al.2016] Allen Schmaltz, Alexander M Rush, and Stuart M Shieber. 2016. Word ordering without syntax. *arXiv preprint arXiv:1604.08633*.
- [Simard et al.2003] Patrice Y Simard, Dave Steinkraus, and John C Platt. 2003. Best practices for convolutional neural networks applied to visual document analysis. In *null*, page 958. IEEE.
- [Simonyan et al.2013] Karen Simonyan, Andrea Vedaldi, and Andrew Zisserman. 2013. Deep inside convolutional networks: Visualising image classification models and saliency maps. *arXiv preprint arXiv:1312.6034*.
- [Teutsch and Zimand2015] Jason Teutsch and Marius Zimand. 2015. On approximate decidability of minimal programs. *ACM Transactions on Computation Theory (TOCT)*, 7(4):17.
- [Tillmann and Ney2000] Christoph Tillmann and Hermann Ney. 2000. Word re-ordering and dp-based search in statistical machine translation. In *Proceedings of the 18th conference on Computational linguistics-Volume 2*, pages 850–856. Association for Computational Linguistics.
- [Van Berkum et al.1999] Jos JA Van Berkum, Peter Hagoort, and Colin Brown. 1999. Semantic integration in sentences and discourse: Evidence from the n400. *Cognitive Neuroscience, Journal of*, 11(6):657–671.
- [Van Dijk1985] Teun A Van Dijk. 1985. Semantic discourse analysis. *Handbook of discourse analysis*, 2:103–136.
- [Zeiler2012] Matthew D Zeiler. 2012. Adadelata: an adaptive learning rate method. *arXiv preprint arXiv:1212.5701*.
- [Zhang and Clark2015] Yue Zhang and Stephen Clark. 2015. Discriminative syntax-based word ordering for text generation. *Computational Linguistics*, 41(3):503–538.
- [Zhang et al.2012] Yue Zhang, Graeme Blackwood, and Stephen Clark. 2012. Syntax-based word ordering incorporating a large-scale language model. In *Proceedings of the 13th Conference of the European Chapter of the Association for Computational Linguistics*, pages 736–746. Association for Computational Linguistics.
- [Zheng et al.2007] Zhaohui Zheng, Keke Chen, Gordon Sun, and Hongyuan Zha. 2007. A regression framework for learning ranking functions using relative relevance judgments. In *Proceedings of the 30th annual international ACM SIGIR conference on Research and development in information retrieval*, pages 287–294. ACM.