

Pictures of Particle Production in Proton-Nucleus Collisions

A. H. MUELLER

PHYSICS DEPARTMENT, COLUMBIA UNIVERSITY, NEW YORK, NY
10027

Dedicated to Andrzej Bialas in honor of his 80th birthday.

This work focuses on gluon(jet) production in dilute(proton)-dense(nucleus) collisions. Depending on the frame and gauge, gluon production can be viewed as a freeing of gluons coming from either the proton wave function or from the nucleus wave function. These (apparently) very different pictures must lead to the same result and the purpose of this paper is to see how that happens. The focus is on gluons having $k_{\perp} \sim Q_S$ or gluons in the scaling region $k_{\perp}/Q_S \gg 1$. In the McLerran-Venugopalan(MV) model with $k_{\perp} \sim Q_S$ we are able to derive gluon production in a way that (graphically) manifestly shows k_{\perp} -factorization in terms of the number density of gluons in the nuclear wave function. We presume that this picture, and k_{\perp} -factorization, continues to hold in the presence of small- x evolution although we have not been able to explicitly verify this. Our result is in agreement with usual k_{\perp} -factorization where the gluon number density of the nucleus does not appear in an explicit way.

1. Introduction

The focus of this paper is particle production in proton-nucleus(pA) collisions at high energies¹. For explicitness, and for simplicity, we shall often describe this scattering in terms of dipole scattering on a nucleus, but it is always easy to convert our discussion from a dipole to an actual proton, though the formulas will sometimes be a bit more cumbersome. In particular

¹ For a good review of this topic see chapters 5 and 8 of [1].

we shall be interested in rapidity regions where the saturation momentum of the proton, if we are in a region where that quantity makes sense, is much less than that of the nucleus. We shall refer to this as the forward(proton) region although the rapidity of the particles being measured may be quite far removed from the rapidity of the proton. Since we are only focused on particle production in rapidity regions where the saturation momentum of the nucleus is significant, what is produced immediately after the collision are (mainly gluon) jets which then will later decay into hadrons. It is these gluon jets which are the center of our study.

The dynamics of how the gluons are produced in a pA collision depends very much on the gauge and frame of reference in which the description is made. Suppose we choose a frame where the proton is right-moving and the nucleus is left-moving. If one observes produced gluon jets which are right-moving, following the proton, the production process is very simple in $A_+ = 0$ gauge. In this frame and gauge all gluons in the protons wave function having $k_\perp \ll Q_S$ will be produced as gluon jets of transverse momentum Q_S and with a longitudinal momentum fraction the same as in the wave function[2, 3]. (Q_S is the saturation momentum of the nucleus at the rapidity of the produced gluon.) Gluons in the proton are freed mainly through multiple scattering with the dense set of gluons in the nucleus. Because there are in general many scatterings as the gluon from the proton passes through the nucleus, k_\perp -factorization is far from manifest[1, 4, 5, 6, 7, 8, 9]. The formula for gluon production, see (3) and (4) below, is very simple as is the picture of the production.

Now suppose we shift frame and view the same produced gluons, but now as left-movers following the nucleus. Here the natural gauge to use is $A_- = 0$ since the produced gluons can naturally be viewed as coming from the wave function of the left-moving nucleus. However, there are many gluons in the nucleus at the rapidity in question and only a very small fraction of them can be freed by the collision with the proton if (3) and (4) are to emerge. The main purpose of the present paper is to do this calculation which is presented in Sec.4.

Our results agree with k_\perp -factorization, however, our picture is more complete in the sense that we can exhibit the Feynman graphs, in Fig.4, which can be used to evaluate the production and which naturally have a k_\perp -factorization structure.

2. Two different pictures of forward p-A collisions

To describe precisely what we are trying to do it is useful to begin with a schematic picture of the saturation momentum, $Q_S^2(y)$, of the nucleus as a function of the rapidity, measured from the rapidity of the nucleus itself.

This picture is shown in Fig.1. It is also convenient to define three different frames of reference. The A-frame is where the nucleus is at rest and the proton has rapidity Y . In the p-frame the proton is at rest and the nucleus has rapidity Y . Finally in the y_0 -frame the nucleus has rapidity $Y - y_0$ and the proton's rapidity is y_0 . The plot of Q_S^2 in Fig.1 corresponds to the p-frame. In the y_0 -frame the region of Fig.1 where $y > y_0$ corresponds to left-moving components of the nucleus' wave function, however $y < y_0$ corresponds to right-movers which are part of the proton's wave function. Thus in the y_0 -frame only the part of the $Q_S^2(y)$ plot having $y > y_0$ actually corresponds to the saturation scale in the nucleus wave function. In all our discussion where small- x evolution is present we assume a Coulomb gauge is being used where right-moving quanta are effectively in an $A_+ = 0$ gauge and left-moving gluons in a $A_- = 0$ gauge[10]. Thus the nuclear wave function, consisting of left-movers, is described in $A_- = 0$ gauge while the proton wave function, consisting of right-movers, is described in $A_+ = 0$ gauge. In the y_0 -frame gluons produced at y_0 in the figure correspond to gluons having $k_+ = k_- = k_\perp/\sqrt{2}$. Gluons produced at points 1 or 2 in the figure, $y > y_0$ for point 1 and $y < y_0$ for point 2, are right-moving or left-moving respectively. We call y_0 in the forward region of the proton as long as all gluons at $y \geq y_0$ in the proton's wave function are dilute at a transverse momentum scale $k_\perp = Q_S(y_0)$. Finally at $y = 0$ in Fig.1, and in the horizontal dashed line where evolution is neglected, the saturation momentum, $Q_S(0)$, is given by the McLerran-Venugopalan picture as[11, 12, 13]

$$Q_S^2(\text{MV}) = \frac{4\pi^2\alpha N_C}{N_C^2 - 1} \rho L x G_p(x, Q_S^2), \quad (1)$$

where ρ is the density of nucleons in the nucleus, L is the length of nuclear matter at an impact parameter b ,

$$L = 2\sqrt{R^2 - b^2} \quad (2)$$

and R the nuclear radius. We suppose xG is independent of x in the not too small x region.

Points 1 and 2 in Fig.1 corresponds to y slightly below y_0 and slightly above y_0 , respectively. In the y_0 -frame gluons produced at point 2 are right-moving and correspond to gluons from the wave function of the proton which have been freed by the scattering with the nucleus while gluons produced at y_1 , point 1 in the figure, are left-moving and come from the nucleus' wave function having been freed by interacting with the the proton. The object of this paper is to see how these two disparate pictures can agree and lead to the same result when $\alpha(y_2 - y_1) \ll 1$. In particular we wish to see how gluon production at point 1 can be seen in terms of the gluonic partonic content

of the nucleus. As we shall see, calculating gluon production at point 2 in Fig.1 is very simple in the y_0 -frame. And this is true whether one neglects evolution, the MV picture, or includes small- x evolution and then evaluates gluon production either in the geometric scaling region, $k_\perp^2/Q_S^2(y_0) \gg 1$, or in the region k_\perp^2 on the order of $Q_S^2(y_0)$.

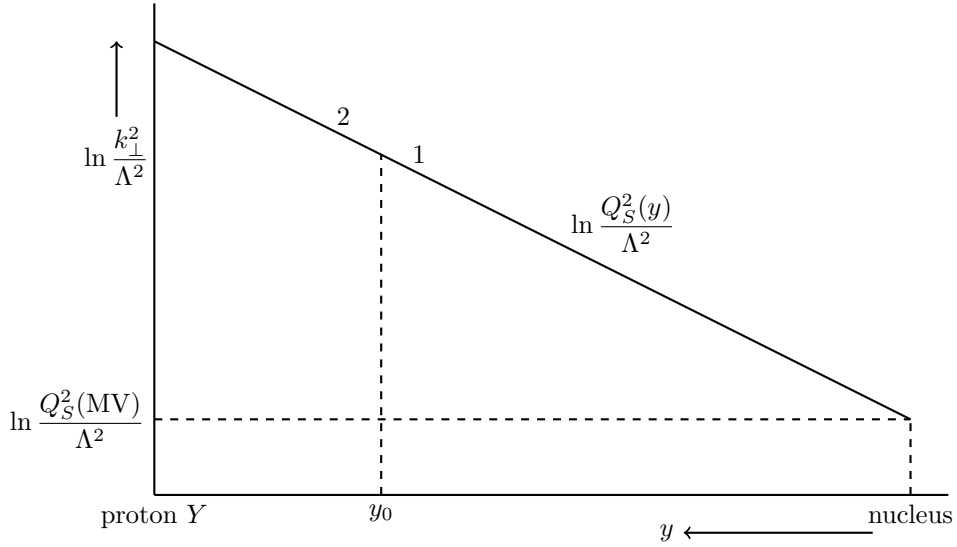


Fig. 1

3. Viewing produced particles as coming from the proton

In this section we evaluate gluon production at y_2 , in the y_0 -frame, where the gluon can be viewed as coming from the proton and freed by the nucleus[2, 3]. (We do not consider final state emission of gluons from the remnant valence quarks of the proton as such gluons have $k_\perp^2 \ll Q_S^2$. In the calculation of [3] such gluons are contained in the first term on the right hand side of Eq.66 of that reference.) Gluons in the proton's wave function will be freed in the collision with the nucleus if those gluons have $k_\perp \leq Q_S(y_0)$ and they will not be freed if $k_\perp \geq Q_S(y_0)$. Therefore, at $y = y_2$

$$\frac{dN}{d^2k_\perp dy} = xG_p(x, Q_S^2(y_0))p(k_\perp, Q_S) \quad (3)$$

where

$$p(k_\perp, Q_S(y_0)) = \int \frac{d^2x_\perp}{4\pi^2} e^{-ik_\perp \cdot x_\perp} S(x_\perp, y_0) \quad (4)$$

with $S(x_\perp, y_0)$ the elastic scattering-matrix for a gluon dipole of size x_\perp to scatter on a nucleus at relative rapidity y_0 . (We suppress the impact parameter dependence in Q_S and in S .) In the McLerran-Venugopalan model

$$S = e^{Q_S^2 x_\perp^2 / 4} \quad (5)$$

and, neglecting the logarithmic x_\perp -dependence in Q_S ,

$$p(k_\perp, Q_S) = \frac{e^{-k_\perp^2 / Q_S^2}}{\pi Q_S^2}. \quad (6)$$

We note that (6) can be viewed as a probability distribution of the transverse momenta and that is true of the p , defined by (4), so long as S is dominantly absorptive.

Eq.(3) is very simple. The total number of gluon jets produced is given by xG_p and their distribution is given by p . The x in xG is given by

$$x = k_+ / p_+ \quad (7)$$

where, in the y_0 -frame, p_+ is the light cone momentum of the proton and

$$k_+ = e^{(y_2 - y_0)} Q_S(y_0) / \sqrt{2}. \quad (8)$$

We note that all produced gluons at y_2 come from gluons in the proton's wave function which have k_+ given by (8) (We are neglecting collisional energy loss in the scattering.) however their rapidity in the wave function is given by

$$y(k_\perp) = y_2 + \ln \frac{Q_S(y_0)}{k_\perp}. \quad (9)$$

Independently of the k_\perp that a gluon has in the wave function of the proton, after scattering with the nucleus it ends up with a transverse momentum on the order Q_S thus lowering its rapidity to near y_2 . (y_2 dependences are given in terms of αy_2 so that we need not worry about uncertainties in y -values on the order of one.)

Eq.(3) is correct in a first order hard scattering formalism where the hard scale, Q_S^2 in xG , can be multiplied by a factor of order one without changing the result significantly and thus our casual statement that all gluons in the proton's wave function having $k_\perp \leq Q_S$ are freed while gluons having $k_\perp \geq Q_S$ are not freed should be understood in this sense. Also, it is relatively easy to see why the elastic S -matrix comes into the formula for p in (4). To that end we use transverse coordinate space with the produced gluon having \underline{x}_1 , in the amplitude and \underline{x}_2 in the complex conjugate amplitude with $\underline{x}_1 - \underline{x}_2 = \underline{x}$ in (4). But the transverse momentum distribution of gluon going through a nucleus, the p_\perp -broadening problem, is given by the S -matrix for the elastic scattering of a dipole[10], x_\perp , with the nucleus, thus resulting in (4).

4. Viewing produced particle as coming from the nucleus

In this section we will rederive (3) and (4), but now at y_1 where the produced gluon(jet) is viewed as left-moving, in the y_0 -frame, and hence coming from the wave function of the nucleus. (In this section we use the MV model of the nucleus.) Now there are many gluons at y_1 in the nucleus' wave function, many more than the number that are freed as given by (3). Scattering with a proton frees only a small fraction of the gluons having $k_\perp \sim Q_S(\text{MV})$ in the nucleus' wave function. Our object here is to see how that can come about.

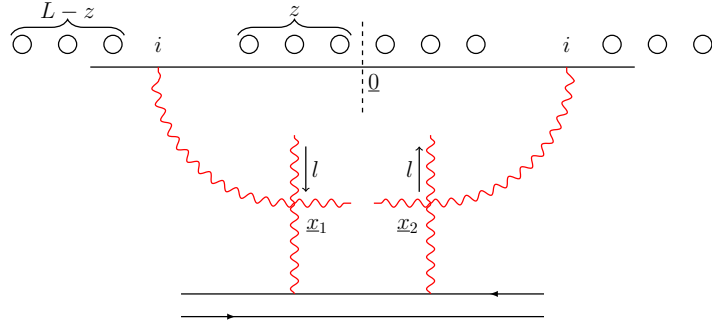


Fig. 2

In the MV model a typical contribution to the scattering is shown in Fig.2 where the produced gluon comes from the i -th nucleon in the nucleus lying a distance z from the front of the nucleus. In particular since the produced gluon transverse momentum, k_\perp is the order of Q_S the gluon should come from a specific quark in the i -th nucleon as shown in the figure. The scattering with the dipole target then occurs within the color connected part of the active quark in nucleon i and the produced gluon. The key factors are

$$\left(e^{il \cdot \underline{x}_1} - 1\right) \left(e^{-il \cdot \underline{x}_2} - 1\right) S(\underline{x}_1 - \underline{x}_2, z) \quad (10)$$

where

$$S(\underline{x}_1 - \underline{x}_2, z) = e^{-\hat{q}(L-z)(\underline{x}_1 - \underline{x}_2)^2/4} \quad (11)$$

represents the color rotations of the produced gluon by all the nucleons lying behind nucleon i . The factors $\left(e^{il \cdot \underline{x}_1} - 1\right)$ and $\left(e^{-il \cdot \underline{x}_2} - 1\right)$ correspond to exchanged gluons in the amplitude and complex conjugate amplitude, respectively. Now interactions purely in the amplitude or purely in the complex conjugate amplitude do not contribute to gluon production so in-

stead of the first two factors of (10) we may instead take (see Fig.3)

$$\left(e^{i\vec{l}\cdot\vec{x}_1} - 1\right)\left(e^{-i\vec{l}\cdot\vec{x}_2} - 1\right) + \frac{1}{2}\left(e^{i\vec{l}\cdot\vec{x}_1} - 1\right)^2 + \frac{1}{2}\left(e^{-i\vec{l}\cdot\vec{x}_2} - 1\right)^2 \quad (12)$$

but at order \vec{l}^2 the expression (10) is the same as in Fig.4

$$\left(e^{i\vec{l}\cdot\vec{x}_1 - \vec{x}_2} - 1\right) \quad (13)$$

when an average over direction of \vec{l} is taken. Thus, we use (13) for the scattering with the dipole target and write the gluon production as

$$\frac{dN}{d^2k dy} = \int \frac{d^2x}{4\pi^2} e^{-i\vec{k}\cdot\vec{x}} \tilde{N}(\vec{x}) 2 \left(e^{i\vec{l}\cdot\vec{x} - 1}\right) \frac{d^2l}{4\pi^2} \frac{g^2 C_F}{(\vec{l}^2)^2} \frac{g^2 N_C}{N_C^2 - 1}, \quad (14)$$

where we have set $\vec{x}_1 - \vec{x}_2$ equal to \vec{x} . The factors in (14) are the following: $\tilde{N}(\vec{x})$ is as in [3] and corresponds to the number of gluons in the wave function of a large nucleus. We shall give $\tilde{N}(\vec{x})$ in a moment. The factor of 2 corresponds to the l -line hooking to one or the other of the two parts of the target dipole. The $\left(e^{i\vec{l}\cdot\vec{x} - 1}\right)$ is from (13) and gives the phases of the hookings of the l -lines to gluons at $\vec{0}$ and \vec{x} . $\frac{g^2 C_F}{(\vec{l}^2)^2}$ gives the coupling of the l -lines to a line of the dipole as well as the l -line propagators. Finally $\frac{g^2 N_C}{N_C^2 - 1}$ is the coupling of the l -lines to the k -lines where we have included a factor of two for a second color connected component in addition the graphs of Fig.4. This second color connected component involves final state emission.

In the logarithmic approximation one expands $\left(e^{i\vec{l}\cdot\vec{x} - 1}\right)$ to quadratic order in \vec{l} . This gives

$$\frac{dN}{d^2k dy} = -x G_D \int d^2x \frac{\alpha N_C}{4(N_C^2 - 1)} \vec{x}^2 \tilde{N}(\vec{x}) e^{-i\vec{k}\cdot\vec{x}} \quad (15)$$

where

$$x G_D = \frac{2\alpha C_F}{\pi} \int_{1/x_{01}^2}^{1/\vec{x}^2} \frac{d\vec{l}^2}{\vec{l}^2} = \frac{2\alpha C_F}{\pi} \ln \frac{x_{01}^2}{\vec{x}^2} \quad (16)$$

with x_{01} the target dipole size. From [3, 12] the Weizsäcker-Williams gluon distribution is

$$\tilde{N}(\vec{x}) = \frac{N_C^2 - 1}{\pi^2 \alpha N_C \vec{x}^2} (1 - S(\vec{x})) \quad (17)$$

with $S(\vec{x})$ exactly as in (4). If $\vec{k} \neq 0$ the final answer is

$$\frac{dN}{d^2k dy} = x G_p(x, Q_A^2) \int \frac{d^2x}{4\pi^2} e^{-i\vec{x}\cdot\vec{x}} S(\vec{x}) \quad (18)$$

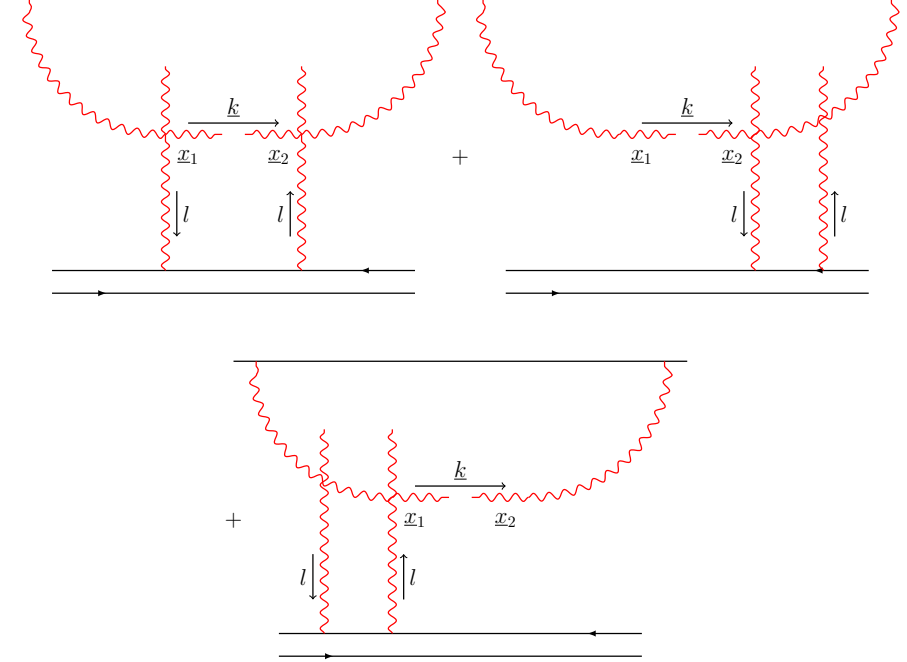


Fig. 3: Caption of figure-3

exactly as in Sec.3. In going from (15) to (18) we have replaced the dipole target by a proton target by changing G_D to G_p . Eq.(15) expresses naturally gluon production, on the scale of Q_S , in a k_\perp -factorized way in terms of \tilde{N} , the Weizsäcker-Williams gluon distribution in the MV model.

There is an intuitive picture of why the graphs in Fig.4 might be expected to give (14), (15) and (18). View the graphs in terms of a Boltzmann process where a gluon of momentum k is produced, from a flux of incoming gluons of the nuclear wave function as a gain term and a loss term. Fig.4a corresponds to a gain term where $k - l \rightarrow k$ and Figs.4b and 4c correspond to loss terms of gluons having momentum k . Gluons that do not interact with the target dipole cannot be freed and are not included in (14).

The discussion we have given here is based on the McLerran-Venugopalan model. One might hope that (14) and (17) are more general than the MV model and it is a challenge for the future to generalize the current analysis to include small- x evolution.

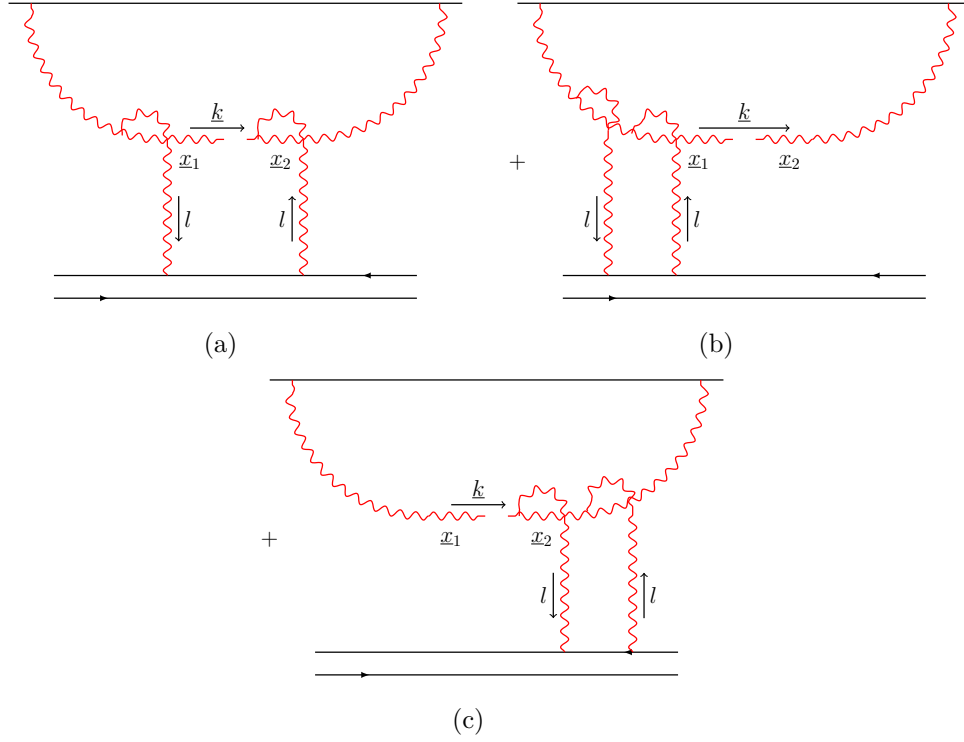


Fig. 4

REFERENCES

- [1] Y. V. Kovchegov and E. Levin, *Quantum chromodynamics at high energy* (Cambridge University Press, 2012).
- [2] B. Z. Kopeliovich, A. V. Tarasov, and A. Schafer, Phys. Rev. **C59**, 1609 (1999).
- [3] Y. V. Kovchegov and A. H. Mueller, Nuclear Physics B **529**, 451 (1998).
- [4] Y. V. Kovchegov and K. Tuchin, Physical Review D **65**, 074026 (2002).
- [5] D. Kharzeev, Y. V. Kovchegov, and K. Tuchin, Physical Review D **68**, 094013 (2003).
- [6] S. Catani, M. Ciafaloni, and F. Hautmann, Nuclear Physics B **366**, 135 (1991).
- [7] F. Dominguez, C. Marquet, B.-W. Xiao, and F. Yuan, Physical Review D **83**, 105005 (2011).

- [8] M. Braun, Physics Letters B **483**, 105 (2000).
- [9] J. Jalilian-Marian and Y. V. Kovchegov, Progress in Particle and Nuclear Physics **56**, 104 (2006).
- [10] A. Mueller and S. Munier, Nuclear Physics A **893**, 43 (2012).
- [11] L. McLerran and R. Venugopalan, Physical Review D **49**, 3352 (1994).
- [12] J. Jalilian-Marian, A. Kovner, L. McLerran, and H. Weigert, Physical Review D **55**, 5414 (1997).
- [13] Y. V. Kovchegov, Physical Review D **54**, 5463 (1996).
- [14] T. Jaroszewicz, Tech. Rep., IFJ (1980).