

# Efficient Estimation in the Tails of Gaussian Copulas

Kalyani Nagaraj<sup>\*1</sup>, Jie Xu<sup>†2</sup>, Raghu Pasupathy<sup>‡1</sup> and Soumyadip Ghosh<sup>§3</sup>

<sup>1</sup>Department of Statistics, Purdue University

<sup>2</sup>Department of SEOR, George Mason University

<sup>3</sup>Math Sciences and Analytics, IBM Research

March 4, 2022

## Abstract

We consider the question of efficient estimation in the tails of Gaussian copulas. Our special focus is estimating expectations over multi-dimensional constrained sets that have a small implied measure under the Gaussian copula. We propose three estimators, all of which rely on a simple idea: identify certain *dominating* point(s) of the feasible set, and appropriately shift and scale an exponential distribution for subsequent use within an importance sampling measure. As we show, the efficiency of such estimators depends crucially on the local structure of the feasible set around the dominating points. The first of our proposed estimators  $\hat{\alpha}_{\mathcal{O}}$  is the “full-information” estimator that actively exploits such local structure to achieve bounded relative error in Gaussian settings. The second and third estimators  $\hat{\alpha}_{\mathcal{E}}$ ,  $\hat{\alpha}_{\mathcal{L}}$  are “partial-information” estimators, for use when complete information about the constraint set is not available; they do not exhibit bounded relative error but are shown to achieve polynomial efficiency. We provide sharp asymptotics for all three estimators. For the NORTA setting where no ready information about the dominating points or the feasible set structure is assumed, we construct a multinomial mixture of the partial-information estimator  $\hat{\alpha}_{\mathcal{L}}$  resulting in a fourth estimator  $\hat{\alpha}_{\text{eN}}$  with polynomial efficiency, and implementable through the ecoNORTA algorithm. Numerical results on various example problems are remarkable, and consistent with theory.

## 1 INTRODUCTION

We investigate the question of efficiently estimating nonlinear expectations on constrained sets, that is, quantities that can be expressed as

$$\alpha := \mathbb{E}[h(\mathbf{X}) \mathbb{I}\{\mathbf{X} \in \mathcal{S}_{\mathbf{x}}\}], \quad (1)$$

where  $h(\cdot)$  is a known polynomial,  $\mathcal{S}_{\mathbf{x}}$  is a known constraint set, and  $\mathbf{X}$  has the NORTA (Gaussian copula) distribution (Nelson 2013, McNeil et al. 2005, Nelsen 2007). An important special case is the context of estimating the probability  $\alpha := \mathbb{P}(\mathbf{X} \in \mathcal{S}_{\mathbf{x}})$  assigned to the set  $\mathcal{S}_{\mathbf{x}}$  by a Gaussian copula, obtained by setting  $h(\cdot) \equiv 1$  in (1). Since  $\mathbf{X}$  belongs to the NORTA family, we assume that random variates from the specific distribution of  $\mathbf{X}$  can be generated rapidly (Cario and Nelson

---

\*kalyanin@purdue.edu

†jxu13@gmu.edu

‡pasupath@purdue.edu

§ghoshs@us.ibm.com

1997, 1998) on a digital computer. Also, when we say the function  $h$  and the set  $\mathcal{S}_{\mathbf{x}}$  are “known,” we mean that they are both expressed in analytical form and that their structural properties, such as the curvature at a given point, can be deduced with some effort. Our particular interest is an estimator for  $\alpha$  that is effective when the set  $\mathcal{S}_{\mathbf{x}}$  is assigned a small measure, as might happen in the context of studying the occurrence of rare events and calculating associated expectations in physical systems modeled using Monte Carlo simulation.

The question of estimating an expectation on a “small” constrained set is well motivated (Kroese et al. 2011, Asmussen and Glynn 2007), with examples arising in diverse fields such as production systems (Glasserman and Liu 1996), epidemics modeling (Eubank et al. 2004, Dimitrov and Meyers 2010), reliability settings (Barlow and Proschan 1987, Leemis 2009), financial applications (McNeil et al. 2005, Glasserman 2004), and confidence set construction within statistics (DasGupta 2008, 2011). The problem setting we consider in this paper is specific in that  $\mathbf{X}$  in (1) is assumed to be a NORTA random vector. We believe this special case is worthy of investigation since NORTA random vectors have recently become an important modeling paradigm (McNeil et al. 2005, Chapter 5) and, as we shall see, the knowledge that  $\mathbf{X}$  has a Gaussian copula can lead to highly efficient estimators of  $\alpha$ . Efficiency, as is usual, is considered here in a certain asymptotic sense, as the measure assigned to the set  $\mathcal{S}_{\mathbf{x}}$  tends to zero.

## 1.1 Two Natural Estimators

An obvious consideration for estimating  $\alpha$  in (1) is the *acceptance-rejection* estimator, where independent and identically distributed (iid) copies of  $\mathbf{X}$  are generated and an estimator  $\hat{\alpha}_{\mathcal{AR}}$  of  $\alpha$  is constructed using those random variates that fall within the set  $\mathcal{S}_{\mathbf{x}}$ . To see why this estimator may not be efficient, consider estimating  $\alpha(z_1^*) := \mathbb{P}(\mathbf{X} > z_1^*)$  obtained by setting  $\mathcal{S}_{\mathbf{x}} := (z_1^*, \infty)$  and  $h(\cdot) \equiv 1$  in (1). (In what follows, we treat the quantity  $\alpha$  in (1) as a function of the parameter  $z_1^*$  for reasons that will become clear.) The acceptance-rejection estimator  $\hat{\alpha}_{\mathcal{AR}}(z_1^*)$  is then given by  $\hat{\alpha}_{\mathcal{AR}}(z_1^*) := \mathbb{I}\{\mathbf{X} > z_1^*\}$ . With some algebra, one can show that  $\mathbb{E}[\hat{\alpha}_{\mathcal{AR}}(z_1^*)] = \alpha(z_1^*)$  and that  $\text{Var}(\hat{\alpha}_{\mathcal{AR}}(z_1^*)) = \alpha(z_1^*)(1 - \alpha(z_1^*))$ , giving the *relative error*

$$\text{RE}(\hat{\alpha}_{\mathcal{AR}}(z_1^*)) = \frac{\sqrt{\text{Var}(\hat{\alpha}_{\mathcal{AR}})}}{\mathbb{E}[\hat{\alpha}_{\mathcal{AR}}]} = \sqrt{\frac{1 - \alpha(z_1^*)}{\alpha(z_1^*)}}. \quad (2)$$

We see from (2) that the relative error  $\text{RE}(\hat{\alpha}_{\mathcal{AR}}(z_1^*)) \rightarrow \infty$  as  $z_1^* \rightarrow \infty$ , and particularly that  $\text{RE}(\hat{\alpha}_{\mathcal{AR}}(z_1^*)) \sim \sqrt{\alpha^{-1}(z_1^*)}$ . (For two positive sequences  $\{a_n\}, \{b_n\}$  converging to zero, we say  $a_n \sim b_n$  to mean that  $\lim_{n \rightarrow \infty} a_n/b_n = 1$ .) Moreover, if  $\mathbf{X}$  has the Gaussian distribution with zero mean and unit variance,  $\alpha^{-1}(z_1^*) \sim z_1^* \sqrt{2\pi} \exp\{z_1^{*2}/2\} \rightarrow \infty$  at an exponential rate (as  $z_1^* \rightarrow \infty$ ) suggesting that  $\hat{\alpha}_{\mathcal{AR}}(z_1^*)$  is a poor estimator of  $\alpha(z_1^*)$ , especially for large values of  $z_1^*$ .

A more sophisticated way of estimating  $\alpha$  is through exponential tilting or twisting (Glasserman 2004), where an estimator  $\hat{\alpha}_{\mathcal{N}}$  is obtained through importance sampling with a “shifted joint-normal” followed by an acceptance-rejection step. For the example considered above where  $\alpha(z_1^*) := \mathbb{P}(\mathbf{X} > z_1^*)$ , the exponential-twisting estimator  $\hat{\alpha}_{\mathcal{N}}$

$$\hat{\alpha}_{\mathcal{N}}(z_1^*) = h(\tilde{X}) \mathbb{I}\{\tilde{X} \in \mathcal{S}_{\mathbf{x}}\} \left( \frac{\phi(\tilde{X})}{\phi(\tilde{X}; \mu, \sigma^2)} \right) = \mathbb{I}\{\tilde{X} \in (z_1^*, \infty)\} \left( \frac{\phi(\tilde{X})}{\phi(\tilde{X}; \mu, \sigma^2)} \right), \quad (3)$$

where  $\tilde{X}$  has Gaussian density  $\phi(\cdot; \mu, \sigma^2)$  with mean  $\mu$  and variance  $\sigma^2$ , and  $\phi(\cdot)$  is the standard Gaussian density having mean zero and unit variance.

The estimator  $\hat{\alpha}_{\mathcal{N}}$ , like the estimator  $\hat{\alpha}_{\mathcal{AR}}$ , is unbiased with respect to  $\alpha$ . Theorem 1 formally characterizes the asymptotic variances of  $\hat{\alpha}_{\mathcal{AR}}$  and  $\hat{\alpha}_{\mathcal{N}}$  through a relative error calculation. A proof of Theorem 1 can be found in Appendix 6.

**Theorem 1.** *Let  $Z$  be the standard Gaussian random variable,  $\mathcal{S}_{\mathbf{x}} := (z_1^*, \infty)$ , and  $\alpha = \mathbb{E}[\mathbb{I}\{Z \in \mathcal{S}_{\mathbf{x}}\}] = \mathbb{P}(Z \in \mathcal{S}_{\mathbf{x}})$ . Then the following hold as  $z_1^* \rightarrow \infty$ .*

$$(a) \alpha^{-2}(z_1^*)\mathbb{E}[\hat{\alpha}_{\mathcal{AR}}^2(z_1^*)] \sim \sqrt{2\pi}z_1^* \exp\{\frac{1}{2}z_1^{*2}\}.$$

$$(b) \alpha^{-2}(z_1^*)\mathbb{E}[\hat{\alpha}_{\mathcal{N}}^2(z_1^*)] \sim z_1^{*2} \exp\{\frac{1}{2}(\mu - z_1^*)^2\}, \text{ with the minimum squared relative error}$$

$$\inf_{\mu} \alpha^{-2}(z_1^*)\mathbb{E}[\hat{\alpha}_{\mathcal{N}}^2(z_1^*)] \sim z_1^{*2}$$

attained for the choice  $\mu = z_1^* + o(z_1^*)$ .

It is evident from Theorem 1 that if  $\mu$  is chosen carefully, the estimator  $\hat{\alpha}_{\mathcal{N}}$  satisfies  $\text{RE}(\hat{\alpha}_{\mathcal{N}}(z_1^*)) \sim z_1^*$ . While this suggests that  $\hat{\alpha}_{\mathcal{N}}$  is a much better estimator than  $\hat{\alpha}_{\mathcal{AR}}$ , the fact remains that  $\text{RE}(\hat{\alpha}_{\mathcal{N}}(z_1^*))$  goes to  $\infty$  as  $z_1^* \rightarrow \infty$  even in the one-dimensional context. By contrast, the estimator  $\hat{\alpha}_{\mathcal{O}}$  that we propose enjoys  $\text{RE}(\hat{\alpha}_{\mathcal{O}}(z_1^*)) \rightarrow 1$  as  $z_1^* \rightarrow \infty$ ; in fact, we show that  $\hat{\alpha}_{\mathcal{O}}$  achieves bounded relative error for more general problems in an arbitrary (but finite) number of dimensions under certain conditions.

## 1.2 Summary and Key Insight

The central question underlying our investigation is whether there exist (Monte Carlo) estimators of  $\alpha$  whose relative error remains bounded as the set  $\mathcal{S}_{\mathbf{x}}$  becomes rare in a certain sense. We answer in the affirmative but with some qualifications. We argue that highly efficient estimators of  $\alpha$ , particularly those with bounded relative error, can be constructed through the use of an appropriately shifted and scaled exponential importance sampling measure. The extent of such shifting and scaling, however, depends crucially on the following three structural properties of the set  $\mathcal{S}_{\mathbf{x}}$ : (i) location of certain *dominating points* in  $\mathcal{S}_{\mathbf{x}}$  defined (loosely) as the set of points that contribute maximally to the calculation of  $\alpha$ ; (ii) the local curvature of the set  $\mathcal{S}_{\mathbf{x}}$  at the dominating points; and (iii) the existence (or lack) of a supporting hyperplane to the set  $\mathcal{S}_{\mathbf{x}}$  at the dominating points. Considering (i) – (iii), we propose three alternate estimators  $\hat{\alpha}_{\mathcal{O}}$ ,  $\hat{\alpha}_{\mathcal{E}}$ ,  $\hat{\alpha}_{\mathcal{L}}$  that become applicable depending on the setting. The applicability of the estimators  $\hat{\alpha}_{\mathcal{O}}$ ,  $\hat{\alpha}_{\mathcal{E}}$ ,  $\hat{\alpha}_{\mathcal{L}}$  is summarized in Table 1 and illustrated through Figure 1.

Which amongst the estimators  $\hat{\alpha}_{\mathcal{O}}$ ,  $\hat{\alpha}_{\mathcal{E}}$ ,  $\hat{\alpha}_{\mathcal{L}}$  is most appropriate for a given setting will be dictated by how much information we have about (i), (ii), and (iii). For instance, the estimator  $\hat{\alpha}_{\mathcal{O}}$  is the “full information” estimator designed for use in contexts where  $\mathbf{X}$  is Gaussian, and the set  $\mathcal{S}_{\mathbf{x}}$  is well-behaved with known structural properties, that is,  $\mathcal{S}_{\mathbf{x}}$  has a unique dominating point with identifiable local curvature that is encoded by certain structural constants, and has a supporting hyperplane at the dominating point. We argue later that the conditions on  $\mathcal{S}_{\mathbf{x}}$  under which the full-information estimator  $\hat{\alpha}_{\mathcal{O}}$  becomes applicable are not onerous. Particularly, we show in Section 3.2.1 that for a large class of sets  $\mathcal{S}_{\mathbf{x}}$ , the structural constants of  $\mathcal{S}_{\mathbf{x}}$  are identifiable through a linear program that is easily solved. We provide sharp asymptotics of  $\hat{\alpha}_{\mathcal{O}}$  in Section 3.2, demonstrating that it enjoys bounded relative error leading to the remarkable numerical performance illustrated in Section 5.1.

The other two estimators  $\hat{\alpha}_{\mathcal{E}}$  and  $\hat{\alpha}_{\mathcal{L}}$  that we propose are “partial-information” estimators in that they are applicable in Gaussian settings where we have knowledge of the dominating point of  $\mathcal{S}_{\mathbf{x}}$  but only limited to no curvature information. As we show in Section 3.3 where we provide

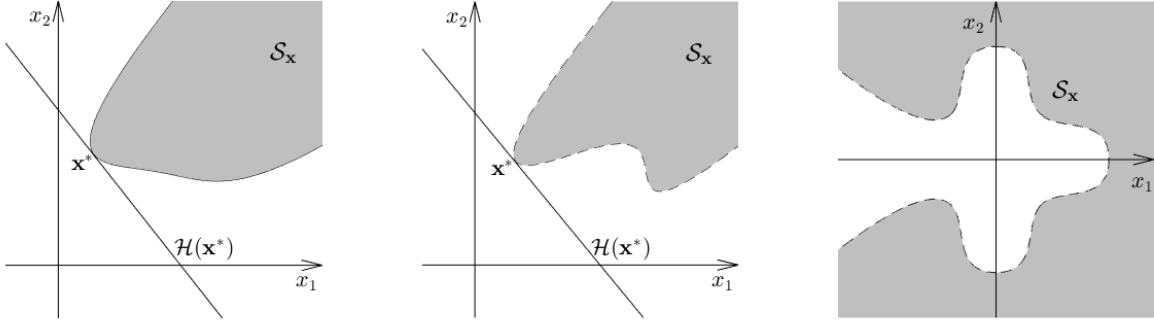


Figure 1: The figure illustrates three settings where the proposed estimators  $\hat{\alpha}_{\mathcal{O}}, \hat{\alpha}_{\mathcal{E}}, \hat{\alpha}_{\mathcal{L}}$  are applicable, respectively. The leftmost panel depicts a setting where the unique *dominating point*  $x^*$  of  $\mathcal{S}_{\mathbf{X}}$ , the local structure of  $\mathcal{S}_{\mathbf{X}}$  around  $x^*$ , and a supporting hyperplane  $\mathcal{H}$  at  $x^*$  are known, thereby allowing the use of the full-information estimator  $\hat{\alpha}_{\mathcal{O}}$ . The center panel depicts a setting where the boundary (and the curvature) of the set  $\mathcal{S}_{\mathbf{X}}$  is unknown but a dominating point  $x^*$  and a hyperplane  $\mathcal{H}$  at the dominating point  $x^*$  are known. The rightmost panel illustrates a setting with multiple unknown dominating points and where there exists no supporting hyperplane to the set  $\mathcal{S}_{\mathbf{X}}$ .

Estimator	Context	Key Assumptions, Information	Efficiency
$\hat{\alpha}_{\mathcal{AR}}$	Constrained NORTA	None	Poor
$\hat{\alpha}_{\mathcal{N}}$	Constrained NORTA	Dominating point	Logarithmic
$\hat{\alpha}_{\mathcal{O}}$	Constrained Gaussian	Dominating point, supporting hyperplane, local structure	Bounded Relative Error
$\hat{\alpha}_{\mathcal{E}}$	Constrained Gaussian	Dominating point, supporting hyperplane	Polynomial
$\hat{\alpha}_{\mathcal{L}}$	Constrained Gaussian	Dominating point(s)	Polynomial
$\hat{\alpha}_{\text{eN}}$	Constrained NORTA	None	Polynomial

Table 1: We propose the three estimators  $\hat{\alpha}_{\mathcal{O}}, \hat{\alpha}_{\mathcal{E}},$  and  $\hat{\alpha}_{\mathcal{L}}$  for use depending on available structural information. The estimator  $\hat{\alpha}_{\mathcal{O}}$  achieves bounded relative error, but relies on the explicit use of local structure of the feasible set. The estimators  $\hat{\alpha}_{\mathcal{E}},$  and  $\hat{\alpha}_{\mathcal{L}}$  are more general but exhibit polynomial efficiency.

the sharp asymptotics for  $\hat{\alpha}_{\mathcal{E}}$  and  $\hat{\alpha}_{\mathcal{L}},$  such lack of full information hinders the optimal choice of importance-sampling parameters resulting in a loss of the bounded relative error property. The estimators  $\hat{\alpha}_{\mathcal{E}}$  and  $\hat{\alpha}_{\mathcal{L}}$  still achieve a weaker form of efficiency that we call polynomial efficiency.

For contexts where no information about (i) – (iii) is available, we first propose and analyze an (unimplementable) estimator  $\hat{\alpha}_{\text{eN}}$  that is obtained as a multinomial mixture of the partial-information estimator  $\hat{\alpha}_{\mathcal{L}}.$  The ecoNORTA algorithm that we propose then constructs a sequential form of  $\hat{\alpha}_{\text{eN}}$  by adaptively estimating the dominating points. ecoNORTA starts with an initial crude guess of the dominating points, and as random variates are generated during the estimation process, progressively updates the location of the dominating points within the estimator  $\hat{\alpha}_{\mathcal{L}}.$

### 1.3 Paper Organization

The paper is organized into two main parts that appear in Section 3 and Section 4 respectively. Section 3 treats the Gaussian context in its entirety; we present the full-information estimator  $\hat{\alpha}_{\mathcal{O}}$  in Section 3.2 and the partial-information estimators  $\hat{\alpha}_{\mathcal{E}}, \hat{\alpha}_{\mathcal{L}}$  in Section 3.3. Much of the theoretical machinery introduced in Section 3 is then co-opted into Section 4 where we treat the NORTA context. Section 5 provides numerical illustrations in the Gaussian and the NORTA contexts. In the ensuing section, we first introduce some important notions of asymptotic efficiency that will be used throughout the paper.

## 2 ASYMPTOTIC EFFICIENCY: NOTATION AND DEFINITIONS

As is usual in rare-event literature, we use the notion of *relative error* in assessing the efficiency of the estimators of  $\alpha$ . The relative error  $RE(\hat{\alpha})$  of the estimator  $\hat{\alpha}$  (with respect to the quantity  $\alpha$ ) is given by

$$RE(\hat{\alpha}) := \sqrt{\frac{MSE(\hat{\alpha}, \alpha)}{\alpha^2}}; \quad MSE(\hat{\alpha}, \alpha) := \mathbb{E}[(\hat{\alpha} - \alpha)^2]. \quad (4)$$

Since much of our analyses is in a ‘‘rare-event regime,’’ we will assess  $\hat{\alpha}$  by studying the behavior of  $RE(\hat{\alpha})$  as  $\alpha \rightarrow 0$ , where the latter limit is usually accomplished by sending a ‘‘rarity parameter’’  $z_1^* \rightarrow \infty$ . Accordingly, we will be compelled to use the notation  $\alpha(z_1^*)$  and  $\hat{\alpha}(z_1^*)$  to make explicit the dependence of  $\alpha$  and  $\hat{\alpha}$  on the rarity parameter  $z_1^*$ .

The following notions that quantify the asymptotic behavior of the relative error will be useful for assessing estimators.

**Definition 1.** (*Bounded Relative Error*) *The estimator  $\hat{\alpha}(z_1^*)$  is said to exhibit bounded relative error (BRE) if  $\limsup_{z_1^* \rightarrow \infty} RE(\hat{\alpha}(z_1^*)) = b_{\hat{\alpha}} < \infty$ .*

That an estimator has BRE means that its root mean squared error tends to zero at a rate that is commensurate with the rate at which the quantity  $\alpha$  it estimates tends to zero. Estimators exhibiting BRE are generally difficult to find in the Monte Carlo context; those with  $b_{\hat{\alpha}} = 0$  are especially difficult to find.

Considering the difficulty of finding estimators exhibiting BRE, a weaker form of efficiency called *logarithmic efficiency* has become popular.

**Definition 2.** (*Logarithmic Efficiency*) *The estimator  $\hat{\alpha}(z_1^*)$  is said to exhibit logarithmic efficiency if  $\limsup_{z_1^* \rightarrow \infty} \alpha^{\epsilon-2}(z_1^*) MSE(\hat{\alpha}(z_1^*)) = 0$  for all  $\epsilon > 0$ . Equivalently, logarithmic efficiency holds if*

$$\liminf_{z_1^* \rightarrow \infty} (\log \alpha^2(z_1^*))^{-1} \log MSE(\hat{\alpha}(z_1^*)) \geq 1.$$

In this paper, we use a slightly more specific form of efficiency called *polynomial efficiency* to characterize the behavior of estimators that do not exhibit BRE.

**Definition 3.** *An estimator  $\hat{\alpha}(z_1^*)$  is said to exhibit Polynomial( $s$ ),  $s \in (0, \infty)$  efficiency if*

$$\limsup_{z_1^* \rightarrow \infty} z_1^{*-s} RE(\hat{\alpha}(z_1^*)) < \infty.$$

It is clear that if  $\hat{\alpha}(z_1^*)$  is Polynomial( $s$ ) efficient, then it is Polynomial( $s'$ ) efficient for all  $s' \geq s$ . Hence, we will generally seek the smallest  $s$  such that a given estimator  $\hat{\alpha}(z_1^*)$  is Polynomial( $s$ ) efficient. Also, it can be shown with some algebra that estimators that exhibit Polynomial( $s$ ) efficiency are also logarithmically efficient as long as  $\alpha(z_1^*)$  converges to zero ‘‘faster’’ than  $z_1^{*-s}$ , that is,  $z_1^{*s} \alpha^{\epsilon}(z_1^*) \rightarrow 0$  as  $z_1^* \rightarrow \infty$  for any  $\epsilon > 0$ . See Asmussen and Glynn (2007) for more on measures of efficiency in the rare event simulation context.

### 3 THE CONSTRAINED GAUSSIAN CONTEXT

In this section, we treat the special context of estimation on low-probability sets driven by the Gaussian measure, that is, the question of estimating  $\alpha = \mathbb{E}[h(\mathbf{X}) \mathbb{I}\{\mathbf{X} \in \mathcal{S}_{\mathbf{x}}\}]$  when  $\mathbf{X}$  has a Gaussian distribution. As we shall see, the constrained Gaussian context is special in that knowledge of the local structure of the set  $\mathcal{S}_{\mathbf{x}}$  at the so-called dominating point can be used fruitfully in constructing highly efficient estimators of  $\alpha$ . Accordingly, in this section, we propose and analyze three different estimators  $\hat{\alpha}_{\mathcal{O}}, \hat{\alpha}_{\mathcal{E}}, \hat{\alpha}_{\mathcal{L}}$  depending on the extent of such available information. We first reformulate the problem statement for ease of exposition.

#### 3.1 Problem Reformulation

For clarity, and since we are in the constrained Gaussian setting, we specialize the notation introduced earlier to write

$$\alpha = \mathbb{E}[h(\mathbf{Z}) \mathbb{I}\{\mathbf{Z} \in \mathcal{S}_{z_1^*, \mathbf{z}}\}], \quad (5)$$

where the feasible set  $\mathcal{S}_{z_1^*, \mathbf{z}} \subset \mathbb{R}^d$ , and  $h$  is a polynomial in  $\mathbf{z}$ . The first subscript  $z_1^* \in \mathbb{R}$  refers to the ‘‘rarity parameter’’ and will be explained in greater detail in Section 3.1.2. It has been introduced into notation to make explicit the dependence of the feasible set  $\mathcal{S}_{z_1^*, \mathbf{z}}$  on a parameter  $z_1^*$  that will be sent to infinity in our asymptotic analyses.

##### 3.1.1 Key Assumptions

For the purposes of Section 3 alone, we assume that the random vector  $\mathbf{Z}$  and  $\mathcal{S}_{z_1^*, \mathbf{z}}$  in (5) are expressed in such a way that the following assumption holds.

**Assumption 1.** (a)  $\mathbf{Z}$  is distributed as the standard Gaussian density

$$\phi(\mathbf{z}) = (2\pi)^{-d/2} \exp\left\{-\frac{1}{2}\mathbf{z}^T \mathbf{z}\right\}, \quad \mathbf{z} \in \mathbb{R}^d.$$

(b) The ‘‘dominating point’’  $\mathbf{z}^* := \arg \inf_{z \in \mathcal{S}_{z_1^*, \mathbf{z}}} \{\|\mathbf{z}\|\}$  exists, is unique, and known.

(c) The ‘‘dominating point’’  $\mathbf{z}^*$  is such that  $z_2^* = z_3^* = \dots = z_d^* = 0$ .

Assumption1(a) does not threaten generality — settings where  $\mathbf{X}$  has a multivariate Gaussian distribution with mean  $\mu \in \mathbb{R}^d$  and positive-definite covariance matrix  $\Sigma$  can be recast in the ‘‘standard Gaussian space’’ as the problem of estimating  $\alpha = \mathbb{E}[h(\mathbf{Z}) \mathbb{I}\{\mathbf{Z} \in A^{-1}(\mathcal{S}_{\mathbf{x}} - \mu)\}]$ , where the  $d \times d$  lower-triangular matrix  $A$  is such that  $AA^T = \Sigma$ , and the set  $A^{-1}(\mathcal{S}_{\mathbf{x}} - \mu) := \{\mathbf{z} : \mathbf{z} = A^{-1}(\mathbf{x} - \mu), \mathbf{x} \in \mathcal{S}_{\mathbf{x}}\}$ .

Assumption1(b) holds often. For example, when the set  $\mathcal{S}_{z_1^*, \mathbf{z}}$  is expressible through known convex constraints, that is,  $\mathcal{S}_{z_1^*, \mathbf{z}} := \{\mathbf{z} : \ell_i(\mathbf{z}) \geq 0, i = 1, 2, \dots, m\}$  where the functions  $\ell_i(\mathbf{z}) : \mathbb{R}^d \rightarrow \mathbb{R}, i = 1, 2, \dots, m$  are convex, then  $\mathbf{z}^* := \arg \min_{\mathbf{z} \in \mathcal{S}_{z_1^*, \mathbf{z}}} \|\mathbf{z}\|_2$  is the solution to a convex optimization problem and can usually be identified simply. Even if one or more of the functions  $\ell_i, i = 1, 2, \dots, m$  are not convex,  $\mathbf{z}^*$  could probably be identified, albeit with some effort, by solving a non-convex optimization problem. If  $\mathcal{S}_{z_1^*, \mathbf{z}}$  is not expressed through the constraint functions but is instead expressed through a membership oracle, identifying  $\mathbf{z}^*$  could become a challenging proposition.

Assumption1(c), which stipulates that the second through the  $d$ th coordinates of  $\mathbf{z}^*$  are zero, has been imposed for convenience and can be ensured through an appropriate rotation of the set

$\mathcal{S}_{z_1^*, \mathbf{z}}$ . Specifically, suppose we wish to estimate  $\alpha = \mathbb{E}[h(\mathbf{Z})\mathbb{I}\{\mathbf{Z} \in \mathcal{S}_{z_1^*, \mathbf{z}}\}]$  where  $\mathbf{Z}$  is a standard Gaussian random vector and suppose  $\mathbf{z}^* := \arg \inf_{z \in \mathcal{S}_{z_1^*, \mathbf{z}}} \{\|z\|\}$  exists and is unique. Then, since the standard Gaussian distribution is spherically symmetric, we can transform the problem using an appropriate "rotation matrix"  $R(\mathbf{z}^*)$  calculated such that  $\tilde{\mathbf{z}}^* = (\tilde{z}_1^*, \tilde{z}_2^*, \dots, \tilde{z}_d^*) := R(\mathbf{z}^*)\mathbf{z}^*$  satisfies  $\tilde{z}_2^* = \tilde{z}_3^* = \dots = \tilde{z}_d^* = 0$ . Such a rotation matrix always exists. The corresponding constraint set after such rotation becomes  $\mathcal{S}_{\tilde{\mathbf{z}}} := \{R(\mathbf{z}^*)\mathbf{z} : \mathbf{z} \in \mathcal{S}_{z_1^*, \mathbf{z}}\}$  yielding the reformulated problem of needing to estimate  $\alpha = \mathbb{E}[h(R^{-1}(\mathbf{z}^*)\tilde{\mathbf{Z}})\mathbb{I}\{\tilde{\mathbf{Z}} \in \mathcal{S}_{\tilde{\mathbf{z}}}\}]$ . Furthermore, since the function  $h$  is a polynomial,  $h \circ R^{-1}(\mathbf{z})$  is also a polynomial and no generality is lost.

Considering the above discussion, reformulating the general Gaussian setting to satisfy Assumption1(b) and Assumption1(c) involves two steps in succession: (i) standardize the set  $\mathcal{S}_{\mathbf{x}}$  to  $A^{-1}(\mathcal{S}_{\mathbf{x}} - \mu)$ , and (ii) perform the rotation  $\tilde{\mathbf{z}} := R(\mathbf{z}^*)\mathbf{z}$ .

We emphasize that Assumption1 is a standing assumption in the Gaussian context, that is, all three estimators  $\hat{\alpha}_{\mathcal{O}}$ ,  $\hat{\alpha}_{\mathcal{E}}$ ,  $\hat{\alpha}_{\mathcal{L}}$  rely on it. By contrast, the following structural assumption is needed for constructing only  $\hat{\alpha}_{\mathcal{O}}$  and  $\hat{\alpha}_{\mathcal{E}}$ , and not  $\hat{\alpha}_{\mathcal{L}}$ .

**Assumption 2.** *The hyperplane  $\mathbf{z}^{*T}\mathbf{z} = \|\mathbf{z}^*\|^2$  is a supporting hyperplane to the set  $\mathcal{S}_{z_1^*, \mathbf{z}}$ , that is, every point  $\mathbf{z}_0 \in \mathcal{S}_{z_1^*, \mathbf{z}}$  satisfies  $\mathbf{z}^{*T}\mathbf{z}_0 \geq \|\mathbf{z}^*\|^2$ .*

Assumption2 states that the hyperplane passing through the dominating point  $\mathbf{z}^*$  and normal to the line joining the origin and the point  $\mathbf{z}^*$  is such that the set  $\mathcal{S}_{z_1^*, \mathbf{z}}$  is on one side of it. The spirit of Assumption2 is that the region of integration governing the calculation of  $\alpha$  is a "tail region" that is a subset of an appropriate half-space. To aid reader's intuition, we note that Assumption1 and Assumption2 together imply that the sets  $\mathcal{S}_{z_1^*, \mathbf{z}}$  that we consider in Gaussian context have a dominating point and a "vertical" supporting hyperplane  $z_1 = z_1^*$  to  $\mathcal{S}_{z_1^*, \mathbf{z}}$  at  $(z_1^*, 0, 0, \dots, 0)$ .

### 3.1.2 Asymptotic Regimes and a Word on Notation

We will consider two types of asymptotic regimes when analyzing the effectiveness of a proposed estimator of  $\alpha$ . The first of these regimes, called the *translation regime*, refers to the sequence (in  $z_1^*$ ) of sets  $\mathcal{S}_{z_1^*, \mathbf{z}}$  obtained by "translating" a fixed set along the  $z_1$ -axis. Formally, for a fixed set  $\mathcal{S}_{0, \mathbf{z}}$ , we obtain the translation regime by defining  $\mathcal{S}_{z_1^*, \mathbf{z}} := \{(z_1, z_2, \dots, z_d) : (z_1 - z_1^*, z_2, \dots, z_d) \in \mathcal{S}_{0, \mathbf{z}}\}$  and then considering the sequence of sets  $\mathcal{S}_{z_1^*, \mathbf{z}}$  as  $z_1^* \rightarrow \infty$ .

The second asymptotic regime, called the *scaling regime*, refers to the sequence of sets  $\mathcal{S}_{z_1^*, \mathbf{z}}$  obtained by "scaling" points in some fixed set  $\mathcal{S}_{0, \mathbf{z}}$  using the scalar  $z_1^*$ . Formally, for a fixed set  $\mathcal{S}_{0, \mathbf{z}}$ , we obtain the scaling regime by defining  $\mathcal{S}_{z_1^*, \mathbf{z}} := \{(z_1, z_2, \dots, z_d) : (z_1/z_1^*, z_2/z_1^*, \dots, z_d/z_1^*) \in \mathcal{S}_{0, \mathbf{z}}\}$  and then considering the sequence of sets  $\mathcal{S}_{z_1^*, \mathbf{z}}$  as  $z_1^* \rightarrow \infty$ .

Considering the reformulation due to Assumption1, under each regime the probability assigned to  $\mathcal{S}_{z_1^*, \mathbf{z}}$  vanishes by simply sending  $z_1^* \rightarrow \infty$ . The translation and scaling regimes are depicted in Figure 3.1.2 where a fixed set  $\mathcal{S}_{0, \mathbf{z}}$  is either translated or scaled to obtain the needed asymptotic regime.

The following comments are aimed at further clarifying notational issues.

- (i) The fixed set  $\mathcal{S}_{0, \mathbf{z}}$  in the discussion above was introduced expressly for explaining the translation and scaling asymptotic regimes. We find no reason to refer to the set  $\mathcal{S}_{0, \mathbf{z}}$  anywhere in the rest of the paper.
- (ii) Throughout the paper the scalar  $z_1^*$  will serve as the rarity parameter that will be sent to infinity. In the translation regime,  $z_1^*$  turns out to be the first-coordinate of the unique dominating point. In the scaling regime,  $z_1^*$  has no such physical meaning.

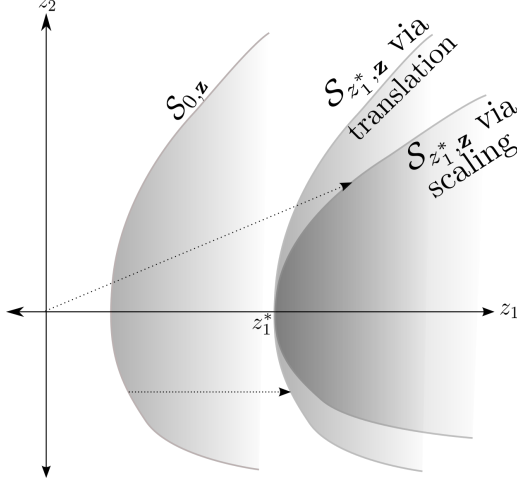


Figure 2: We consider the translation and the scaling asymptotic regimes in characterizing the efficiency of the estimators that we propose.

- (iii) Unless mentioned explicitly, all analysis of the estimators we propose are performed in the translation regime. Particularly, all analysis in Section 3.2 and Section 3.3 is in the translation regime. We are forced to undertake analyses in the scaling regime in Section 4 in order to contend with the possibility of multiple dominating points.

### 3.2 The Full-Information Estimator $\hat{\alpha}_{\mathcal{O}}$

We now propose the full-information estimator  $\hat{\alpha}_{\mathcal{O}}$  for the constrained Gaussian context and in general high-dimensional space. As we shall see, knowledge of the local structure of the set  $\mathcal{S}_{z_1^*, \mathbf{z}}$  at the dominating point  $\mathbf{z}^* := \arg \inf_{\mathbf{z} \in \mathcal{S}_{z_1^*, \mathbf{z}}} \{\|\mathbf{z}\|\}$  is crucial for constructing efficient estimators of  $\alpha$ . Accordingly, our proposed estimator  $\hat{\alpha}_{\mathcal{O}}$  is a function of the local structure of the set  $\mathcal{S}_{z_1^*, \mathbf{z}}$  around the point  $\mathbf{z}^*$ . Such local structure is encoded through the function  $v_p(t)$  in the following assumption, where  $v_p(t)$  quantifies the “cost-scaled content” of the set  $\mathcal{S}_{z_1^*, \mathbf{z}}$  close to the point  $\mathbf{z}^*$  and “about” the line joining  $\mathbf{z}^*$  to the origin. When the cost function  $h(\cdot)$  is identity, for instance, the function  $v_p(t)$  simply connotes the volume of the “cross-section” of the set  $\mathcal{S}_{z_1^*, \mathbf{z}}$  when  $z_1^* = t$ .

**Assumption 3.** *Let the cost function  $h(\mathbf{z})$  be a polynomial in  $\mathbf{z} := (z_1, z_2, \dots, z_d)$ , conveniently expressed as  $h(\mathbf{z}) = \sum_{i=1}^p \gamma_i z_1^i \prod_{j=2}^d z_j^{c_j^{(i)}}$ . Thus,  $\gamma_p z_1^p \prod_{j=2}^d z_j^{c_j^{(p)}}$  is the term corresponding to the largest power of  $z_1$ . Then, denoting  $\mathbf{c} := (p, c_2(p), c_3(p), \dots, c_d(p))$  and the cross-section set  $\mathcal{S}_{z_1^*, \mathbf{z}}^*(t) := \{(z_2, z_3, \dots, z_d) : \mathbf{z} \in \mathcal{S}_{z_1^*, \mathbf{z}}, z_1 - z_1^* = t\}$ , the  $(d-1)$ -dimensional cost-scaled volume*

$$v_p(t) = \int_{\mathcal{S}_{z_1^*, \mathbf{z}}^*(t)} \gamma_p \prod_{j=2}^d z_j^{c_j^{(p)}} dz_2 \cdots dz_d$$

*satisfies the expansion  $v_p(t) = \eta(\mathbf{c})t^{s(\mathbf{c})} + o(t^{s(\mathbf{c})})$  as  $t \rightarrow 0$ , and the constants  $\eta(\mathbf{c}), s(\mathbf{c}) \in (0, \infty)$  are known. The argument  $\mathbf{c}$  in the constants  $\eta(\mathbf{c})$  and  $s(\mathbf{c})$  are often suppressed for convenience.*

The assumption about the existence of a local polynomial expansion of  $v_p(t)$  is arguably mild; for example, it only precludes sets  $\mathcal{S}_{z_1^*, \mathbf{z}}$  that are not “too sharp” around the point  $\mathbf{z}^*$ . The constants  $\eta$  and  $s$  appearing in the expansion of  $v_p(t)$  may or may not be easy to deduce depending on how the set  $\mathcal{S}_{z_1^*, \mathbf{z}}$  is expressed. For example, when  $\mathcal{S}_{z_1^*, \mathbf{z}}$  is expressed using constraint functions



as  $\mathcal{S}_{z_1^*, \mathbf{z}} := \{\mathbf{z} : \ell_i(\mathbf{z}) \geq 0, i = 1, 2, \dots, m\}$  and the functions  $\ell_i(\cdot)$  are expressed analytically, the constants  $\eta$  and  $s$  can be identified easily. Such contexts seem typical and we provide a systematic way of identifying the structural constants  $\eta, s$  for a large class of sets  $\mathcal{S}_{z_1^*, \mathbf{z}}$  in Section 3.2.1.

Under Assumption1, the quantity of interest  $\alpha$  takes the form

$$\alpha = \int_{z_1^*}^{\infty} \phi(z_1) \int_{\mathcal{S}_{z_1^*, \mathbf{z}}(z_1 - z_1^*)} h(\mathbf{z}) \prod_{i=2}^d \phi(z_i), \quad (6)$$

where  $\eta, s$  are constants appearing in Assumption3,  $\phi(x) = (2\pi)^{-1/2} \exp\{-\frac{1}{2}x^2\}$  is the univariate standard Gaussian density, and the cross-section set  $\mathcal{S}_{z_1^*, \mathbf{z}}(z_1 - z_1^*) := \{(z_2, z_3, \dots, z_d) : \mathbf{z} \in \mathcal{S}_{z_1^*, \mathbf{z}}\} \subset \mathbb{R}^{d-1}$ . (In (6) and throughout the paper, we have chosen to omit the tedious repetition of the elemental  $(d-1)$ -dimensional volume  $dz_2 \cdots dz_d$  in the integral.) The above form of  $\alpha$  inspires our proposed estimator  $\hat{\alpha}_{\mathcal{O}}$  which takes the following simple form:

$$\hat{\alpha}_{\mathcal{O}} = \left(\frac{1}{2\pi}\right)^{\frac{d-1}{2}} \frac{\phi(W)}{f_{\lambda(z_1^*)}(W)} \eta z_1^{*p} (W - z_1^*)^s, \quad (7)$$

where  $f_{\lambda(z_1^*)}(x) = \lambda(z_1^*) e^{-\lambda(z_1^*)(x-z_1^*)} \mathbb{I}(x \geq z_1^*)$  is the shifted-exponential density function,  $W$  is a random variable having the density  $f_{\lambda(z_1^*)}(x)$ , and the constants  $\eta, s$  are from Assumption 3. (Theorem 3 will establish that the choice  $\lambda(z_1^*) = (1+s)^{-1} z_1^*$  is optimal in the sense of minimizing the relative error of  $\hat{\alpha}_{\mathcal{O}}$ .)

The basis of  $\hat{\alpha}_{\mathcal{O}}$  should be evident from the structure of  $\alpha$  in (6); the outer integral in (6) is approximated by the term  $z_1^{*p} \eta (W_1 - z_1^*)^s$  after noting that

$$\int_{\mathcal{S}_{z_1^*, \mathbf{z}}(z_1 - z_1^*)} \prod_{i=2}^d \phi(z_i) = (2\pi)^{-(d-1)/2} (\eta (z_1 - z_1^*)^s + o((z_1 - z_1^*)^s))$$

as  $z_1 \rightarrow z_1^*$  by Assumption3, and the inner integral in (6) is estimated using a shifted-exponential importance sampling measure along the first dimension. There appears to be no strong physical justification for the use of the shifted exponential family but an algebraic explanation is evident by observing the respective exponents of the Gaussian and the exponential densities. The choice of support for the importance sampling measure is dictated by information contained in Assumption 2.

Towards establishing the bounded relative error property of  $\hat{\alpha}_{\mathcal{O}}$ , we first present a result on the asymptotic expansion of a certain class of integrals that we will repeatedly encounter.

**Lemma 1.** *Let  $g(t) = \beta_0 t^{\beta_1} + o(t^{\beta_1}), \beta_0, \beta_1 \in (0, \infty)$  as  $t \rightarrow 0$ . Then, for  $q \in \mathbb{R}$  and as  $x^* \rightarrow \infty$ , the following hold.*

- (i)  $I_1(x^*) := \int_{x^*}^{\infty} x^q \exp\{-\frac{1}{2}x^2\} g(x - x^*) dx \sim \beta_0 \Gamma(\beta_1 + 1) x^{*q-1-\beta_1} \exp\{-\frac{1}{2}x^{*2}\}.$
- (ii)  $I_2(x^*) := \int_{x^*}^{\infty} x^q \exp\{-\kappa x\} g(x - x^*) dx \sim \beta_0 x^{*q} \exp\{-\kappa x^*\} \Gamma(\beta_1 + 1) \kappa^{-\beta_1-1}.$

*Proof.* Proof. Notice that

$$\begin{aligned} I_1(x^*) &:= \exp\{-\frac{1}{2}x^{*2}\} \int_{x^*}^{\infty} x^q \exp\{-\frac{1}{2}(x^2 - x^{*2})\} g(x - x^*) dx \\ &= \exp\{-\frac{1}{2}x^{*2}\} \int_0^{\infty} (x^* + t)^q \exp\{-x^*t\} \exp\{-\frac{1}{2}t^2\} g(t) dt \\ &= \beta_0 x^{*q-1-\beta} \exp\{-\frac{1}{2}x^{*2}\} \int_0^{\infty} \left(1 + \frac{u}{x^{*2}}\right)^q \exp\{-u\} \exp\{-\frac{1}{2}\left(\frac{u}{x^*}\right)^2\} \left(u^{\beta_1} + o\left(u^{\beta_1}\right)\right) du, \quad (8) \end{aligned}$$

where the last line is obtained after the variable substitution  $u = z_1^* t$ . Now, since Lebesgue's dominated convergence theorem (Billingsley 1995) assures us that

$$\lim_{x^* \rightarrow \infty} \int_0^\infty \left(1 + \frac{u}{x^{*2}}\right)^q \exp\{-u\} \exp\left\{-\frac{1}{2}\left(\frac{u}{x^*}\right)^2\right\} \left(u^{\beta_1} + o\left(u^{\beta_1}\right)\right) du = \int_0^\infty \exp\{-u\} u^{\beta_1} du = \Gamma(\beta_1 + 1),$$

we see from (8) that  $I_1(x^*) \sim \beta_0 \Gamma(\beta_1 + 1) x^{*q-1-\beta_1} \exp\{-\frac{1}{2}x^{*2}\}$ . This concludes the proof of part (i) of the theorem. The proof of part (ii) follows similarly.  $\square$

As is usually done when analyzing estimators of the type  $\hat{\alpha}_\mathcal{O}$ , we next present a result that characterizes the rate at which the quantity of interest  $\alpha$  tends to zero in the asymptotic regime  $z_1^* \rightarrow \infty$ . This will be followed by a result that characterizes the behavior of  $\hat{\alpha}_\mathcal{O}$ .

**Theorem 2.** *Let Assumptions 1–3 hold. Recalling that  $h(\mathbf{z}) := \sum_{i=1}^p \gamma_i z_1^i \prod_{j=2}^d z_j^{c_j(i)}$ , as  $z_i^* \rightarrow \infty$ ,*

$$\alpha = \int_{z_1^*}^\infty \phi(z_1) \int_{\mathcal{S}_{z_1^*, \mathbf{z}}(z_1 - z_1^*)} h(\mathbf{z}) \prod_{i=2}^d \phi(z_i) \sim \left(\frac{1}{2\pi}\right)^{d/2} \Gamma(s+1) \eta z_1^{*p-1-s} \exp\left\{-\frac{1}{2}z_1^{*2}\right\}.$$

*Proof.* Proof. Write

$$\begin{aligned} \alpha &= \int_{z_1^*}^\infty \phi(z_1) \int_{\mathcal{S}_{z_1^*, \mathbf{z}}(z_1 - z_1^*)} h(\mathbf{z}) \prod_{i=2}^d \phi(z_i), \\ &= \left(\frac{1}{2\pi}\right)^{d/2} \sum_{i=1}^p \gamma_i \int_{z_1^*}^\infty z_1^i \exp\left\{-\frac{1}{2}z_1^2\right\} \int_{\mathcal{S}_{z_1^*, \mathbf{z}}(z_1 - z_1^*)} \prod_{j=2}^d z_j^{c_j(i)} \exp\left\{-\frac{1}{2}\sum_{j=2}^d z_j^2\right\} \\ &\sim \left(\frac{1}{2\pi}\right)^{d/2} \int_{z_1^*}^\infty z_1^p \exp\left\{-\frac{1}{2}z_1^2\right\} \int_{\mathcal{S}_{z_1^*, \mathbf{z}}(z_1 - z_1^*)} \gamma_p \prod_{j=2}^d z_j^{c_j(p)} \exp\left\{-\frac{1}{2}\sum_{j=2}^d z_j^2\right\} \\ &= \left(\frac{1}{2\pi}\right)^{d/2} \int_{z_1^*}^\infty z_1^p \exp\left\{-\frac{1}{2}z_1^2\right\} \tilde{v}_p(z_1 - z_1^*), \end{aligned} \tag{9}$$

where  $\tilde{v}_p(z_1 - z_1^*) := \int_{\mathcal{S}_{z_1^*, \mathbf{z}}(z_1 - z_1^*)} \gamma_p \prod_{j=2}^d z_j^{c_j(p)} \exp\left\{-\frac{1}{2}\sum_{j=2}^d z_j^2\right\}$ . The right-hand side of (9) is thus in a form that allows invoking part (i) of Lemma 1, if we can identify the expansion of  $\tilde{v}(t)$  around  $t = 0$ .

Towards identifying the expansion of  $\tilde{v}_p(t)$  around  $t = 0$ , we notice that

$$\begin{aligned} \tilde{v}_p(t) &:= \int_{\mathcal{S}_{z_1^*, \mathbf{z}}(z_1 - z_1^*)} \gamma_p \prod_{j=2}^d z_j^{c_j(p)} \exp\left\{-\frac{1}{2}\sum_{j=2}^d z_j^2\right\} \\ &= \int \gamma_p \mathbb{I}\{\mathbf{z} \in \mathcal{S}_{z_1^*, \mathbf{z}} : z_1 = z_1^* + t\} \prod_{j=2}^d z_j^{c_j(p)} \exp\left\{-\frac{1}{2}\sum_{j=2}^d z_j^2\right\}. \end{aligned} \tag{10}$$

Next, we notice that  $\tilde{v}_p(t)$  and  $v_p(t) = \int \gamma_p \mathbb{I}\{\mathbf{z} \in \mathcal{S}_{z_1^*, \mathbf{z}} : z_1 = z_1^* + t\} \left(\prod_{j=2}^d z_j^{c_j(p)}\right)$  defined in Assumption 3 have the same asymptotic expansion  $\eta t^s + o(t^s)$  around  $t = 0$ . We thus invoke part (i) of Lemma 1 to conclude that  $\alpha \sim (2\pi)^{-d/2} \Gamma(s+1) \eta z_1^{*p-1-s} \exp\{-\frac{1}{2}z_1^{*2}\}$ .  $\square$

$\square$

We are now ready to present the main result that characterizes the behavior of the proposed estimator  $\hat{\alpha}_{\mathcal{O}}$ . Since  $\hat{\alpha}_{\mathcal{O}}$  is a biased estimator, the result that follows characterizes both the second moment and the bias of  $\hat{\alpha}_{\mathcal{O}}$  in the translation asymptotic regime  $z_1^* \rightarrow \infty$ .

**Theorem 3.** *Recall that*

$$\hat{\alpha}_{\mathcal{O}} = \left(\frac{1}{2\pi}\right)^{(d-1)/2} \frac{\phi(W)}{f_{\lambda(z_1^*)}(W)} \eta z_1^{*p} (W - z_1^*)^s,$$

where  $f_{\lambda(z_1^*)}(x) = \lambda(z_1^*) e^{-\lambda(z_1^*)x} \mathbb{I}(x \geq z_1^*)$  is the shifted-exponential density function,  $W$  is a random variable having the density  $f_{\lambda(z_1^*)}(x)$ , and the constants  $\eta, s$  are from Assumption 3. Let Assumptions 1 – 3 hold. Then, if we choose  $\lambda(z_1^*) = \theta z_1^*$ ,  $\theta \in (0, 2)$ , the following assertions are true as  $z_1^* \rightarrow \infty$ .

- L.1.  $\mathbb{E}[\hat{\alpha}_{\mathcal{O}}^2] \sim (2\pi)^{-d} \theta^{-1} (2 - \theta)^{-2s-1} \Gamma(2s + 1) \eta^2 z_1^{*2p-2s-2} \exp\{-z_1^{*2}\}$ .
- L.2.  $\mathbb{E}[\hat{\alpha}_{\mathcal{O}} - \alpha] = o(\alpha)$ .
- L.3.  $\alpha^{-2} \mathbb{E}[(\hat{\alpha}_{\mathcal{O}} - \alpha)^2] \sim (\Gamma^2(s + 1))^{-1} \theta^{-1} (2 - \theta)^{-2s-1} \Gamma(2s + 1) - 1$ .

The assertion in L.3 implies that  $\hat{\alpha}_{\mathcal{O}}$  achieves bounded relative error for any choice of  $\theta \in (0, 2)$ , although it is evident that the specific choice of  $\theta$  can have an important effect on efficiency. It is clear from the expression for the relative mean squared error in L.3 that the best possible convergence rate for  $\hat{\alpha}_{\mathcal{O}}$  will be obtained by maximizing the function  $\lambda(\theta) := \theta(2 - \theta)^{2s+1}$  with respect to  $\theta$ . The following theorem states this formally. A proof is not given here but follows from the basic calculus.

**Theorem 4.** *The asymptotic rate  $b_{\hat{\alpha}_{\mathcal{O}}}(\theta) := \lim_{z_1^* \rightarrow \infty} \alpha^{-2} \mathbb{E}[(\hat{\alpha}_{\mathcal{O}} - \alpha)^2]$  is minimized (with respect to  $\theta$ ) at  $\theta^* := (1 + s)^{-1}$ . The corresponding minimal rate is*

$$b_{\hat{\alpha}_{\mathcal{O}}}(\theta^*) = (s + 1) \left(\frac{s + 1}{2s + 1}\right)^{2s+1} \frac{\Gamma(2s + 1)}{\Gamma(s + 1)\Gamma(s + 1)}.$$

Furthermore, the minimal rate satisfies

$$b_{\hat{\alpha}_{\mathcal{O}}}(\theta^*) \sim \sqrt{s + 1} \frac{e}{2\sqrt{\pi}} \text{ as } s \rightarrow \infty.$$

Theorem 4 has interesting consequences since it connects the local structure of the feasible set with the convergence rate, with “sharp” sets calling for lower intensities and “shallow” sets calling for higher intensities. We have attempted to depict this through Figure 3, where various sets  $\mathcal{S}_{z_1^*, \mathbf{z}}$  with different structural constants are plotted on the left panel. As the second part of Theorem 3 notes, the asymptotic optimal rate  $b_{\hat{\alpha}_{\mathcal{O}}}(\theta^*)$  diverges weakly with  $s$ , as shown by the right panel in Figure 3.

### 3.2.1 Identifying the Structural Constants $\eta$ and $s$ .

The reader will recognize that the estimator  $\hat{\alpha}_{\mathcal{O}}$  crucially depends on the dominating point  $\mathbf{z}^*$ , the structural constants  $\eta, s$ , and the highest power  $p$  appearing in the polynomial cost function  $h$ . Of these, the constant  $p$  is known since we have assumed that the cost function is given as part of the problem; and the dominating point  $\mathbf{z}^*$  can usually be identified in the Gaussian context. The identification of the structural constants  $\eta$  and  $s$ , on the other hand, might involve some effort. In what follows, we demonstrate how the structural constants  $\eta$  and  $s$  can be identified in a systematic way for a reasonably large class of problems. We first present an example that will lead to the more general approach.

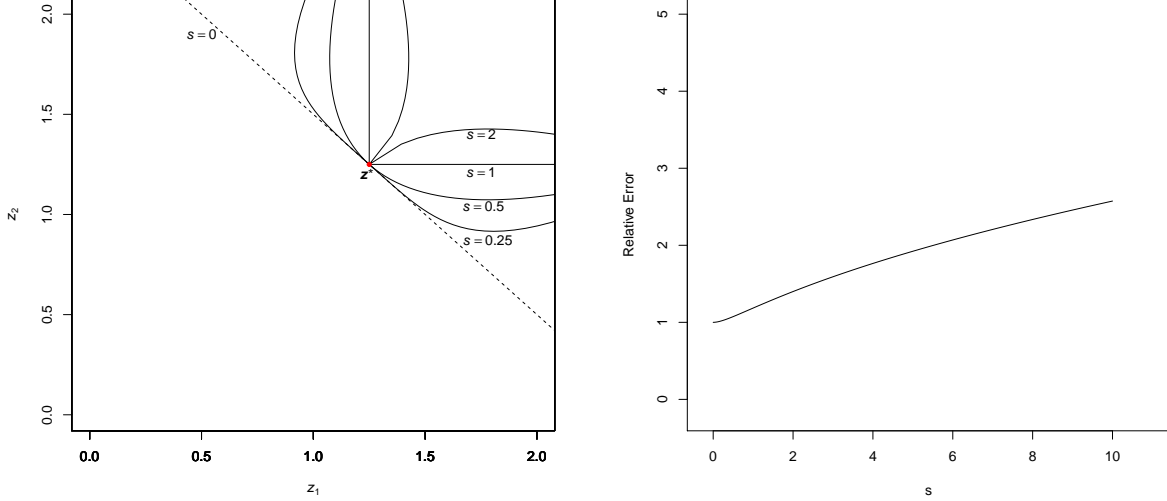


Figure 3: The relationship between the structure of the feasible set and the optimal rates achieved through the estimator  $\hat{\alpha}_{\mathcal{O}}$ . The left panel shows various sets  $\mathcal{S}_{z_1^*, \mathbf{z}}$  along with corresponding values of the structural constant  $s$ . The right panel plots relative error achieved by  $\hat{\alpha}_{\mathcal{O}}$  as a function of  $s$ .

**Example 1.** Suppose  $\alpha(z_1^*) = \mathbb{E}[(Z_1^a Z_2^b Z_3^c) \mathbb{I}\{(Z_1, Z_2, Z_3) \in \mathcal{S}_{z_1^*, \mathbf{z}}\}]$ , where  $(Z_1, Z_2, Z_3)$  is the standard trivariate normal and the set  $\mathcal{S}_{z_1^*, \mathbf{z}}$  is given by  $\mathcal{S}_{z_1^*, \mathbf{z}} := \{(z_1, z_2, z_3) \in \mathbb{R}^3 : z_1 \geq z_1^* + z_2^6 + z_3^8 + z_2^4 z_3^2\}$ . Suppose  $\mathcal{S}_{z_1^*, \mathbf{z}}(z_1 - z_1^*) := \{(z_2, z_3) : z_2^6 + z_3^8 + z_2^4 z_3^2 \leq z_1 - z_1^*\}$ , we see then that

$$\alpha(z_1^*) = \frac{1}{(2\pi)^{3/2}} \int_{z_1^*}^{\infty} z_1^a \exp\{-\frac{1}{2}z_1^2\} \int_{\mathcal{S}_{z_1^*, \mathbf{z}}(z_1 - z_1^*)} z_2^b z_3^c \exp\{-\frac{1}{2}(z_2^2 + z_3^2)\}.$$

Let  $t = (z_1 - z_1^*)$  and substitute  $\tilde{z}_2 = z_2/t^{x_2}$  and  $\tilde{z}_3 = z_3/t^{x_3}$  to get the inner integral in the form

$$g(t) := t^{(b+1)x_2 + (c+1)x_3} \int_{\mathcal{S}_{z_1^*, \tilde{\mathbf{z}}}(1)} \tilde{z}_2^b \tilde{z}_3^c \exp\{-\frac{1}{2}(t^{2x_2} \tilde{z}_2^2 + t^{2x_3} \tilde{z}_3^2)\} d\tilde{z}_2 d\tilde{z}_3; \\ \mathcal{S}_{z_1^*, \tilde{\mathbf{z}}}(1) := \{\tilde{\mathbf{z}} \in \mathbb{R}^{d-1} : t^{6x_2-1} \tilde{z}_2^6 + t^{8x_3-1} \tilde{z}_3^8 + t^{4x_2+2x_3-1} \tilde{z}_2^4 \tilde{z}_3^2\}. \quad (11)$$

We see that  $x_2$  and  $x_3$  in the variable substitution above need to be chosen appropriately so that the integral in (11) remains bounded away from 0 and  $\infty$  as  $z_1^* \rightarrow \infty$ . Inspecting the powers in the integrand in (11) leads to the following linear program (LP) as a way of determining  $x_2, x_3$ .

$$\begin{aligned} & \text{minimize} && (b+1)x_2 + (c+1)x_3 \\ & \text{subject to:} && 6x_2 \geq 1, 8x_3 \geq 1, 4x_2 + 2x_3 \geq 1. \end{aligned}$$

The optimal solution to the above LP is  $x_2^* = 3/16, x_3^* = 1/8$  when  $(b+1)/(c+1) \geq 1/2$  and  $x_2^* = x_3^* = 1/6$  otherwise. We thus see that as  $t \rightarrow 0$ ,  $\eta = \int_{\mathcal{S}_{z_1^*, \tilde{\mathbf{z}}}(1)} \tilde{z}_2^b \tilde{z}_3^c, g(t) = \eta t^{\frac{3b+2c+5}{16}} + o(1)$  for  $b \geq (c-1)/2$  and  $g(t) = \eta t^{\frac{b+c+2}{6}} + o(1)$  for  $b < (c-1)/2$ . The exact rate at which  $\alpha(z_1^*) \rightarrow 0$  as  $z_1^* \rightarrow \infty$  can then be calculated by invoking Lemma 1.

Now let us generalize Example 1. Recall from Assumption 3 that the  $(d-1)$ -dimensional cost-scaled volume

$$v_p(t) = \int_{\mathcal{S}_{z_1^*, \mathbf{z}}(t)} \gamma_p \left( \prod_{j=2}^d z_j^{c_j} \right) dz_2 dz_3 \cdots dz_d,$$

where we have suppressed notation to write  $c_j$  in place of  $c_j(p)$ . Suppose the set  $\mathcal{S}_{z_1^*, \mathbf{z}}(t)$  takes the form  $\mathcal{S}_{z_1^*, \mathbf{z}}(t) := \{(z_2, z_3, \dots, z_d) \in \mathbb{R}^{d-1} : t \geq f(z_2, z_3, \dots, z_d)\}$ , where the function  $f$  is a known  $k$ -th degree polynomial given by  $f(z_2, z_3, \dots, z_d) = \sum_{\nu \in \mathcal{C}} \gamma_\nu \prod_{j=2}^d z_j^{\nu_j}$ ,  $\nu = (\nu_2, \nu_3, \dots, \nu_d)$ ,  $\mathcal{C} := \{(k_1, k_2, \dots, k_d) \in \mathbb{Z}^d : \sum_{i=1}^d k_i \leq k\}$ . Since we seek an expansion of  $v_p(t) = \eta t^s + o(t^s)$  as  $t \rightarrow 0$ , we consider the change of variable  $\tilde{z}_j = z_j/t^{x_j}$  and write

$$v_p(t) = \eta t^{\sum_{j=2}^d (c_i+1)x_j}, \quad \eta = \int_{\mathcal{S}_{z_1^*, \mathbf{z}}(t)} \gamma_p \left( \prod_{j=2}^d \tilde{z}_j^{c_j} \right) d\tilde{z}_2 d\tilde{z}_3 \cdots d\tilde{z}_d, \quad (12)$$

where  $\mathcal{S}_{z_1^*, \mathbf{z}}(1) := \{(\tilde{z}_2, \tilde{z}_3, \dots, \tilde{z}_d) \in \mathbb{R}^{d-1} : \sum_{\nu \in \mathcal{C}} \gamma_\nu t^{\sum_{j=2}^d \nu_j x_j} \prod_{j=2}^d \tilde{z}_j^{\nu_j} \leq 1\}$ . It is evident from (12) that if the scaling variables  $x_j, j = 2, 3, \dots, d$  are chosen so that  $0 < \eta < \infty$  as  $t \rightarrow 0$ , then we would have identified the needed expansion of  $v_p(t)$  about  $t = 0$ . For identifying the scaling variables  $x_j, j = 2, 3, \dots, d$ , as in Example 1, we consider the following LP in the decision variables  $x_j, j = 2, \dots, d$ .

$$\begin{aligned} & \text{minimize} && : \sum_{j=2}^d (c_j + 1)x_j \\ & \text{subject to} && : \sum_{j=2}^d \nu_j x_j \geq 1 \quad \forall \nu \in \mathcal{C}. \end{aligned} \quad (\text{LP})$$

Notice that the coefficient vector of the objective function in Problem LP is the same as those appearing within the exponent of the variable  $t$  in (12); similarly, the constraints in Problem LP come from the exponent of the variable  $t$  in the definition of the set  $\mathcal{S}_{z_1^*, \mathbf{z}}(1)$ . Furthermore, the explicit connection between the structure of the constraints in Problem LP and the definition of the set  $\tilde{\mathcal{S}}(t)$  dictates that the set  $\mathcal{S}_{z_1^*, \mathbf{z}}(1)$  converges to a set  $\tilde{\mathcal{S}}$  (as  $t \rightarrow 0$ ) whose volume remains bounded away from zero. This implies that the structural constants  $\eta, s$  are given by  $\eta = \int_{\tilde{\mathcal{S}}} \gamma_p \left( \prod_{j=2}^d \tilde{z}_j^{c_j} \right)$ ,  $s = \sum_{j=2}^d (c_j + 1)x_j^*$ , where  $x_j^*, j = 2, 3, \dots, d$  is the solution to Problem LP.

The above method for identifying the structural constants applies when the function  $f$  is a polynomial. We conjecture that the presented method can be applied even more generally, when  $f$  is smooth in a neighborhood around the dominating point  $\mathbf{z}^*$ , admitting the application of Taylor's theorem (Royden 1988) around the point  $\mathbf{z}^*$ .

### 3.3 The Partial-Information Estimators $\hat{\alpha}_{\mathcal{E}}$ and $\hat{\alpha}_{\mathcal{L}}$

Recall that the estimator  $\hat{\alpha}_{\mathcal{O}}$  treated in the previous section is a "full-information" estimator that achieves bounded relative error through shifting and scaling operations that depend explicitly on (i) the knowledge of the dominating point  $\mathbf{z}^*$ ; (ii) the knowledge of the local curvature of  $\mathcal{S}_{z_1^*, \mathbf{z}}$  at  $\mathbf{z}^*$  encoded through the structural constants  $\eta, s$ ; and (iii) the knowledge of a supporting hyperplane to  $\mathcal{S}_{z_1^*, \mathbf{z}}$  at  $\mathbf{z}^*$ . In this section we present two partial-information estimators,  $\hat{\alpha}_{\mathcal{E}}$  and  $\hat{\alpha}_{\mathcal{L}}$ , for use in the absence of (ii) or (iii). The partial-information estimator  $\hat{\alpha}_{\mathcal{E}}$  is applicable when (ii) is absent but (iii) is present; the partial-information estimator  $\hat{\alpha}_{\mathcal{L}}$  is applicable when both (ii) and (iii) are absent.

Suppose we have knowledge of a unique dominating point  $\mathbf{z}^*$  and of a supporting hyperplane to  $\mathcal{S}_{z_1^*, \mathbf{z}}$  at  $\mathbf{z}^*$ . The partial-information estimator  $\hat{\alpha}_{\mathcal{E}}$  is then given by

$$\hat{\alpha}_{\mathcal{E}} = \frac{\phi(\mathbf{W})}{f_{\lambda(z_1^*)}(\mathbf{W})} h(\mathbf{W}) \mathbb{I}\{\mathbf{W} \in \mathcal{S}_{z_1^*, \mathbf{z}}\}, \quad (13)$$

where  $\mathbf{W} = (W_1, W_2, \dots, W_d)$ ,  $W_1$  is a random variable having the shifted-exponential density function  $f_{\lambda(z_1^*)}(x) = \lambda(z_1^*) e^{-\lambda(z_1^*)x} \mathbb{I}(x \geq z_1^*)$  with  $\lambda(z_1^*) = z_1^*$ , and  $W_2, W_3, \dots, W_d$  are iid standard Gaussian random variables.

For contexts where we have knowledge of a unique dominating point  $\mathbf{z}^*$ , but not of a supporting hyperplane to  $\mathcal{S}_{z_1^*, \mathbf{z}}$  at  $\mathbf{z}^*$ , the estimator  $\hat{\alpha}_{\mathcal{L}}$  is given by

$$\hat{\alpha}_{\mathcal{L}} = \frac{\phi(\mathbf{W})}{\tilde{f}_{\lambda(z_1^*)}(\mathbf{W})} h(\mathbf{W}) \mathbb{I}\{\mathbf{W} \in \mathcal{S}_{z_1^*, \mathbf{z}}\}, \quad (14)$$

where  $\mathbf{W} = (W_1, W_2, \dots, W_d)$ ,  $W_1$  is a random variable having the Laplace (or double-exponential) density function  $\tilde{f}_{\lambda(z_1^*)}(x) = \frac{1}{2} \lambda(z_1^*) e^{-\lambda(z_1^*)|x-z_1^*|}$  with  $\lambda(z_1^*) = z_1^*$ , and  $W_2, W_3, \dots, W_d$  are iid standard Gaussian random variables.

Notice that the partial-information estimators  $\hat{\alpha}_{\mathcal{E}}$  and  $\hat{\alpha}_{\mathcal{O}}$  are identical except due to the manner in which the first dimension  $W_1$  is generated. Since  $\hat{\alpha}_{\mathcal{E}}$  assumes knowledge of a supporting hyperplane at the dominating point, the first dimension  $W_1$  in  $\hat{\alpha}_{\mathcal{E}}$  is generated using a shifted exponential that is supported on  $[z_1^*, \infty)$ . Since the estimator  $\hat{\alpha}_{\mathcal{L}}$  makes no assumption about the existence of a supporting hyperplane, it uses a Laplace density having support  $(-\infty, \infty)$  to model the first dimension  $W_1$  of the importance sampling measure. Such careful choice of domain ensures that both  $\hat{\alpha}_{\mathcal{E}}$  and  $\hat{\alpha}_{\mathcal{L}}$  are unbiased estimators of  $\alpha$ .

The partial-information estimators  $\hat{\alpha}_{\mathcal{E}}$  and  $\hat{\alpha}_{\mathcal{L}}$  differ from the full-information estimator  $\hat{\alpha}_{\mathcal{O}}$  in two respects. First, in both  $\hat{\alpha}_{\mathcal{E}}$  and  $\hat{\alpha}_{\mathcal{L}}$ , notice that the rate parameter  $\lambda(z_1^*)$  is chosen to be  $\lambda(z_1^*) = z_1^*$ ; this is as opposed to the  $\lambda(z_1^*) = (1+s)^{-1} z_1^*$  choice in  $\hat{\alpha}_{\mathcal{O}}$ , where the curvature constant  $s$  was assumed to be available. Second, in the full-information context, it was possible to approximate the outer integral in (6) by the expression  $(2\pi)^{-(d-1)/2} \eta z_1^{*p} (W_1 - z_1^*)^s$  again because the structural constants  $\eta$  and  $s$  were assumed to be known. In the current partial-information context, since the constants  $\eta$  and  $s$  are unknown, the inner integral (6) is estimated using an acceptance-rejection procedure that needs the generation of the Gaussian random variables  $W_2, W_3, \dots, W_d$ .

These differences lead to an inferior relative error of  $\hat{\alpha}_{\mathcal{E}}$  and  $\hat{\alpha}_{\mathcal{L}}$  as compared to the optimal estimator  $\hat{\alpha}_{\mathcal{O}}$ . In Theorem 5 that follows, we characterize the relative errors of the estimators  $\hat{\alpha}_{\mathcal{E}}$  and  $\hat{\alpha}_{\mathcal{L}}$  in both the translation and the scaling asymptotic regimes (see Section 3.1.2 for formal definitions). The latter regime will become important in Section 4 where the NORTA vectors are considered. A proof of Theorem 5 follows from the application of Lemma 1, and is provided in the Section 6.

**Theorem 5.** *Let the estimators  $\hat{\alpha}_{\mathcal{E}}, \hat{\alpha}_{\mathcal{L}}$  given in (13) and (14) estimate  $\alpha = \mathbb{E}[h(\mathbf{Z}) \mathbb{I}\{\mathbf{Z} \in \mathcal{S}_{z_1^*, \mathbf{z}}\}]$ , where  $h(\mathbf{z}) = \sum_{i=1}^p \gamma_i z_1^i \prod_{j=2}^d z_j^{c_j^{(i)}}$  is the polynomial defined in Assumption 3. Also, let the structural constants  $\eta(\mathbf{c})$  and  $s(\mathbf{c})$  be as defined in Assumption 3, and let the constant*

$$\kappa := \frac{1}{\theta} \frac{(2\pi)^{(d-1)/2}}{(2-\theta)^{s(2\mathbf{c})+1}} \frac{\eta(2\mathbf{c})}{\eta^2(\mathbf{c})} \frac{\Gamma(s(2\mathbf{c})+1)}{\Gamma^2(s(\mathbf{c})+1)}.$$

*Then, the following hold.*

(i) *For the translated set  $\mathcal{S}_{z_1^*, \mathbf{z}} := \{(z_1, \mathbf{z}) \mid (z_1 - z_1^*, \mathbf{z}) \in \mathcal{S}_{0, \mathbf{z}} \subset \mathbb{R}^d\}$ , as  $z_1^* \rightarrow \infty$ ,*

$$\frac{\mathbb{E}[\hat{\alpha}_{\mathcal{E}}^2]}{\alpha^2} \sim \kappa z_1^{*2s(\mathbf{c})-s(2\mathbf{c})}; \quad \frac{\mathbb{E}[\hat{\alpha}_{\mathcal{L}}^2]}{\alpha^2} \sim 4\kappa z_1^{*2s(\mathbf{c})-s(2\mathbf{c})}.$$

(ii) *For the scaled set  $\mathcal{S}_{z_1^*, \mathbf{z}} := \{(z_1, \mathbf{z}) \mid (z_1/z_1^*, \mathbf{z}/z_1^*) \in \mathcal{S}_{0, \mathbf{z}} \subset \mathbb{R}^d\}$ , as  $z_1^* \rightarrow \infty$ ,*

$$\frac{\mathbb{E}[\hat{\alpha}_{\mathcal{E}}^2]}{\alpha^2} \sim \kappa z_1^{*2s(\mathbf{c})-s(2\mathbf{c})+(d-1)} \quad \frac{\mathbb{E}[\hat{\alpha}_{\mathcal{L}}^2]}{\alpha^2} \sim 4\kappa z_1^{*2s(\mathbf{c})-s(2\mathbf{c})+(d-1)}.$$

Theorem 5 demonstrates that the estimators  $\hat{\alpha}_{\mathcal{E}}$  and  $\hat{\alpha}_{\mathcal{L}}$  exhibit polynomial efficiency, with the latter's relative error being twice that of the former. While this means that neither of the two estimators  $\hat{\alpha}_{\mathcal{E}}, \hat{\alpha}_{\mathcal{L}}$  achieve bounded relative error, it is evident from the definition in Section 2 that both  $\hat{\alpha}_{\mathcal{E}}$  and  $\hat{\alpha}_{\mathcal{L}}$  achieve logarithmic efficiency. It so happens that the exponential-twisting estimator  $\hat{\alpha}_{\mathcal{N}}$  also achieves polynomial efficiency but is inferior to that of  $\hat{\alpha}_{\mathcal{E}}$  and  $\hat{\alpha}_{\mathcal{L}}$ . Specifically, for both the translation and scaling regime,  $(\text{RE}^2(\hat{\alpha}_{\mathcal{N}})/\text{RE}^2(\hat{\alpha}_{\mathcal{L}})) \sim z_1^* \sqrt{2\pi} 2^{-s(2\mathbf{c})-1}$  as  $z_1^* \rightarrow \infty$ . Sharp asymptotics of  $\hat{\alpha}_{\mathcal{N}}$  are given in the electronic companion, in Section 6.1.

We conclude this section with two examples that are meant to illustrate the performance of the estimators  $\hat{\alpha}_{\mathcal{E}}$  and  $\hat{\alpha}_{\mathcal{L}}$ . The first example illustrates the performance of  $\hat{\alpha}_{\mathcal{E}}$  and  $\hat{\alpha}_{\mathcal{L}}$  on a feasible set that is a polyhedral cone opening outward from the vertex  $(z_1^*, 0, 0, \dots, 0)$  and the second example illustrates the performance of  $\hat{\alpha}_{\mathcal{E}}$  and  $\hat{\alpha}_{\mathcal{L}}$  on a feasible set defined by a general smooth boundary.

**Example 2.** Suppose  $\alpha = \mathbb{E}[\mathbb{I}\{\mathbf{Z} \in \mathcal{S}_{z_1^*, \mathbf{z}}\}]$  and the set  $\mathcal{S}_{z_1^*, \mathbf{z}}$  is a polyhedral cone (Boyd 2004) "opening outward" along the  $z_1$ -axis and having vertex at  $\mathbf{z}^* := (z_1^*, 0, 0, \dots, 0)$ . Formally, the set  $\mathcal{S}_{z_1^*, \mathbf{z}}$  can be defined as  $\mathcal{S}_{z_1^*, \mathbf{z}} := \{\mathbf{z} \in \mathbb{R}^d : \mathbf{z} - \mathbf{z}^* = \sum_{i=1}^d \theta_i \mathbf{z}_i, \theta_i \geq 0\}$ , where  $\mathbf{z}_1, \mathbf{z}_2, \dots, \mathbf{z}_d$  are some fixed points in  $\mathbb{R}^d$  and each of whose  $z_1$ -coordinate exceeds  $z_1^*$ . Recalling the cross-sectional set  $\mathcal{S}_{z_1^*, \mathbf{z}}(t) := \{(z_2, z_3, \dots, z_d) : \mathbf{z} \in \mathcal{S}_{z_1^*, \mathbf{z}}, z_1 - z_1^* = t\}$  and using the variable substitution  $z_i = u_i(z_1 - z_1^*)$  in the expression for the cost-scaled volume  $v_p(t) = \int_{\mathcal{S}_{z_1^*, \mathbf{z}}(t)} \gamma_p \prod_{j=2}^d z_j^{c_j} dz_2 dz_3 \cdots dz_d$ , we get

$$v_p(t) \sim \left( \int_{\mathbf{u} \in \mathcal{S}(1)} \prod_{i=2}^d |u_i|^{c_i} d\mathbf{u} \right) t^{(d-1) + \sum_{i=2}^d c_i}. \quad (15)$$

We now read-off the structural constants from (15) as  $s(\mathbf{c}) = (d-1) + \sum_{i=2}^d c_i$  and  $\eta(\mathbf{c}) = \int_{\mathbf{u} \in \mathcal{S}(1)} \prod_{i=2}^d |u_i|^{c_i} d\mathbf{u}$ . We can then invoke Theorem 5 to see that  $\hat{\alpha}_{\mathcal{E}}$  and  $\hat{\alpha}_{\mathcal{L}}$  have relative errors that diverge polynomially as  $(z_1^*)^{(d-1)/2}$  for the translation regime and  $(z_1^*)^{(d-1)}$  for the scaling regime.  $\square$

**Example 3.** Let's now consider the more general context of estimating  $\alpha = \mathbb{E}[h(\mathbf{Z})\mathbb{I}\{\mathbf{Z} \in \mathcal{S}_{z_1^*, \mathbf{z}}\}]$  on a feasible set  $\mathcal{S}_{z_1^*, \mathbf{z}}$  with cross-sectional set  $\mathcal{S}_{z_1^*, \mathbf{z}}(t) := \{(z_2, z_3, \dots, z_d) : t \geq f(z_2, z_3, \dots, z_d)\}$  such that the function  $f$  is a known  $k$ -th degree polynomial. Recall from Section 3.2.1 that the polynomial rate  $s(\mathbf{c})$  in the volume expansion  $v_p(t)$  for sets that have a smooth polynomial boundary at  $z_1^*$  is obtained as the optimal value of the linear program Problem LP. Thus,  $s(\mathbf{c}) = \sum_{i=1}^2 (c_i + 1)q_i^*$ , where the  $q_i^*, i = 1, 2, \dots, d$  is the optimal solution to Problem LP. If  $q_i^{**}, i = 1, 2, \dots, d$  represents the optimal solution to the Problem LP with cost  $2\mathbf{c}$ , then we have that

$$2s(\mathbf{c}) - s(2\mathbf{c}) = \left( \sum_{i=1}^d (2c_i + 1)q_i^* - \sum_{i=1}^d (2c_i + 1)q_i^{**} \right) + \sum_{i=1}^d q_i^* > 0. \quad (16)$$

The term in parenthesis on the right-hand side of (16) is non-negative; it is zero if the solution to Problem LP with cost vector  $\mathbf{c}$  is also optimal to the Problem LP with cost vector  $2\mathbf{c}$ . Also, the second term on the right-hand side of (16) is strictly positive given the constraints of Problem LP. We conclude from Theorem 5 that  $\hat{\alpha}_{\mathcal{E}}$  and  $\hat{\alpha}_{\mathcal{L}}$  have relative errors that diverge polynomially with exponents given by the right-hand side of (16).  $\square$

## 4 THE CONSTRAINED NORTA-VECTOR CONTEXT

Recall our problem statement of having to estimate

$$\alpha := \mathbb{E}[h(\mathbf{X}) \mathbb{I}\{\mathbf{X} \in \mathcal{S}_{\mathbf{x}}\}], \quad (17)$$

where the set  $\mathcal{S}_{\mathbf{x}}$  has a small implied measure under the distribution of  $\mathbf{X}$ . In Section 3, we assumed that the random variable  $\mathbf{X}$  belonged to the Gaussian family, leading to the reformulated problem in (5). In this section, we generalize to the important setting where  $\mathbf{X}$  is a NORTA vector, that is,  $\mathbf{X}$  has a distribution whose dependence structure is specified through the Gaussian copula (Nelson 2013, McNeil et al. 2005, Nelsen 2007, Ghosh and Henderson 2003). Since such generalization renders the estimators  $\hat{\alpha}_{\mathcal{O}}, \hat{\alpha}_{\mathcal{E}}, \hat{\alpha}_{\mathcal{L}}$  inapplicable (particularly due to possible violation of Assumption 1(b)), we present a fourth estimator  $\hat{\alpha}_{\text{eN}}$  that is derived from  $\hat{\alpha}_{\mathcal{L}}$  and achieves polynomial efficiency under certain conditions.

For easing exposition of  $\hat{\alpha}_{\text{eN}}$ , let us now reformulate the problem in (17) for the context where  $\mathbf{X}$  is a NORTA random vector. If  $\mathbf{X}$  is a NORTA random vector, it is well-known (Nelson 2013, Ghosh and Henderson 2003) that the components  $X_i, i = 1, 2, \dots, d$  of  $\mathbf{X}$  can be expressed through the NORTA map  $\mathbf{T} : \mathbb{R}^d \rightarrow \mathbb{R}^d$  as  $\mathbf{X} = \mathbf{T}(\mathbf{Z}) = \mathbf{F}^{-1} \circ \Phi \circ A^T \mathbf{Z}$  for  $\mathbf{T} = (T_1, T_2, \dots, T_d)$ ,  $\Phi = (\Phi, \Phi, \dots, \Phi)$ ,  $\mathbf{F} = (F_1, F_2, \dots, F_d)$ , where  $\Phi$  is the standard normal distribution function,  $F_i$  is the marginal distribution of  $X_i$  with inverse  $F_i^{-1}(p) := \{x : F_i(x) \geq p\}$ , and  $\mathbf{Z}$  is a standard Gaussian random vector, and the matrix  $A$  defines a Gaussian random vector with 0 mean and positive-definite covariance matrix  $\Sigma_Z = AA^T$ . The NORTA inverse map  $\mathbf{T}^{-1}(\mathbf{X}) = (A^{-1})^T \Phi^{-1}(\mathbf{F}(\mathbf{X}))$  allows to reformulate the problem in (17) into the Gaussian space as follows.

$$\begin{aligned} \alpha &:= \mathbb{E}[h \circ \mathbf{T}(\mathbf{Z}) \mathbb{I}\{\mathbf{Z} \in \mathcal{S}_{z_1^*, \mathbf{z}}\}]; \\ \mathcal{S}_{z_1^*, \mathbf{z}} &:= \{\mathbf{z} \in \mathbb{R}^d : \mathbf{T}(\mathbf{z}) \in \mathcal{S}_{\mathbf{x}}\}. \end{aligned} \quad (18)$$

We limit our attention to continuous marginal distributions  $F_i$  such that their density function exists and is strictly positive everywhere. (Note that continuous  $F_i$  may have “flat” regions, e.g. where the density is zero, and hence  $F_i^{-1}$  and  $T_i$  may have jump discontinuities.)

Notice that the problem in (18) has been recast in the Gaussian space implying that one of the estimators  $\hat{\alpha}_{\mathcal{O}}, \hat{\alpha}_{\mathcal{E}}$ , or  $\hat{\alpha}_{\mathcal{L}}$  could be applicable as an estimator. The complication, however, is that the transformed feasible set  $\mathcal{S}_{z_1^*, \mathbf{z}}$  may not be well-behaved even if the set  $\mathcal{S}_{\mathbf{x}}$  is well behaved. For example, properties such as convexity are generally not preserved in the sense that even if  $\mathcal{S}_{\mathbf{x}}$  is convex,  $\mathcal{S}_{z_1^*, \mathbf{z}}$  may not be convex. More importantly, the dominating point  $\mathbf{z}^*$  that was assumed to be known (and unique) throughout Section 3 is neither easily identified nor unique, rendering the estimators  $\hat{\alpha}_{\mathcal{O}}, \hat{\alpha}_{\mathcal{E}}, \hat{\alpha}_{\mathcal{L}}$  inapplicable for the current context.

**Remark 1.** *It so happens that the image of the set of boundary points of  $\mathcal{S}_{\mathbf{x}}$  remains on the boundary of  $\mathcal{S}_{z_1^*, \mathbf{z}}$ . One may thus reasonably expect that the pre-image of the dominating set  $\min_{\mathcal{S}_{\mathbf{x}}} \|\mathbf{x}\|_2$  is “close” to the dominating set  $\arg \min_{\mathcal{S}_{z_1^*, \mathbf{z}}} \|\mathbf{z}\|_2$  in the  $\mathbf{Z}$ -space. This and some other properties are summarized in Section 6.2 appearing in the appendix.*

### 4.1 The econORTA Estimator $\hat{\alpha}_{\text{eN}}$

Considering that the set  $\mathcal{S}_{z_1^*, \mathbf{z}}$  in the NORTA context (18) can be poorly behaved, in what follows, we assume only that the dominating set  $\mathcal{Z}^* = \{\mathbf{z}^* : \mathbf{z}^* = \arg \inf_{\mathbf{z} \in \mathcal{S}_{z_1^*, \mathbf{z}}} \|\mathbf{z}\|_2\}$  exists. Specifically, we make no assumptions about the cardinality of the set  $\mathcal{Z}^*$  except that  $|\mathcal{Z}^*| < \infty$ , nor about the local curvature of  $\mathcal{S}_{z_1^*, \mathbf{z}}$  at the dominating set  $\mathcal{Z}^*$  (as embodied in Assumption 3).



The econNORTA estimator  $\hat{\alpha}_{\text{eN}}$  is a mixture of  $\hat{\alpha}_{\mathcal{L}}$  estimators, each of which is centered at the elements of  $\mathcal{Z}^*$ . Formally, we write

$$\hat{\alpha}_{\text{eN}} = \sum_{k=1}^{|\mathcal{Z}^*|} \left\{ \mathbb{I}\{\mathbf{K} = k\} \frac{\phi(\mathbf{W})}{f_{z_1^*}(\mathbf{W})} h \circ T(R_k \mathbf{W}) \mathbb{I}\{R_k \mathbf{W} \in \mathcal{S}_{z_1^*, \mathbf{z}}\} \right\}, \quad (19)$$

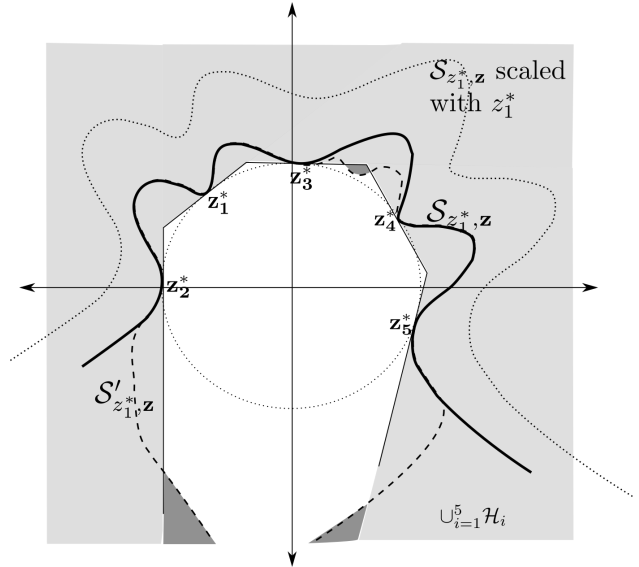
where the random variable  $\mathbf{W} = (W_1, W_2, \dots, W_d)$ ,  $W_1$  is a random variable having the shifted-Laplace density function defined in Section 3.3, and  $W_2, W_3, \dots, W_d$  are iid standard Gaussian random variables. The mixing random variable  $\mathbf{K}$  has a multinomial distribution supported on  $\mathcal{Z}^* = \{\mathbf{z}_1^*, \mathbf{z}_2^*, \dots, \mathbf{z}_k^*\}$  with probability mass function  $\mathbb{P}(\mathbf{K} = \mathbf{z}_k^*) = \nu_k$ ,  $k = 1, \dots, |\mathcal{Z}^*|$ .

As can be seen in (19), the estimator  $\hat{\alpha}_{\text{eN}}$  co-opts the estimator  $\hat{\alpha}_{\mathcal{L}}$  for a context where the set  $\mathcal{S}_{z_1^*, \mathbf{z}}$  may have multiple dominating points. The multinomial random variable  $\mathbf{K}$  in (19) samples one such dominating point, and the rotation matrix  $R_k$  reverses alignment with the  $z_1$ -axis to generate a random variate  $R_k \mathbf{W}$  near the  $k$ -th dominating point  $\mathbf{z}_k^*$ . The unbiasedness of  $\hat{\alpha}_{\text{eN}}$  in estimating  $\alpha$  follows from the absolute continuity of the Laplace density with respect to the standard normal density  $\Phi$ . As we will demonstrate shortly through Theorem 6, under certain structural conditions, the estimator  $\hat{\alpha}_{\text{eN}}$  achieves the same slow polynomially growing relative error as  $\hat{\alpha}_{\mathcal{L}}$ . This compares favourably with the exponential rates of the naïve estimator  $\hat{\alpha}_{\mathcal{AR}}$ , and also the exponential-twisting estimator  $\hat{\alpha}_{\mathcal{N}}$  which is analyzed in Section 6.1. For showing the polynomial efficiency of the estimator  $\hat{\alpha}_{\text{eN}}$ , we make the following regularity assumption on  $\mathcal{S}_{z_1^*, \mathbf{z}}$ .

**Assumption 4.** (a) At each  $\mathbf{z}_k^* \in \mathcal{Z}^*$ , the set  $\mathcal{S}_{z_1^*, \mathbf{z}}$  locally satisfies Assumption3 with parameters  $\eta_k(\mathbf{c}), s_k(\mathbf{c})$  for cost exponents  $\mathbf{c} = (c_2, \dots, c_d)$ .

(b) The half-spaces  $\mathcal{H}(\mathbf{z}_k^*) = \{\mathbf{z} : \mathbf{z}^t \mathbf{z}_k^* \geq \mathbf{z}_k^{*t} \mathbf{z}_k^*\}$  for all  $\mathbf{z}_k^* \in \mathcal{Z}^*$  are such that  $\mathcal{S}_{z_1^*, \mathbf{z}} \subset \bigcup_{k=1}^{|\mathcal{Z}^*|} \mathcal{H}(\mathbf{z}_k^*)$ .

In Figure 4, the example  $\mathcal{S}_{z_1^*, \mathbf{z}}$  set plotted in bold has five dominating points in the set  $\mathcal{Z}^*$ . The set  $\mathcal{Z}^*$  locally satisfies Assumption3 at each dominating point as required in Assumption4(a). Assumption4(b) states that the set as a whole lies inside the union of the half-spaces defined by the tangent hyperplanes at each of the dominating points, as shown by the light-shaded region. Also plotted is an example set  $\mathcal{S}'_{z_1^*, \mathbf{z}}$  that satisfies Assumption4(a) but not Assumption4(b) in the dark-shaded regions. So, the requirement Assumption4(b) may be violated in practice by sets like  $\mathcal{S}'_{z_1^*, \mathbf{z}}$ , but the regions where these happen are far from the dominating points, and so it is reasonable to expect that the relative error does not degrade too much. Thus, the uniqueness of the dominating point (Assumption1) as well as the assumption about the separating hyperplane (Assumption2) are relaxed. Assumption4 is inspired by a similar assumption in Juneja and Shahabuddin (2006).



**Figure 4:** An illustration of the conditions needed for Theorem 6

**Theorem 6.** Suppose the set  $\mathcal{Z}^* = \{\mathbf{z}^* : \mathbf{z}^* = \arg \inf_{\mathbf{z} \in \mathcal{S}_{z_1^*, \mathbf{z}}} \|\mathbf{z}\|_2\}$  exists,  $|\mathcal{Z}^*| < \infty$  and  $z_1^* = \inf\{\|\mathbf{z}\| : \mathbf{z} \in \mathcal{S}_{z_1^*, \mathbf{z}}\}$ . Let the  $(d-1)$ -dimensional cost-scaled volume  $v_p^k(t)$  around  $\mathbf{z}_k^*$  (as defined in

Assumption 3) satisfy the expansion  $v_p^k(t) = \eta_k(\mathbf{c})t^{s_k(\mathbf{c})} + o(t^{s_k(\mathbf{c})})$  as  $t \rightarrow 0$ . Further, let Assumption 4 hold and let the  $\nu_k, k = 1, 2, \dots, |\mathcal{Z}^*|$  form a probability mass function such that  $\nu_k > 0, \forall k$ . Then, in the scaling regime, as  $z_1^* \rightarrow \infty$ ,

$$\frac{\mathbb{E}[\hat{\alpha}_{\text{eN}}^2]}{\alpha^2(z_1^*)} \sim \max_{k=1, \dots, K} \kappa(\mathbf{z}_k^*) \frac{1}{\nu_k} (z_1^*)^{2s_k(\mathbf{c}) - s_k(2\mathbf{c}) + (d-1)},$$

where the  $\kappa(\mathbf{z}_k^*)$ , the constants defined in Theorem 5, are calculated at each dominating point  $\mathbf{z}_k^*$  using the corresponding constants  $s_k(\mathbf{c})$  and  $\eta_k(\mathbf{c})$ .

### Proof of Theorem 6:

Theorem 5(ii) will be applied to show the relative error result. Let  $\hat{\alpha}_{\mathcal{L},k}$  represent, for each  $k = 1, \dots, |\mathcal{Z}^*|$ , an  $\hat{\alpha}_{\mathcal{L}}$  estimator centered at the dominating point  $\mathbf{z}_k^*$  to estimate  $\alpha_k = \mathbb{E}[h(\mathbf{Z})\{\mathbf{Z} \in \mathcal{S}_{z_1^*, \mathbf{z}} \cap \mathcal{H}_k\}]$ . The ecoNORTA estimator  $\hat{\alpha}_{\text{eN}}$  is a mixture of estimators  $\hat{\alpha}_{\mathcal{L},k}$  with mixing probabilities  $\nu_k$ . Scaling the original set  $\mathcal{S}_{0, \mathbf{z}}$  as  $\mathcal{S}_{z_1^*, \mathbf{z}} = \{(z_1, \mathbf{z}) : (z_1/z_1^*, \mathbf{z}/z_1^*) \in \mathcal{S}_{0, \mathbf{z}}\}$  preserves the key geometric requirements of Assumption 2 and 3. Denote by  $L(z)$  the likelihood ratio of the  $d$ -dimensional  $\Phi$  and the distribution of  $\hat{\alpha}_{\text{eN}}$ , and likewise  $L_k(z)$  as the likelihood ratio of the  $\hat{\alpha}_{\mathcal{L},k}$  estimator restricted to the set  $\mathcal{S}_{z_1^*, \mathbf{z}} \cap \mathcal{H}_k$ . Split the second-moment of  $\hat{\alpha}_{\text{eN}}$  as (with  $K = |\mathcal{Z}^*|$ )

$$\begin{aligned} \mathbb{E}[\hat{\alpha}_{\text{eN}}^2] &= \int_{\mathcal{S}_{z_1^*, \mathbf{z}}} L(z) d\Phi(z) = \int_{\mathcal{S}_{z_1^*, \mathbf{z}} \cap \mathcal{H}_1} L(z) d\Phi(z) + \int_{\mathcal{S}_{z_1^*, \mathbf{z}} \cap (\mathcal{H}_2 \setminus \mathcal{H}_1)} L(z) d\Phi(z) + \dots \\ &\quad + \int_{\mathcal{S}_{z_1^*, \mathbf{z}} \cap (\mathcal{H}_K \setminus (\cup_1^{K-1} \mathcal{H}_j))} L(z) d\Phi(z). \end{aligned}$$

Each set in the partition is non-empty given the structure of  $\mathcal{H}_k$  in Assumption 4(b). For any set in the partition,  $L(z) \leq L_k(z)/\nu_k$  for any  $k$ . The tightest bound for the  $\ell$ -th set  $\mathcal{S}_{z_1^*, \mathbf{z}} \cap (\mathcal{H}_\ell \setminus (\cup_1^{\ell-1} \mathcal{H}_j))$  in the partition is obtained by using the  $L_\ell(z)$  term. Thus, we get that

$$\begin{aligned} \mathbb{E}[\hat{\alpha}_{\text{eN}}^2] &\leq \frac{1}{\nu_1} \int_{\mathcal{S}_{z_1^*, \mathbf{z}} \cap \mathcal{H}_1} L_1(z) d\Phi(z) + \frac{1}{\nu_2} \int_{\mathcal{S}_{z_1^*, \mathbf{z}} \cap (\mathcal{H}_2 \setminus \mathcal{H}_1)} L_2(z) d\Phi(z) + \dots \\ &\quad + \frac{1}{\nu_K} \int_{\mathcal{S}_{z_1^*, \mathbf{z}} \cap (\mathcal{H}_K \setminus (\cup_1^{K-1} \mathcal{H}_j))} L_K(z) d\Phi(z) \\ &\leq \frac{1}{\nu_1} \int_{\mathcal{S}_{z_1^*, \mathbf{z}} \cap \mathcal{H}_1} L_1(z) d\Phi(z) + \frac{1}{\nu_2} \int_{\mathcal{S}_{z_1^*, \mathbf{z}} \cap \mathcal{H}_2} L_2(z) d\Phi(z) + \dots + \frac{1}{\nu_K} \int_{\mathcal{S}_{z_1^*, \mathbf{z}} \cap \mathcal{H}_K} L_K(z) d\Phi(z) \\ &= \sum_k \frac{\mathbb{E}[\hat{\alpha}_{\mathcal{L},k}^2]}{\nu_k} \leq \sum_k \kappa(\mathbf{z}_k^*) \frac{(z_1^*)^{2s_k(\mathbf{c}) - s_k(2\mathbf{c}) + (d-1)} \alpha_k^2}{\nu_k} \\ &\leq \alpha^2 \sum_k \kappa(\mathbf{z}_k^*) \frac{(z_1^*)^{2s_k(\mathbf{c}) - s_k(2\mathbf{c}) + (d-1)}}{\nu_k}. \end{aligned}$$

The final inequality follows by noting that  $\alpha_k \leq \alpha, \forall k$ . The penultimate inequality follows from Theorem 5(ii), which we can apply as per Assumption 4(a).  $\square$

It can be shown that for the polynomial growth of relative error to be preserved for polynomial cost functions in the NORTA context, the implied cost function  $h \circ \mathbf{T}(\mathbf{z})$  should be regularly varying (Resnick 1987). This can be expected to hold when the marginal distributions  $F_i$  exhibit exponential tails, such as the exponential, gamma and phase-type distributions. Consider, for example, a NORTA vector having exponential marginals with rate  $\lambda_i$  for the  $i$ -th component. Then,

$\mathbf{T}_i(\mathbf{z}) = -\lambda_i^{-1} \log(\bar{\Phi}(y_i)) \sim \lambda_i^{-1} \left( \frac{y_i^2}{2} + \log y_i + \frac{1}{2} \log(2\pi) \right)$  as  $\mathbf{z} \rightarrow \infty$ , where  $\mathbf{y} = A^T \mathbf{z}$  and using the asymptotic  $\bar{\Phi}(y) \sim \phi(y)/y$  as  $y \rightarrow \infty$  (Johnson et al. 1994). Thus,  $h \circ \mathbf{T}(\mathbf{z})$  is regularly varying in  $\mathbf{z}$ .

This is however not the case for marginals with heavier than exponential tails. Consider a Pareto distribution  $F_i(x) = 1 - x^{-\alpha}$ , where the shape parameter  $\alpha > 2$ . Then,  $\mathbf{T}_i(\mathbf{z}) = (\bar{\Phi}(y_i))^{-1/\alpha} \sim (y_i e^{y_i^2/2} \sqrt{2\pi})^{1/\alpha}$  as  $\mathbf{z} \rightarrow \infty$  where again  $\mathbf{y} = A^T \mathbf{z}$ . Here,  $h \circ \mathbf{T}(\mathbf{z})$  is super-exponential in  $\mathbf{z}$ .

We end this section by speculating that the  $\hat{\alpha}_{\mathcal{L}}$  estimator in  $\hat{\alpha}_{eN}$  could be replaced with the estimator  $\hat{\alpha}_{\mathcal{E}}$ , and or even the estimator  $\hat{\alpha}_{\mathcal{O}}$ , if it is (somehow) known that the needed structural conditions for  $\hat{\alpha}_{\mathcal{E}}$  and  $\hat{\alpha}_{\mathcal{O}}$  hold locally. For incorporating the  $\hat{\alpha}_{\mathcal{O}}$  estimator within  $\hat{\alpha}_{eN}$ , we will of course need to know the curvature information  $s_k(\cdot)$  at each dominating point  $\mathbf{z}_k^* \in \mathcal{Z}^*$ .

## 4.2 The ecoNORTA Algorithm for Implementing $\hat{\alpha}_{eN}$

The estimator  $\hat{\alpha}_{eN}$  proposed in Section 4.1 is usually unimplementable simply because the set of dominating points  $\mathcal{Z}^*$  is unknown. A natural idea, however, is to estimate the set  $\mathcal{Z}^*$  sequentially and use it within the expression (19), resulting in an ‘‘implementable’’ version of  $\hat{\alpha}_{eN}$ . The ecoNORTA algorithm, listed as Algorithm 1, provides details on the construction of such a sequential version of  $\hat{\alpha}_{eN}$ . The ecoNORTA algorithm, while simple in principle, has a number of heuristic steps introduced for enhanced and stable implementation. In what follows, we describe these steps.

The ecoNORTA algorithm is an iterative algorithm which, during each iteration  $k$ , maintains an estimate  $\hat{\mathcal{Z}}_k^*$  of the dominating set  $\mathcal{Z}^*$ , and a set  $\mathcal{N}_k$  that is best described as the set of ‘‘candidate’’ dominating points. The candidate set  $\mathcal{N}_k$  is chosen as the collection of a fixed number ( $\Delta$ ) of ‘‘nearest points’’ from amongst those feasible points generated by iteration  $k$ . The ecoNORTA algorithm then repeats Steps 5 and 6 in Algorithm 1 a total of  $m_k$  times during each iteration  $k$ . In Step 5, mimicking the  $\hat{\alpha}_{eN}$  estimator given in (19), the current estimate  $\hat{\mathcal{Z}}_k^*$  of the dominating set is used to generate an observation from a multinomial mixture of Laplace distributions each of which is centered on the elements of  $\hat{\mathcal{Z}}_k^*$ . The random variate generated in Step 5 is then used to update the candidate set  $\mathcal{N}_k$  in Step 6. In Step 7, a clustering algorithm, e.g., Lloyd (1982), is used to identify at most  $C$  clusters of points in the candidate set  $\mathcal{N}_k$ ; clusters that are too close in the sense that their centroids  $\zeta(\mathcal{C}) := \frac{1}{|\mathcal{C}|} \sum_{z \in \mathcal{C}} z$  are within distance  $\delta > 0$  are merged into a single cluster. The maximum number of clusters  $C$  and the minimum distance  $\delta$  between clusters are both algorithm parameters. Points closest to the origin from each of the identified clusters in Step 7 are deemed dominating point estimates and added to the set  $\hat{\mathcal{Z}}_k^*$  in Step 8. As noted, the two steps 5 and 6 are repeated  $m_k$  times during the  $k$ -th iteration of ecoNORTA towards constructing a sequence of dominating set estimators  $\{\hat{\mathcal{Z}}_k^*\}$ . An initial estimate  $\hat{\mathcal{Z}}_0^*$  of  $\mathcal{Z}^*$  can be obtained via Lemma 3, and the algorithm parameter  $m_k$  is usually set to a convenient constant during implementation.

While the procedure in Algorithm 1 is expected to consistently estimate all the optimal solutions to  $\arg \min_{\mathcal{S}_{z_1^*, z}^*} \|z\|_2$ , as a practical matter, the updating of the set  $\hat{\mathcal{Z}}_k^*$  stops when successive sets  $\hat{\mathcal{Z}}_k^*$ ,  $\hat{\mathcal{Z}}_{k+1}^*$  change very little. The resulting dominating set estimate  $\hat{\mathcal{Z}}_k^*$  upon such termination is used in place of  $\mathcal{Z}^*$  in (19) for constructing the ecoNORTA estimator.

It is important to note that Algorithm 1 is essentially a mechanism to make  $\hat{\alpha}_{eN}$  implementable, since the dominating set  $\mathcal{Z}^*$  appearing in (19) is unknown. The problem of identifying the set  $\mathcal{Z}^*$  of *all* points nearest to the origin, that is, all solutions to  $\min_{\mathcal{S}_{z_1^*, z}^*} \|z\|_2$ , is a deterministic global optimization problem. An extensive literature (Pardalos and Romeijn 2002) exists on solution approaches to such formulations, and any reasonable procedure, e.g., Gramacy et al. (2016), to seek all global optima can be used within Algorithm 1. A fuller analysis of this question takes us beyond the scope of this paper.

---

**Algorithm 1** ecoNORTA

---

**Given:**

- NORTA transformation  $T(z)$ , feasible set  $\mathcal{S}_x$
  - Parameters: sequence  $\{m_k\}$ ,  $n, \Delta, C, \delta$
  - An initial set  $\hat{Z}_0^*$  such that  $|\hat{Z}_0^*| > 0$
- 

**Estimation of  $Z^*$  and  $\alpha$** 

---

- 1: **while** {Set  $\hat{Z}_k^*$  has changed sufficiently from  $\hat{Z}_{k-1}^*$ } **do**
  - 2:    $k \leftarrow k + 1$
  - 3:   Set  $\hat{Z}_k^* = \emptyset$  and  $\mathcal{N}_k = \emptyset$   $\triangleright \mathcal{N}_k$  is ordered set of  $\Delta$ -nearest points to origin
  - 4:   *Generation and Ranking:* For  $m = 1, \dots, m_k$  :
    - 5:       Using  $\hat{Z}_{k-1}^*$ , sample  $Z_{(m)}$  from  $\hat{\alpha}_{eN}$ 's density  $\sum \{\mathbb{I}\{P = k\} R_k W \mathbb{I}\{R_k W \in \mathcal{S}_z\}\}$
    - 6:       Insert  $Z_{(m)}$  into  $\mathcal{N}_k$  if  $\|Z_{(m)}\|_2$  is small; prune  $\mathcal{N}_k$  if necessary to maintain  $|\mathcal{N}_k| \leq \Delta$
  - 7:   *Clustering and Pruning:* Use the K-means clustering method to find  $C$  clusters in  $\mathcal{N}_k$ ; merge clusters  $\mathcal{C}_i$  and  $\mathcal{C}_j$  if  $\|\zeta(\mathcal{C}_i) - \zeta(\mathcal{C}_j)\| \leq \delta, \forall 1 \leq i < j \leq C$
  - 8:   For each cluster  $\mathcal{C}_c$ , choose  $z_c^* = \min_{z \in \mathcal{C}_c} \|z\|_2$  and set  $\hat{Z}_k^* = \hat{Z}_k^* \cup \{z_c^*\}$
  - 9: **end while**
  - 10: Using  $\hat{Z}_k^*$ , return an  $n$ -sample mean of  $\hat{\alpha}_{eN}$
- 

## 5 Numerical Experiments

In this section, we present a sampling of our fairly extensive numerical experience with the estimators presented in this paper. In Section 5.1 we present an example in the Gaussian context aimed at showcasing the power of the full-information estimator  $\hat{\alpha}_{\mathcal{O}}$ . The experiment in Section 5.1 is designed so as to allow the numerical computation of the exact value of  $\alpha$  in any number of dimensions. In Section 5.1, we compare  $\hat{\alpha}_{\mathcal{O}}$  against the partial-information estimator  $\hat{\alpha}_{\mathcal{E}}$ , the exponential-twisting estimator  $\hat{\alpha}_{\mathcal{N}}$ , and the acceptance-rejection estimator  $\hat{\alpha}_{\mathcal{AR}}$ .

Section 5.2, which follows Section 5.1, illustrates the power of the ecoNORTA estimator through a configure-to-order manufacturing system example. Since none of the other estimators are applicable in this context, the ecoNORTA estimator  $\hat{\alpha}_{eN}$  (as implemented via the ecoNORTA algorithm) is compared against the acceptance-rejection estimator  $\hat{\alpha}_{\mathcal{AR}}$ .

### 5.1 A Constrained Gaussian Experiment

Suppose that  $\alpha(z_1^*) = \mathbb{P}\{\mathbf{X} \in \mathcal{S}_{z_1^*, \mathbf{z}}\}$ , where  $\mathbf{X}$  is the standard Gaussian vector and  $\mathcal{S}_{z_1^*, \mathbf{z}} := \{(z_1^*, \mathbf{z}) \in \mathbb{R} \times \mathbb{R}^{d-1} : z_1 \geq z_1^* + \frac{1}{2} \mathbf{z}^T A \mathbf{z}\}$ , where the positive-definite matrix  $A = Q^T \Lambda^2 Q$  for a strictly positive diagonal  $\Lambda$ . Denote  $B(\mathbf{0}, 1) := \{\mathbf{z}' : \frac{1}{2} \mathbf{z}'^T \mathbf{z}' \leq 1\}$  and  $\eta = \int_{\mathbf{z}' \in B(\mathbf{0}, 1)} d\mathbf{z}'$ . Setting  $\mathbf{z}' = (z_1 - z_1^*)^{-1/2} \Lambda Q \mathbf{z}$  and  $R = (Q \Lambda)^{-1}$ , we get

$$\begin{aligned} \alpha(z_1^*) &= \frac{1}{(2\pi)^{d/2}} \int_{z_1^*}^{\infty} \exp\{-\frac{1}{2} z_1^2\} dz_1 \int_{\mathbf{z}' \in B(\mathbf{0}, 1)} (z_1 - z_1^*)^{(d-1)/2} |\Lambda^{-1} Q^{-1}| \exp\{-\frac{z_1 - z_1^*}{2} \mathbf{z}'^T R^T R \mathbf{z}'\} d\mathbf{z}' \\ &\sim \frac{|\Lambda Q|^{-1}}{(2\pi)^{d/2}} \eta \int_{z_1^*}^{\infty} \exp\{-\frac{1}{2} z_1^2\} (z_1 - z_1^*)^{(d-1)/2} dz_1 = \frac{|\Lambda Q|^{-1}}{(2\pi)^{d/2}} \eta \Gamma\left(\frac{d+1}{2}\right) z_1^{*-d+1} \exp\{-\frac{1}{2} z_1^{*2}\}. \end{aligned}$$

Let  $A = 2I$ , where  $I$  is the identity matrix. From (7), the optimal estimator  $\hat{\alpha}_{\mathcal{O}}$  for this example is

$$\hat{\alpha}_{\mathcal{O}}(z_1^*) = \frac{\phi(Z)}{f_{\lambda(z_1^*)}(Z)} \frac{1}{2^{(d-1)/2} \Gamma\left(\frac{d-1}{2} + 1\right)} (Z - z_1^*)^{(d-1)/2},$$

where  $Z$  is a shifted-exponential random variable with density  $f_{\lambda(z_1^*)}(z_1) = \lambda(z_1^*) e^{-\lambda(z_1^*)(z_1 - z_1^*)} \mathbb{I}\{z_1 \geq z_1^*\}$ , and following Theorem 4, the optimal intensity  $\lambda(z_1^*) = 2z_1^*/(d-1)$ . The estimators  $\hat{\alpha}_{\mathcal{E}}$ ,  $\hat{\alpha}_{\mathcal{N}}$  and  $\hat{\alpha}_{\mathcal{AR}}$  follow the definitions (13), (3) and (2).

Table 2(a) displays numerically computed relative mean squared errors of the estimators  $\hat{\alpha}_{\mathcal{O}}$ ,  $\hat{\alpha}_{\mathcal{E}}$ ,  $\hat{\alpha}_{\mathcal{N}}$ , and  $\hat{\alpha}_{\mathcal{AR}}$  for problem dimensions  $d = 3$  and  $d = 9$ , and for increasing values of the distance  $z_1^*$  of the dominating point of  $\mathcal{S}(z_1^*)$  from the origin. Recall that since the estimators  $\hat{\alpha}_{\mathcal{E}}$ ,  $\hat{\alpha}_{\mathcal{N}}$ , and  $\hat{\alpha}_{\mathcal{AR}}$  are unbiased, the relative mean squared error  $\text{MSE}(\hat{\alpha})/\alpha^2$  for each of these estimators is  $\text{MSE}(\hat{\alpha})/\alpha^2 = \mathbb{E}[\hat{\alpha}^2]/\alpha^2 - 1$ . Since the full-information estimator  $\hat{\alpha}_{\mathcal{O}}$  is biased, its relative mean squared error  $\text{MSE}(\hat{\alpha})/\alpha^2 = \mathbb{E}[\hat{\alpha}^2]/\alpha^2 - 1 - 2\mathbb{E}[(\hat{\alpha}_{\mathcal{O}} - \alpha)]/\alpha$ . Each cell in the table was computed with a sample size of  $10^8$ . Although computing  $\alpha(z_1^*)$  is generally intractable, the quadratic form of  $\mathcal{S}(z_1^*)$  in this particular problem lets us numerically evaluate  $\alpha(z_1^*)$  from a recursion, details of which are provided in Section 6.3.

As predicted by theory, and as can be seen in Table 2(a), the performance of the full-information estimator is dramatically better than the partial-information estimator  $\hat{\alpha}_{\mathcal{E}}$  and the exponential-twisting estimator  $\hat{\alpha}_{\mathcal{N}}$ . The difference becomes particularly pronounced for "harder" problems, e.g., in higher dimensions and for larger values of  $z_1^*$ . As an example, in dimension  $d = 9$  and for  $z_1^* = 5$ , the mean squared error of the exponential-twisting estimator is about 10,000 times larger than that of the full-information estimator  $\hat{\alpha}_{\mathcal{O}}$ . While we have reported results only for dimensions  $d = 3$  and  $d = 9$ , the performance of the full-information estimator  $\hat{\alpha}_{\mathcal{O}}$  appears to remain quite stable for much larger  $d$  values, even though the corresponding calculation of  $\alpha$  values becomes numerically unstable.

As can be seen from Table 2(a), the partial-information estimator  $\hat{\alpha}_{\mathcal{E}}$  does not perform nearly as well as  $\hat{\alpha}_{\mathcal{O}}$  although it seems to generally perform better than the exponential-twisting estimator  $\hat{\alpha}_{\mathcal{N}}$  and the acceptance-rejection estimator  $\hat{\alpha}_{\mathcal{AR}}$ . Such performance is consistent with our asymptotic theory, as demonstrated by Figure 2(b) which plots the ratio of the mean squared error of the  $\hat{\alpha}_{\mathcal{N}}$  and  $\hat{\alpha}_{\mathcal{E}}$  estimators as  $z_1^*$  grows. In each case, the ratio is seen to grow as  $O(z_1^*)$ , as predicted by Theorem 5 and Lemma 2. The asymptotics seem to take longer to "kick-in" as  $d$  becomes larger.

## 5.2 A Constrained NORTA Experiment

Consider a CTO (Configure To Order) manufacturer that produces three products with uncertain demands  $X_{i,t}$ ,  $i = 1, 2, 3$  for period  $t$ , where  $\mathbf{X}_t = (X_{1,t}, X_{2,t}, X_{3,t})$  is a NORTA-generated random vector i.i.d. over  $t$ . Product 1 has a net margin much higher than those of products 2 and 3. These products share one critical component, which is procured only in a two-month replenishment cycle for reasons of economic scaling. Taking this into account, sales in the first period are managed to limit fulfilling  $X_{2,1}$  and/or  $X_{3,1}$  demand, so that the more profitable demand  $X_{1,2}$  can be satisfied in the next period. In particular, the demand in set  $\mathcal{S}_{\mathbf{x}}$  defined by these constraints are unmet:

$$X_{2,1} + 2X_{3,1} \geq 3X_{1,1}, \tag{20}$$

$$X_{i,1} \geq U_i, \quad i = 2, 3. \tag{21}$$

Inequality (20) arises from the per-unit consumption of the critical common component by the products. Constraints in (21) present upper bounds on  $X_{2,1}$  and  $X_{3,1}$ .

(a) Relative error of  $\hat{\alpha}_O$ ,  $\hat{\alpha}_\varepsilon$ ,  $\hat{\alpha}_N$ , and  $\hat{\alpha}_{AR}$   
 $d = 3$ 

$z_1^*$	$\alpha$	$\hat{\alpha}_O$		$\hat{\alpha}_\varepsilon$	$\hat{\alpha}_N$	$\hat{\alpha}_{AR}$
		MSE	Bias <sup>2</sup>	MSE	MSE	MSE
1	3.38e-02	1.154	0.053	3.926	7.597	2.85e1
2	3.62e-03	0.530	0.029	4.879	12.398	2.75e2
3	1.69e-04	0.367	0.018	6.482	19.701	5.96e3
4	3.22e-06	0.300	0.012	8.289	29.449	3.03e5
5	2.45e-08	0.266	0.008	10.185	41.700	6.66e7

 $d = 9$ 

$z_1^*$	$\alpha$	$\hat{\alpha}_O$		$\hat{\alpha}_\varepsilon$	$\hat{\alpha}_N$	$\hat{\alpha}_{AR}$
		MSE	Bias <sup>2</sup>	MSE	MSE	MSE
1	1.84e-04	9.174	0.826	4.56e2	7.88e2	5.54e3
2	9.85e-06	4.393	0.486	1.27e3	1.56e3	9.99e4
3	2.49e-07	2.919	0.307	3.39e3	3.29e3	4.54e6
4	2.78e-09	2.237	0.206	7.83e3	7.18e3	*
5	1.32e-11	1.858	0.145	1.67e4	1.52e4	*

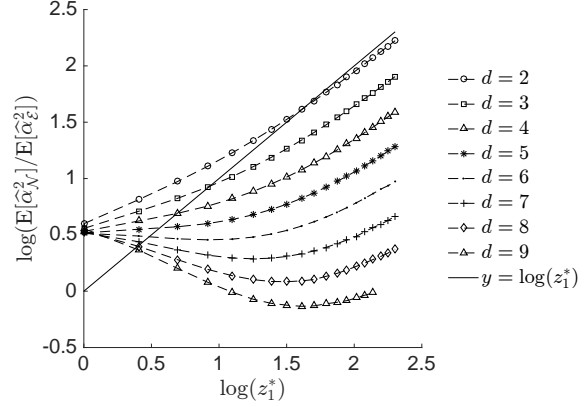
(b) Log-log plot of relative errors of  $\hat{\alpha}_N$  and  $\hat{\alpha}_\varepsilon$ .

Table 2: The table on the left lists the relative mean squared error of each estimator for dimensions  $d = 3, 9$  and increasing  $z_1^*$  values. The plot on the right shows that the ratio of mean squared errors of the exponential-twisting estimator  $\hat{\alpha}_N$  and the partial-information estimator  $\hat{\alpha}_\varepsilon$  grows as  $O(z_1^*)$ , consistent with theory.

Demand is revealed at the beginning of each period, after which fulfillment decisions  $f_{i,t}$  are taken. All demand for product 1 is filled, i.e.  $f_{1,t} = X_{i,t}$ . In the first period,  $f_{2,1}, f_{3,1}$  are optimally chosen to minimize the lost sales:

$$h(\mathbf{X}) = \min_{(f_{2,1}, f_{3,1}) \in \mathcal{S}_x} p_2(X_{2,1} - f_{2,1})^+ + p_3(X_{3,1} - f_{3,1})^+, \quad (22)$$

where  $p_2$  and  $p_3$  are the prices of products 2 and 3, respectively. Suppose  $p_3 = 3p_2$ . It is then straightforward to derive the optimal solution  $f_{3,1}^* = \min(X_{3,1}, 1.5X_{1,1}, U_3)$ ,  $f_{2,1}^* = \min(3X_{1,1} - 2f_{3,1}^*, X_{2,1}, U_2)$ , leading to  $h(\mathbf{X}) = X_{2,1} - f_{2,1}^* + 3(X_{3,1} - f_{3,1}^*)$ .

The sales department wishes to estimate the expected lost sales  $E[h(\mathbf{X})]$  in the first period. Suppose  $U_2 = \gamma E[X_{2,1}]$  and  $U_3 = \gamma E[X_{3,1}]$ . The rareness of the set  $\mathcal{S}_x$  is then controlled by varying  $\gamma$ . The NORTA vector  $\mathbf{X}_1$  has marginal distributions  $X_{1,t} \sim N(\mu_1 = 12, \sigma_1^2 = 9)$ ,  $X_{2,t} \sim \text{Weibull}(\alpha = 5, \beta = 10)$ ,  $X_{3,t} \sim \text{triang}(a = 3, b = 16, m = 8)$ . Two scenarios of correlations among  $\mathbf{X}_1$  are considered: (i) positive correlation with  $\rho_{12} = 0.499$ ,  $\rho_{13} = 0.497$ , and  $\rho_{23} = 0.747$  and (ii) negative correlation with  $\rho_{12} = -0.499$ ,  $\rho_{13} = -0.497$ , and  $\rho_{23} = 0.747$ .

For the above example, it seems clear that the structure of the image of the set  $\mathcal{S}_x$  in the Gaussian space is not easily deducible. Furthermore, neither the dominating set  $\mathcal{Z}^*$ , nor its cardinality  $|\mathcal{Z}^*|$ , are known. Such lack of adequate information leaves only the ecoNORTA estimator  $\hat{\alpha}_{eN}$  (via the ecoNORTA algorithm) and the acceptance-rejection estimator  $\hat{\alpha}_{AR}$  directly applicable. Accordingly, in what follows, we compare only these two estimators.

The  $\mathcal{S}_x$  set has one unique point closest to the origin, obtained by solving the quadratic program  $\mathbf{x}^* = \min \|\mathbf{x}\|$  subject to constraints (20) and (21). The dominating set  $\hat{\mathcal{Z}}^*$  of  $\mathcal{S}_{z_1^*, \mathbf{z}}$  estimated using Algorithm 1 starting from the  $\mathcal{S}_{z_1^*, \mathbf{z}}$ -image of  $\mathbf{x}^*$ , illustrated in the Figures 5, is observed to cluster around a unique point, though far from the starting point. We set  $m_k = 100$  for all  $k$ . Because of the stochastic nature of Algorithm 1, we repeat the experiment 1,000 times. Figures 5(a) and 5(b) illustrate the boundaries of the feasible region  $\mathcal{S}_{z_1^*, \mathbf{z}}$  by plotting samples close to or on the

boundaries. The green dots are samples close to or on the boundary specified by the constraint on the total consumption of the common component (20). The blue and black dots show the samples close to boundaries corresponding to the upper bounds on products 2 and 3 (21). The red dots correspond to the estimated dominating set  $\hat{\mathcal{Z}}^*$  found by Algorithm 1. We also mark the origin of the  $\mathbf{Z}$  space using a single red dot. We observe that Algorithm 1 produced quite reliable estimates of  $\mathcal{Z}^*$ . We also observe that samples are sparse in areas further away from the set  $\hat{\mathcal{Z}}^*$ . There is a rapid increase in the density of points close to the estimated dominating set  $\hat{\mathcal{Z}}^*$ , reflecting that Algorithm 1 converges quickly.

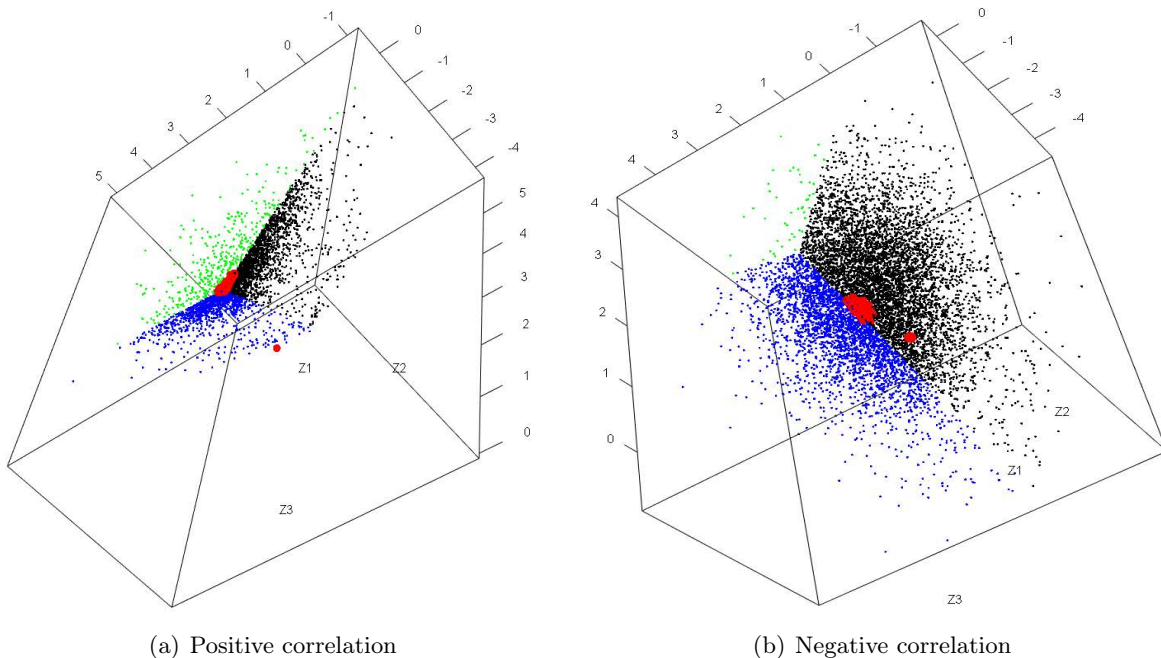


Figure 5: Samples close to the boundaries of the set  $\mathcal{S}_{z_1^*, \mathbf{z}}$  in the  $\mathbf{Z}$  space generated by Algorithm 1. In each case, we are looking at the origin (red dot) and the boundary of the set  $\mathcal{S}_{z_1^*, \mathbf{z}}$  from the outside. Also included are the estimated dominating points in a cluster of red points at the boundaries of the set  $\mathcal{S}_{z_1^*, \mathbf{z}}$ .

Figure 5 demonstrates how correlation patterns affect the locations of  $\hat{\mathcal{Z}}^*$  and the curvature of  $\mathcal{S}_{z_1^*, \mathbf{z}}$  around  $\mathcal{Z}^*$ . For the positive correlation case depicted in Figure 5(a),  $\mathcal{Z}^*$  seems to be located at the corner where all three constrain surfaces intersect. In comparison, the negative correlation between product 1's demand and the demands for products 2 and 3 shift  $\mathcal{Z}^*$  away from the corner to a point on the ridge formed by the two constraint surfaces specifying the upper limits on product 2 and product 3. This is because the negative correlations mean that when demands for product 2 and 3 are higher than average in the first period, demand for product 1 is more likely to be lower than average. Consequently, it is more likely for the total consumption of the common components by products 2 and 3 to exceed the consumption by product 1, and thus satisfy constraint (20).

Using the estimated set  $\mathcal{Z}^*$ , we compare the performance of  $\hat{\alpha}_{eN}$  against the acceptance-rejection estimator  $\hat{\alpha}_{AR}$  in Table 3. We experimented with four  $\gamma$  values that make  $p := \mathbb{P}(\mathbf{X} \in \mathcal{S}_{\mathbf{x}})$  range from  $10^{-3}$  to  $10^{-6}$  for the positive correlation scenario. As discussed previously, the negative correlation case has higher probabilities for these  $\gamma$  values. The estimator  $\hat{\alpha}_{eN}$  outperforms  $\hat{\alpha}_{AR}$  as expected. The performance of  $\hat{\alpha}_{eN}$  is affected by the curvature of  $\mathcal{S}_{z_1^*, \mathbf{z}}$  at the dominating point. For instance, compare the negative correlation case with  $\gamma = 1.771$  to the positive correlation case

with  $\gamma = 1.7300$ . While the former has a smaller probability, the relative error is actually much smaller, due to the different curvature at the dominating point.

	Positive Correlation				Negative Correlation			
$\gamma$	1.6300	1.7300	1.7607	1.771	1.6300	1.7300	1.7607	1.771
$p$	1.00e-3	1.01e-4	1.02e-5	1.08e-6	9.81e-3	1.31e-3	2.01e-4	3.43e-5
$\alpha$	7.92e-4	8.75e-5	1.07e-5	1.23e-6	1.01e-2	1.56e-3	3.00e-4	6.38e-5
$\mathbb{E}[\hat{p}_{\mathcal{AR}}^2]/p^2$	986	9.81e3	1.17e5	1.37e6	1.01e2	7.74e2	5.04e3	2.86e4
$\mathbb{E}[\hat{p}_{\text{eN}}^2]/p^2$	12.6	13.2	13.9	18.4	3.44	2.74	2.25	2.07
$\mathbb{E}[\hat{\alpha}_{\mathcal{AR}}^2]/\alpha^2$	1.56e3	1.56e4	1.89e5	3.27e6	1.56e2	1.11e3	6.67e3	3.53e4
$\mathbb{E}[\hat{\alpha}_{\text{eN}}^2]/\alpha^2$	17.3	20.3	19.6	29.3	4.70	3.77	2.90	2.45

Table 3: Performance of the acceptance-rejection estimator  $\hat{\alpha}_{\mathcal{AR}}$  and the ecoNORTA estimator  $\hat{\alpha}_{\text{eN}}$  (obtained through the ecoNORTA algorithm) on a configure to order manufacturing problem.

## References

- S. Asmussen and P. W. Glynn. *Stochastic Simulation: Algorithms and Analysis*. Springer, New York, NY., 2007.
- R. E. Barlow and F. Proschan. *Mathematical Theory of Reliability*. Society for Industrial and Applied Mathematics, New York, NY., 1987.
- P. Billingsley. *Probability and Measure*. Wiley, New York, NY., 1995.
- S. Boyd. *Convex Optimization*. Cambridge University Press, Cambridge, U.K., 2004.
- M. C. Cario and B. L. Nelson. Modeling and generating random vectors with arbitrary marginal distributions and correlation matrix. Technical report, Department of Industrial Engineering and Management Sciences, Northwestern University, Evanston, IL, 1997.
- M. C. Cario and B. L. Nelson. Numerical methods for fitting and simulating autoregressive-to-anything processes. *INFORMS Journal on Computing*, 10:72–81, 1998.
- A. DasGupta. *Asymptotic Theory of Statistics and Probability*. Springer, New York, NY., 2008.
- A. DasGupta. *Probability for Statistics and Machine Learning*. Springer, 2011.
- N. B. Dimitrov and L. A. Meyers. Mathematical approaches to infectious disease prediction and control. INFORMS TutORials on Operations Research. INFORMS, 2010.
- S. Eubank, H. Guclu, V. S. A. Kumar, M. V. Marathe, A. Srinivasan, Z. Toroczkai, and N. Wang. Modelling disease outbreaks in realistic urban social networks. *Nature*, 429:180–184, 2004.
- S. Ghosh and S. G. Henderson. Behavior of the NORTA method for correlated random vector generation as the dimension increases. *ACM TOMACS*, 13(3):276–294, 2003.
- P. Glasserman. *Monte Carlo Methods in Financial Engineering*. Springer, New York, NY., 2004.
- P. Glasserman and T. -W. Liu. Rare-event simulation for multistage production-inventory systems. *Management Science*, 42(9):1292–1307, 1996.
- R. B. Gramacy, G. A. Gray, S. Le Digabel, H. K. H. Lee, P. Ranjan, G. Wells, and S. M. Wild. Modeling an augmented lagrangian for blackbox constrained optimization. *Technometrics*, 58(1):1–11, 2016.
- N. L. Johnson, S. Kotz, and N. Balakrishnan. *Continuous Univariate Distributions*, volume 1. John Wiley & Sons, Inc., New York, NY., 1994.
- S. Juneja and P. Shahabuddin. Rare-event simulation techniques: An introduction and recent advances. In S. G. Henderson and B. L. Nelson, editors, *Simulation*, volume 13 of *Handbooks in Operations Research and Management Science*, pages 291–350. Elsevier, 2006.
- D. P. Kroese, T. Taimre, and Z. I. Botev. *Handbook of Monte Carlo Methods*. Wiley, first edition, 2011.



- L. M. Leemis. *Reliability: Probabilistic Models and Statistical Methods*. Prentice Hall, United Kingdom, second edition, 2009.
- S. Lloyd. Least squares quantization in PCM. *IEEE Transactions on Information Theory*, 28(2):129–137, Mar 1982.
- A. J. McNeil, R. Frey, and P. Embrechts. *Quantitative Risk Management: Concepts, Techniques and Tools*. Princeton University Press, Princeton, NJ, 2005.
- R. B. Nelsen. *An Introduction to Copulas*. Springer, New York, NY., 2007.
- B. L. Nelson. *Foundations and Methods of Stochastic Simulation: A First Course*. Springer, New York, NY., 2013.
- P. M. Pardalos and H. E. Romeijn, editors. volume 2 of *Handbook of Global Optimization*. Kluwer Academic Publishers, 2002.
- S. Resnick. *Extreme Values, Regular Variation, and Point Processes*. Springer, New York, NY, 1987.
- H. Royden. *Real Analysis*. Prentice Hall, New York, NY., 1988.

## 6 Appendix

**Proof of Theorem 1:** We first notice that  $\alpha(z_1^*) := \int_{z_1^*}^{\infty} \phi(z) dz$  satisfies the well-known asymptotic

$$\alpha(z_1^*) \sim \phi(z_1^*)/z_1^* \quad (23)$$

as  $z_1^* \rightarrow \infty$ . The assertion in (a) follows upon noticing that  $\mathbb{E}[\hat{\alpha}_{\mathcal{AR}}^2(z_1^*)] = \mathbb{E}[\hat{\alpha}_{\mathcal{AR}}(z_1^*)] = \alpha(z_1^*)$  and that  $\mathbb{E}[\hat{\alpha}_{\mathcal{AR}}^2(z_1^*)] \sim \alpha^{-1}(z_1^*)$  as argued in Section 1.1.

To obtain the result in (b), write

$$\begin{aligned} \mathbb{E}[\hat{\alpha}_{\mathcal{N}}^2(z_1^*)] &= \int_{z_1^*}^{\infty} \left( \frac{\phi(z)}{\phi(z; \mu)} \right)^2 \phi(z; \mu) dz = \frac{1}{2\pi} \exp\{\mu^2\} \int_{z_1^*}^{\infty} \exp\{-\frac{1}{2}(z + \mu)^2\} dz \\ &\sim \frac{1}{2\pi} z_1^{*-1} \exp\{\mu^2 - \frac{1}{2}(z_1^* + \mu)^2\} \end{aligned} \quad (24)$$

and use the expression in (23). Finally, it is easily seen that the relative error  $\mathbb{E}[\hat{\alpha}_{\mathcal{N}}^2(z_1^*)]/\alpha^2(z_1^*)$  is minimized by setting  $\mu = z_1^* + o(z_1^*)$  in the expression for  $\mathbb{E}[\hat{\alpha}_{\mathcal{N}}^2(z_1^*)]/\alpha^2(z_1^*)$ .  $\square$

**Proof of Theorem 3:** Since  $W$  is a random variable having the density  $f_{\lambda(z_1^*)}(x)$  and  $\lambda = \theta z_1^*$ , we can write

$$\begin{aligned} \mathbb{E}[\hat{\alpha}_{\mathcal{O}}^2] &= \left(\frac{1}{2\pi}\right)^d \int_{z_1^*}^{\infty} z_1^{*2p} \frac{\exp\{-w^2\}}{\theta z_1^* \exp\{-\theta z_1^*(w - z_1^*)\}} \eta^2(w - z_1^*)^{2s} dw \\ &= \left(\frac{1}{2\pi}\right)^d \int_{z_1^*}^{\infty} z_1^{*2p} \frac{1}{\theta z_1^*} \exp\{-w^2 + \theta z_1^*(w - z_1^*)\} \eta^2(w - z_1^*)^{2s} dw \\ &= \left(\frac{1}{2\pi}\right)^d \theta z_1^{*-1} \eta^2 \int_{z_1^*}^{\infty} z_1^{*2p} \exp\{-z_1^{*2} - (2 - \theta)z_1^*(w - z_1^*) - (w - z_1^*)^2\} (w - z_1^*)^{2s} dw \\ &= \left(\frac{1}{2\pi}\right)^d \theta^{-1} (2 - \theta)^{-2s-1} z_1^{*2p-2s-2} \eta^2 \exp\{-z_1^{*2}\} \int_0^{\infty} \exp\{-u - \frac{u^2}{(2 - \theta)^2 z_1^{*2}}\} u^{2s} du \\ &\sim \left(\frac{1}{2\pi}\right)^d \theta^{-1} (2 - \theta)^{-2s-1} \Gamma(2s + 1) \eta^2 z_1^{*2p-2s-2} \exp\{-z_1^{*2}\}, \end{aligned} \quad (25)$$

where the last line follows from the application of Lebesgue's dominated convergence theorem (Billingsley 1995) and the definition of the gamma function.

To prove *L.2*, we first see that

$$\mathbb{E}[\hat{\alpha}_{\mathcal{O}}] = \left(\frac{1}{2\pi}\right)^{d/2} \int_{z_1^*}^{\infty} \exp\left\{-\frac{1}{2}w^2\right\} w^p \eta(w - z_1^*)^s \quad (26)$$

$$\sim \left(\frac{1}{2\pi}\right)^{d/2} \Gamma(s+1) z_1^{*p-1-s} \eta \exp\left\{-\frac{1}{2}z_1^{*2}\right\}, \quad (27)$$

where the last asymptotic equivalence (as  $z_1^* \rightarrow \infty$ ) follows from Lemma 1. We also recall, using the notation from (9), that

$$\alpha = \left(\frac{1}{2\pi}\right)^{d/2} \int_{z_1^*}^{\infty} \exp\left\{-\frac{1}{2}w^2\right\} w^p \tilde{v}_p(w - z_1^*)^s + \sum_{i=1}^{p-1} \left(\frac{1}{2\pi}\right)^{d/2} \int_{z_1^*}^{\infty} \exp\left\{-\frac{1}{2}w^2\right\} w^p \tilde{v}_i(w - z_1^*)^s, \quad (28)$$

where as  $t \rightarrow 0$

$$\tilde{v}_p(t) = \eta(t)^s + o(t^s). \quad (29)$$

We see that (29) implies that for given  $\epsilon > 0$ , there exists  $\delta(\epsilon) > 0$  (not dependent on  $z_1^*$ ) such that for all  $|z_1 - z_1^*| \leq \delta(\epsilon)$ ,

$$\left| \frac{\tilde{v}_p(z_1 - z_1^*) - \eta(z_1 - z_1^*)^s}{\eta(z_1 - z_1^*)^s} \right| \leq \epsilon. \quad (30)$$

Combining (26) and (28), we see that

$$\begin{aligned} |\mathbb{E}[\hat{\alpha}_{\mathcal{O}}] - \alpha| &\leq \left(\frac{1}{2\pi}\right)^{d/2} \int_{w-z_1^* \leq \delta(\epsilon)}^{\infty} \exp\left\{-\frac{1}{2}w^2\right\} w^p |\eta(w - z_1^*)^s - \tilde{v}_p(w - z_1^*)| \\ &\quad + \left(\frac{1}{2\pi}\right)^{d/2} \int_{w-z_1^* > \delta(\epsilon)}^{\infty} \exp\left\{-\frac{1}{2}w^2\right\} w^p |\eta(w - z_1^*)^s - \tilde{v}(w - z_1^*)| \\ &\quad + \sum_{i=1}^{p-1} \left(\frac{1}{2\pi}\right)^{d/2} \int_{z_1^*}^{\infty} \exp\left\{-\frac{1}{2}w^2\right\} w^i \tilde{v}_i(w - z_1^*)^s \\ &\triangleq I_1 + I_2 + I_3. \end{aligned} \quad (31)$$

Towards bounding  $I_1$  appearing in (31), we use (30) to write for large enough  $z_1^*$  that

$$\begin{aligned} I_1 &\leq \left(\frac{1}{2\pi}\right)^{d/2} \epsilon \int_{w-z_1^* \leq \delta(\epsilon)}^{\infty} \exp\left\{-\frac{1}{2}w^2\right\} w^p \eta(w - z_1^*)^s \\ &\leq \left(\frac{1}{2\pi}\right)^{d/2} \epsilon \int_{z_1^*}^{\infty} \exp\left\{-\frac{1}{2}w^2\right\} w^p \eta(w - z_1^*)^s \\ &\sim \epsilon \alpha, \end{aligned} \quad (32)$$

where the last step follows from the application of Lemma1 and from the assertion of Theorem 2. To bound the second integral in (31), we note that

$$\begin{aligned} I_2 &\leq \left(\frac{1}{2\pi}\right)^{d/2} \int_{w-z_1^* > \delta(\epsilon)}^{\infty} \exp\left\{-\frac{1}{2}w^2\right\} w^p (\eta(w - z_1^*)^s + \tilde{v}_p(w - z_1^*)) \\ &\sim 2 \left(\frac{1}{2\pi}\right)^{d/2} \Gamma(s+1) (z_1^* + \delta(\epsilon))^{p-1-s} \eta \exp\left\{-\frac{1}{2}(z_1^* + \delta(\epsilon))^2\right\}, \\ &= o(\alpha), \end{aligned} \quad (33)$$

where the last step again follows from the application of Lemma 1 and from the assertion of Theorem 2. From arguments in the proof of Theorem 2, we know that each summand in the expression for  $I_2$  is  $o(\alpha)$  giving us that  $I_3 = o(\alpha)$  as  $z_1^* \rightarrow \infty$ . This last observation along with (32) and (33), and observing that  $\epsilon$  is arbitrary, proves the assertion in L.2.

To prove L.3, we notice after some algebra that

$$\frac{\mathbb{E}[(\hat{\alpha}_{\mathcal{O}} - \alpha)^2]}{\alpha^2} = \frac{\mathbb{E}[\hat{\alpha}_{\mathcal{O}}^2]}{\alpha^2} - 1 + \frac{\mathbb{E}[\hat{\alpha}_{\mathcal{O}} - \alpha]}{\alpha}. \quad (34)$$

We know from the assertion in L.2 that the last term in (34) is  $o(1)$ . We also know from the assertion in L.1 and Theorem 2 that the first term in (34) converges to  $\theta^{-1}(2 - \theta)^{-2s-1}\Gamma(2s + 1)\Gamma^{-2}(s + 1)$ . We conclude from these arguments that the assertion in L.3 holds.  $\square$

**Proof of Lemma 5:** The point  $z_1^*$  represents the nearest point of the set  $\mathcal{S}_{z_1^*, \mathbf{z}}$  to the origin along the  $z_1$ -axis. Recall the volume expansion defined in Assumption 3:

$$v_p(t, \mathbf{c}) = \gamma_p \int \mathbb{I}\{\mathcal{S}_{z_1^*, \mathbf{z}} | t\} \prod_{i=2}^d z_i^{c_i} dz_i = \gamma_p \eta(\mathbf{c}) t^{s(\mathbf{c})} + o(t^{s(\mathbf{c})}), \quad (35)$$

where  $t = (z_1 - z_1^*)$ ,  $\mathbf{c} = (c_2, \dots, c_d)$ , the cross-section set  $\{\mathcal{S}_{z_1^*, \mathbf{z}} | z_1 = z_1^* + t\}$ , and the argument  $\mathbf{c}$  has been included for emphasis.

Part (i): For the translation regime  $\mathcal{S}_{z_1^*, \mathbf{z}} = \{(z_1, \mathbf{z}) | (z_1 - z_1^*, \mathbf{z}) \in \mathcal{S}_{0, \mathbf{z}}\}$ , the set  $\{\mathcal{S}_{z_1^*, \mathbf{z}} | t\} = \{\mathbf{z} | f(\mathbf{z}) \leq t\}$  remains the same as  $z_1^* \rightarrow \infty$ , and the volume expansion follows 35. Theorem 2 gives us that

$$\alpha(z_1^*) \sim \frac{1}{(2\pi)^{d/2}} \gamma_p \eta(\mathbf{c}) \Gamma(s(\mathbf{c}) + 1) (z_1^*)^{p-1-s(\mathbf{c})} \exp\{-\frac{1}{2}z_1^{*2}\}. \quad (36)$$

The second moment of  $\hat{\alpha}_{\mathcal{E}}$  is

$$\begin{aligned} \mathbb{E}[\hat{\alpha}_{\mathcal{E}}^2(z_1^*)] &= \int_{\mathcal{S}_{z_1^*, \mathbf{z}}} \left( \sum_{c_1=1}^p \gamma_{c_1} z_1^{2c_1} \prod_{i=2}^d z_i^{2c_i(c_1)} \right)^2 \frac{\phi^2(z_1)}{f_{z_1^*}^2(z_1)} \left( \prod_{i=2}^d \phi(z_i) \right) d\mathbf{V} dz_1 \\ &\sim \gamma_p^2 \frac{1}{(2\pi)^{(d-1)/2}} \int_{z_1^*}^{\infty} z_1^{2p} \frac{\phi^2(z_1)}{f_{z_1^*}^2(z_1)} v_p(z_1 - z_1^*, 2\mathbf{c}) dz_1 \\ &= \gamma_p^2 \frac{1}{(2\pi)^{(d+1)/2}} \frac{\eta(2\mathbf{c})}{z_1^*} \int_{z_1^*}^{\infty} z_1^{2p} \exp(-z_1^2 + z_1^*(z_1 - z_1^*)) (z_1 - z_1^*)^{s(2\mathbf{c})} dz_1. \end{aligned} \quad (37)$$

Use the substitution  $v = (z_1^*)(z_1 - z_1^*)$ , and apply Lemma 1 (i) to get

$$\mathbb{E}[\hat{\alpha}_{\mathcal{E}}^2(z_1^*)] \sim \gamma_p^2 \frac{1}{(2\pi)^{(d+1)/2}} \eta(2\mathbf{c}) \Gamma(s(2\mathbf{c}) + 1) (z_1^*)^{2p-2-s(2\mathbf{c})} e^{-(z_1^*)^2}.$$

Comparing against  $\alpha^2(z_1^*)$  from (36) gives us the desired growth rate of the relative error of  $\hat{\alpha}_{\mathcal{E}}(z_1^*)$  as:

$$\frac{\mathbb{E}[\hat{\alpha}_{\mathcal{E}}^2(z_1^*)]}{\alpha^2(z_1^*)} \sim \left( \frac{(2\pi)^{(d-1)/2} \eta(2\mathbf{c}) \Gamma(s(2\mathbf{c}) + 1)}{\eta^2(\mathbf{c}) \Gamma^2(s(\mathbf{c}) + 1)} \right) (z_1^*)^{2s(\mathbf{c})-s(2\mathbf{c})}.$$

Part (ii): The key step, as in the analysis above, is in characterizing the volume expansion  $v_p(t, \mathbf{c})$  for the scaled set  $\mathcal{S}_{z_1^*, \mathbf{z}}$ . Using the observation that the cross-sectional set  $\{\mathcal{S}_{z_1^*, \mathbf{z}} | t\} = \{\mathbf{z} | f(\mathbf{z}/z_1^*) \leq t\}$ , substitute  $u_i = z_i/z_1^*$  for  $i = 2, \dots, d$ , to get

$$v_p(z_1 - z_1^*, \mathbf{c}) \sim \eta(\mathbf{c}) (z_1^*)^{-\sum_{i=2}^d (c_i+1)} (z_1 - z_1^*)^{s(\mathbf{c})},$$

where  $\eta(\mathbf{c})$  and  $s(\mathbf{c})$  are the parameters of the volume expansion of the original set  $\mathcal{S}_{0,\mathbf{z}}$  as defined in 35. Thus,  $\alpha(z_1^*)$  in this case follows from 36 as

$$\alpha(z_1^*) \sim \frac{1}{(2\pi)^{d/2}} \gamma_p \eta(\mathbf{c}) \Gamma(s(\mathbf{c}) + 1) (z_1^*)^{p-1-s(\mathbf{c})} (z_1^*)^{-\sum_{i=2}^d (c_i+1)} \exp\{-\frac{1}{2}z_1^{*2}\}. \quad (38)$$

The second moment on the other hand uses  $v_p(z_1 - z_1^*, \mathbf{2c})$  and so is

$$\mathbb{E}[\hat{\alpha}_{\xi}^2(z_1^*)] \sim \gamma_p^2 \frac{1}{(2\pi)^{(d+1)/2}} \eta(\mathbf{2c}) \Gamma(s(\mathbf{2c}) + 1) (z_1^*)^{2p-2-s(\mathbf{2c})} (z_1^*)^{-\sum_{i=2}^d (2c_i+1)} e^{-(z_1^*)^2}. \quad (39)$$

Comparing 39 with 38 gives us

$$\frac{\mathbb{E}[\hat{\alpha}_{\xi}^2(z_1^*)]}{\alpha^2(z_1^*)} \sim \left( \frac{(2\pi)^{(d-1)/2} \eta(\mathbf{2c}) \Gamma(s(\mathbf{2c}) + 1)}{\eta^2(\mathbf{c}) \Gamma^2(s(\mathbf{c}) + 1)} \right) (z_1^*)^{2s(\mathbf{c})-s(\mathbf{2c}) + (d-1)}. \quad \square$$

## 6.1 The Exponential-Twisting Estimator $\hat{\alpha}_{\mathcal{N}}$

How does the performance of the partial information estimators  $\hat{\alpha}_{\xi}$  and  $\hat{\alpha}_{\mathcal{L}}$  compare to the exponential-twisting estimator  $\hat{\alpha}_{\mathcal{N}}$ ? The following result provides the answer.

**Lemma 2.** *Let  $\hat{\alpha}_{\mathcal{N}}(z_1^*)$  estimate  $\alpha(z_1^*) = \mathbb{E}[h(z_1, \mathbf{z}) \mathbb{I}\{(z_1, \mathbf{z}) \in \mathcal{S}_{z_1^*, \mathbf{z}}\}]$ , where*

$$h(z_1, \mathbf{z}) = \sum_{c_1=1}^p \gamma_{c_1} z_1^{c_1} \prod_{i=2}^d z_i^{c_i(c_1)}$$

and all  $c_i > 0$ . Let  $\xi = \left( \frac{(2\pi)^{d/2} \eta(\mathbf{2c}) \Gamma(s(\mathbf{2c})+1)}{2^{s(\mathbf{2c})+1} \eta^2(\mathbf{c}) \Gamma^2(s(\mathbf{c})+1)} \right)$ . Then

- (i) For the translated set  $\mathcal{S}_{z_1^*, \mathbf{z}}$ , as  $z_1^* \rightarrow \infty$ ,  $\frac{\mathbb{E}[\hat{\alpha}_{\mathcal{N}}^2(z_1^*)]}{\alpha^2(z_1^*)} \sim \xi (z_1^*)^{2s(\mathbf{c}) - s(\mathbf{2c}) + 1}$ , and
- (ii) For the scaled set  $\mathcal{S}_{z_1^*, \mathbf{z}}$  as  $z_1^* \rightarrow \infty$ ,  $\frac{\mathbb{E}[\hat{\alpha}_{\mathcal{N}}^2(z_1^*)]}{\alpha^2(z_1^*)} \sim \xi (z_1^*)^{2s(\mathbf{c}) - s(\mathbf{2c}) + 1 + (d-1)}$ .

Thus, for both the translation and scaling regime, the  $\text{RE}(\hat{\alpha}_{\mathcal{N}})/\text{RE}(\hat{\alpha}_{\mathcal{L}}) = O((z_1^*)^{1/2}) \rightarrow \infty$  with  $z_1^*$ .

**Proof of Lemma 2:** We shall show (i), and the proof of (ii) follows similarly as in the proof of Lemma 3. The  $\alpha(z_1^*)$  for the translation regime is given by 36, so we need to calculate the second moment of  $\hat{\alpha}_{\mathcal{N}}(z_1^*)$ . Starting from the step 37 above:

$$\begin{aligned} \mathbb{E}[\hat{\alpha}_{\xi}^2(z_1^*)] &\sim \frac{\gamma_p^2 \eta(\mathbf{2c})}{(2\pi)^{d/2}} \int_{z_1^*}^{\infty} z_1^{2p} \exp\left(-z_1^2 + \frac{(z_1 - z_1^*)^2}{2}\right) (z_1 - z_1^*)^{s(\mathbf{2c})} dz_1 \\ &= \frac{\gamma_p^2 \eta(\mathbf{2c})}{(2\pi)^{d/2}} e^{-(z_1^*)^2} \int_0^{\infty} (t + z_1^*)^{2p} \exp\left\{-\frac{t^2}{2} - 2tz_1^*\right\} t^{s(\mathbf{2c})} dt \\ &= \frac{\gamma_p^2 \eta(\mathbf{2c})}{(2\pi)^{d/2}} e^{-(z_1^*)^2} (z_1^*)^{2p-s(\mathbf{2c})-1} \int_0^{\infty} \left(\frac{u}{(z_1^*)^2} + 1\right)^{2p} \exp\left\{-\frac{u^2}{2(z_1^*)^2} - 2u\right\} u^{s(\mathbf{2c})} du \\ &\sim \frac{\gamma_p^2 \eta(\mathbf{2c})}{(2\pi)^{d/2}} e^{-(z_1^*)^2} (z_1^*)^{2p-s(\mathbf{2c})-1} \int_0^{\infty} \exp\{-2u\} u^{s(\mathbf{2c})} du \\ &= \frac{\gamma_p^2 \eta(\mathbf{2c})}{(2\pi)^{d/2}} e^{-(z_1^*)^2} (z_1^*)^{2p-s(\mathbf{2c})-1} \frac{\Gamma(s(\mathbf{2c}) + 1)}{2^{s(\mathbf{2c})+1}}. \end{aligned}$$

where the second equality substitutes  $t = (z_1 - z_1^*)$ , the third substitutes  $u = tz_1^*$ , the fourth follows from applying the dominated convergence theorem and the last uses the gamma function definition. Comparing this with the  $\alpha(z_1^*)$  gives us the desired result.  $\square$

## 6.2 Properties of the NORTA Transformation $\mathbf{T}$

This section provides some structural properties of the set  $\mathcal{S}_{z_1^*, \mathbf{z}}$  given as the pre-image of the feasible set  $\mathcal{S}_{\mathbf{x}}$  under the NORTA transformation  $\mathbf{T}$ .

**Lemma 3.** *Suppose the constrained sets are defined as  $\mathcal{S}_{\mathbf{x}} = \{\mathbf{x} : l_i(\mathbf{x}) \geq 0, \forall i = 1, \dots, m\}$  and  $\mathcal{S}_{z_1^*, \mathbf{z}} = \{\mathbf{z} : l_i(\mathbf{T}(\mathbf{z})) \geq 0, \forall i = 1, \dots, m\}$ , where each constraint  $l_i$  is continuous in  $\mathbf{x}$ . Further, suppose the set  $\mathcal{S}_{\mathbf{x}}$  is compact. Then:*

- (i)  $\mathcal{S}_{z_1^*, \mathbf{z}}$  is compact.
- (ii) The boundary  $\partial\mathcal{S}_{\mathbf{x}}$  of set  $\mathcal{S}_{\mathbf{x}}$  maps to points on the boundary  $\partial\mathcal{S}_{z_1^*, \mathbf{z}}$  of  $\mathcal{S}_{z_1^*, \mathbf{z}}$ .
- (iii)  $\mathcal{S}_{z_1^*, \mathbf{z}}$  has an interior if  $\mathcal{S}_{\mathbf{x}}$  is full-dimensional.
- (iv) Further, if  $\mathcal{S}_{\mathbf{x}}$  is connected, then so is  $\mathcal{S}_{z_1^*, \mathbf{z}}$ .

**Proof of Lemma 3:** Property (i) follows from the continuity and one-to-one onto nature of the maps  $T_i$  and its inverse  $T_i^{-1}$ . For (ii), note that since  $\mathcal{S}_{\mathbf{x}}$  is closed, there exist sequences in its complement  $\mathcal{S}_{\mathbf{x}}^c$  that converge to  $x^\delta$ , which map to sequences in  $\mathcal{S}_{z_1^*, \mathbf{z}}^c$ . Further, these converge to  $\mathbf{T}^{-1}(x^\delta)$  and hence  $\mathbf{T}^{-1}(x^\delta) \in \partial\mathcal{S}_{z_1^*, \mathbf{z}}$ .

For (iii), consider any point  $x^o$  in the strict interior of  $\mathcal{S}_{\mathbf{x}}$ . For any vector  $v$ , there exists an  $\epsilon > 0$  such that  $\forall t \in (-\epsilon, \epsilon)$ ,  $l_i(x^o + tv) \geq 0, \forall i = 1, \dots, m$ . For any vector  $u$ , taking a Taylor approximation, the point  $z^o + \epsilon u$  satisfies  $l_i(\mathbf{T}(z^o + \epsilon u)) \approx l_i(\mathbf{T}(z^o) + \epsilon v) = l_i(x^o + \epsilon v) \geq 0$  for a sufficiently small  $\epsilon > 0$ , where  $v$  has components  $v_i = u_i \partial T_i(z_i^o) / \partial z_i$ , where the derivative  $\partial T_i(z_i) / \partial z_i$  exists and is non-zero everywhere because  $F_i$  is continuous, strictly increasing and has a non-zero density.

In (iv), for any two points  $x^1, x^2 \in \mathcal{S}_{\mathbf{x}}$ , there exists at least one path between them. By definition, the pre-image of points in  $\mathcal{S}_{\mathbf{x}}$  are in  $\mathcal{S}_{z_1^*, \mathbf{z}}$ . Further, since each point on a path is a limit of a sequence of points on the path, the image of the path is itself a path, giving us (iv).  $\square$

## 6.3 Additional Examples

This section provides two examples. The first shows how the parameters  $\eta, s$  can be estimated for sets with polynomial boundaries. The parameter  $s$  is guessed based on the polynomial terms involved. The second example continues the Gaussian numerical experiment presented in Section 5.1 and provides additional details for the results presented.

**Example 4.** *Suppose that  $\alpha(z_1^*) = \mathbb{E}\{(Z_1^a Z_2^b Z_3^c) \mathbb{I}\{(Z_1, Z_2, Z_3) \in \mathcal{S}_{z_1^*, \mathbf{z}}\}\}$ , where  $(Z_1, Z_2, Z_3)$  is the standard trivariate normal and the set  $\mathcal{S}_{z_1^*, \mathbf{z}}$  is given by  $\mathcal{S}_{z_1^*, \mathbf{z}} := \{(z_1, z_2, z_3) \in \mathbb{R}^3 : z_1 \geq z_1^* + z_2^2 + z_3^4\}$ . Denoting  $\mathcal{S}_{z_1^*, \mathbf{z}}(z_1 - z_1^*) := \{(z_2, z_3) : z_2^2 + z_3^4 \leq z_1 - z_1^*\}$ , we see then that*

$$\begin{aligned} \alpha(z_1^*) &= \frac{1}{(2\pi)^{3/2}} \int_{z_1^*}^{\infty} z_1^a \exp\{-\frac{1}{2}z_1^2\} \int_{\mathcal{S}_{z_1^*, \mathbf{z}}(z_1 - z_1^*)} z_2^b z_3^c \exp\{-\frac{1}{2}(z_2^2 + z_3^4)\} \\ &= \frac{1}{(2\pi)^{3/2}} \int_{z_1^*}^{\infty} z_1^a \exp\{-\frac{1}{2}z_1^2\} g(z_1 - z_1^*), \end{aligned} \quad (40)$$

where

$$g(z_1 - z_1^*) := (z_1 - z_1^*)^{\frac{b}{2} + \frac{c}{4}} \int_{\mathcal{S}_{z_1^*, \mathbf{z}}(1)} \tilde{z}_2^b \tilde{z}_3^c \exp\left\{-\frac{1}{2}\left((z_1 - z_1^*)\tilde{z}_2^2 + (z_1 - z_1^*)^{1/2}\tilde{z}_3^2\right)\right\}$$

upon making the substitution  $\tilde{z}_2 = z_2(z_1 - z_1^*)^{-1/2}$ ,  $\tilde{z}_3 = z_3(z_1 - z_1^*)^{-1/4}$ . We thus see that as  $t \rightarrow 0$ ,

$$g(t) = \eta t^{\frac{b}{2} + \frac{c}{4}} + o(t), \quad \eta = \int_{\mathcal{S}_{z_1^*, \mathbf{z}}(1)} \tilde{z}_2^b \tilde{z}_3^c.$$

Then, to calculate the exact rate at which  $\alpha(z_1^*) \rightarrow 0$  as  $z_1^* \rightarrow \infty$ , we invoke Lemma 1 to obtain

$$\alpha(z_1^*) \sim \frac{\eta}{(2\pi)^{3/2}} \Gamma\left(\frac{b}{2} + \frac{c}{4} + 1\right) z_1^{*a - \frac{b}{2} - \frac{c}{4} - 1} \exp\left\{-\frac{1}{2}z_1^{*2}\right\}.$$

Experiment in Section 5.1 continued. We develop an exact, recursive expression for  $\alpha(z_1^*)$ , which is used in calculating the results presented in Section 5.1 for the multivariate Gaussian problem presented there. If we define  $\alpha_d(z^*) := \mathbb{P}\{\mathbf{Z} \in \mathcal{S}_{\mathbf{z}}\}$ , where  $\mathbf{Z}$  is a  $d$ -dimensional standard Gaussian random vector, then

$$\alpha_d(z^*) = \alpha_{d-1}(z^*) - c_d \sum_{i=0}^{\frac{d-1}{2}-1} \binom{\frac{d-1}{2}-1}{i} \left(-z^* - \frac{1}{2}\right)^{\frac{d-1}{2}-1-i} \int_{z^*+1/2}^{\infty} \frac{e^{-t^2/2} t^i}{\sqrt{2\pi}} dt$$

where  $c_d = \frac{e^{\frac{1}{8} + \frac{z^*}{2}}}{\Gamma(\frac{d-1}{2}+1)2^{\frac{d-1}{2}-1}}$ ,  $\alpha_3(x^*) = \bar{\Phi}(x^*) - e^{\frac{1}{8} + \frac{x^*}{2}} \bar{\Phi}\left(x^* + \frac{1}{2}\right)$ , and

$$\alpha_2(x^*) = \frac{1}{\sqrt{2\pi}} \int_{x^*}^{\infty} e^{-t^2} (1 - 2\bar{\Phi}(\sqrt{t - x^*})) dt.$$