

# Orbital solution and evolutionary state for the eclipsing binary 1SWASP J080150.03+471433.8

M. S. Darwish<sup>1,2</sup>, M. M. Elkhateeb<sup>1,3</sup>, M. I. Nouh<sup>1,3\*</sup>, S. M. Saad<sup>1,2</sup>, M. A. Hamdy<sup>1,2</sup>,  
M. M. Beheary<sup>4</sup>, K. Gadallah<sup>4</sup> and I. Zaid<sup>1,3</sup>

Email: [abdo\\_nouh@hotmail.com](mailto:abdo_nouh@hotmail.com)

Tel: +20 2 25543111

Fax: +202 25548020

<sup>1</sup>Astronomy Dept., National Research Institute of Astronomy and Geophysics, 11421, Box:138, Helwan, Cairo, Egypt.

<sup>2</sup>Kottamia Center of Scientific Excellence in Astronomy and Space Sciences (KCSCE).

<sup>3</sup>Physics Dept., College of Science, Northern Border University, 1320, Arar, Saudi Arabia

<sup>4</sup>Astronomy Dept. and Meteorology, Faculty of Science, Al-Azhar University, Cairo, Egypt

**Abstract:** We present an orbital solution study for the newly discovered system 1SWASP J080150.03+471433.8 by means of new CCD observations in VRI bands. Our observations were carried out on 25 Feb. 2013 using the Kottamia optical telescope at NRIAG, Egypt. 12 new times of minima were estimated and the observed light curves were analysed using the Wilson-Devinney code. The accepted orbital solution reveals that the primary component of is more massive and hotter than the secondary one by about 28<sup>0</sup>K. The system is an over-contact one with fillout ratio ~ 29% and is located at a distance of 195 Pc. The evolutionary status of the system is investigated by means of stellar models and empirical data.

**Keywords:** Short period binaries; Evolution; Orbital solution

## 1. Introduction

The study of short period eclipsing binaries is important for understanding the nature and evolution of low-mass stars and to allow investigation of the cause of the period cut-off (Norton et al, 2011). The system 1SWASP J080150.03+471433.8 (we will further use the short name SWAP08) is one of 53 short period eclipsing binary stars identified by Super WASP project (Norton et al, 2011). The identified list of stars includes 48 new objects with periods < 0.<sup>d</sup>23. The system SWAP08 was classified as a short period W UMa star (p=0.<sup>d</sup>21751) with  $V_{\max} = 13.40$  mag, while the depth of the primary and secondary minima are 0.66 and 0.64 mag respectively. The first photometric observations were obtained for the system after its discovering by Terrill and Gross (2014) during their reclassification for 143 new W UMa

systems identified by Lohr et al. (2013) in the SuperWasp data. They measured complete light curves in the B, V, and I<sub>c</sub> bands and established the first photometric solution for the system.

A photometric study of the eclipsing binary SWAP08 was our goal using new VRI CCD observations. The present paper is a continuation of the series concerning the photometric analysis of the newly discovered eclipsing binaries, Elkhateeb and Nouh (2016), Elkhateeb et al. (2015), Elkhateeb et al. (2015), Elkhateeb and Nouh (2015) and Elkhateeb et al.(2014)

Section 2 is devoted to the observations. In section 3, a light-curve analysis of the system is given. Section 4 deals with the evolutionary state of the two components and section 5 is the conclusions.

## 2. Observations

New CCD observations were carried out in the VRI bands on 25 February 2013 using a 2Kx2K CCD camera attached to the 1.8 m Kottamia optical telescope. Differential photometry was performed with respect to GSC 3408-01475 and GSC 3408-00253, as comparison and check stars, respectively.

A total of 147 measurements were obtained. The corresponding phases of the observed data were calculated using the ephemeris adopted from our observations as:

$$\mathbf{Min\ I = 2456714.3010 + 0.217513 * E} \quad (1)$$

Table 1 lists the magnitude difference (the variable minus the comparison star) in VRI, together with the corresponding Julian date and phase, and these measurements are displayed in Fig. 1. The parameters describing the observed light curves  $\mathbf{D_{max} = (Max\ I - MaxII)}$  and  $\mathbf{D_{min} = (Min\ I - Min\ II)}$  have been measured and listed in Table 2 together with the depth of the primary ( $\mathbf{A_p = (Min\ I - Max\ I)}$ ) and the secondary ( $\mathbf{A_s = (Min\ II - Max\ I)}$ ) minima in the VRI bands. Using the method of Kwee and Van Woerden (1956) a total of 12 new times of primary and secondary minima (six minima estimated from our observations and another six from Terrill and Gross (2014) light curves) were derived by means of the software Minima V2.3 (Nelson 2002) and are listed in Table 2.

## 3. Photometric Analysis

As the light curves of the system, SWAP08 showed deep potentially complete (total/annular ), eclipses, it was selected by Terrell and Gross (2014) for B, V, and  $I_c$  observations. They carried out a first photometric study and a set of light curve parameters were estimated using a W-D code. They fixed the mean surface temperature of star 1 ( $T_1$ ) at 4500  $^{\circ}\text{K}$  based on the APASS (B-V) value and the relatively low interstellar reddening in the field. Terrell and Gross suggest in their conclusion to restudy the system SWAP08 using larger instruments.

Terrell and Gross (2014) noted that the observed light curves for the system SWAP08 show a mild asymmetry between the two maxima in SuperWASP observations which didn't display in their observation. They suggest that may refer to the presence of spot phenomena with a variable in size/or location.

In the present paper, we try to contribute some results that may be added or correct any estimated results by Terrell and Gross based on a photometric analysis for the observed light curves in our VRI observations. Our observations show smooth light curves especially in the two maxima and minima. These regions show some scattering in SuperWASP and Terrell and Gross observations which may have affected their photometric solutions. We applied the photometric parameters estimated by Terrill and Gross to our normalized light curve in the VRI bands which showed that they did not match well, especially in the two maxima of the light curves and the depth of the secondary minimum.

We used the adopted photometric parameters by Terrill and Gross (2014) as initial values through a 2009 version of the Wilson and Devinny code (Nelson 2009), which is based on model atmospheres by Kurucz (1993). Gravity darkening and bolometric albedo exponents for convective envelopes, were  $A_1 = A_2 = 0.5$  (Rucinski, 1969) and  $g_1 = g_2 = 0.32$  (Lucy 1967). Bolometric limb darkening was adopted using tables of Van Hamme (1993) using the logarithmic law for the extinction coefficients. Modifications to some initial values of the parameters (e.g. temperature of the primary component  $T_1 = 4589$ ) were made in order to obtain a good matching between the normalized and theoretical curves. The adjustable parameters for the light curve solution are the orbital inclination ( $i$ ), the mass ratio ( $q$ ), the temperature of the secondary component ( $T_2$ ) and surface potential ( $\Omega$ ). The condition of Mode 3 (over contact mode) in the W-D code was applied and the best photometric fitting was reached after several runs. The estimated parameters (see Table 4) show that the primary component is hotter and more massive than the secondary one, while the temperature difference between the

components is only about  $28^0K$ . Figure 2 displays the observed light curves together with the synthetic curves in VRI.

The spectral type of both components of the system SWAP08 was adopted as K4 (Popper, 1980) according to the parameters of the accepted orbital solution.

The three-dimensional geometric structure of the system SWASP08 was constructed using the Binary Maker 3.03 software Package (Bradstreet and Steelman, 2002) based on the calculated parameters and is displayed in Figure 3.

The empirical  $T_{\text{eff}}$  – mass relation by Harmanec was used to estimate the absolute physical parameters for the components. The resulting mass of the primary component is  $M_1(M_{\odot}) = 0.70 \pm 0.29$  while the mass of the secondary component was calculated directly from the estimated mass ratio of the system ( $q = M_1/M_2$ ) as  $M_2(M_{\odot}) = 0.34 \pm 0.01$ .

The radii  $R_1 (R_{\odot})$  and  $R_2 (R_{\odot})$  of the primary and secondary components, respectively were calculated and listed in Table 5. The distance (d) to the system SWAP08 was calculated by means of the estimated photometric and absolute parameters ( $d = 10^{(m-M_v+5)/5}$ ), where m and  $M_v$  are the apparent and absolute magnitude for the studied system, respectively. The calculations showed that the average distance is 195 pc.

#### **4. Discussion and Conclusion**

New VRI CCD observations for the new eclipsing binary system SWASP08 were carried out and new times of minima were calculated in each filter using the Kwee and Van Woerden (1956) method. A new orbital solution was obtained by analyzing the observed light curves by means of the Wilson-Divenny code (Nelson 2009). The primary component is more massive and hotter by  $\Delta T \approx 28^0K$  than the secondary, and both belong to spectral type K4. The Geometric configuration shows that SWASP08 is an over contact binary with fill out ratio  $\sim 29\%$ . The calculations led to an average distance of 195 Pc. A set of physical parameters was estimated which places the components of the system in the HR diagram.

The computed physical parameters listed in Table 5 are used to investigate the evolutionary state of the systems. For this purpose we used the evolutionary tracks computed by Girardi et al. (2000) for both zero age main sequence stars (ZAMS) and terminal age main sequence stars (TAMS) with metallicity  $Z = 0.019$ . The locations of the two components on the

M-R and M-L diagrams are shown in Figure 4 and Figure 5. The behaviour of the system compatible with the short period binaries that the primary component lies on the ZAMS while the secondary component lies above the TAMS.

To compare the physical parameters with the empirical data, we used the most recent mass-radius relation by Eker et al. (2014) which consists of similar well-known systems, and the mass-luminosity relation (MLR) of Eker et al. (2015). Figures 6 and 7 illustrate these M-R and M-L relations. The primary component of the system shows a good fit with the empirical M-R relation, while the secondary component lies above it as is the case in a quite number of contact binaries of this type. The deviating position of the secondaries is ascribed to energy transfer from primary to secondary through the common convective envelope, as suggested by Lucy (1973). These results are similar to that of the evolutionary tracks, Figures 4 and 5.

**Acknowledgments:** This research has made use of NASA's Astrophysics Data System. This research is supported by grants by Science and Technology Development Fund (STDF) N5217. We are very grateful to the team of Kotamia Astronomical Observatory, Dr. F. I. Elnagahy, M. Ismail, D. El Sayed and I. Helmy. We would like to give thanks to Dr. N. M. Ahmed, D. Fouda, A. Shokry and M. Eldepsy for their helpful discussions and advice. The authors would like to thank the referee for his/her valuable comments.

## REFERENCES

- Bradstreet D., and Steelman, D. 2002, AAS, 201, 7502.
- Eker, Z.; Bilir, S.; Soydugan, F.; Gökçe, E. Yaz; Soydugan, E.; Tüysüz, M.; Şenyüz, T. and Demircan, O., PASA, 31, 24
- Eker, Z.; Soydugan, F.; Soydugan, E.; Bilir, S.; Yaz Gökçe, E.; Steer, I.; Tüysüz, M.; Şenyüz, T., and Demircan, O., 2015, AJ, 149, 131.
- Elkhateeb, M. M.; Nouh, M. I., 2016, New Astronomy, 49, 22.
- Elkhateeb, M. M.; Nouh, M. I.; Nelson, R. H., 2015, New Astronomy, 35, 1.
- Elkhateeb, M. M.; Nouh, M. I., 2015, New Astronomy, 34, 47.
- Elkhateeb, M. M.; Nouh, M. I.; Saad, S. M.; Zaid, I., 2014, New Astronomy, 32, 10.

Elkhateeb, M. M.; Saad, S. M.; Nouh, M. I.; Shokry, A., 2014, *New Astronomy*, Volume 28, 85.

Girardi, L., Bressan, A., Bretelli, G., Chiosi, C., 2000. *A&AS* 141, 371.

Harmanec, P., 1988. *Bull. Astron. Inst. Czechosl.* 39, 329.

Kwee, K., and Van Worden, H., (1956), *BAN*, 12, 327K

Lohr, M. E.; Norton, A. J.; Kolb, U. C.; Maxted, P. F. L.; Todd, I.; West, R. G., 2013, *A&A*, 549, 86.

Lucy, L. B., 1973, *Ap&SS*, 22, 381.

Nelson, R.H., 2002, <http://members.shaw.ca/bob.nelson/software1.htm>.

Nelson, R.H., 2009, <http://members.shaw.ca/bob.nelson/software1.htm>.

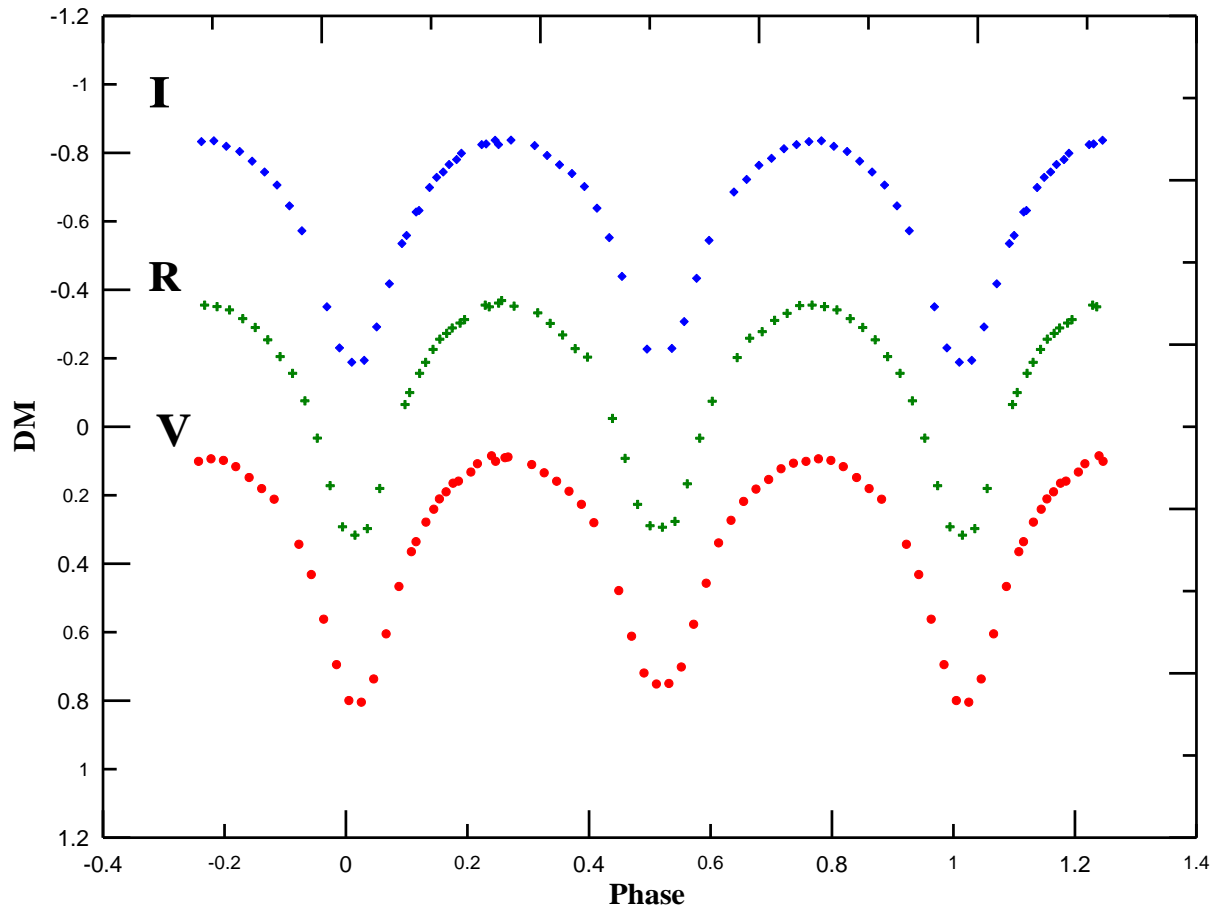
Norton, A.J., Payne, S.G., Evans, T., West, R.G., Wheatley, P.J., Anderson, D.R., Barros, S.C.C., Butters, O.W., Collier Cameron, A., Christian, D.J., Enoch, B., Faedi, F., Haswell, C.A., Hellier, C., Holmes, S., Horne, K.D., Lister, T.A., Maxted, P.F.L., Parley, N., Pollacco, D., Simpson, E.K., Skillen, I., Smalley, B., Southworth, J., Street, R.A., 2011. *A&A* 528, 90.

Popper, D., 1980. *Ann. Rev. Astron. Astrophys.* 18 (115). A.N.Cox (Springer), p.143.

Rucinski, S. 1969, *Acta Astron.* 19, 156.

Terrill, D., and Gross, J., (2014), *IBVS*, 6104.

Van Hamme, W., 1993. *AJ* 106, 2096



**Fig. 1.** Observed light curves of the system SWASP08 in VRI bands

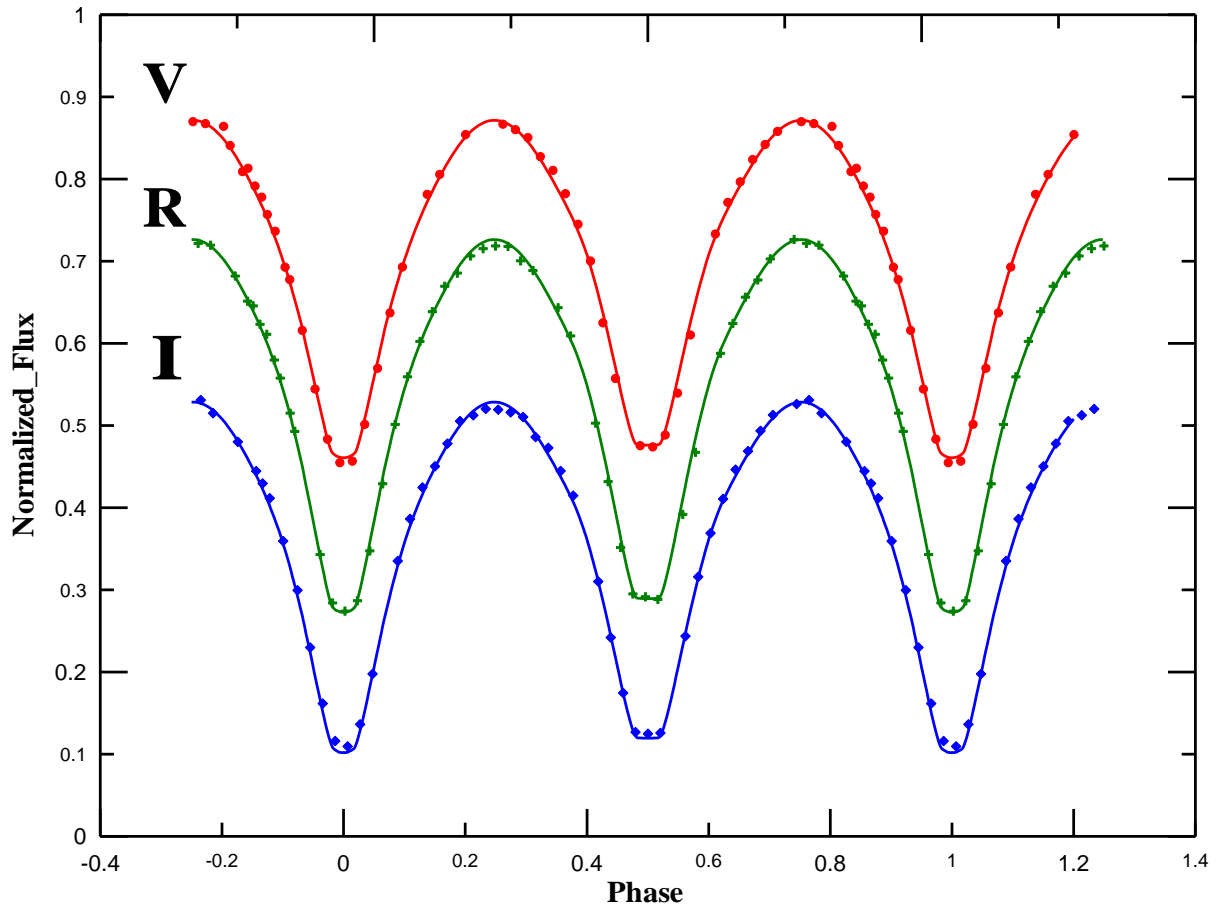
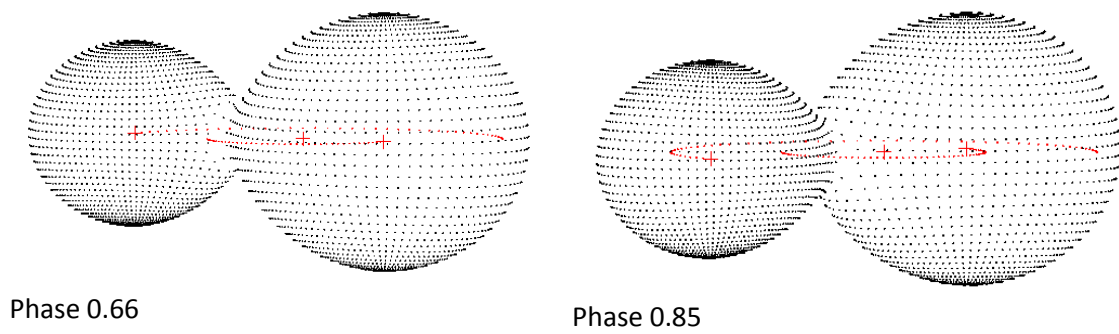
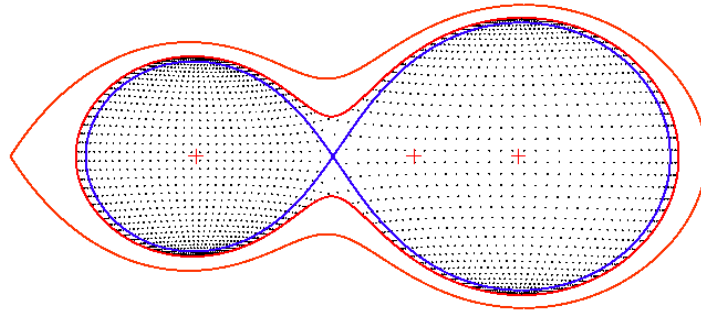


Fig.2. Observed light curves (filled circles), and the synthetic curves (solid line) in VRI bands.







**Fig. 3.** Geometric structure of the binary system SWASP08.

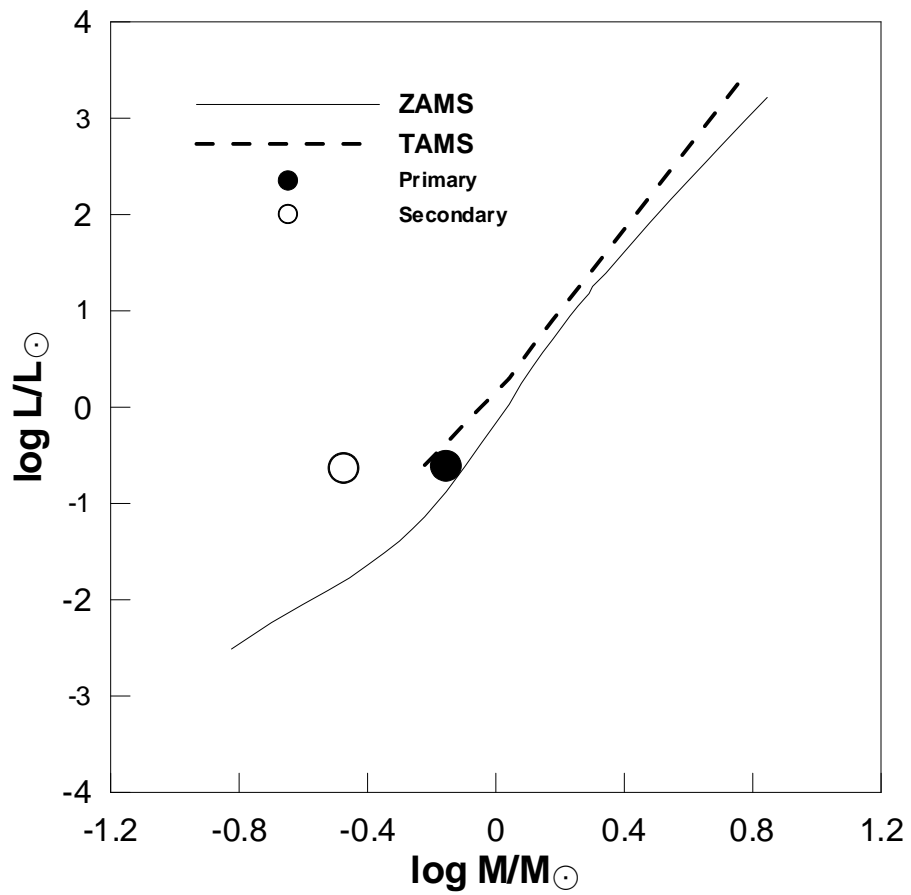


Figure 4: Positions of the two stars of SWASP08 on the theoretical mass–luminosity diagram of Girardi et al. (2000).

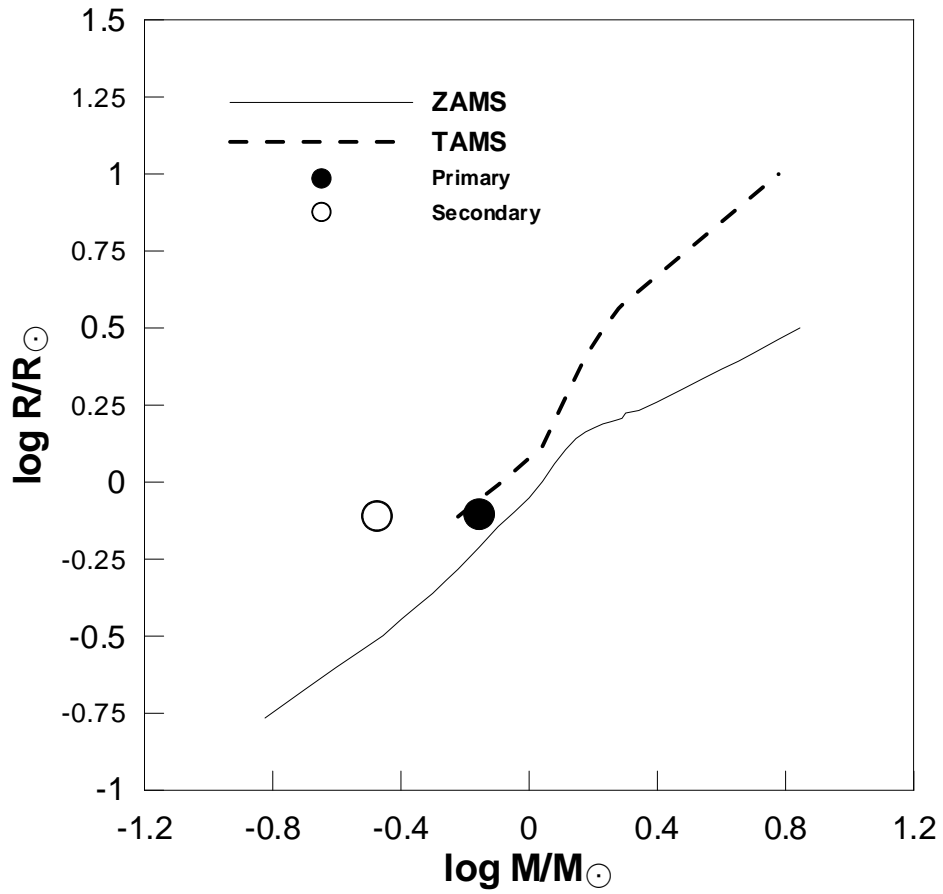


Figure 5: Positions of the two stars of SWASP08 on the theoretical mass–radius diagram of Girardi et al. (2000).

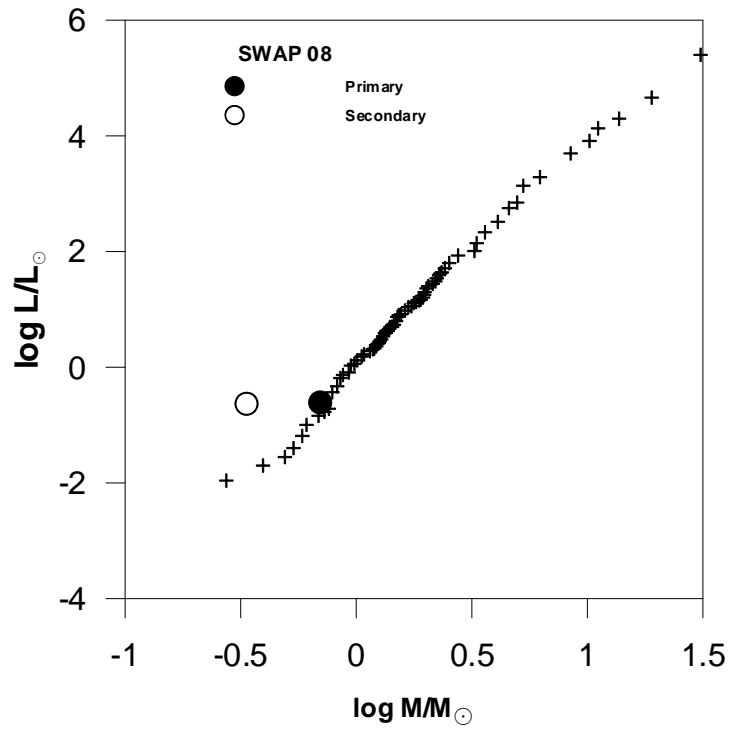


Figure 6: Location of the two stars of SWASP08 on the empirical M-L diagram of Eker et al. (2014).

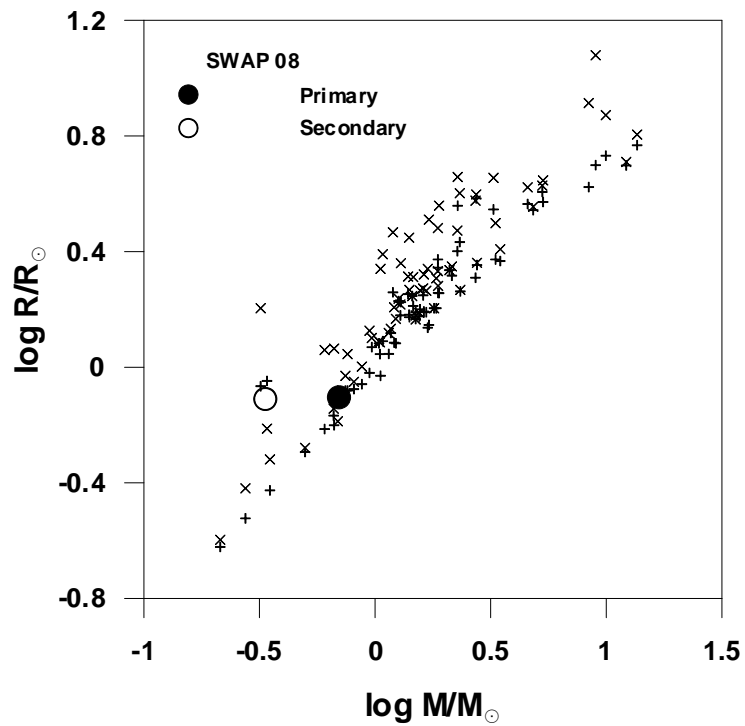


Figure 7: Location of the binary SWASP08 on the empirical M-R diagram of Eker et al. (2014).

Table 1. VRI observational data of the eclipsing binary SWASP08.

JD	$\Delta V$	Error	Phase	JD	$\Delta R$	Error	Phase	JD	$\Delta I$	Error	Phase
2456714.2443	0.0883	0.0034	0.2605	2456714.2466	-0.3634	0.0028	0.2501	2456714.2478	-0.8387	0.0029	0.2444
2456714.2491	0.0829	0.0034	0.2384	2456714.2514	-0.3573	0.0028	0.2280	2456714.2526	-0.8261	0.0029	0.2223
2456714.2542	0.1059	0.0031	0.2152	2456714.2604	-0.3050	0.0029	0.1866	2456714.2616	-0.7824	0.0030	0.1810
2456714.2629	0.1628	0.0036	0.1751	2456714.2652	-0.2747	0.0029	0.1646	2456714.2664	-0.7462	0.0030	0.1589
2456714.2678	0.2087	0.0036	0.1526	2456714.2701	-0.2279	0.0030	0.1422	2456714.2713	-0.7007	0.0029	0.1365
2456714.2726	0.2765	0.0036	0.1304	2456714.2749	-0.1580	0.0029	0.1200	2456714.2761	-0.6292	0.0030	0.1144
2456714.2778	0.3628	0.0037	0.1065	2456714.2801	-0.0669	0.0032	0.0961	2456714.2812	-0.5372	0.0035	0.0909
2456714.2823	0.4644	0.0040	0.0860	2456714.2892	0.1783	0.0034	0.0544	2456714.2857	-0.4198	0.0036	0.0702
2456714.2869	0.6029	0.0042	0.0649	2456714.2936	0.2955	0.0036	0.0340	2456714.2903	-0.2937	0.0037	0.0493
2456714.2913	0.7346	0.0047	0.0445	2456714.2980	0.3145	0.0037	0.0137	2456714.2947	-0.1962	0.0038	0.0289
2456714.2958	0.8024	0.0051	0.0241	2456714.3069	0.1700	0.0035	0.9727	2456714.2992	-0.1905	0.0039	0.0085
2456714.3002	0.7976	0.0050	0.0036	2456714.3115	0.0311	0.0034	0.9516	2456714.3036	-0.2324	0.0038	0.9881
2456714.3137	0.4296	0.0040	0.9417	2456714.3160	-0.0778	0.0032	0.9313	2456714.3081	-0.3523	0.0037	0.9675
2456714.3181	0.3413	0.0038	0.9213	2456714.3204	-0.1580	0.0032	0.9109	2456714.3171	-0.5745	0.0035	0.9262
2456714.3270	0.2096	0.0039	0.8806	2456714.3248	-0.2068	0.0031	0.8904	2456714.3215	-0.6470	0.0035	0.9058
2456714.3315	0.1786	0.0037	0.8600	2456714.3293	-0.2559	0.0032	0.8701	2456714.3259	-0.7080	0.0035	0.8854
2456714.3359	0.1462	0.0037	0.8394	2456714.3337	-0.2919	0.0031	0.8495	2456714.3304	-0.7461	0.0035	0.8649
2456714.3407	0.1144	0.0036	0.8174	2456714.3382	-0.3176	0.0032	0.8289	2456714.3348	-0.7778	0.0035	0.8444
2456714.3451	0.0963	0.0035	0.7971	2456714.3430	-0.3434	0.0031	0.8070	2456714.3393	-0.8059	0.0035	0.8238
2456714.3496	0.0916	0.0036	0.7766	2456714.3474	-0.3529	0.0031	0.7866	2456714.3441	-0.8210	0.0033	0.8019
2456714.3541	0.0990	0.0033	0.7561	2456714.3519	-0.3574	0.0029	0.7661	2456714.3485	-0.8372	0.0034	0.7814
2456714.3585	0.1043	0.0034	0.7355	2456714.3563	-0.3559	0.0029	0.7457	2456714.3530	-0.8349	0.0033	0.7609
2456714.3630	0.1206	0.0036	0.7150	2456714.3608	-0.3333	0.0031	0.7250	2456714.3574	-0.8259	0.0033	0.7405
2456714.3674	0.1520	0.0037	0.6946	2456714.3653	-0.3127	0.0031	0.7045	2456714.3619	-0.8141	0.0034	0.7199
2456714.3720	0.1801	0.0038	0.6738	2456714.3697	-0.2797	0.0033	0.6840	2456714.3664	-0.7859	0.0035	0.6995
2456714.3764	0.2160	0.0039	0.6534	2456714.3742	-0.2606	0.0033	0.6634	2456714.3709	-0.7655	0.0035	0.6787
2456714.3809	0.2712	0.0045	0.6327	2456714.3787	-0.2042	0.0034	0.6428	2456714.3753	-0.7243	0.0037	0.6583
2456714.3854	0.3371	0.0038	0.6122	2456714.3876	-0.0765	0.0031	0.6018	2456714.3798	-0.6876	0.0037	0.6376
2456714.3898	0.4549	0.0037	0.5918	2456714.3921	0.0313	0.0032	0.5811	2456714.3887	-0.5462	0.0034	0.5966
2456714.3943	0.5748	0.0040	0.5712	2456714.3966	0.1647	0.0033	0.5607	2456714.3932	-0.4354	0.0035	0.5760
2456714.3987	0.6996	0.0041	0.5508	2456714.4010	0.2744	0.0034	0.5404	2456714.3977	-0.3090	0.0035	0.5557
2456714.4031	0.7477	0.0043	0.5304	2456714.4055	0.2913	0.0034	0.5198	2456714.4021	-0.2307	0.0036	0.5353
2456714.4076	0.7493	0.0042	0.5098	2456714.4099	0.2871	0.0034	0.4993	2456714.4110	-0.2289	0.0036	0.4943
2456714.4121	0.7171	0.0041	0.4894	2456714.4143	0.2247	0.0033	0.4789	2456714.4199	-0.4413	0.0034	0.4532
2456714.4165	0.6098	0.0038	0.4690	2456714.4188	0.0902	0.0032	0.4584	2456714.4245	-0.5544	0.0035	0.4323
2456714.4211	0.4765	0.0037	0.4479	2456714.4234	-0.0264	0.0031	0.4375	2456714.4289	-0.6406	0.0033	0.4119
2456714.4300	0.2782	0.0034	0.4069	2456714.4323	-0.2055	0.0030	0.3964	2456714.4330	-0.7036	0.0033	0.3913
2456714.4345	0.2246	0.0034	0.3864	2456714.4367	-0.2302	0.0030	0.3760	2456714.4379	-0.7415	0.0033	0.3708
2456714.4389	0.1863	0.0035	0.3660	2456714.4412	-0.2700	0.0030	0.3555	2456714.4423	-0.7672	0.0033	0.3504
2456714.4433	0.1571	0.0034	0.3456	2456714.4456	-0.3039	0.0030	0.3350	2456714.4467	-0.7943	0.0033	0.3300
2456714.4478	0.1324	0.0034	0.3251	2456714.4501	-0.3348	0.0030	0.3146	2456714.4512	-0.8234	0.0034	0.3095
2456714.4523	0.1083	0.0032	0.3046	2456714.4586	-0.3543	0.0030	0.2755	2456714.4597	-0.8391	0.0034	0.2705
2456714.4607	0.0863	0.0034	0.2656	2456714.4630	-0.3704	0.0030	0.2551	2456714.4641	-0.8260	0.0034	0.2500
2456714.4652	0.0988	0.0035	0.2451	2456714.4675	-0.3523	0.0030	0.2347	2456714.4686	-0.8280	0.0034	0.2296
2456714.4740	0.1302	0.0036	0.2045	2456714.4763	-0.3150	0.0032	0.1941	2456714.4774	-0.8009	0.0037	0.1889
2456714.4785	0.1567	0.0038	0.1840	2456714.4807	-0.2904	0.0032	0.1737	2456714.4819	-0.7681	0.0039	0.1685
2456714.4829	0.1880	0.0038	0.1636	2456714.4852	-0.2578	0.0033	0.1533	2456714.4863	-0.7304	0.0036	0.1482
2456714.4873	0.2388	0.0040	0.1433	2456714.4903	-0.1900	0.0035	0.1299	2456714.4926	-0.6337	0.0038	0.1190
2456714.4937	0.3336	0.0042	0.1142	2456714.4960	-0.1019	0.0035	0.1037	2456714.4971	-0.5608	0.0038	0.0987

Table 2. Light curve parameters for the eclipsing binary SWASP08.

Filter	$D_{\max}$	$D_{\min}$	$A_p$	$A_s$
V	$0.0088 \pm 0.0004$	$0.0546 \pm 0.0022$	$0.7195 \pm 0.0294$	$0.6649 \pm 0.0271$
R	$0.0130 \pm 0.0005$	$0.0232 \pm 0.0010$	$0.6849 \pm 0.0280$	$0.6617 \pm 0.0270$
I	$0.0019 \pm 0.0001$	$0.0402 \pm 0.0016$	$0.6486 \pm 0.0265$	$0.6089 \pm 0.0249$

Tables 3. New Times of minima of SWASP08.

Min(I)	Error	Filter	Type	Ref.
2456702.6603	0.0005	V	I	Terrill and Gross (2014)
2456702.7728	0.0004	V	II	Terrill and Gross (2014)
2456702.8819	0.0002	V	I	Terrill and Gross (2014)
2456703.6430	0.0001	V	I	Terrill and Gross (2014)
2456703.7517	0.0002	V	II	Terrill and Gross (2014)
2456703.8611	0.0011	V	I	Terrill and Gross (2014)
2456714.2973	0.0002	V	I	This Paper
2456714.4060	0.0002	V	II	This Paper
2456714.2978	0.0001	R	I	This Paper
2456714.4063	0.0003	R	II	This Paper
2456714.2979	0.0001	I	I	This Paper
2456714.4064	0.0005	I	II	This Paper

Table 4. Photometric solution for SWASP08 in VRI bands.

Parameter	V filter	R filter	I Filter	VRI
A	5500	7000	9000	--
$i(^{\circ})$	$86.89 \pm 0.94$	$86.79 \pm 0.83$	$86.16 \pm 0.95$	$82.70 \pm 0.27$
$g_1 = g_2$	0.32	0.32	0.32	0.32
$A_I = A_2$	0.5	0.5	0.5	0.5
$q = (M_2/M_1)$	$0.4800 \pm 0.0027$	$0.4815 \pm 0.0025$	$0.4738 \pm 0.0016$	$0.4732 \pm 0.0018$
$\Omega$	$2.7516 \pm 0.0070$	$2.7668 \pm 0.0060$	$2.7497 \pm 0.0080$	$2.7641 \pm 0.0046$
$\Omega_{\text{in}}$	2.8488	2.8401	2.8251	2.8239
$\Omega_{\text{out}}$	2.5578	2.5515	2.5407	2.5398
$T_1^{\circ}K$	4589 fixed	4589 fixed	4589 fixed	4589 fixed
$T_2^{\circ}K$	$4561 \pm 4$	$4571 \pm 3$	$4569 \pm 5$	$4581 \pm 3$
$L_1/(L_1+L_2)$	0.6637	0.6609	0.6634	---

$L_2/(L_1+L_2)$	0.3344	0.3391	0.3366	---
r1 pole	$0.4327\pm 0.0031$	$0.4302\pm 0.0029$	$0.4320\pm 0.0032$	$0.4293\pm 0.0027$
r1side	$0.4636\pm 0.0043$	$0.4603\pm 0.0039$	$0.4625\pm 0.0044$	$0.4590\pm 0.0036$
r1back	$0.4978\pm 0.0061$	$0.4935\pm 0.0055$	$0.4958\pm 0.0062$	$0.4910\pm 0.0052$
r2 pole	$0.3123\pm 0.0041$	$0.3102\pm 0.0038$	$0.3094\pm 0.0043$	$0.3064\pm 0.0039$
r2side	$0.3284\pm 0.0052$	$0.3258\pm 0.0047$	$0.3251\pm 0.0053$	$0.3213\pm 0.0048$
r2back	$0.3728\pm 0.0097$	$0.3681\pm 0.0086$	$0.3679\pm 0.0098$	$0.3617\pm 0.0088$
$\Sigma$ (O-C)	0.0018	0.0016	0.0019	0.0073

Table 5. Absolute physical parameters for the system for the system SWASP08.

Element	M ( $M_\odot$ )	R ( $R_\odot$ )	T ( $T_\odot$ )	$L_1(L_\odot)$	$M_{bol}$	Sp. Type.	Dist (pc)
Primary	$0.70\pm 0.29$	$0.80\pm 0.03$	$0.80\pm 0.03$	$0.25\pm 0.01$	$6.27\pm 0.26$	K4	195
Secondary	$0.34\pm 0.01$	$0.78\pm 0.03$	$0.80\pm 0.03$	$0.23\pm 0.01$	$6.32\pm 0.26$		