

LETTER TO THE EDITOR

Search for giant planets in M67 III: excess of hot Jupiters in dense open clusters. ★

A. Brucalassi^{1,2}, L. Pasquini³, R. Saglia^{1,2}, M.T. Ruiz⁴, P. Bonifacio⁵, I. Leão^{3,6}, B.L. Canto Martins⁶, J.R. de Medeiros⁶, L. R. Bedin⁷, K. Biazzo⁸, C. Melo⁹, C. Lovis¹⁰, and S. Randich¹¹

¹ Max-Planck für extraterrestrische Physik, Garching bei München, Germany

² University Observatory Munich, Ludwig Maximilian Universitaet, Scheinerstrasse 1, 81679 Munich, Germany

³ ESO – European Southern Observatory, Karl-Schwarzschild-Strasse 2, 85748 Garching bei München, Germany

⁴ Astronomy Department, Universidad de Chile, Santiago, Chile

⁵ GEPI, Observatoire de Paris, CNRS, Univ. Paris Diderot, Place Jules Janssen 92190 Meudon, France

⁶ Universidade Federal do Rio Grande do Norte, Natal, Brazil

⁷ Istituto Nazionale di Astrofisica, Osservatorio Astronomico di Padova, Padova, Italy

⁸ Istituto Nazionale di Astrofisica, Osservatorio Astronomico di Catania, Catania, Italy

⁹ ESO – European Southern Observatory, Santiago, Chile

¹⁰ Observatoire de Geneve, Sauverny, CH

¹¹ Istituto Nazionale di Astrofisica, Osservatorio Astrofisico di Arcetri, Firenze, Italy

Received / Accepted

ABSTRACT

Since 2008 we used high-precision radial velocity (RV) measurements obtained with different telescopes to detect signatures of massive planets around main-sequence and evolved stars of the open cluster (OC) M67. We aimed to perform a long-term study on giant planet formation in open clusters and determine how this formation depends on stellar mass and chemical composition.

A new hot Jupiter (HJ) around the main-sequence star YBP401 is reported in this work. An update of the RV measurements for the two HJ host-stars YBP1194 and YBP1514 is also discussed. Our sample of 66 main-sequence and turnoff stars includes 3 HJs, which indicates a high rate of HJs in this cluster ($5.6^{+5.4}_{-2.6}\%$ for single stars and $4.5^{+4.5}_{-2.5}\%$ for the full sample). This rate is much higher than what has been discovered in the field, either with RV surveys or by transits. High metallicity is not a cause for the excess of HJs in M67, nor can the excess be attributed to high stellar masses. When combining this rate with the non-zero eccentricity of the orbits, our results are qualitatively consistent with a HJ formation scenario dominated by strong encounters with other stars or binary companions and subsequent planet-planet scattering, as predicted by N-body simulations.

Key words. Exoplanets – Open clusters and associations: individual: M67 – Stars: late-type – Techniques: radial velocities

1. Introduction

Hot Jupiters (HJs) are defined as giant planets ($M_p > 0.3M_{\text{Jup}}$) on short-period orbits ($P < 10$ days). They show an occurrence rate of $\sim 1.2\%$ around Sun-like field stars (Wright et al. 2012; Mayor et al. 2011). These close-in giant planets are highly unlikely to have formed in situ, and it is believed that they form beyond the snow line where solid ices are more abundant, allowing the planet cores to grow several times more massive than in the inner part of the proto-planetary disk before undergoing an inward migration. Of the mechanisms that are able to trigger migration, the two supported most often are dynamical interaction with the circumstellar disk (Goldreich & Tremaine 1980; Lin & Papaloizou 1986; Ward 1997, type II migration) and gravitational scattering caused by other planets (Rasio & Ford 1996; Lin & Ida 1997, planet-planet scattering). Other ideas include violent migration mechanism such as dynamical encounters with a third body (multi-body dynamical interaction). In particular, recent N-body simulations have shown that a planetary system inside a

crowded birth-environment can be strongly destabilized by stellar encounters and dynamical interaction, which also favours the formation of HJs (Davies et al. 2014; Malmberg et al. 2011; Shara et al. 2016). Open clusters (OCs) hold great promise as laboratories in which properties of exoplanets and theories of planet formation and migration can be explored.

In Paper I (Pasquini et al. 2012) we described a radial velocity (RV) survey to detect the signature of giant planets around a sample of main-sequence (MS) and giant stars in M67. The first three planets discovered were presented in Brucalassi et al. (2014). One goal of this project is to investigate whether and how planet formation is influenced by the environment. Recent planet search surveys in OCs support that the statistics in OCs is compatible with the field (Malavolta et al. 2016; Brucalassi et al. 2014; Meibom et al. 2013; Quinn et al. 2014, 2012). In this work we show that for M67 the frequency of HJs is even higher than in the field.

2. Observations and orbital solutions

Of the 88 stars in the original M67 sample, 12 have been found to be binaries (Pasquini et al. 2012). Two additional binaries have recently been discovered (Brucalassi et al. 2016). The final

* Based on observations collected at the ESO 3.6m telescope (La Silla), at the 1.93m telescope of the Observatoire de Haute-Provence (OHP), at the Hobby Eberly Telescope (HET), at the Telescopio Nazionale Galileo (TNG, La Palma) and at the Euler Swiss Telescope.

Table 1. Stellar parameters of the three M67 stars newly found to host planet candidates.

Parameters	YBP401	YBP1194	YBP1514
α (J2000)	08:51:19.05	08:51:00.81	08:51:00.77
δ (J2000)	+11:40:15.80	+11:48:52.76	+11:53:11.51
Spec.type	F9V	G5V	G5V
m_V [mag]	13.70 ^a	14.6 ^a	14.77 ^a
$B - V$ [mag]	0.607 ^a	0.626 ^a	0.680 ^a
M_\star [M_\odot]	1.14±0.02 ^b	1.01±0.02 ^b	0.96±0.01 ^b
log g [cgs]	4.30±0.035 ^d	4.44±0.05 ^c	4.57±0.06 ^d
T_{eff} [K]	6165±64 ^d	5780±27 ^c	5725±45 ^d

Notes. ^(a) Yadav et al. (2008). ^(b) Pietrinferni et al. (2004) and Girardi et al. (2000). ^(c) Önehag et al. (2011). ^(d) Pasquini et al. (2008) and Pace et al. (2012).

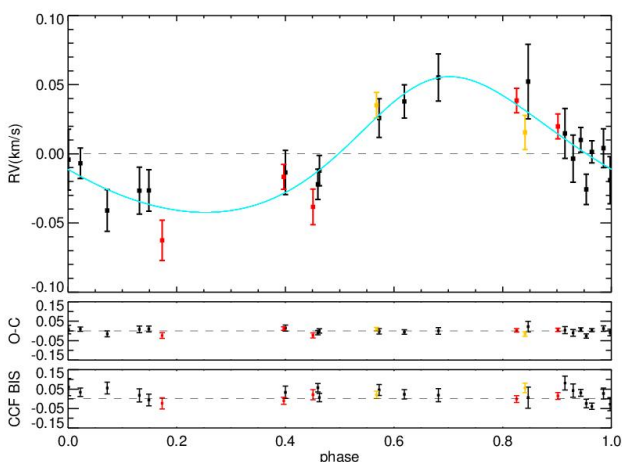


Fig. 1. Phased RV measurements and Keplerian best fit, best-fit residuals, and bisector variation for YBP401. Black dots: HARPS measurements, red dots: SOPHIE measurements, orange dots: HARPS-N measurements.

sample therefore comprises 74 single stars (53 MS and turnoff stars and 21 giants) that are all high-probability members (from proper motion and radial velocity) of the cluster according to Yadav et al. (2008) and Sanders (1977).

The star YBP401 shows significant indications of a HJ companion and is analysed here in detail. We also present an update of the RV measurements for the stars YBP1194 and YBP1514, for which two other HJs were announced in our previous work (Brucalassi et al. 2014).

Basic stellar parameters (V , $B - V$, T_{eff} , log g) with their uncertainties were taken from the literature. A distance modulus of 9.63 ± 0.05 (Pasquini et al. 2008) and a reddening of $E(B - V) = 0.041 \pm 0.004$ (Taylor 2007) were assumed, stellar masses and radii were derived using the 4 Gyr theoretical isochrones from Pietrinferni et al. (2004) and Girardi et al. (2000). The parameters estimated from isochrone fitting agree within the errors with the values adopted from the literature. The main characteristics of the three host stars are listed in Table 1.

The RV measurements were carried out using the HARPS spectrograph (Mayor et al. 2003) at the ESO 3.6m telescope in high-efficiency mode (with $R=90\,000$ and a spectral range of 378–691 nm), with the SOPHIE spectrograph (Bouchy & Sophie Team 2006) at the OHP 1.93 m telescope in high-efficiency mode (with $R=40\,000$ and a range of 387–694 nm), with the HRS spectrograph (Tull 1998) at the Hobby Eberly Telescope (with $R=60\,000$ and a range of 407.6–787.5 nm), and with the HARPS-N spectrograph at the TNG on La Palma of the Canary Islands

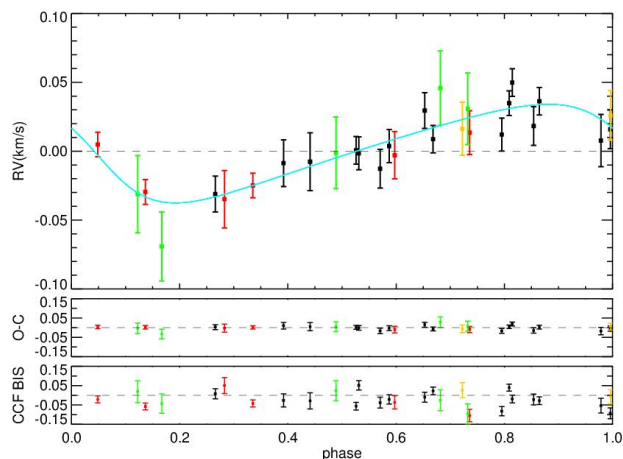


Fig. 2. Phased RV measurements and Keplerian best fit, best-fit residuals, and bisector variation for YBP1194. Same symbols as in Fig.1, green dots: HRS measurements.

(spectral range of 383–693 nm and $R=115\,000$). Additional RV data points for giant stars have been observed between 2003 and 2005 (Lovis & Mayor 2007) with the CORALIE spectrograph at the 1.2 m Euler Swiss telescope.

HARPS, SOPHIE, and HARPS-N are provided with a similar automatic pipeline. The spectra are extracted from the detector images and cross-correlated with a numerical G2-type mask. Radial velocities are derived by fitting each resulting cross-correlation function (CCF) with a Gaussian (Baranne et al. 1996; Pepe et al. 2002). For the HRS, the radial velocities were computed using a series of dedicated routines based on IRAF and by cross-correlating the spectra with a G2 star template (Cappetta et al. 2012). We used nightly observations of the RV standard star HD32923 to correct all observations for each star to the zero point of HARPS (as explained in Pasquini et al. 2012) and to take into account any instrument instability or systematic velocity shifts between runs. An additional correction was applied to the SOPHIE data to consider the low signal-to-noise ratio (S/N) of the observations (Santerne et al. 2012, see Eq.(1)).

The RV measurements of our target stars were studied by computing the Lomb-Scargle periodogram (Scargle 1982; Horne & Baliunas 1986) and by using a Levenberg-Marquardt analysis (Wright & Howard 2009, RVLIN) to fit Keplerian orbits to the radial velocity data. The orbital solutions were independently checked using the Yorbit program (Ségransan et al. 2011) and a simple Markov chain Monte Carlo (MCMC) analysis (see Table 4). We investigated the presence and variability of chromospheric active regions in these stars by measuring the variations of the core of the $H\alpha$ line with respect to the continuum, following a method similar to the one described in Pasquini & Pallavicini (1991). The more sensitive Ca II H and K lines were not accessible because of the low S/N ratio of our observations. For each case we verified the correlation between the RVs and the bisector span of the CCF (calculated following Queloz et al. 2001) or with the full width at half maximum (FWHM) of the CCF.

YBP401. According to Yadav et al. (2008), this F9V MS star has a membership probability of 97% and a proper motion shorter than 6 mas/yr with respect to the average. Vereshchagin et al. (2014) revised the membership list of Yadav et al. (2008) and expressed doubts about the cluster membership for YBP401. However, the RV value considered for YBP401 in Vereshchagin et al. (2014) has an uncertainty of $\sigma = 130 \text{ m s}^{-1}$

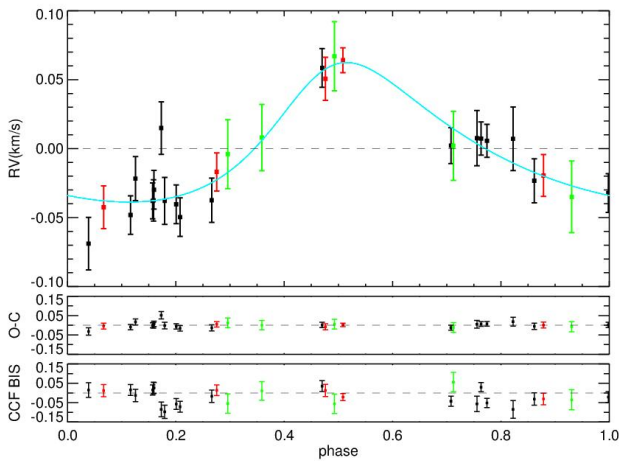


Fig. 3. Phased RV measurements and Keplerian best fit, best-fit residuals, and bisector variation for YBP1514. Same symbols as in Fig.2.

and is not consistent with our measurements by more than 1σ . Recently, Geller et al. (2015) confirmed YBP401 as a single cluster member.

This target has been observed since January 2008: 19 RV points have been obtained with HARPS with a typical S/N of 15 (per pixel at 550 nm) and a mean measurement uncertainty of 15 m s^{-1} including calibration errors. Five additional RV measurements were obtained with SOPHIE and two with HARPS-N, with measurement uncertainties of 9.0 m s^{-1} and 11.0 m s^{-1} , respectively. The final 26 RV measurements of YBP401 show a variability of $\sim 35 \text{ m s}^{-1}$ and an average uncertainty of $\sim 14 \text{ m s}^{-1}$ for the individual RV values. A clear peak is present in the periodogram (see Fig. 4) at 4.08 days. A Keplerian orbit was adjusted to the RV data of YBP401 (see Fig. 1), and the resulting orbital parameters for the planet candidate are reported in Tables 2 and 4. We note that the non-zero eccentricity is consistent with $e=0$ within 2σ and the other parameters change by less than 1σ when fixing $e=0$. We included the eccentricity in the data analysis, which resulted in a better fit ($\chi_{red}^2 \sim 1$) and in reduced RV residuals. However, more precise observations are needed to constrain small non-zero eccentricities and to avoid overinterpreting the results (see discussions in Zakamska et al. 2011; Pont et al. 2011). The residuals have an rms amplitude of $\sim 13 \text{ m s}^{-1}$ and the periodogram of the residuals does not show any clear periodicity when the main signal is removed (see Fig. 4). Neither the bisector span nor the activity index present correlations with the RV variations (see Fig. 5); this excludes activity-induced variations of the shape or the spectral lines as the source of the RV measurements.

YBP1194 and YBP1514. We have now collected 29 measurements for both YBP1194 and YBP1514, spanning seven years. The average RV uncertainty is $\sim 13.0 \text{ m s}^{-1}$ for HARPS and SOPHIE, $\sim 26.0 \text{ m s}^{-1}$ for HRS and $\sim 8.0 \text{ m s}^{-1}$ for HARPS-N. Figures 2 and 3 show the phase-folded data points together with the best-fit solution and the residual over the time. The peak in the periodogram is more pronounced and the RV signal is better determined (see Fig. 4) than in Brucalassi et al. (2014). When the planet signature is removed, the rms of the residuals is $\sim 12.3 \text{ m s}^{-1}$ for YBP1194 and $\sim 14.4 \text{ m s}^{-1}$ for YBP1514.

We note that the resulting updated orbital parameters are consistent within the errors with the previously published data (see Tables 2 and 4).

Table 2. Orbital parameters of the planetary candidates. P : period, T : time at periastron passage, e : eccentricity, ω : argument of periastron, K : semi-amplitude of the RV curve, $m \sin i$: planetary minimum mass, γ : average radial velocity, $\sigma(\text{O-C})$: dispersion of Keplerian fit residuals.

Parameters	YBP401	YBP1194	YBP1514
P [days]	4.087 ± 0.007	6.959 ± 0.001	5.118 ± 0.001
T [JD]	2455974.3 ± 0.5	2455289.98 ± 0.51	2455986.3 ± 0.3
e	0.15 ± 0.08	0.30 ± 0.08	0.28 ± 0.09
ω [deg]	330.17 ± 25.68	99.36 ± 20.47	327.33 ± 16.09
K [m s^{-1}]	49.06 ± 3.50	35.80 ± 3.81	50.06 ± 5.03
$m \sin i$ [M_{Jup}]	0.46 ± 0.05	0.32 ± 0.03	0.40 ± 0.38
γ [km s^{-1}]	33.178 ± 0.006	34.185 ± 0.002	34.058 ± 0.003
$\sigma(\text{O-C})$ [m s^{-1}]	12.74	12.28	14.43

3. Frequency of hot Jupiters in OCs

The most striking result is that with the star YBP401 we have found three HJs around 66 MS and subgiant stars in M67 (53 stars if we only consider single stars). This gives a frequency of HJs of $4.5^{+4.5}_{-2.5}\%$ and $5.6^{+5.4}_{-2.6}\%$. These results also agree with the HJs frequency ($5.5^{+5.5}_{-2.5}\%$) obtained by a Monte Carlo analysis in our parallel work (Brucalassi et al. 2016 sub.). Our values are higher than those derived from the RV surveys around FGK stars ($1.2\% \pm 0.38$ of HJs Wright et al. 2012). The comparison is even more striking when considering that the *Kepler*¹ statistics of HJs is lower, around 0.4% (Howard et al. 2011). However, the comparison between different samples and between simulations and observations is not trivial. The analysis of the *Kepler* and the RV surveys for instance use different selection criteria (radii vs. masses) and different intervals of orbital periods. Dawson & Murray-Clay (2013) showed that the discrepancy might be partially due to the different metallicity of the samples. Another effect to take into account is in the definition of the comparison samples. RV surveys are performed on pre-selected samples that have been corrected for the presence of binaries, while the *Kepler* statistics (and most of the simulations) refer to all FGK stars in the Cygnus field, without any previous selection for binaries. For M67 our survey sample was heavily pre-selected with the aim to eliminate all known and suspected binaries in advance. We therefore expect that when we compare our results on the whole sample ($3/66$ or $4.5^{+4.5}_{-2.5}\%$) with the *Kepler* statistics (0.4%), an upper limit of the planet frequency will be provided, while the comparison of the frequency of the single-star sample ($3/53$ or $5.6^{+5.4}_{-2.6}\%$) is expected to compare well with the 1.2% of the radial velocity surveys because they have gone through a similar selection process. Finally, based on a HJ occurrence rate of 1.2% like for field stars, one or two additional HJs may exist in M67 with a non-negligible probability of 5%.

For several years, the lack of detected planets in OCs was in contrast with the field results, but the recent discoveries (Mala- volta et al. 2016; Brucalassi et al. 2014; Meibom et al. 2013; Quinn et al. 2014, 2012) have completely changed the situation. These results are difficult to reconcile with the early survey of Paulson et al. (2004), who did not detect any HJs around 94 G-M stars of the Hyades cluster. Since the extrapolation from non-detection to non-existence of HJs critically depends on several assumptions such as stellar noise and real measurement errors, constraints on the allocated time, number of observations per star, sampling and planet mass, we cannot state at present whether the discrepancy is real until larger surveys are performed. If we were to add the results of the RV surveys in the OCs M67, Hyades, and Praesepe, we would determine a rate of

¹ <http://kepler.nasa.gov/>

6 out of 240 HJs per surveyed stars (including some binaries), which is a high percentage when compared to 10 out of 836 HJ per surveyed stars in the field sample of Wright et al. (2012). We can conclude that, contrary to early reports, the frequency of HJs discovered in the three OCs subject of recent RV surveys is higher than amongst the field stars. To explain the high frequency of HJs in M67, Hyades, and Praesepe, we may argue that the frequency of HJs depends on stellar metallicity, mass, or on dynamical history, and therefore environment. The dependence of planet frequency on stellar metallicity is complex: even if established very early (Johnson et al. 2010; Udry & Santos 2007; Fischer & Valenti 2005; Santos et al. 2004), a real correlation seems to be present only for Jupiters around MS stars, while it does not hold for giant planets around evolved stars (Pasquini et al. 2007) or for low-mass planets (Mayor et al. 2011). Both Hyades and Praesepe are metal rich (Pace et al. 2008; Dutra-Ferreira et al. 2015), and this may explain the higher frequency of HJs in these clusters, but this is not the case of M67, which has a well-established solar metallicity and abundance pattern (Randich et al. 2005). The hypothesis that the high frequency of HJs in M67 or in OCs in general originates from the higher mass of the host star can be also excluded: the stars hosting HJs in M67 all have masses around one solar mass, which is very similar to the masses of the HJ hosts discovered in the field. A similar argument holds for the stars hosting HJs in Praesepe and in the Hyades.

Finally, environment is left as the most suitable option to explain the HJs excess. It has been suggested that dense birth-environments such as stellar clusters can have a significant effect on the planet formation process and the resulting orbital properties of single planets or planetary systems. Close stellar fly-by or binary companions can alter the structure of any planetary system and may also trigger subsequent planet-planet scattering over very long timescales (Davies et al. 2014; Malmberg et al. 2011). This leads to the ejection of some planets, but it also seems to favour the conditions for the formation of HJs (Shara et al. 2016). As predicted by such mechanisms, M67 HJs show orbits with non-zero eccentricity, which is also true for the HJ found in the Hyades. The importance of the encounters is primarily determined by the local stellar density, the binary fraction, the collisional cross-section of the planetary system, and the timescale on which the planet is exposed to external perturbations. Malmberg et al. (2011) produced simulations for a cluster of 700 stars and an initial half-mass radius of 0.38 parsecs, showing that a non-negligible number of stars spend long enough as a binary system and also that the majority of the stars is affected by at least one fly-by. M67 has more than 1400 stars at present, it is dominated by a high fraction of binaries (Davenport & Sandquist 2010) after losing at least three quarters of its original stellar mass, and has suffered mass segregation. Shara et al. (2016) have recently completed N-body simulations for a case similar to the one of M67, but with only a 10% of binaries, finding that HJs can be produced in 0.4% of cluster planetary systems when only considering initial fly-by encounters. This fraction is smaller than what we find in M67, and the influence of other migration mechanisms probably needs to be considered as well to explain our results. However, the same authors acknowledged that a higher fraction of binaries will strongly enhance the probability of HJ formation and therefore their frequency. Given that the binary fraction of M67 stars is currently very high (Pasquini et al. 2012; Mathieu et al. 1990) and that models show that it must also have been high at the origin (Hurley et al. 2005), the high fraction of M67 HJs seems to qualitatively agree with the N-body simulations. The same simulations predict that after

5 Gyr the percentage of stars hosting HJs retained by the cluster is substantially higher than the percentage of stars not hosting HJs. Two factors can contribute to enhance HJ planet formation: the capability of producing HJs, and the capability of the cluster to retain stars hosting HJs. The interaction takes part well within the first Gyr of the cluster lifetime, so that the stars with HJs do not require to still have a stellar companion at the age of M67. Geller et al. (2015) reported no evidence for nearby companions at the present epoch. Finally, considering that about one of ten HJs produces a transit, we suggest to carefully examine the *Kepler*/K2 observations (Howell et al. 2014) for any transit.

Acknowledgements. LP acknowledges the Visiting Researcher program of the CNPq Brazilian Agency, at the Fed. Univ. of Rio Grande do Norte, Brazil. RPS thanks ESO DGDF, the HET project, the PNPS and PNP of INSU - CNRS for allocating the observations. MTR received support from PFB06 CATA (CONICYT).

References

- Baranne, A., Queloz, D., Mayor, M., et al. 1996, *A&AS*, 119, 373
 Bouchy, F. & Sophie Team. 2006, in Tenth Anniversary of 51 Peg-b, ed. L. Arnold, F. Bouchy, & C. Moutou, 319–325
 Brucalassi, A., Pasquini, L., Saglia, R., et al. 2014, *A&A*, 561, L9
 Cappetta, M., Saglia, R. P., Birkby, J. L., et al. 2012, *MNRAS*, 427, 1877
 Davenport, J. R. A. & Sandquist, E. L. 2010, *ApJ*, 711, 559
 Davies, M. B., Adams, F. C., Armitage, P., et al. 2014, *Prot. and Planets VI*, 787
 Dawson, R. I. & Murray-Clay, R. A. 2013, *ApJ*, 767, L24
 Dutra-Ferreira, L., Pasquini, L., Smiljanic, R., et al. 2015, *ArXiv e-prints*
 Fischer, D. A. & Valenti, J. 2005, *ApJ*, 622, 1102
 Geller, A. M., Latham, D. W., & Mathieu, R. D. 2015, *AJ*, 150, 97
 Girardi, L., Bressan, A., Bertelli, G., & Chiosi, C. 2000, *A&AS*, 141, 371
 Goldreich, P. & Tremaine, S. 1980, *ApJ*, 241, 425
 Horne, J. H. & Baliunas, S. L. 1986, *ApJ*, 302, 757
 Howard, A. W., Marcy, G. W., Bryson, S. T., et al. 2011, *ApJ*
 Howell, S. B., Sobeck, C., Haas, M., et al. 2014, *PASP*, 126, 398
 Hurley, J. R., Pols, O. R., Aarseth, S. J., & Tout, C. A. 2005, *MNRAS*, 363, 293
 Johnson, J. A., Aller, K. M., et al. 2010, *PASP*, 122, 905
 Lin, D. N. C. & Ida, S. 1997, *ApJ*, 477, 781
 Lin, D. N. C. & Papaloizou, J. 1986, *ApJ*, 309, 846
 Lovis, C. & Mayor, M. 2007, *A&A*, 472, 657
 Malavolta, L., Nascimbeni, V., Piotto, G., et al. 2016, *A&A*, 588, A118
 Malmberg, D., Davies, M. B., & Heggie, D. C. 2011, *MNRAS*, 411, 859
 Mathieu, R. D., Latham, D. W., & Griffin, R. F. 1990, *AJ*, 100, 1859
 Mayor, M., Marmier, M., Lovis, C., et al. 2011, *ArXiv: 1109.2497*
 Mayor, M., Pepe, F., Queloz, D., et al. 2003, *The Messenger*, 114, 20
 Meibom, S., Torres, G., Fressin, F., et al. 2013, *Nature*, 499, 55
 Önehag, A., Korn, A., Gustafsson, B., et al. 2011, *A&A*, 528, A85
 Pace, G., Castro, M., Meléndez, J., et al. 2012, *A&A*, 541, A150
 Pace, G., Pasquini, L., & François, P. 2008, *A&A*, 489, 403
 Pasquini, L., Biazzo, K., Bonifacio, P., et al. 2008, *A&A*, 489, 677
 Pasquini, L., Brucalassi, A., Ruiz, M. T., et al. 2012, *A&A*, 545, A139
 Pasquini, L., Döllinger, M. P., Weiss, A., et al. 2007, *A&A*, 473, 979
 Pasquini, L. & Pallavicini, R. 1991, *A&A*, 251, 199
 Paulson, D. B., Saar, S. H., Cochran, W. D., & Henry, G. W. 2004, *AJ*, 127, 1644
 Pepe, F., Mayor, M., Galland, F., et al. 2002, *A&A*, 388, 632
 Pietrinferni, A., Cassisi, S., Salaris, M., & Castelli, F. 2004, *ApJ*, 612, 168
 Queloz, D., Henry, G. W., Sivan, J. P., et al. 2001, *A&A*, 379, 279
 Quinn, S. N., White, R. J., Latham, D. W., et al. 2012, *ApJ*, 756, L33
 Quinn, S. N., White, R. J., Latham, D. W., et al. 2014, *ApJ*, 787, 27
 Randich, S., Bragaglia, A., Pastori, L., et al. 2005, *The Messenger*, 121, 18
 Rasio, F. A. & Ford, E. B. 1996, *Science*, 274, 954
 Sanders, W. L. 1977, *A&AS*, 27, 89
 Santerne, A., Díaz, R. F., Moutou, C., et al. 2012, *A&A*, 545, A76
 Santos, N. C., Israeli, G., & Mayor, M. 2004, *A&A*, 415, 1153
 Scargle, J. D. 1982, *ApJ*, 263, 835
 Shara, M. M., Hurley, J. R., & Mardling, R. A. 2016, *ApJ*, 816, 59
 Taylor, B. J. 2007, *AJ*, 133, 370
 Tull, R. G. 1998, in *SPIE Conf. Series*, ed. S. D’Odorico, Vol. 3355, 387–398
 Udry, S. & Santos, N. C. 2007, *ARA&A*, 45, 397
 Vereshchagin, S. V., Chupina, N. V., Sariya, D. P., et al. 2014, *New A*, 31, 43
 Ward, W. R. 1997, *Icarus*, 126, 261
 Wright, J. T. & Howard, A. W. 2009, *ApJS*, 182, 205
 Wright, J. T., Marcy, G. W., Howard, A. W., et al. 2012, *ApJ*, 753, 160
 Yadav, R. K. S., Bedin, L. R., Piotto, G., et al. 2008, *A&A*, 484, 609

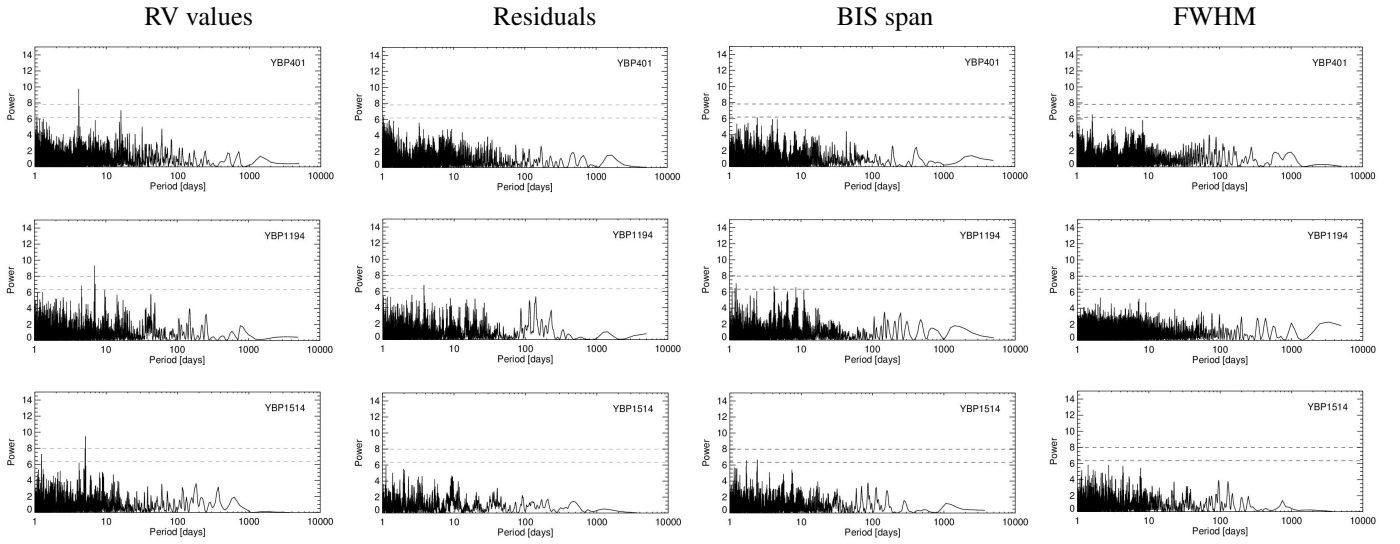


Fig. 4. Top: Lomb-Scargle periodogram of the RV measurements, residuals, bisector span, and FWHM for YBP401. Central: Same plots for YBP1194. Bottom: same plots for YBP1514. The dashed lines correspond to 5% and 1% false-alarm probabilities, calculated according to Horne & Baliunas (1986) and white noise simulations.

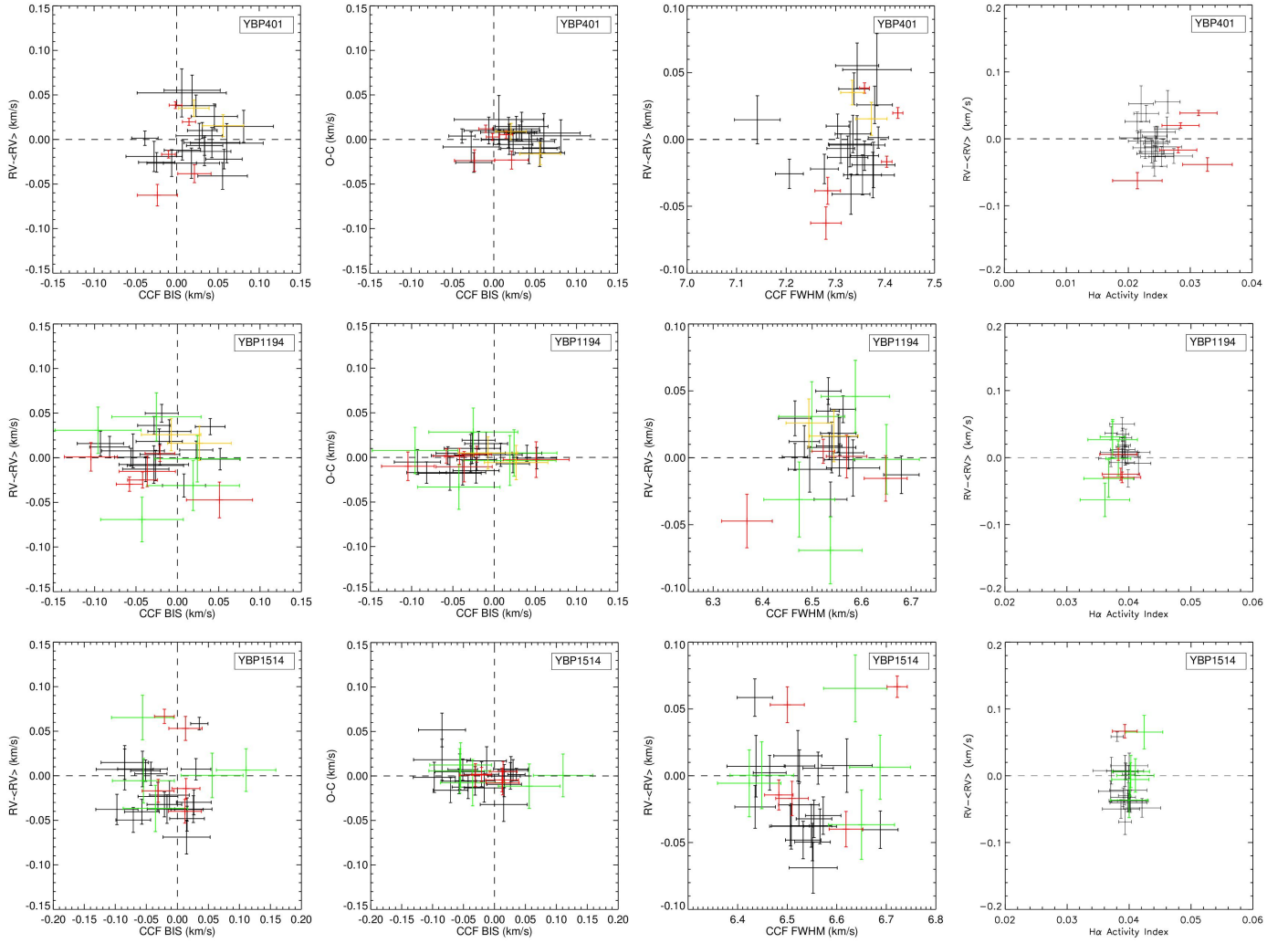


Fig. 5. Top: RV measurements versus bisector span, residuals versus bisector span, RV measurements versus CCF FWHM and RV measurements versus H α activity indicator for YBP401. The H α activity indicator is computed as the area below the core of H α line with respect to the continuum. CCF FWHM values are calculated by subtracting the respective instrumental FWHM in quadrature. Same symbols as in Fig. 2. Middle: The same plots for YBP1194. Bottom: The same plots for YBP1514.

Table 3. RV measurements, RV uncertainties, bisector span, and ratio of the H α core with respect to the continuum (see Pasquini & Pallavicini 1991) for YBP401. All the RV data points are corrected to the zero point of HARPS.

BJD (-2450000)	RV (km s ⁻¹)	σ_{obs} (km s ⁻¹)	BIS span (km s ⁻¹)	H α ratio	instrument
4491.3462	33.2165	0.0089	-0.0013333	0.03133	SOPHIE
4855.6494	33.1522	0.0110	-0.0241850	0.02735	HARPS
4859.5234	33.1978	0.0089	0.0150000	0.02843	SOPHIE
4861.8052	33.1559	0.0110	0.0573989	0.02435	HARPS
5190.8584	33.1793	0.0080	-0.0384314	0.02154	HARPS
5627.7314	33.2302	0.0270	0.0061686	0.02206	HARPS
5946.8267	33.1927	0.0180	0.0812266	0.02624	HARPS
5967.6030	33.1589	0.0170	-0.0273837	0.02377	HARPS
5978.5732	33.2331	0.0170	0.0187173	0.02635	HARPS
5985.5850	33.1612	0.0090	-0.0098333	0.02806	SOPHIE
6245.8511	33.1369	0.0150	0.0556374	0.02424	HARPS
6269.7925	33.1744	0.0170	0.0426396	0.02201	HARPS
6302.7832	33.1737	0.0220	0.0607550	0.02471	HARPS
6308.7578	33.1658	0.0110	0.0069258	0.02561	HARPS
6323.7534	33.1513	0.0170	0.0179823	0.02399	HARPS
6333.7314	33.2038	0.0140	0.0456952	0.02144	HARPS
6682.6787	33.1879	0.0090	0.0310414	0.02459	HARPS
6694.5210	33.1934	0.0124	0.0562494	-	HARPS-N
6697.4912	33.2130	0.0092	0.0208414	-	HARPS-N
6715.7002	33.1711	0.0110	0.0338823	0.02443	HARPS
6719.6357	33.1821	0.0140	0.0273266	0.02430	HARPS
6720.4028	33.1154	0.0145	-0.0233333	0.02147	SOPHIE
6721.5381	33.1395	0.0129	0.0215000	0.03277	SOPHIE
6977.8101	33.1514	0.0150	-0.0060115	0.02535	HARPS
6978.8369	33.1645	0.0160	0.0337306	0.02274	HARPS
6983.8188	33.2158	0.0120	0.0234168	0.02289	HARPS

Table 4. Orbital parameters of the planetary candidates using a simple MCMC analysis to fit Keplerian orbits to the RV data. We considered as free parameters the orbital period P , the time of transit T_c , the radial velocity semi-amplitude K , the centre-of-mass velocity γ , and the orthogonal quantities $\sqrt{e} \cos \omega$ and $\sqrt{e} \sin \omega$, where e is the eccentricity and ω is the argument of periastron. We quote the mode of the resulting parameter distributions as the final value and the 68.3% interval with equal probability density at the $\pm 1\sigma$ bound to derive the uncertainty. T : time at periastron passage, K : semi-amplitude of the RV curve, $m \sin i$: planetary minimum mass.

Parameters	YBP401	YBP1194	YBP1514
P [days]	4.0873 ^{+0.0003} _{-0.0002}	6.959 ^{+0.001} _{-0.001}	5.1189 ^{+0.0008} _{-0.0007}
T [JD]	2455974.23 ^{+0.49} _{-0.49}	2455290.0 ^{+0.4} _{-0.3}	245986.34 ^{+0.28} _{-0.20}
e	0.141 ^{+0.112} _{-0.113}	0.294 ^{+0.077} _{-0.056}	0.332 ^{+0.133} _{-0.127}
ω [deg]	-31.69 ^{+43.0} _{-54.0}	99.14 ^{+16.0} _{-16.0}	-34.76 ^{+17.35} _{-14.26}
$\sqrt{e} \sin \omega$	-0.197 ^{+0.152} _{-0.166}	0.535 ^{+0.061} _{-0.064}	-0.329 ^{+0.134} _{-0.136}
$\sqrt{e} \cos \omega$	0.319 ^{+0.104} _{-0.242}	-0.086 ^{+0.186} _{-0.171}	0.474 ^{+0.092} _{-0.086}
K [m s ⁻¹]	48.911 ^{+5.0} _{-6.0}	35.607 ^{+2.2} _{-4.0}	50.97 ^{+3.0} _{-3.0}
$m \sin i$ [M_{Jup}]	0.41 ^{+0.06} _{-0.04}	0.32 ^{+0.3} _{-0.2}	0.42 ^{+0.03} _{-0.02}
γ [km s ⁻¹]	33.172 ^{+0.003} _{-0.004}	34.185 ^{+0.002} _{-0.002}	34.058 ^{+0.003} _{-0.003}