

Shedding light on the black hole mass spectrum

M. Spera¹, N. Giacobbo², and M. Mapelli^{1,3}

¹ Istituto Nazionale di Astrofisica – Osservatorio Astronomico di Padova, Vicolo dell’Osservatorio 5, I-35122 Padova, Italy, e-mail: mario.spera@oapd.inaf.it

² Università degli Studi di Padova, Vicolo dell’Osservatorio 3, I-35122, Padova, Italy

³ INFN, Milano Bicocca, Piazza della Scienza 3, I-20126, Milano, Italy

Abstract. The mass spectrum of stellar black holes (BHs) is highly uncertain. Theoretical models of BH formation strongly depend on the efficiency of stellar winds of the progenitor star and on the supernova (SN) explosion mechanism. We discuss the BH mass spectrum we obtain using SEVN, a new public population-synthesis code that includes up-to-date stellar-wind prescriptions and several SN explosion models. Our models indicate a sub-solar metallicity environment for the progenitors of the gravitational wave source GW150914. We show that our models predict substantially larger BH masses (up to $\sim 100 M_{\odot}$) than other population synthesis codes, at low metallicity. In this proceeding, we also discuss the impact of pair-instability SNe on our previously published models.

Key words. Black hole physics – Stars: evolution – Methods: numerical – Gravitational waves – Galaxies: clusters: general

1. Introduction

Stellar-mass black holes (BHs) play a key role on a plethora of astrophysical processes, such as gravitational wave (GW) emission and X-ray binaries. Despite their crucial importance in astrophysics, the mass spectrum of BHs is still matter of debate. From the observational point of view the confirmed stellar-mass BHs are few tens and accurate dynamical mass measurements are available only for ~ 20 objects. Dynamically measured BH masses in the Milky Way are all smaller than $\sim 15 M_{\odot}$ (Özel et al. 2010). Still, the recent detection of the gravitational wave (GW) signal emitted by two merging BHs with masses $29_{-4}^{+4} M_{\odot}$ and $36_{-4}^{+5} M_{\odot}$ (Abbott et al. 2016a,b) proves that massive BHs (i.e. BHs with mass $> 25 M_{\odot}$, Mapelli et al. 2009) exist.

From a theoretical point of view, the link between progenitor stars and their compact remnants depends on two fundamental ingredients: (i) the mass loss of massive stars through stellar winds; (ii) the supernova (SN) explosion mechanism. Both the models of SN explosion (e.g. Fryer et al. 2012; Ertl et al. 2016) and the theory of massive star evolution (e.g. Tang et al. 2014) were deeply revised in the last few years, especially for what concerns the evolution of massive stars ($m > 30 M_{\odot}$) at low metallicity ($Z < 0.1 Z_{\odot}$). For these reasons, population synthesis codes that aim at studying the BH mass spectrum must account for up-to-date models for both SN explosions and stellar evolution.

Here we discuss the BH mass spectrum we obtained with SEVN (acronym for ‘Stellar EVolution for N-body codes’), a population-

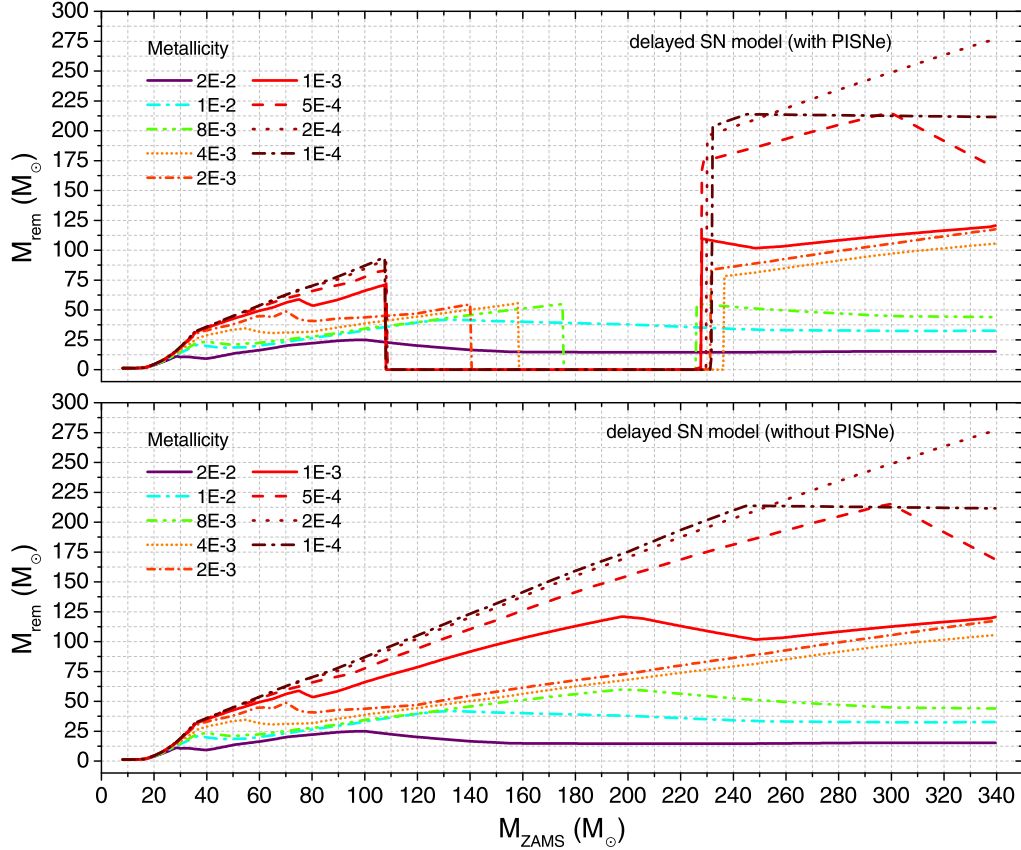


Fig. 1. Mass of the compact remnant (M_{rem}) as a function of the initial mass of the star (M_{ZAMS}), for various metallicities. The curves have been obtained using SEVN and the delayed SN explosion model. Top (bottom) panel: PISNe are (not) included.

synthesis tool we recently developed (Spera et al. 2015). In particular, we describe a new version of SEVN, which includes a simple treatment of pair-instability supernovae (PISNe).

2. Description of SEVN

SEVN is a new tool that couples up-to-date stellar evolution recipes with several SN explosion prescriptions to study the link between progenitor stars and their compact remnants. SEVN includes stellar evolution recipes by means of tabulated stellar isochrones, for a grid of masses and metallicities. SEVN reads and interpolates the input tables on the fly. This strategy makes SEVN versatile. By default,

SEVN includes the PARSEC stellar evolution isochrones (Bressan et al. 2012; Tang et al. 2014; Chen et al. 2014).

SEVN implements five SN explosion models. Three of them are described in detail by Fryer et al. (2012): (i) the model implemented in the STARTRACK population-synthesis code (see Belczynski et al. 2008); (ii) the *rapid* supernova model; (iii) the *delayed* supernova model. In these models, the mass of the compact remnant depends only on the final properties of the progenitor star, by means of the final Carbon-Oxygen core mass (M_{CO}) and of the final (pre-SN) mass of the star. We also included two more sophisticated SN explosion recipes, based on the compactness of the star at the

edge of the iron core (described in O’Connor & Ott 2011 and Ertl et al. 2016).

SEVN can be coupled with several N-body codes, including STARLAB (Portegies Zwart et al. 2001) and HIGPUS (Capuzzo-Dolcetta et al. 2013). More details about SEVN can be found in Spera et al. (2015).

In this proceeding we describe a revised version of SEVN, where we implemented recipes for pair-instability supernovae (PISNe). Specifically, we assume that stars with $M_{\text{CO}} \gtrsim 45M_{\odot}$ (Helium mass $\gtrsim 65M_{\odot}$) undergo a PISN and disintegrate, without leaving any compact remnant. Stars with Helium mass above $\sim 135M_{\odot}$ collapse directly into a BH (Heger et al. 2003).

3. Results

Fig. 1 shows the mass spectrum of compact remnants as a function of the zero-age main sequence mass M_{ZAMS} of their progenitors (up to $350M_{\odot}$), for different values of metallicity. To obtain the curves shown in Fig. 1, we used the delayed SN model (Fryer et al. 2012). In the top panel we also include the effect of PISNe (Heger et al. 2003), which is omitted in the bottom panel. Thus, Fig. 1 is an updated version of Fig. 6 of Spera et al. (2015), in which PISNe were not included, and only stars with M_{ZAMS} up to $150M_{\odot}$ were considered.

Fig. 1 confirms that the lower the metallicity is, the higher the mass of the heaviest compact remnant. The maximum BH mass ($M_{\text{BH,max}}$) is $\sim 25M_{\odot}$ and $\sim 275M_{\odot}$, at $Z = Z_{\odot}$ and $Z = 0.01Z_{\odot}$ (where $Z_{\odot} = 0.01524$), respectively. PISNe occur at $Z \leq 0.008 \approx 0.5Z_{\odot}$, in the range $175M_{\odot} \leq M_{\text{ZAMS}} \leq 230M_{\odot}$. We notice that while the M_{ZAMS} upper limit of the PISN window does not depend significantly on metallicity (its value is always $\sim 230M_{\odot}$), the lower limit goes from $\sim 175M_{\odot}$ at $Z \approx 0.008$ to $\sim 110M_{\odot}$ for $Z \lesssim 0.001$.

If PISNe are included, the heaviest BHs that form in a stellar population with $m_{\text{ZAMS}} \leq 150M_{\odot}$ is $\sim 100M_{\odot}$ at $Z \lesssim 2.0 \times 10^{-4}$. If PISNe are not accounted for, the maximum BH mass for $m_{\text{ZAMS}} \leq 150M_{\odot}$ is $\sim 130M_{\odot}$ at $Z \lesssim 2.0 \times 10^{-4}$ (Spera et al. 2015).

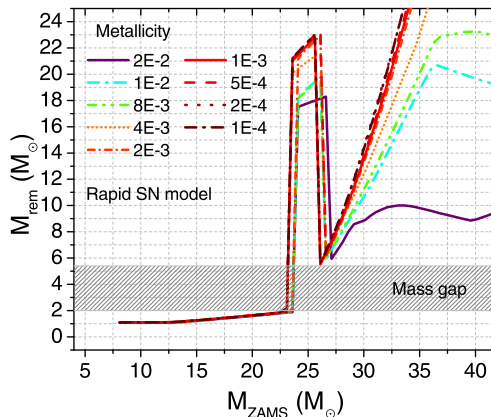


Fig. 2. Mass of the final compact remnant (M_{rem}) as a function of the initial mass of the star (M_{ZAMS}), for various metallicities, in the range $M_{\text{ZAMS}} \lesssim 40M_{\odot}$. The curves have been obtained using SEVN and the rapid SN explosion model. The mass gap between the heaviest neutron star and the lightest BH (from $\sim 2M_{\odot}$ to $\sim 5M_{\odot}$) is highlighted by a shaded area. Line types are the same as in Fig. 1.

Fig. 2 shows the BH mass spectrum obtained with the rapid SN mechanism in the range $M_{\text{ZAMS}} \lesssim 40M_{\odot}$. For $M_{\text{ZAMS}} \gtrsim 40M_{\odot}$, the BH mass spectrum we obtain from the rapid SN model is the same as that obtained using the delayed SN explosion (in this range all the stars collapse directly into a BH). The rapid and delayed SN models differ only at $M_{\text{ZAMS}} < 40M_{\odot}$. The main feature of the rapid SN model is the abrupt step in the range $23M_{\odot} \lesssim M_{\text{ZAMS}} \lesssim 28M_{\odot}$. In this window (which corresponds to $6M_{\odot} \leq M_{\text{CO}} \leq 7M_{\odot}$) the rapid SN model predicts direct collapse into a BH (Fryer et al. 2012). This implies that using the rapid SN model we do not form remnants with masses between $\sim 2M_{\odot}$ and $\sim 5M_{\odot}$. This agrees with current observations, which suggest a gap between the heaviest neutron star (NS) and the lightest BH (Özel et al. 2010), even though it is still unclear if this gap is physical or due to observational biases.

Fig. 3 shows a comparison between the BH mass spectrum obtained with SEVN and that obtained using the single stellar evolution (SSE) population-synthesis code (Hurley et al. 2000). The curves of Fig. 3 are for $Z = 10^{-4}$

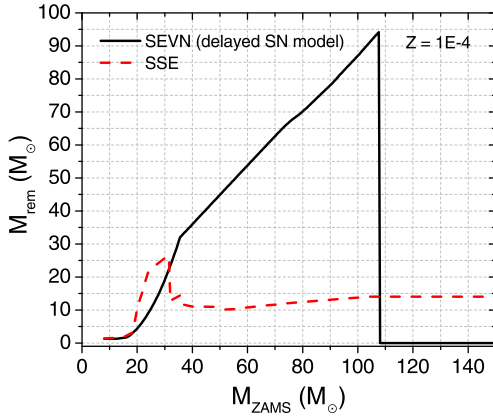


Fig. 3. Mass of compact remnants as a function of M_{ZAMS} at $Z = 10^{-4}$ derived with SEVN (solid black line) and SSE (red dashed line). For SEVN, we adopted the delayed SN explosion mechanism.

and for SEVN we used the delayed SN explosion model. The differences in the BH mass spectrum between SEVN and SSE reflect the different stellar-wind prescriptions.

4. Summary

The mass spectrum of BHs is still matter of debate. Observational constraints are few and theoretical models are affected by the uncertainties on SN explosion models and on the evolution of massive stars, especially at low metallicity. In this work we present the BH mass spectrum we obtained using SEVN (Spera et al. 2015), a new population synthesis tool that couples up-to-date stellar evolution recipes (taken from the PARSEC stellar evolution code Bressan et al. 2012; Chen et al. 2014; Tang et al. 2014) and up-to-date SN explosion models (O’Connor & Ott 2011; Fryer et al. 2012; Ertl et al. 2016). PISNe are also accounted for in the current version of SEVN. SEVN predicts substantially larger BH masses at low metallicity than previous population synthesis codes. For a maximum stellar mass $M_{\text{ZAMS}} = 150 M_{\odot}$, the maximum BH mass is ~ 25 , ~ 60 and $\sim 100 M_{\odot}$ at $Z = 0.02$, 0.002 and 0.0002 , respectively (when PISNe are accounted for). If we consider stars with M_{ZAMS} up to $350 M_{\odot}$ we can form BH with

masses up to $\sim 275 M_{\odot}$. These predicted BH masses have important implications for GW detections. In a forthcoming study, we will use SEVN to investigate the demographics of BH-BH binaries in star clusters.

Acknowledgements. We thank Alessandro Bressan for useful discussions. MS and MM acknowledge financial support from MIUR through grant FIRB 2012 RBFR12PM1F, from INAF through grant PRIN-2014-14, and from the MERAC Foundation.

References

- Abbott, B. P., Abbott, R., Abbott, T. D., et al. 2016a, *Physical Review Letters*, 116, 061102
- Abbott, B. P., Abbott, R., Abbott, T. D., et al. 2016b, *ApJ*, 818, L22
- Belczynski, K., Kalogera, V., Rasio, F. A., et al. 2008, *ApJS*, 174, 223-260
- Bressan, A., Marigo, P., Girardi, L., et al. 2012, *MNRAS*, 427, 127
- Capuzzo-Dolcetta, R., Spera, M., & Punzo, D. 2013, *Journal of Computational Physics*, 236, 580
- Chen, Y., Girardi, L., Bressan, A., et al. 2014, *MNRAS*, 444, 2525
- Ertl, T., Janka, H.-T., Woosley, S. E., Sukhbold, T., & Ugliano, M. 2016, *ApJ*, 818, 124
- Fryer, C. L., Belczynski, K., Wiktorowicz, G., et al. 2012, *ApJ*, 749, 91
- Heger, A., Fryer, C. L., Woosley, S. E., Langer, N., & Hartmann, D. H. 2003, *ApJ*, 591, 288
- Hurley, J. R., Pols, O. R., & Tout, C. A. 2000, *MNRAS*, 315, 543
- Kroupa, P. 2001, *MNRAS*, 322, 231
- Mapelli, M., Colpi, M., & Zampieri, L. 2009, *MNRAS*, 395, L71
- O’Connor, E., & Ott, C. D. 2011, *ApJ*, 730, 70
- Özel, F., Psaltis, D., Narayan, R., & McClintock, J. E. 2010, *ApJ*, 725, 1918
- Portegies Zwart, S. F., McMillan, S. L. W., Hut, P., & Makino, J. 2001, *MNRAS*, 321, 199
- Spera, M., Mapelli, M., & Bressan, A. 2015, *MNRAS*, 451, 4086
- Tang, J., Bressan, A., Rosenfield, P., et al. 2014, *MNRAS*, 445, 4287