

A Proof Strategy Language and Proof Script Generation for Isabelle/HOL

Yutaka Nagashima and Ramana Kumar

Data61, CSIRO / UNSW

Abstract. Interactive theorem provers, such as Isabelle, include various automatic tools for finding proofs under certain conditions. However, for each conjecture, knowing which tool to use, and how to tweak its parameters, is currently labour intensive. We have developed a language, PSL, designed to capture high level proof strategies. PSL offloads the construction of human-readable fast-to-replay proof scripts to automatic search, making use of search-time information about each conjecture. Our preliminary evaluation shows that PSL reduces the labour cost of interactive theorem proving.

1 Introduction

Formal verification using interactive theorem provers (ITP) is a promising sub-field of formal methods with successful artefacts [11,14,7,12]. However, when verifying real world systems with ITPs, one often needs to discharge proof obligations that are not conceptually difficult but are still beyond the scope of existing proof automation tools. Typically, engineers have to iteratively interact with an ITP to manually specialise and combine basic proof automation tools, called *tactics* [27], to discharge these proof obligations. This time consuming process, depicted in Fig. 1a, requires expertise in the ITP, thus raising the cost of formal verification.

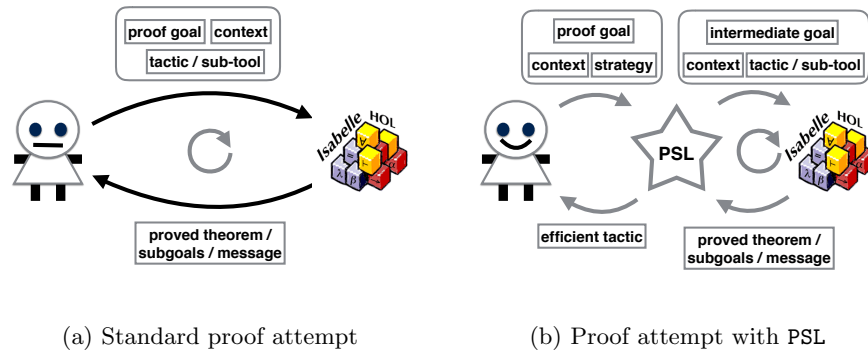


Fig. 1: Comparison of proof development processes

To address this problem, we introduce a language, PSL (available on GitHub [20]), which allows users to write *proof strategies* for the ITP, Isabelle/HOL [24]. A proof strategy is an abstract description of how to attack proof obligations: by writing a strategy based on their intuitions about a conjecture, users can specify a larger search space than is possible with existing proof automation tools.

We developed PSL to utilise engineers’ downtime: with PSL, we can run an automatic proof search for hours while we are attending meetings, sleeping in bed or reviewing papers. Furthermore, PSL’s runtime system attempts to generate efficient proof scripts from a given strategy by searching for the appropriate specialisation and combination of tactics for a particular conjecture without direct user interaction, as illustrated in Fig. 1b. Thus, PSL not only reduces the initial labour cost of theorem proving, but also keeps proof scripts interactive and maintainable by reducing the execution time of subsequent proof checking.

In Isabelle, `sledgehammer` adopts a similar approach. It exports a proof goal to various external automatic theorem provers and waits for them to find a proof. If external provers find a proof, it tries to reconstruct an efficient proof script in Isabelle using hints from them. `sledgehammer` is often more capable than most tactics but still suffers from the discrepancies between different provers and logics. While we integrated `sledgehammer` as a sub-tool in PSL, PSL conducts a search using Isabelle tactics, thus avoiding the problems arising from the discrepancies and proof reconstruction.

Our contributions are as follows: Firstly, we present PSL’s syntax in Section 3 and its runtime system for Isabelle2016 [1] through examples in Section 4. Secondly, we introduce PSL’s default strategy, `try_hard`, which we use as a general purpose proof automation tool in Section 5. Third, we present a prover-agnostic semantic formalisation of PSL, with which we implemented its runtime system elegantly as an interpreter in Section 6.

2 Background

Interactive theorem proving can be seen as the exploration of a search tree. Nodes of the tree represent proof states. Edges represent applications of tactics, which transform the proof state. The behaviour of tactics are, in general, not completely predictable since they are context sensitive: they behave differently depending on the information stored in background proof contexts. A proof context contains the information such as constants defined so far and auxiliary lemmas proved prior to the step. Therefore, the shape of the search tree is not known in advance.

The goal is to find a node representing a solved state: one in which the proof is complete. The search tree may be infinitely wide and deep, because there are endless variations of tactics that may be tried at any point. The goal for a PSL strategy is to direct an automated search of this tree to find a solved state; PSL will reconstruct an efficient path to this state as a human-readable proof script.

Fig. 2a shows an example of proof search. At the top, the tactic `erule conjE` is applied to the proof obligation $w \wedge x \Rightarrow y \wedge z \Rightarrow z$. This tactic invocation pro-

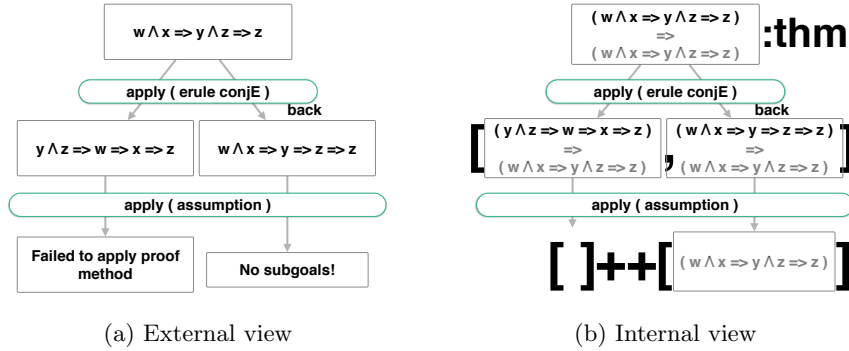


Fig. 2: External and internal view of proof search tree.

duces two results, as there are two places to apply conjunction elimination. Applying conjunction elimination to $w \wedge x$ returns the first result, while doing so to $y \wedge z$ produces the second result. Subsequent application of proof by `assumption` can discharge the second result; however, `assumption` does not discharge the first one since the z in the assumptions is still hidden by the conjunction. Isabelle’s proof language, *Isar*, returns the first result by default, but users can access the subsequent results using the keyword `back`.

Isabelle represents this non-deterministic behaviour of tactics using lazy sequences: tactics are functions from type `thm -> [thm]`, where `[·]` denotes a (possibly infinite) lazy sequence. Fig. 2b illustrates how Isabelle internally handles the above example. Each proof state is expressed as a (possibly nested) implication which assumes proof obligations to conclude the conjecture. One may complete a proof by removing these assumptions using tactics. Tactic failure is represented as an empty sequence, which enables backtracking search by combining multiple tactics in a row [32]. For example, one can write `apply(erule conjE, assumption)` using the sequential combinator `,` in *Isar*; this tactic traverses the tree using backtracking and discharges the proof obligation without relying on the keyword `back`.

The search tree grows wider when choosing between multiple tactics, and it grows deeper when tactics are combined sequentially. In the implementation language level, the tactic combinators in Isabelle include `THEN` for sequential composition (corresponding to `,` in *Isar*), `APPEND` for non-deterministic choice, `ORLSE` for deterministic choice, and `REPEAT` for iteration.

Isabelle/HOL comes with several default tactics such as `auto`, `simp`, `induct`, `rule`, and `erule`. When using tactics, proof authors often have to adjust tactics using *modifiers* for each proof obligation. `succeed` and `fail` are special tactics: `succeed` takes a value of type `thm`, wraps it in a lazy sequence, and returns it without modifying the value. `fail` always returns an empty sequence.

3 Syntax of PSL

The following is the syntax of PSL. We made PSL's syntax similar to that of Isabelle's tactic language for three reasons. Firstly we expect that this similarity lowers the learning barrier of PSL. Secondly the similarity makes it easier for users to roughly predict how their strategies behave at runtime. Lastly, the similarity let us formalise the runtime system of PSL as a monadic interpreter explained later, allowing for its modular design.

```
strategy = default | dynamic | special | subtool | compound
default  = Simp | Clarsimp | Fastforce | Auto | Induct
          | Rule | Erule | Cases | Coinduction
dynamic  = Dynamic (default)
special  = IsSolved | Defer | IntroClasses | Transfer
          | Normalization
subtool  = Hammer | Nitpick | Quickcheck
compound = Thens [strategy] (* similar to THEN *)
          | Ors   [strategy] (* similar to ORELSE *)
          | Alts  [strategy] (* similar to APPEND *)
          | Repeat(strategy) (* similar to REPEAT *)
          | POrs  [strategy] | PAlts [strategy] (* parallelism *)
```

The `default` strategies correspond to Isabelle's default tactics without arguments, while `dynamic` strategies correspond to Isabelle's default tactics that are specialised for each conjecture. Given a `dynamic` strategy and conjecture, the runtime system generates variants of the corresponding Isabelle tactic. Each of these variants is specialised for the conjecture with a different combination of promising arguments found in the conjecture and its proof context. It is the purpose of the PSL runtime system to select the right combination automatically.

`subtool` represents Isabelle tools such as `sledgehammer` [3] and counterexample finders. The `compound` strategies capture the notion of tactic combinators: `Thens` corresponds to `THEN`, `Ors` to `ORELSE`, `Alts` to `APPEND`, and `Repeat` to `REPEAT`. `POrs` and `PAlts` are similar to `Ors` and `Alts`, respectively, but they admit parallel execution of sub-strategies. In the following, we explain how to write strategies and how PSL's runtime system interprets strategies with examples.

4 PSL by Example

Example 1. For our first example, we take the following lemma about depth-first search from an entry [25] in the Archive of Formal Proofs .

```
lemma dfs_app: "dfs g (xs @ ys) zs = dfs g ys (dfs g xs zs)"
```

where `dfs` is a recursively defined function for depth-first search. As `dfs` is defined recursively, it is natural to expect that its proof involves some sort of mathematical induction. However, we do not know exactly how we should conduct

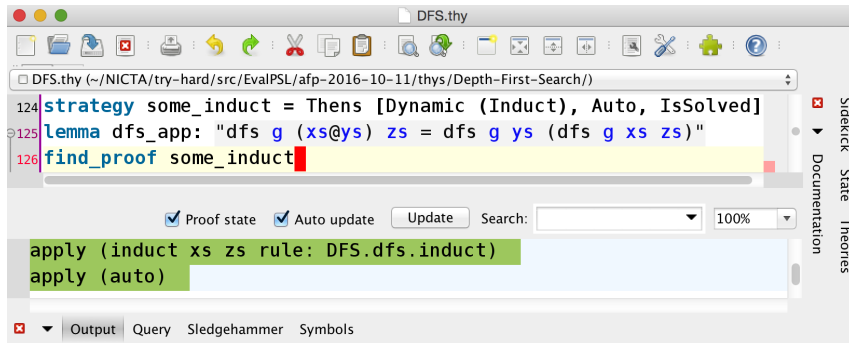


Fig. 3: Screenshot for Example 1.

mathematical induction here; therefore, we describe this rough idea as a proof strategy, `some_induct`, with the keyword `strategy`, and apply it to `dfs_app` as follows with the keyword `find_proof`.

```

strategy some_induct = Thens [Dynamic (Induct), Auto, IsSolved]
lemma dfs_app: "dfs g (xs@ys) zs = dfs g ys (dfs g xs zs)"
find_proof some_induct

```

Invoked by `find_proof`, PSL's runtime system interprets `some_induct`. For example, it interprets `Auto` as Isabelle's default tactic, `auto`.

The interpretation of `Dynamic (Induct)` is more involved, since the runtime generates tactics using the information appearing in the statement of `dfs_app` and its background context. First, PSL collects the free variables (noted in *italics* above) in `dfs_app` and applicable induction rules stored in the context. PSL uses the set of free variables to specify two things: on which variables instantiated tactics conduct mathematical induction, and which variables should be generalised in the induction scheme. The set of applicable rules are used to specify which rules to use. Second, PSL creates the powerset out of the set of all possible modifiers. Then, it attempts to instantiate a variant of the `induct` tactic for each subset of modifiers. Finally, it combines all the variants of `induct` with unique results using `APPEND`. In this case, PSL tries to generate 1024 induct tactics for `dfs_app` by passing several combinations of modifiers to Isabelle; however, Isabelle cannot produce valid induction schemes for some combinations, and some combinations lead to the same induction scheme. The runtime removes these, focusing on the 195 unique results. These tactics created from `Dynamic (Induct)` are combined with `auto` with `THEN`.

PSL's runtime interprets `IsSolved` as the `is_solved` tactic, which checks if any proof obligations are left or not. If obligations are left, `is_solved` behaves as `fail`, triggering backtracking. If not, `is_solved` behaves as `succeed`, allowing the runtime to stop the search. This is how `some_induct` uses `IsSolved` to ensure that no sub-goals are left before returning an efficient proof script. For `dfs_app`,

PSL interprets `some_induct` as the following tactic from `some_induct` at runtime.

```
(induct1 APPEND induct2 APPEND...) THEN auto THEN is_solved
```

where `induct_ns` are variants of the `induct` tactic specialised with modifiers.

Within the runtime system, Isabelle first applies `induct1` to `dfs_app`, then `auto` to the resultant proof obligations. Note that each `induct` tactic and `auto` is deterministic: it either fails or returns a lazy sequence with a single element. However, combined together with `APPEND`, the numerous variations of `induct` tactics *en mass* are non-deterministic: if `is_solved` finds remaining proof obligations, Isabelle backtracks to the next `induct` tactic, `induct2` and repeats this process until either it discharges all proof obligations or runs out of the variations of `induct` tactics. The numerous variants of `induct` tactics from `some_induct` allow Isabelle to explore a larger search space than its naive alternative, `induct THEN auto`, does. Fig. 4a illustrates this search procedure. Each edge and curved square represents a tactic application and a proof state, respectively. And edges leading to no object stand for tactic failures. The dashed objects represent possible future search space, which PSL avoids traversing by using lazy sequences.

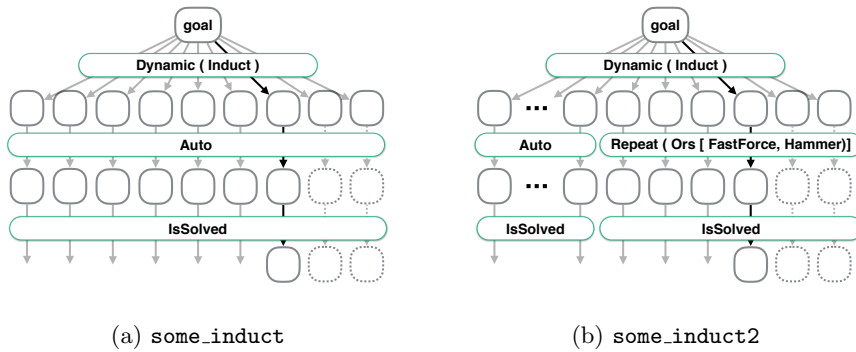


Fig. 4: Proof search tree for `some_induct`

The larger search space specified by `some_induct` leads to a longer search time. PSL addresses this performance problem by tracing Isabelle’s proof search: PSL keeps a log of successful proof attempts while removing backtracked proof attempts. It removes any failed proof attempts as soon as it backtracks to minimise its memory usage. Furthermore, since PSL follows Isabelle’s execution model based on lazy sequences, it stops proof search as soon as it finds a specialisation and combination of tactics, with which Isabelle can pass the no-proof-obligation test imposed by `is_solved`.

We still need a longer search time with PSL, but only once: upon success, PSL converts the log of successful attempts into an efficient proof script, which

bypasses a large part of proof search. For `dfs_app`, PSL generates the following proof script from `some_induct`.

```
apply (induct xs zs rule: DFS.dfs.induct) apply (auto)
```

We implemented PSL as an Isabelle theory; to use it, PSL users only have to import the relevant theory files to use PSL to their files. Moreover, we have integrated PSL into Isabelle/Isar, Isabelle’s proof language, and Isabelle/jEdit, its standard editor. This allows users to define and invoke their own proof strategies inside their ongoing proof attempts, as shown in Figure 3; and if the proof search succeeds PSL presents a proof script in jEdit’s output panel, which users can copy to the right location with one click. All generated proof scripts are independent of PSL, so users can maintain them without PSL.

Example 2. `some_induct` is able to pick up the right induction scheme for relatively simple proof obligations using backtracking search. However, in some cases even if PSL picks the right induction scheme, `auto` fails to discharge the emerging sub-goals. In the following, we define `some_induct2`, a more powerful strategy based on mathematical induction, by combining `Dynamic (Induct)` with `sledgehammer` to utilise external theorem provers.

```
strategy some_induct2 = Ors[
  Thens[Dynamic(Induct), Auto, IsSolved],
  Thens[Dynamic(Induct), Repeat(Ors[Fastforce, Hammer]), IsSolved]]
```

Note that both `fastforce` and `sledgehammer` try to discharge the first sub-goal only and they return an empty sequence if they cannot discharge the sub-goal, while `auto` works on all the sub-goals and returns a lazy sequence with one element even if it does not discharge all the sub-goals. Hence, we wrapped the block in `Repeat`, so that the runtime applies it as many times as possible.

The repetitive application of `sledgehammer` would be very time consuming. We mitigate this problem with `Ors`, the combinator for deterministic choice: the runtime executes the second `Thens` of `some_induct2` only if the first `Thens` fails, and it invokes `sledgehammer` only if `fastforce` cannot discharge a sub-goal.

We apply this strategy to the following conjecture, which states the two versions of depth first search programs (`dfs2` and `dfs`) return the same results given the same inputs.

```
lemma "dfs2 g xs ys = dfs g xs ys"
```

After a while, PSL returns the following proof script.

```
apply (induct xs ys rule: DFS.dfs2.induct)
apply (fastforce) apply (fastforce) apply (simp add:dfs_app)
```

Fig. 4b roughly shows how the runtime finds this proof script. The runtime first tries to find a complete proof as in Example 1, but without much success.

Then, it interprets the second part of `some_induct2`. While doing so, it finds out that induction on xs and ys using `DFS.dfs2.induct` leads to three sub-goals all of which can be discharged either by `fastforce` or `sledgehammer`. For the third sub-goal, `sledgehammer` finds out that the result of Example 1 can be used as an auxiliary lemma for this conjecture. Then, it returns an efficient proof script (`simp add: dfs_app`) to PSL, before PSL combines this script with other parts and prints the complete proof script.

Example 3. In the previous examples, we used `IsSolved` to get a complete proof script from PSL. In Example 3, we show how to generate incomplete but useful proof scripts, using `Defer`. Incomplete proofs are specially useful when ITP users face numerous proof obligations, many of which are within the reach of high-level proof automation tools, such as `sledgehammer`, but a few of which are not.

Without PSL, Isabelle users had to manually invoke `sledgehammer` several times to find out which proof obligations `sledgehammer` can discharge. We developed a strategy, `hammers`, to automate this time-consuming process. The following shows its definition and a use case simplified for illustrative purposes.

```
strategy hammers =
  RepeatN (Ors [Hammer, Thens [Quickcheck, Nitpick, Defer]])

lemma safe_trans: shows
1:"ps_safe p s" and 2:"valid_tran p s s' c" and 3:"ps_safe p s'"
find_proof hammers
```

We made this example simple, so that two sub-goals, `1:"ps_safe p s"` and `3:"ps_safe p s'"`, are not hard to prove; however, they are still beyond the scope of commonly used tactics, such as `fastforce`.

Generally, for a conjecture and a strategy of the form of `RepeatN (strategy)`, PSL applies `strategy` to the conjecture as many times as the number of proof obligations in the conjecture. In this case, PSL applies `Ors [Hammer, Thens [Quickcheck, Nitpick, Defer]]` to `safe_trans` three times.

Note that we integrated `quickcheck` and `nitpick` into PSL as *assertion tactics*. Assertion tactics provide mechanisms for controlling proof search based on a condition: such a tactic takes a proof state, tests an assertion on it, then behaves as `succeed` or `fail` accordingly. We have already seen one of them in the previous examples: `is_solved.Ors [Hammer, Thens [Quickcheck, Nitpick, Defer]]` first applies `sledgehammer`. If `sledgehammer` does not find a proof, it tries to find counter-examples for the sub-goal using `quickcheck` and `nitpick`. If both `quickcheck` and `nitpick` find no counter-examples, PSL interprets `Defer` as `defer_tac 1`, which postpones the current sub-goal to the end of the list of proof obligations.

In this example, `sledgehammer` fails to discharge `2:"valid_tran p s s' c"`. When `sledgehammer` fails, PSL passes 2 to `Thens [Quickcheck, Nitpick, Defer]`, which finds no counter-example to 2 and sends 2 to the end of the list; then, PSL continues working on the sub-goal 3 with `sledgehammer`. the runtime stops its execution after applying `Ors [Hammers, Thens [Quickcheck,`

Program 1 The default strategy: `try_hard`.

```
strategy TryHard = Ors
  [Thens [Auto, IsSolved],
   Thens [IntroClasses, Auto, IsSolved],
   Thens [Transfer, Auto, IsSolved],
   Thens [Normalization, IsSolved],
   Thens [Hammer, IsSolved],
   (* ... abbreviated ... *)
   Thens [Dynamic (Induct), Repeat (Ors [Fastforce, Hammer]), IsSolved]]
```

`Nitpick, Defer]]` three times, generating the following proof script. This script discharges 1 and 3, but it leaves 2 as the meaningful task for human engineers, while assuring there is no obvious counter-examples for 2.

```
apply ( simp add : state_safety ps_safe_def )
apply ( tactic {* defer_tac 1 *} )
apply ( simp add : state_safety ps_safe_def )
```

5 The default strategy: `try_hard`.

PSL comes with a default strategy, `try_hard`. Users can apply `try_hard` as a completely automatic tool: engineers need not provide their intuitions by writing strategies. Unlike other user-defined strategies, one can invoke this strategy by simply typing `try_hard` without `find_proof` inside a proof attempt. The lack of input from human engineers makes `try_hard` less specific to each conjecture; however, we made `try_hard` more powerful than existing proof automation tools for Isabelle by specifying larger search spaces presented in Program 1.

We claim that `try_hard` often performs better than `sledgehammer`, the state of the art proof automation tool for Isabelle/HOL. To corroborate this claim, we conducted a judgement-day style evaluation [4] of `try_hard` against selected theory files from the Archive of Formal Proofs and coursework assignments [2]¹.

Table 1 and 2 show that given a long time-out `try_hard` often proves more conjectures than `sledgehammer` does. They also show that a longer time-out improves the success ratio of `try_hard`, which is desirable for utilising engineers' downtime. `try_hard` is particularly more powerful than `sledgehammer` at discharging proof obligations that can be nicely handled by the following:

- mathematical induction or co-induction,

¹ All evaluations were conducted on a Linux machine with Intel (R) Core (TM) i7-600 @ 3.40GHz and 32 GB memory. For both tools, we set the time-out of proof search to 30 and 300 seconds for each proof obligation. Prior to the evaluation, the relevance filter of `sledgehammer` was trained on 25667 facts and 17867 non-trivial Isar proofs from the background libraries imported by theories under evaluation for both tools. The evaluation log files are available on our website [18]. Note that `try_hard` does not use `P0rs` or `PA1ts` to exploit parallelism.

Table 1: The number of automatically proved proof goals from coursework.

assignments [2]	ass_1	ass_2	ass_3	ass_4	ass_5	ass_6	ass_8	ass_9	ass_11
number of proof goals	19	22	52	82	64	26	52	61	26
<code>try_hard</code> 30s	13	5	27	68	55	12	40	28	15
<code>try_hard</code> 300s	18	22	37	72	58	19	39	28	16
<code>sledgehammer</code> 30s	14	5	27	58	43	11	40	28	14
<code>sledgehammer</code> 300s	14	5	28	59	44	12	40	28	17

Table 2: The number of automatically proved proof goals from AFP entries. TH and SH stand for `try_hard` and `sledgehammer`, respectively.

theory name	number of goals	TH(30s)	TH(300s)	SH(30s)	SH(300s)
<code>DFS.thy</code> [25]	51	22	30	28	28
<code>Efficient_Sort.thy</code> [29]	75	27	44	25	28
<code>List_Index.thy</code> [22]	105	54	80	68	69
<code>Skew_Heap.thy</code> [23]	16	3	11	6	8
<code>Hash_Code.thy</code> [13]	17	11	12	3	3
<code>CoCallGraph.thy</code> [5]	139	95	104	67	73
<code>Coinductive_Language.thy</code> [31]	166	90	138	94	95
<code>CFG_Examples.thy</code> [31]	29	29	29	2	2
<code>LTL.thy</code> [28]	105	61	85	71	71

- type class mechanism,
- specific procedures implemented as specialised tactics (such as `transfer` and `normalization`), or
- general simplification rules (such as `field_simps` and `algebra_simps`)

In a few cases, even given 300 seconds of time-out, `try_hard` discharges fewer proof obligations. This is due to the fact that PSL uses a slightly restricted version of `sledgehammer` internally for the sake of the integration with other tools: in these files, `sledgehammer` can discharge many obligations and other obligations are not particularly suitable for other sub-tools in `try_hard`. Of course, given high-performance machines, users can run both `try_hard` and `sledgehammer` in parallel to maximise the chance of proving conjectures automatically.

6 Monadic Interpretation of Strategy

The implementation of the tracing mechanism described in Section 4 is non-trivial: PSL’s tracing mechanism has to support arbitrary strategies conforming to its syntax. What is worse, the runtime behaviour of backtracking search is not completely predictable statically since PSL generates tactics at runtime, using

Program 2 Monad with zero and plus, and lazy sequence as its instance.

```
signature MONADOPLUS =
sig type 'a mOp;
  val return : 'a -> 'a mOp;
  val bind   : 'a mOp -> ('a -> 'b mOp) -> 'b mOp;
  val mzero  : 'a mOp;
  val ++    : ('a mOp * 'a mOp) -> 'a mOp;
end;
structure Nondet : MONADOPLUS =
struct type 'a mOp      = 'a Seq.seq;
  val return           = Seq.single;
  fun bind xs f       = Seq.flat (Seq.map f xs);
  val mzero            = Seq.empty;
  fun (xs ++ ys)      = Seq.append xs ys;
end;
```

information that is not available statically. Moreover, the behaviour of each tactic varies depending on the proof context and proof obligation at hand.

Implementation based on references or pointers is likely to cause code clutter, whereas explicit construction of search tree [19] consumes too much memory space when traversing a large search space. Furthermore, both of these approaches deviate from the standard execution model of Isabelle explained in Section 2, which makes the proof search and the efficient proof script generation less reliable. In this section, we introduce our monadic interpreter for PSL, which yields a modular design and concise implementation of PSL’s runtime system.

Monads and Monad Transformers in Standard ML. A monad with zero and plus is a constructor class² with four basic methods. As Isabelle’s implementation language, Standard ML, does not natively support constructor classes, we emulated them using its module system [21]. Program 2 shows how we represent the type constructor, `seq`, as an instance of monad with zero and plus.

The body of `bind` for lazy sequences says that it applies `f` to all the elements of `xs` and concatenates all the results into one sequence. Attentive readers might notice that this is equivalent to the behaviour of `THEN` depicted in Fig. 2b and that of `Thens` shown in Fig. 4. In fact, we can define all of `THEN`, `succeed`, `fail`, and `APPEND`, using `bind`, `return`, `mzero`, and `++`, respectively.

Monadic Interpretation of Strategies. Based on this observation, we formalised PSL’s search procedure as a monadic interpretation of strategies, as shown in Program 3, where the type `core_strategy` stands for the internal representation of strategies. Note that `Alt` and `Or` are binary versions of `Alts` and `Ors`, respectively; PSL desugars `Alts` and `Ors` into nested `Alts` and `Ors`. We could have defined `Or` as a syntactic sugar using `Alt`, `mzero`, `Skip`, `Fail`, and `Skip`, as

² Constructor classes are a class mechanism on type constructors.

Program 3 The monadic interpretation of strategies.

```
interp :: core_strategy -> 'a -> 'a mOp
interp (Atom atom_str) n = eval atom_str n
interp Skip n           = return n
interp Fail n           = mzero
interp (str1 Then str2) n = bind (interp str1 n) (interp str2)
interp (str1 Alt str2) n = interp str1 n ++ interp str2 n
interp (str1 Or str2) n = let val result1 = str1 n
    in if (result1 != mzero) then result1 else interp str2 n end
interp (Rep str) n      = interp ((str THEN (Rep str)) Or Skip) n
interp (str1 PAlt str2) n = (++) <interp str1 n, interp str2 n>
interp (str1 POr str2) n = let val res2 = fork (interp str2 n in)
    val res1 = interp str1 n
    in if (res1 != mzero) then (cancel res2; res1) else join res2 end
```

explained by Martin *et al.* [15]; however, we prefer the less monadic formalisation in Program 3 for better time complexity. `eval` handles all the atomic strategies, which correspond to `default`, `dynamic`, and `special` in the surface language. For the `dynamic` strategies, `eval` expands them into dynamically generated tactics making use of contextual information from the current proof state. PSL combines these generated tactics either with `APPEND` or `ORELSE`, depending on the nature of each tactic. As is obvious in Program 3, `interp` separates the complexity of compound strategies from that of runtime tactic generation. We defined the body of `eval` for each atomic strategy separately using pattern matching, so its complexity is limited.

`PAlt` and `POr` represent two approaches to parallelism, one for retaining all results and the other for finding the first result. Given `str1 PAlt str2`, `interp` processes both strategies in parallel using the algorithmic skeleton `< >`. By contrast, `str1 POr str2` is interpreted speculatively in a value-oriented manner: as soon as `interp` receives `str1 POr str2` and `n`, it forks a task of computing `interp str2 n` and computes `interp str1 n` in parallel. If `interp str1 n` returns an empty sequence, `interp` returns the result of `interp str2 n`; failing that, it interrupts the interpretation `interp str2 n`.

Adding Tracing Modularly for Proof Script Generation. We defined `interp` at the constructor class level, abstracting it from the concrete type of proof state and even from the concrete type constructor. When instantiated with lazy sequence, `interp` tries to return the first element of the sequence, working as depth-first search. This abstraction provides a clear view of how compound strategies guide proof search while producing tactics at runtime. This is good enough to implement powerful search with large search spaces. However, without tracing proof attempts, PSL has to traverse large search spaces every time it checks proofs.

Program 4 The writer monad transformer as a ML functor.

```
functor writer_trans (structure Log:MONOID; structure Base:MONADOPLUS) =
struct type 'a mOp = (Log.monoid * 'a) Base.monad;
      fun return (m:'a) = Base.return (Log.mempty, m) : 'a mOp;
      fun bind (m:'a mOp) (func: 'a -> 'b mOp) : 'b mOp =
          Base.bind m (fn (log1, res1) =>
            Base.bind (func res1) (fn (log2, res2) =>
              Base.return (Log.mappend log1 log2, res2)));
      val mzero = ...; fun (xs ++ ys) = ...;
end : MONADOPLUS;
```

We added the tracing mechanism to `interp`, combining the non-deterministic monad, `Nondet`, with the writer monad. To combine multiple monads, we emulate monad transformers using ML functors: Program 4 shows our ML functor, `writer_trans`, which takes a module of `MONADOPLUS`, adds the logging mechanism to it, and returns a module equipped with both the capability of the base monad and the logging mechanism of the writer monad. We pass `Nondet` to `writer_trans` as the base monad to combine the logging mechanism and the backtracking search based on non-deterministic choice. The returned module is based on a new type constructor, but it is still a member of `MONADOPLUS`; therefore, we can re-use `interp` without changing it.

History-Sensitive Tactics using the State Monad Transformer. The flexible runtime interpretation might lead PSL into a non-terminating loop, such as `REPEAT succeed`. To handle such loops, PSL traverses a search space using iterative deepening depth first search (IDDFS). However, passing around information about depth as an argument of `interp` as following³ quickly impairs its simplicity.

```
interp (t1 CSeq t2) level n = if level < 1 then return n else ...
interp (t1 COr t2) level n = ...
```

We implemented IDDFS without code clutter, introducing the idea of a *history-sensitive tactic*: a tactic that takes the log of proof attempts into account. Since the writer monad does not allow us to access the log during the search time, we replaced the writer monad transformer with the state monad transformer, with which the runtime keeps the log of proof attempt as the “state” of proof search and access it during search. By measuring the length of “state”, `interp` computes the current depth of proof search at runtime.

The modular design and abstraction discussed above made this replacement possible with little change to the definition of `interp`: we only need to change the clause for `Atom`, providing a wrapper function, `iddfc`, for `eval`, while other clauses remain intact.

```
inter (CAtom atom_str) n = iddfc limit eval atom_str n
```

³ `level` stands for the remaining depth `interp` can proceed for the current iteration.

`iddfc limit` first reads the length of “state”, which represents the number of edges to the node from the top of the implicit proof search tree. Then, it behaves as `fail` if the length exceeds `limit`; if not, it executes `eval atom_str n`.⁴

7 Related Work

ACL2 [10] is a functional programming language and mostly automated first-order theorem prover, while PSL is embedded in Isabelle/HOL to support higher-order logic. *ACL2* is known for the so-called the waterfall model, which is essentially repeated application of various heuristics. Its users can guide proof search by supplying arguments called “hints”, but the underlining operational procedure of the waterfall model itself is fixed. *ACL2*’s does not produce efficient proof scripts after running the waterfall algorithm.

PVS [26] provides a collection of commands called “strategies”. Despite the similarity of the name to PSL, strategies in PVS correspond to tactics in Isabelle. The highest-level strategy in *PVS*, `grind`, can produce re-runnable proof scripts containing successful proof steps only. However, scripts returned by `grind` describe steps of much lower level than human engineers would write manually, while PSL’s returned scripts are based on tactics engineers use. Furthermore, `grind` is known to be useful to complete a proof that does *not* require induction, while `try_hard` is good at finding proofs involving mathematical induction.

SEPIA [9] is an automated proof generation tool in Coq. Taking existing Coq theories as input, *SEPIA* first produces proof traces, from which it infers an extended finite state machine. Given a conjecture, *SEPIA* uses this model to search for its proof. *SEPIA*’s search algorithm is based on the breadth-first search (BFS) to returned the shortest proof. PSL can also adopt the breadth-first search, as BFS is a special case of IDDFS. However, our experience tells that the search tree tends to be very wide and some tactics, such as `induct`, need to be followed by other tactics to complete proofs. Therefore, we chose IDDFS for PSL. Both *SEPIA* and PSL off-load the construction of proof scripts to search and try to reconstruct efficient proof scripts. Compared to *SEPIA*, PSL allows users to specify their own search strategies to utilize the engineer’s intuition, which enables PSL to return incomplete proof scripts, as discussed in Section 4.

Martin *et al.* first discussed a monadic interpretation of tactics for their language, *Angel*, in an unpublished draft [16]. We independently developed `interp` with the features discussed above, lifting the framework from the tactic level to the strategy level to traverse larger search spaces. The two interpreters for different ITPs turned out to be similar to each other, suggesting our approach is not specific to Isabelle but can be used for other ITPs.

Eisbach [17] provides a framework to write *proof methods* in Isabelle. Roughly speaking, methods are the *Isar* syntactic layer of tactics. *Eisbach* does not generate methods dynamically, trace proof attempts, nor support parallelism natively. *Eisbach* is good when engineers already know how to prove their conjecture in Isabelle, while `try_hard` is good when they want to find out how to prove it.

⁴ In this sense, we implemented IDDFS as a tactic combinator.

IsaPlanner [8] offers a framework for encoding and applying common patterns of reasoning in Isabelle, following the style of proof planning [6]. *IsaPlanner* addresses the performance issue by memoization technique, on the other hand `try_hard` strips off backtracked steps while searching for a proof, which Isabelle can check later without `try_hard`. While *IsaPlanner* works on its own data structure *reasoning state*, `try_hard` managed to minimize the deviation from Isabelle’s standard execution model using constructor classes.

8 Conclusions and Future Work

Proof automation in higher-order logic is a hard problem: every existing tool has its own limitation. PSL attacks this problem, allowing us to exploit both the engineer’s intuition and various automatic tools. The simplicity of the design is our intentional choice: we reduced the process of interactive proof development into the well-known dynamic tree search problem and added new features (efficient-proof script generation and IDDFS) by safely abstracting the original execution model and employing commonly used techniques (monad transformers).

We claim that our approach enjoys significant advantages. Despite the simplicity of the design, our evaluations indicate that PSL reduces the labour cost of ITP significantly. The conservative extension to the original model lowers the learning barrier of PSL and makes our proof-script generation reliable by minimising the deviation. The meta-tool approach makes the generated proof-script independent of PSL, separating the maintenance of proof scripts from that of PSL; furthermore, by providing a common framework for various tools we supplement one tool’s weakness (e.g. induction for `sledgehammer`) with other tools’ strength (e.g. the `induct` tactic), while enhancing their capabilities with runtime tactic generation. The modularity separates the tracing mechanism from runtime tactic generation, making it easier to add new tactics and sub-tools into the framework. The abstraction to the constructor class and reduction to the tree search problem make our ideas transferable: other ITPs, such as Coq [30], handle inter-tactic backtracking, which is best represented in terms of MONADOPLUS.

Currently, PSL’s proof search tends to be brute-force: to narrow the search space its runtime system has to rely on the intuitions engineers encode as strategies. We are planning to add features to narrow the search space in a more autonomous way. For the first step, we are improving dynamic tactic generation of several atomic strategies using machine learning algorithms. Another approach would be lifting PSL’s runtime from backtracking search to back-jumping search: when `quickcheck` or `nitpick` finds counter-examples in a child node in a search tree, one may use these as hints to refute its parent node to drastically reduce the search space. We expect that this is possible with significant engineering efforts, as PSL can store proof states using the state monad transformer.

Acknowledgments We thank Jasmin C. Blanchette for his comments that improved the evaluation of `try_hard`. Daniel Matichuk, Kai Engelhardt, and Gerwin Klein provided valuable comments on an early draft of this paper.

References

1. Isabelle2016, <http://isabelle.in.tum.de/website-Isabelle2016/>
2. Blanchette, J., Fleury, M., Wand, D.: Concrete Semantics with Isabelle/HOL (2015), <http://people.mpi-inf.mpg.de/~jblanche/cswi/>
3. Blanchette, J.C., Kaliszyk, C., Paulson, L.C., Urban, J.: Hammering towards QED. *J. Formalized Reasoning* 9(1), 101–148 (2016), <http://dx.doi.org/10.6092/issn.1972-5787/4593>
4. Böhme, S., Nipkow, T.: Sledgehammer: Judgement day. In: Giesl, J., Hähnle, R. (eds.) *Automated Reasoning, 5th International Joint Conference, IJCAR 2010, Edinburgh, UK, July 16-19, 2010. Proceedings. Lecture Notes in Computer Science*, vol. 6173, pp. 107–121. Springer (2010), http://dx.doi.org/10.1007/978-3-642-14203-1_9
5. Breitner, J.: The safety of call arity. *Archive of Formal Proofs* (Feb 2015), http://isa-afp.org/entries/Call_Arity.shtml, Formal proof development
6. Bundy, A.: The use of explicit plans to guide inductive proofs. In: *9th International Conference on Automated Deduction, Argonne, Illinois, USA, May 23-26, 1988, Proceedings*. pp. 111–120 (1988), <http://dx.doi.org/10.1007/BFb0012826>
7. Chris Hawblitzel, Jon Howell, M.K.J.L.B.P.M.L.R.S.S.B.Z.: Ironfleet: Proving practical distributed systems correct. In: *Proceedings of the ACM Symposium on Operating Systems Principles (SOSP). ACM Association for Computing Machinery (October 2015)*, <https://www.microsoft.com/en-us/research/publication/ironfleet-proving-practical-distributed-systems-correct/>
8. Dixon, L., Fleuriot, J.D.: IsaPlanner: A prototype proof planner in Isabelle. In: Baader, F. (ed.) *Automated Deduction - CADE-19, 19th International Conference on Automated Deduction Miami Beach, FL, USA, July 28 - August 2, 2003, Proceedings. Lecture Notes in Computer Science*, vol. 2741, pp. 279–283. Springer (2003), http://dx.doi.org/10.1007/978-3-540-45085-6_22
9. Gransden, T., Walkinshaw, N., Raman, R.: SEPIA: search for proofs using inferred automata. In: *Automated Deduction - CADE-25 - 25th International Conference on Automated Deduction, Berlin, Germany, August 1-7, 2015, Proceedings*. pp. 246–255 (2015), http://dx.doi.org/10.1007/978-3-319-21401-6_16
10. Kaufmann, M., Moore, J.S., Manolios, P.: *Computer-Aided Reasoning: An Approach*. Kluwer Academic Publishers, Norwell, MA, USA (2000)
11. Klein, G., Elphinstone, K., Heiser, G., Andronick, J., Cock, D., Derrin, P., Elkaduwe, D., Engelhardt, K., Kolanski, R., Norrish, M., Sewell, T., Tuch, H., Winwood, S.: seL4: formal verification of an OS kernel. In: *Proceedings of the 22nd ACM Symposium on Operating Systems Principles 2009, SOSP 2009, Big Sky, Montana, USA, October 11-14, 2009*. pp. 207–220 (2009), <http://doi.acm.org/10.1145/1629575.1629596>
12. Kumar, R., Myreen, M.O., Norrish, M., Owens, S.: CakeML: a verified implementation of ML. In: *The 41st Annual ACM SIGPLAN-SIGACT Symposium on Principles of Programming Languages, POPL '14, San Diego, CA, USA, January 20-21, 2014*. pp. 179–192 (2014), <http://doi.acm.org/10.1145/2535838.2535841>
13. Lammich, P.: Collections framework. *Archive of Formal Proofs* (Nov 2009), <http://isa-afp.org/entries/Collections.shtml>, Formal proof development
14. Leroy, X.: A formally verified compiler back-end. *Journal of Automated Reasoning* 43(4), 363–446 (2009), <http://gallium.inria.fr/~xleroy/publi/compcert-backend.pdf>

15. Martin, A.P., Gardiner, P.H.B., Woodcock, J.: A tactic calculus-abridged version. *Formal Asp. Comput.* 8(4), 479–489 (1996), <http://dx.doi.org/10.1007/BF01213535>
16. Martin, A., Gibbons, J.: A monadic interpretation of tactics (2002)
17. Matichuk, D., Wenzel, M., Murray, T.C.: An Isabelle proof method language. In: Klein, G., Gamboa, R. (eds.) *Interactive Theorem Proving - 5th International Conference, ITP 2014, Held as Part of the Vienna Summer of Logic, VSL 2014, Vienna, Austria, July 14-17, 2014. Proceedings. Lecture Notes in Computer Science*, vol. 8558, pp. 390–405. Springer (2014), http://dx.doi.org/10.1007/978-3-319-08970-6_25
18. Nagashima, Y.: Evaluation Results. (2016), <http://ts.data61.csiro.au/Downloads/tacas17/>
19. Nagashima, Y.: Keep failed proof attempts in memory. In: *Isabelle Workshop 2016*. Nancy, France (aug 2016)
20. Nagashima, Y.: PSL (2016), <https://github.com/data61/PSL>
21. Nagashima, Y., O’Connor, L.: Close encounters of the higher kind - emulating constructor classes in standard ML (sep 2016)
22. Nipkow, T.: List index. *Archive of Formal Proofs* (Feb 2010), <http://isa-afp.org/entries/List-Index.shtml>, Formal proof development
23. Nipkow, T.: Skew heap. *Archive of Formal Proofs* (Aug 2014), http://isa-afp.org/entries/Skew_Heap.shtml, Formal proof development
24. Nipkow, T., Paulson, L.C., Wenzel, M.: *Isabelle/HOL - A Proof Assistant for Higher-Order Logic*, *Lecture Notes in Computer Science*, vol. 2283. Springer (2002), <http://dx.doi.org/10.1007/3-540-45949-9>
25. Nishihara, T., Minamide, Y.: Depth first search. *Archive of Formal Proofs* (Jun 2004), <http://isa-afp.org/entries/Depth-First-Search.shtml>, Formal proof development
26. Owre, S., Rushby, J.M., Shankar, N.: Pvs: A prototype verification system. In: *Proceedings of the 11th International Conference on Automated Deduction: Automated Deduction*. pp. 748–752. CADE-11, Springer-Verlag, London, UK, UK (1992), <http://dl.acm.org/citation.cfm?id=648230.752639>
27. Paulson, L.C.: The foundation of a generic theorem prover. *CoRR cs.LO/9301105* (1993), <http://arxiv.org/abs/cs.LO/9301105>
28. Sickert, S.: Linear temporal logic. *Archive of Formal Proofs* (Mar 2016), <http://isa-afp.org/entries/LTL.shtml>, Formal proof development
29. Sternagel, C.: Efficient mergesort. *Archive of Formal Proofs* (Nov 2011), <http://isa-afp.org/entries/Efficient-Mergesort.shtml>, Formal proof development
30. development team, T.C.: *The coq proof assistant reference manual* (2009)
31. Traytel, D.: A codatatype of formal languages. *Archive of Formal Proofs* (Nov 2013), http://isa-afp.org/entries/Coinductive_Languages.shtml, Formal proof development
32. Wadler, P.: How to replace failure by a list of successes: A method for exception handling, backtracking, and pattern matching in lazy functional languages. In: Jouannaud, J. (ed.) *Functional Programming Languages and Computer Architecture, FPCA 1985, Nancy, France, September 16-19, 1985, Proceedings. Lecture Notes in Computer Science*, vol. 201, pp. 113–128. Springer (1985), http://dx.doi.org/10.1007/3-540-15975-4_33