

Effect of strong \bar{p} – p nuclear forces on the rate of the low-energy three-body protonium formation reaction: $\bar{p} + H_\mu(1s) \rightarrow (\bar{p}p)_\alpha + \mu^-$

Renat A. Sultanov^{1,2a}, Dennis Guster^{2b}, and Sadhan K. Adhikari^{1c}

¹⁾*Instituto de Física Teórica, UNESP – Universidade Estadual Paulista, 01140 São Paulo, SP, Brazil*

²⁾*Department of Information Systems, BCRL & Integrated Science and Engineering Laboratory Facility (ISELF) at St. Cloud State University, St. Cloud, MN, USA*

(Dated: February 19, 2019)

Abstract

The effect of the strong \bar{p} – p nuclear interaction in a three-charge-particle system with arbitrary masses is investigated. Specifically, the (\bar{p}, μ^-, p) system is considered, where \bar{p} is an antiproton, μ^- is a muon and p is a proton. A numerical computation in the framework of a detailed few-body approach is carried out for the following protonium (antiprotonic hydrogen) production three-body reaction: $\bar{p} + H_\mu(1s) \rightarrow (\bar{p}p)_\alpha + \mu^-$. Here, $H_\mu(1s)$ is a ground state muonic hydrogen. Specifically, a bound state of p^+ and its counterpart \bar{p} is protonium in a quantum atomic state α , i.e. $Pn = (\bar{p}p)_\alpha$. The low-energy cross sections and rates of the Pn formation reaction are computed in the framework of a Faddeev-like equation formalism. The strong \bar{p} – p interaction is included in these calculations within a first order approximation. It was found, that the inclusion of this strong interaction results in a quite significant correction to the output of the three-body reaction. Therefore, the title three-body antiprotonic process with participation of muons would be useful, especially at low-energy collisions in studying the \bar{p} – p nuclear forces and the annihilation channels in Pn .

PACS numbers: 36.10.Ee, 36.10.Gv, 34.70.+e, 31.15.ac

^a Electronic mail: rasultanov@stcloudstate.edu; r.sultanov2@yahoo.com

^b Electronic mail: dcguster@stcloudstate.edu

^c Electronic mail: adhikari@ift.unesp.br; <http://www.ift.unesp.br/users/adhikari>

I. INTRODUCTION

The first detection and exploration of antiprotons, \bar{p} 's, [1] occurred more than a half of a century ago. In this interval of time this research field which is related to the stable baryonic particles observed substantial developments in both experimental and theoretical aspects. The field of particle physics represents one of the most important sections of research work at CERN. It will suffice to mention such experimental research groups as ALPHA [2], ATRAP [3], ASACUSA [4] and others, which carry out experiments with antiprotons. By using slow antiprotons it is then possible to create ground state antihydrogen atoms at low temperatures \bar{H}_{1s} (a bound state of \bar{p} and e^+ , i.e. a positron). The resulting two-particle atom at the present can be viewed as one of the simplest and most stable anti-matter species [5]. A comparison of the properties of the resulting hydrogen atom H with \bar{H} reveals that this antiatom lends itself well to support testing the fundamentals of physics. For example, an evaluation of the CPT theorem comes to mind immediately [6]. This possibility reinforces the need to obtain and store low-energy \bar{p} 's which could provide a basis for further comparisons of both scientific and practical interest. Also, the system certainly contributes to the state of current research in both atomic and nuclear physics [2–4, 7]. Further, the basic idea could be expanded to other atoms. A good example of this would be metastable antiprotonic helium atoms (atomcules) such as $\bar{p}^3\text{He}^+$ and $\bar{p}^4\text{He}^+$ [8]. It is important to note that within the field of \bar{p} physics these Coulomb three-body systems are crucial. Specifically, the use of high-precision laser spectroscopy of atomcules allows one to measure \bar{p} 's charge-to-mass ratio as well as fundamental constants within the standard model [9].

Developments in regard to atomcules and \bar{H} atoms have increased interest in the protonium (Pn) atom as well. This atom can be viewed as a bound state of \bar{p} and p [10–12]. The two-heavy-particle system can also be described as anti-protonic hydrogen. Its characteristics within the atomic scale are that it is a heavy and an extremely small system containing strong Coulomb and nuclear interactions. There is interplay between these interactions inside the atom. This situation is responsible for the creation of interesting resonance and quasi-bound states in Pn [13]. Thus, Pn can be considered as a useful tool in the examination of the anti-nucleon–nucleon ($\bar{N}N$) interaction potential [14–17] as well as the annihilation processes [18–20]. In other words, the interplay between Coulomb and nuclear forces contributes greatly to the \bar{p} and p quantum dynamics [21]. Further, the $\bar{p}+p$ elastic

scattering effect has also been examined in numerous papers. A good representative example would be [19]. It is also worthwhile to note that Pn formation is related to charmonium which is a hydrogen-like atom ($\bar{c}c$), which is also known as a bound state of a c -antiquark (\bar{c}) and c -quark [19]. In sum, the fundamental importance of protonium and problems related to its formation which include: bound or quasi-bound states, resonances and spectroscopy have resulted in this two-particle atom gaining much attention in the last decades.

Several few-charge-particle collisions can be used in order to produce low-energy Pn atoms. The following reaction is, for instance, one of them: $\bar{p} + H(1s) \rightarrow (\bar{p}p)_{\alpha'} + e^-$. This process is a Coulomb three-body collision which was computed in few works in which different methods and techniques have been applied [22–24]. Because in this three-body process a heavy particle, i.e. proton, is transferred from one negative "center", e^- , to another, \bar{p} , it would be difficult to apply a computational method based on an adiabatic (Born-Oppenheimer) approach [25]. Besides, experimentalists use another few-body reaction to produce Pn atoms, i.e. a collision between a slow \bar{p} and a positively charged molecular hydrogen ion, i.e. H_2^+ : $\bar{p} + H_2^+ \rightarrow (\bar{p}p)_{\alpha'} + H$.

Nonetheless, this paper is devoted to another three-body collision of the Pn formation reaction, i.e. we compute the cross-section and rate of a collision between \bar{p} and a muonic hydrogen atom H_μ , which is a bound state of p and a negative muon:

$$\bar{p} + (p\mu)_{1s} \rightarrow (\bar{p}p)_{\alpha} + \mu^-, \quad (1)$$

where, $\alpha=1s, 2s$ or $2p$ is the final quantum atomic state of Pn . Since the participation of μ^- in (1), at low-energy collisions Pn would be formed in a very small size - in the ground and close to ground states α . It is obvious that in these states the hadronic nuclear force between \bar{p} and p will be strong and pronounced. In its ground state the Pn atom has the following size: $a_0(Pn) = \hbar^2/(e_0^2 m_p/2) \sim 50$ fm, in which the Coulomb interaction between \bar{p} and p becomes extremely strong. The corresponding Pn 's binding energy without the inclusion of the nuclear \bar{p} - p interaction is: $E_n(Pn) = -e_0^4 m_p/2/(2\hbar n^2) \sim -10$ keV. We take: $n=1$, \hbar is the Planck constant, e_0 is the electron charge, and m_p is the proton mass. It would be useful to note, that the realistic \bar{p} - p binding energy (with inclusion of the strong interaction) can have a large value. This value may be comparable or even larger than m_p . Therefore, it would be necessary to apply a relativistic treatment to the reaction (1) in the output channel [26]. This situation which involves a very strong Coulomb interaction

inside Pn can also be a reason for vacuum polarization forces as well. Therefore, within the reaction (1) it might be very useful to take into account all these physics effects and carry out computation of their influence on reaction's partial cross sections and rates. Moreover, if in the near future it would be possible to make a high quality measurement of (1), we could compare the new results with corresponding theoretical data and fit (adjust) the \bar{p} - p strong interaction into the theoretical calculation in order to reproduce the laboratory data. This will be useful to better understand the annihilation processes and the nature of the strong \bar{p} - p interaction. Muons are already used as an effective tool to search for, so called, "new physics" and to carry out precise measurements of some fundamental constants [27]. For example, in the atomic analog of the reaction (1) Pn would be formed at highly excited Rydberg states with $\alpha' \approx 30$. Therefore, it is interesting to investigate the \bar{p} - p nuclear interaction in the framework of the three-body reaction (1) at low-energy collisions.

In this paper the reaction (1) is treated as a Coulomb three-body system (123) with arbitrary masses: m_1 , m_2 , and m_3 . It is shown in Fig. 1. A few-body method based on a Faddeev-type equation formalism is used. In this approach the three-body wave function is decomposed in two independent Faddeev-type components [28, 29]. Each component is determined by its own independent Jacobi coordinates. Since, the reaction (1) is considered at low energies, i.e. well below the three-body break-up threshold, the Faddeev-type components are quadratically integrable over the internal target variables \vec{r}_{23} and \vec{r}_{13} . They are also shown in Fig. 1. In this work the nuclear \bar{p} - p interaction is included approximately by shifting the Coulomb (atomic) energy levels in Pn .

In the next section we introduce notations pertinent to the few-body system (123), the basic equations, boundary conditions, a brief derivation of the set of coupled one-dimensional integral-differential equations suitable for numerical calculations and the numerical method used in this paper. The muonic units, i.e. $e = \hbar = m_\mu = 1$, are used in this work, where $m_\mu = 206.769 m_e$ is the mass of the muon. The proton (anti-proton) mass is $m_p = m_{\bar{p}} = 1836.152 m_e$.

II. COUPLED INTEGRAL-DIFFERENTIAL FEW-BODY EQUATIONS

The main subject of this paper is the three-body reaction (1). As we already mentioned, a quantum-mechanical Faddeev-type few-body approach is applied in this work. A coordinate

space representation is used. This approach is based on a reduction of the total three-body wave function Ψ on three Faddeev-type components [29]. However, when one has two negative and one positive charges only two asymptotic configurations are possible below the system's total energy (E) break-up threshold. This situation is explained in Fig. 1 specifically for the case of the three-body system: \bar{p} , μ^- and p^+ . In the framework of an adiabatic hyperspherical close-coupling approach this Coulomb three-body system has been considered in Ref. [30]. However, one could also apply a few-body type approach to this system, i.e. one could decompose Ψ on two components and write down a set of two coupled equations [31, 32]. Additionally, it would be interesting to take into account the strong \bar{p} - p nuclear interaction. A modified close coupling approach (MCCA) is applied in this work in order to solve the Faddeev-Hahn-type (FH-type) equations [33–35]. In other words, we carry out an expansion of the Faddeev-type components into eigenfunctions of the subsystem Hamiltonians. This technique provides an infinite set of coupled one-dimensional integral-differential equations. Within this formalism the asymptotic of the full three-body wave function contains two parts corresponding to two open channels [36]. One can use the following system of units: $e = \hbar = m_2 = 1$. We denote antiproton \bar{p} by 1, a negative muon μ^- by 2, and a proton p by 3. The total Hamiltonian of the three-body system is:

$$\hat{H} = \hat{H}_0 + V_{12}(\vec{r}_{12}) + V_{23}(\vec{r}_{23}) + \mathbb{V}_{13}(\vec{r}_{13}), \quad (2)$$

where \hat{H}_0 is the total kinetic energy operator of the three-body system, $V_{12}(\vec{r}_{12})$ and $V_{23}(\vec{r}_{23})$ are Coulomb pair-interaction potentials between particles 12 and 23 respectively, and:

$$\mathbb{V}_{13}(\vec{r}_{13}) = V_{13}(\vec{r}_{13}) + v_{13}^{\bar{N}N}(\vec{r}_{13}) \quad (3)$$

is the Coulomb+nuclear interaction between particles 13, i.e. \bar{p} and p . $v_{13}^{\bar{N}N}(\vec{r}_{13})$ is the $\bar{N}N$ strong short-range interaction between the particles. The last potential is considered as an approximate spherical symmetric interaction in this work. The system is depicted in Figs. 1 and 2 together with the Jacobi coordinates $\{\vec{r}_{j3}, \vec{\rho}_k\}$ and different geometrical angles between the vectors:

$$\vec{r}_{j3} = \vec{r}_3 - \vec{r}_j, \quad (4)$$

$$\vec{\rho}_k = \frac{(m_3\vec{r}_3 + m_j\vec{r}_j)}{(m_3 + m_j)} - \vec{r}_k, \quad (j \neq k = 1, 2). \quad (5)$$

Here \vec{r}_ξ , m_ξ are the coordinates and the masses of the particles $\xi = 1, 2, 3$ respectively. This circumstance suggests a few-body Faddeev formulation which uses only two components. A general procedure to derive such formulations is described in Ref. [31]. In this approach the three-body wave function is represented as follows:

$$|\Psi\rangle = \Psi_1(\vec{r}_{23}, \vec{\rho}_1) + \Psi_2(\vec{r}_{13}, \vec{\rho}_2), \quad (6)$$

where each Faddeev-type component is determined by its own Jacobi coordinates. Moreover, $\Psi_1(\vec{r}_{23}, \vec{\rho}_1)$ is quadratically integrable over the variable \vec{r}_{23} , and $\Psi_2(\vec{r}_{13}, \vec{\rho}_2)$ over the variable \vec{r}_{13} . To define $|\Psi_l\rangle$, ($l = 1, 2$) a set of two coupled Faddeev-Hahn-type equations is:

$$\left(E - \hat{H}_0 - V_{23}(\vec{r}_{23})\right)\Psi_1(\vec{r}_{23}, \vec{\rho}_1) = \left(V_{23}(\vec{r}_{23}) + V_{12}(\vec{r}_{12})\right)\Psi_2(\vec{r}_{13}, \vec{\rho}_2), \quad (7)$$

$$\left(E - \hat{H}_0 - V_{13}(\vec{r}_{13})\right)\Psi_2(\vec{r}_{13}, \vec{\rho}_2) = \left(V_{13}(\vec{r}_{13}) + V_{12}(\vec{r}_{12})\right)\Psi_1(\vec{r}_{23}, \vec{\rho}_1). \quad (8)$$

Here, \hat{H}_0 is the kinetic energy operator of the three-particle system, $V_{ij}(r_{ij})$ are paired Coulomb interaction potentials ($i \neq j = 1, 2, 3$), E is the total energy, and $V_{13}(\vec{r}_{13})$ is represented in Eq. (3). It would be important to point out here, that the constructed equations satisfy the Schrödinger equation exactly [31]. For the energies below the three-body break-up threshold these equations exhibit the same advantages as the Faddeev equations [28], because they are formulated for the wave function components with correct physical asymptotes.

Next, the kinetic energy operator \hat{H}_0 in Eqs. (7)-(8) can be represented as: $\hat{H}_0 = \hat{T}_{\rho_i} + \hat{T}_{r_{ij}}$, then one can re-write the equations (7)-(8) in the following way:

$$\left(E - \hat{T}_{\rho_1} - \hat{h}_{23}(\vec{r}_{23})\right)\Psi_1(\vec{r}_{23}, \vec{\rho}_1) = \left(V_{23}(\vec{r}_{23}) + V_{12}(\vec{r}_{12})\right)\Psi_2(\vec{r}_{13}, \vec{\rho}_2), \quad (9)$$

$$\left(E - \hat{T}_{\rho_2} - \hat{h}_{13}^{\bar{N}N}(\vec{r}_{13})\right)\Psi_2(\vec{r}_{13}, \vec{\rho}_2) = \left(V_{13}(\vec{r}_{13}) + v_{13}^{\bar{N}N}(\vec{r}_{13}) + V_{12}(\vec{r}_{12})\right)\Psi_1(\vec{r}_{23}, \vec{\rho}_1). \quad (10)$$

The two-body target hamiltonians $\hat{h}_{23}(\vec{r}_{23}) = \hat{T}_{\vec{r}_{23}} + V_{23}(\vec{r}_{23})$ and $\hat{h}_{13}^{\bar{N}N}(\vec{r}_{13}) = \hat{T}_{\vec{r}_{13}} + V_{13}(\vec{r}_{13}) + v_{13}^{\bar{N}N}(\vec{r}_{13})$ with an additional \bar{p} - p nuclear interaction are represented explicitly in these equations. In order to solve Eqs. (9)-(10) a modified close-coupling approach is applied, which leads to an expansion of the system's wave function components Ψ_1 and Ψ_2 into eigenfunctions $\varphi_n^{(1)}(\vec{r}_{23})$ and $\varphi_{n'}^{(2)\bar{N}N}(\vec{r}_{13})$ of the subsystem (target) Hamiltonians, i.e.

$$\begin{cases} \Psi_1(\vec{r}_{23}, \vec{\rho}_1) \approx \sum_n f_n^{(1)}(\vec{\rho}_1) \varphi_n^{(1)}(\vec{r}_{23}), \\ \Psi_2(\vec{r}_{13}, \vec{\rho}_2) \approx \sum_{n'} f_{n'}^{(2)}(\vec{\rho}_2) \varphi_{n'}^{(2)\bar{N}N}(\vec{r}_{13}). \end{cases} \quad (11)$$

This provides us with a set of coupled one-dimensional integral-differential equations after the partial-wave projection.

The two complete sets of functions, i.e. $\{\varphi_n^{(1)}(\vec{r}_{23})\}$ and $\{\varphi_{n'}^{(2)\bar{N}N}(\vec{r}_{13})\}$, represent the eigenfunctions of the two-body target hamiltonians $\hat{h}_{23}(\vec{r}_{23})$ and $\hat{h}_{13}^{\bar{N}N}(\vec{r}_{13})$ respectively:

$$\hat{h}_{23}(\vec{r}_{23})\varphi_n^{(1)}(\vec{r}_{23}) = \left[\hat{T}_{\vec{r}_{23}} + V_{23}(\vec{r}_{23})\right]\varphi_n^{(1)}(\vec{r}_{23}) = \varepsilon_n\varphi_n^{(1)}(\vec{r}_{23}) \quad (12)$$

$$\hat{h}_{13}^{\bar{N}N}(\vec{r}_{13})\varphi_{n'}^{(2)\bar{N}N}(\vec{r}_{13}) = \left[\hat{T}_{\vec{r}_{13}} + V_{13}(\vec{r}_{13}) + v_{13}^{\bar{N}N}(\vec{r}_{13})\right]\varphi_{n'}^{(2)\bar{N}N}(\vec{r}_{13}) = \mathcal{E}_{n'}\varphi_{n'}^{(2)\bar{N}N}(\vec{r}_{13}) \quad (13)$$

In addition to the Coulomb potential, the strong interaction, i.e. $v_{13}^{\bar{N}N}(\vec{r}_{13})$, is also included in Eq. (13). Coulomb is a central symmetric potential. Therefore, the eigenfunctions $\varphi_n^{(1)}$ and the corresponding eigenstates are [37]:

$$\varphi_n^{(1)}(\vec{r}_{23}) = \sum_{lm} R_{nl}^{(1)}(r_{23})Y_{lm}(\vec{r}_{23}), \quad (14)$$

$$\varepsilon_n = -\frac{\mu_1}{2n^2}. \quad (15)$$

The same cannot be said about the full potential between \bar{p} and p , because its second part, $v_{13}^{\bar{N}N}(\vec{r}_{13})$, posses an asymmetric $\bar{N}N$ nuclear interaction [19, 20]. We do not include explicitly the strong interaction in the current calculations so far. Therefore, in the case of the target Pn eigenfunctions we use the two-body pure Coulomb (atomic) wave functions. Nonetheless, the strong \bar{p} - p interaction is approximately taken into account in this work through the eigenstates $\mathcal{E}_{n'}$ which have shifted values from the original Coulomb levels $\varepsilon_{n'}$ [38], that is:

$$\varphi_{n'}^{(2)\bar{N}N}(\vec{r}_{13}) \approx \sum_{l'm'} R_{n'l'}^{(2)\bar{N}N}(r_{13})Y_{l'm'}(\vec{r}_{13}) \approx \sum_{l'm'} R_{n'l'}^{(2)}(r_{13})Y_{l'm'}(\vec{r}_{13}) \quad (16)$$

$$\mathcal{E}_{n'} \approx \varepsilon_{n'} + \Delta E_{n'}^{\bar{N}N} = -\frac{\mu_2}{2n'^2} + \Delta E_{n'}^{\bar{N}N}. \quad (17)$$

In Eqs. (14) and (16) $Y_{lm}(\vec{r})$ are spherical functions [39] and $R_{nl}^{(i)}(r)$ ($i = 1, 2$) is an analytical solution to the radial part of the two-charge-particle Schrödinger equation [37]:

$$\left(\varepsilon_n^{(i)} + \frac{1}{2\mu_j r_{j3}^2} \left\{ \frac{\partial}{\partial r_{j3}} \left(r_{j3}^2 \frac{\partial}{\partial r_{j3}} \right) - l(l+1) \right\} - V_{j3}\right) R_{nl}^{(i)}(r_{j3}) = 0, \quad (18)$$

where $j \neq i = 1, 2$. The method outlined above is a first order approximation. In the framework of this approach it would be interesting to estimate the level of the influence of the strong \bar{p} - p interaction on the three-charge-particle proton transfer reaction (1).

Generally speaking, the two-body Coulomb-nuclear wave functions of Pn , i.e. $\varphi_{n'}^{(2)\bar{N}N}(\vec{r}_{13})$ and corresponding eigenstates, $\mathcal{E}_{n'}$, have been of a significant interest for a long time. To build these states one needs to solve the two-charge-particle Schrödinger equation with an additional strong short-range $\bar{N}N$ interaction, i.e. Eq. (13), or see for instance [17]. In Ref. [40] the authors included explicitly the nuclear \bar{p} - p interaction in the framework of a variational approach in the case of the $\bar{H}+H$ scattering. However, as a first step, one can also apply an approximate approach: Eqs. (14)-(16) with an energy shift in the eigenstate of Pn $\mathcal{E}_{n'}$, i.e. Eq. (17), $\varepsilon_{n'}$ is the Coulomb level and $\Delta E_{n'}^{\bar{N}N}$ is its nuclear shift. It can be computed, for example, with the use of the following formula [38]:

$$\Delta E_{n'}^{\bar{N}N} = -\frac{4}{n'} \frac{a_s}{B_{Pn}} \varepsilon_{n'}, \quad (19)$$

where a_s is the strong interaction scattering length in the $\bar{p}+p$ collision, i.e. without inclusion of the Coulomb interaction between the particles, B_{Pn} is the Bohr radius of Pn . In the literature one can find other approximate expressions to compute $\Delta E_{n'}^{\bar{N}N}$, see for example [41, 42]. It would also be interesting to apply some of these formulas together with the additional inclusion of the relativistic effects in protonium, see for example works [26, 43].

After a proper angular momentum expansion one can obtain an infinite set of coupled integral-differential equations for the unknown functions $f_{\alpha}^{(1)}(\rho_1)$ and $f_{\alpha'}^{(2)}(\rho_2)$ [34]:

$$\left\{ \begin{array}{l} \left[(k_n^{(1)})^2 + \frac{\partial^2}{\partial \rho_1^2} - \frac{\lambda(\lambda+1)}{\rho_1^2} \right] f_{\alpha}^{(1)}(\rho_1) = g_1 \sum_{\alpha'} \frac{\sqrt{(2\lambda+1)(2\lambda'+1)}}{2L+1} \\ \quad \times \int_0^\infty d\rho_2 f_{\alpha'}^{(2)}(\rho_2) \int_0^\pi d\omega \sin \omega R_{nl}^{(1)}(|\vec{r}_{23}|) \left[-\frac{1}{|\vec{r}_{23}|} + \frac{1}{|\vec{r}_{12}|} \right] R_{n'l'}^{(2)}(|\vec{r}_{13}|) \\ \quad \times \rho_1 \rho_2 \sum_{mm'} D_{mm'}^L(0, \omega, 0) C_{\lambda 0 l m}^{Lm} C_{\lambda' 0 l' m'}^{Lm'} Y_{lm}(\nu_1, \pi) Y_{l'm'}^*(\nu_2, \pi), \\ \\ \left[(k_n^{(2)})^2 + \frac{\partial^2}{\partial \rho_2^2} - \frac{\lambda'(\lambda'+1)}{\rho_2^2} \right] f_{\alpha'}^{(2)}(\rho_2) = g_2 \sum_{\alpha'} \frac{\sqrt{(2\lambda+1)(2\lambda'+1)}}{2L+1} \\ \quad \times \int_0^\infty d\rho_1 f_{\alpha'}^{(1)}(\rho_1) \int_0^\pi d\omega \sin \omega R_{nl}^{(2)}(|\vec{r}_{13}|) \left[-\frac{1}{|\vec{r}_{13}|} + \frac{1}{|\vec{r}_{12}|} \right] R_{n'l'}^{(1)}(|\vec{r}_{23}|) \\ \quad \times \rho_2 \rho_1 \sum_{mm'} D_{mm'}^L(0, \omega, 0) C_{\lambda 0 l m}^{Lm} C_{\lambda' 0 l' m'}^{Lm'} Y_{lm}(\nu_2, \pi) Y_{l'm'}^*(\nu_1, \pi). \end{array} \right. \quad (20)$$

Here: $g_i = 4\pi M_i/\gamma^3$ ($i = 1, 2$), L is the total angular momentum of the three-body system, $\alpha = (n\lambda)$ are quantum numbers of a three-body state, $k_n^{(i)} = \sqrt{2M_i(E - E_n^{(j)})}$, with $M_1 =$

$(m_2 + m_3)m_1/(m_1 + m_2 + m_3)$, $M_2 = (m_1 + m_3)m_2/(m_1 + m_2 + m_3)$, $E_n^{(j)}$ is the binding energy of $(j3)$, $(i \neq j = 1, 2)$, $\gamma = 1 - m_1m_2/((m_1 + m_3)(m_2 + m_3))$, $D_{mm'}^L(0, \omega, 0)$ the Wigner function [39], $C_{\lambda 0 l m}^{Lm}$ the Clebsh-Gordon coefficient [39], ω is the angle between the Jacobi coordinates $\vec{\rho}_i$ and $\vec{\rho}_{i'}$, ν_i is the angle between $\vec{r}_{i'3}$ and $\vec{\rho}_i$, $\nu_{i'}$ is the angle between \vec{r}_{i3} and $\vec{\rho}_{i'}$. The following relations should be used for numerical calculations:

$$\sin \nu_i = \frac{\rho_{i'}}{\gamma r_{i'3}} \sin \omega, \quad (21)$$

$$\cos \nu_i = \frac{1}{\gamma r_{i'3}} (\beta_i \rho_i + \rho_{i'} \cos \omega), \quad (i \neq i' = 1, 2). \quad (22)$$

A detailed few-body treatment of the heavy-charge-particle reaction (1) is the main goal of this work. The geometrical angles of the configurational triangle $\triangle 123$: $\nu_{1(2)}$, $\eta_{1(2)}$, ζ , and ω are shown in Fig. 2 together with the Jacobi coordinates, i.e. $\{\vec{r}_{j3}, \vec{\rho}_k\}$ ($j \neq k = 1, 2$) and \vec{r}_{12} . The center of mass of the (123) system is O . O_1 and O_2 are the center of masses of the targets. The Faddeev decomposition avoids over-completeness problems because the subsystems are treated in an equivalent way in the framework of the two-coupled equations. Thus the correct asymptotes are guaranteed. The Faddeev-components are smoother functions of the coordinates than the total wave function [29, 36].

A. Reaction cross sections

To reach the next step it is necessary to obtain an unique solution for equations (20). While doing so it is imperative that the appropriate boundary conditions are met. Of course the conditions considered are going to be related to the physical characteristics of the system used. The following condition should be imposed first:

$$f_{nl}^{(i)}(0) \sim 0. \quad (23)$$

Subsequently, it is then appropriate in solving three-body charge-transfer problems to utilize the \mathbf{K} -matrix formalism approach. This would appear to be a prudent step because this method has been successfully utilized to obtain solutions in various three-body problems within the framework of both the Schrödinger equation [44, 45] and the coordinate space Faddeev equation [46]. Specifically, in regard to the rearrangement scattering problem $i+(j3)$ as the initial state within the asymptotic region it will be necessary to devise two solutions

to Eqs. (20) which then will satisfy the boundary conditions that follow:

$$\begin{cases} f_{1s}^{(i)}(\rho_i) \underset{\rho_i \rightarrow +\infty}{\sim} \sin(k_1^{(i)} \rho_i) + K_{ii} \cos(k_1^{(i)} \rho_i) \\ f_{1s}^{(j)}(\rho_j) \underset{\rho_j \rightarrow +\infty}{\sim} \sqrt{v_i/v_j} K_{ij} \cos(k_1^{(j)} \rho_j) , \end{cases} \quad (24)$$

K_{ij} represents the appropriate scattering coefficients, and v_i ($i = 1, 2$) is the channel velocity i . This substitution results in the modification of the variables displayed below in Eq. (20):

$$f_{1s}^{(i)}(\rho_i) = f_{1s}^{(i)}(\rho_i) - \sin(k_1^{(i)} \rho_i), \quad (i = 1, 2), \quad (25)$$

and provides two sets of inhomogeneous equations which can now be solved numerically. The transition also allows the coefficients K_{ij} to be gained by reaching a numerical solution for the previously described FH-type equations. Now the cross sections can be expressed as follows:

$$\sigma_{ij} = \frac{4\pi}{k_1^{(i)2}} \left| \frac{\mathbf{K}}{1 - i\mathbf{K}} \right|^2 = \frac{4\pi}{k_1^{(i)2}} \frac{\delta_{ij} D^2 + K_{ij}^2}{(D - 1)^2 + (K_{11} + K_{22})^2} , \quad (26)$$

where $(i, j = 1, 2)$ refer to the two channels and $D = K_{11}K_{22} - K_{12}K_{21}$. Next, in accord with the quantum-mechanical unitarity principle the scattering matrix $\mathbf{K} = \begin{pmatrix} K_{11} & K_{12} \\ K_{21} & K_{22} \end{pmatrix}$ has an important feature, i.e. $K_{12} = K_{21}$, which can be described as follows:

$$\chi(E) = \frac{K_{12}}{K_{21}} = 1. \quad (27)$$

This work has been expanded to consider this condition within different solutions. In fact (27) is evaluated in this work for all considered collision energies within the framework of the 1s, 1s+2s and 1s+2s+2p MCCA approximations, i.e. Eqs. (11).

B. Numerical method

This section provides a brief discussion of the numerical approach utilized herein. To obtain a solution to the Eqs. (7)-(8) or (9)-(10) it necessitates a careful consideration of both of the following Faddeev-type components $\Psi_{1(2)}$. Additionally, it requires that the expansions (11) have to be applied across the angle and the distance variables of the three-body system, i.e. Eqs. (14) and (16). It would be somewhat simpler to reach a numerical solution for the set of coupled Eqs. (20) if only the important -s and -p waves are included within the expansions (11), (14) and (16), and limit n up to $n = 2$ in the Eq. (11). This

process results in a truncated set of six coupled integral-differential equations because in $\Psi_{1(2)}$ only 1s, 2s and 2p target two-body atomic wave-functions are included. This method could be considered as a modified version of the close coupling approximation containing six expansion functions. The resulting set of truncated integral-differential Eqs. (20) may be solved by using a discretization procedure. Specifically, on the right side of the equations the integrals over ρ_1 and ρ_2 can be replaced with sums using the trapezoidal rule [47]. Further, the second order partial derivatives on the left side can be discretized by using a three-point rule [47]. This process allows us to obtain a set of linear equations for the unknown coefficients $f_\alpha^{(i)}(k)$ ($k = 1, N_p$) [34, 35]. Then it is possible to ascertain through the symbolic-operator notations that the set of linear equations has the following characteristics [34, 35]:

$$\sum_{\alpha'=1}^{2 \times N_s} \sum_{j=1}^{N_p} \mathbf{A}_{\alpha\alpha'}(i, j) \vec{f}_{\alpha'}(j) = \vec{b}_\alpha(i). \quad (28)$$

The resulting discretized equations can be then solved using the Gauss elimination method [48]. It then follows that the matrix \mathbf{A} should exhibit a well known block-structure. In this case there are four major blocks in the matrix: two of them are related to the differential operators and other two are related to the integral operators [34, 35]. Further, each block should contain sub-blocks. The number of sub-blocks, of course, depends on the quantum numbers $\alpha = n\lambda$ and $\alpha' = n'\lambda'$. It is worth noting that the second order differential operators produce three-diagonal sub-matrixes [35].

The solution to the coupled integral-differential equations (20) requires one to first compute the angular integrals $S_{\alpha\alpha'}^{(ii')}(\rho_i, \rho_{i'})$ ($i \neq i' = 1, 2$) [34]. These integrals are independent of the energy, E . To improve efficiency, one can compute them only once and then store them on a computer's hard drive for future reference. For example, they could be used in the calculations required to determine charge-transfer cross-sections at different collision energies. Also noteworthy is the relationship of the sub-integral expressions which have a very strong and complicated dependence on the Jacobi coordinates ρ_i and $\rho_{i'}$ [34]. The next three figures presented 3, 4 and 5 depict some of these relationships using different quantum numbers α and α' . Specifically, Fig. 3 depicts the result in a case where $\alpha = \alpha' = 1s$. In other words, this case illustrates a crucial ground-state to ground-state matrix element in Eqs. (20) within the input channel. Further evaluation reveals that this surface has smaller numerical values relative to the matrix element shown in Fig. 4. In this case $\alpha = 1s$ and

$\alpha' = 2p$, which assumes that the polarization effect is taken into account. An interesting case when $\alpha = \alpha' = 2s$ in the input channel is shown in Fig. 5. Further, the analysis reveals that a very strong polarization effect results in the input channel of the reaction (1). To clarify this further, one can calculate $S_{\alpha\alpha'}^{(ii')}(\rho_i, \rho_{i'})$ at different values of ρ_i and $\rho_{i'}$. To do this an adaptable algorithm has been devised and applied using the following mathematical substitution [34]: $\cos \omega = (x^2 - \beta_i^2 \rho_i^2 - \rho_{i'}^2)/(2\beta_i \rho_i \rho_{i'})$. The angle dependent portion of the resulting equation can be described by the following one-dimensional integral:

$$S_{\alpha\alpha'}^{(ii')}(\rho_i, \rho_{i'}) = \frac{4\pi}{\beta_i} \frac{[(2\lambda + 1)(2\lambda' + 1)]^{\frac{1}{2}}}{2L + 1} \int_{|\beta_i \rho_i - \rho_{i'}|}^{\beta_i \rho_i + \rho_{i'}} dx R_{nl}^{(i)}(x) \left[-1 + \frac{x}{r_{ii'}(x)} \right] R_{n'l'}^{(i')}(r_{i3}(x)) \\ \times \sum_{mm'} D_{mm'}^L(0, \omega(x), 0) C_{\lambda 0 lm}^{Lm} C_{\lambda' 0 l' m'}^{Lm'} Y_{lm}(\nu_i(x), \pi) Y_{l'm'}^*(\nu_{i'}(x), \pi). \quad (29)$$

Specifically, the adaptive algorithm incorporated in a FORTRAN subroutine from [49] is used within this work to calculate the angle integration in (29). This recursive computer program known as QUADREC, is an improved version of the well respected program QUANC8 [48]. Therefore, QUADREC can provide improvements in regard to quality, stability and precision in integration when compared to QUANC8 [49]. When considering the expression (29) it is worth noting that it differs from zero only in a quite narrow strip, i.e. when $\rho_i \approx \rho_{i'}$. This can be explained because in the three-body system considered the coefficient β_i approximately equals one. This means to it is imperative, to distribute a very large number of discretization points (up to 6000) between 0 and ~ 80 muonic units if numerically reliable converged results are to be reached.

III. RESULTS AND CONCLUSIONS

In this section we present our results. The Pn formation three-body reaction is computed at low energies. A Faddeev-like equation formalism Eqs. (9)-(10) has been applied. The few-body approach has been explained in previous sections. In order to solve the coupled equations two different independent sets of target expansion functions have been employed (11). In the framework of this approach the two targets are treated equivalently and the method allows us to avoid the over-completeness problem. The goal of this paper is to carry out a reliable quantum-mechanical computation of the cross sections and corresponding rates of the Pn formation reaction at low and very low collision energies. It is very interesting to estimate the influence of the strong short-range \bar{p} - p interaction on the rate of the reaction

(1). The three-body reaction (1) could be used to investigate the strong \bar{p} - p nuclear interaction and the annihilation process in future experiments with the anti-protonic hydrogen atom or protonium Pn . The coupled integral-differential Eqs. (20) have been solved numerically for the case of the total angular momentum $L = 0$ in the framework of the two-level $2 \times (1s)$, four-level $2 \times (1s+2s)$, and six-level $2 \times (1s+2s+2p)$ close coupling approximations in Eq. (11). The sign "2 \times " indicates that two different sets of expansion functions are applied. The $L = 0$ computation is justified, since we are interested in a very low-energy collision: $\varepsilon_{coll} \sim 10^{-4}$ eV–10 eV. The following boundary conditions (23), (24), and (25) have been applied. To compute the charge transfer cross sections the expression (26) has been used.

We mentioned that the truncated set of coupled integral-differential equations (20) is solved with the use of the matrix approach. The computation itself is organized in the following way: as a first step two sets of integration knots are created over the Jacobi coordinates ρ_1 and ρ_2 , i.e. we have: $\{\rho_{1i}, i = 1, N_1\}$ and $\{\rho_{2j}, j = 1, N_2\}$. We choose $N_1 = N_2 = N$, where N is taken up to 6500 points. Within the second step of the method we have to carry out a numerical computation of the angle integrals (29) for each given coordinate value: ρ_{1i} and ρ_{2j} . A special FORTRAN adaptive-quadrature subroutine is used in this work. Because of the very singular character of the Coulomb pair-interaction potentials between the particles this step is important but too challenging and time consuming. Based on our observation, the precision and quality of these calculations should be robust enough. The calculated angle integrals, Eq. (29) can be saved on a hard drive of a computer system. After this initial, but very important work our program builds the full matrix which precisely corresponds to the set of coupled Eqs. (20). Finally, one can solve the set of the linear equations (28), compute the three-body wave function, the elastic and charge-transfer cross sections, and the corresponding Pn formation rates.

Also, it would be useful to make few additional comments about the structure of the Eqs. (20) and our numerical method. Namely, on the left side of these equations we have the usual differential operators. However, because coupled Faddeev-Hahn-type equations are used in this work, on the right side of the equations Eqs. (20) we have the unknown functions under the integration over ρ_1 and ρ_2 . The integration runs from 0 to infinity. Therefore, it is obvious, that the usual step-by-step or predictor-corrector numerical methods in which a computer program itself (automatically) adopts integration steps [48] cannot be applied in these calculations. Consequently, in the current case one needs, first, to choose and

distribute the integration knots in accord with the peculiarities of the potential surfaces (29) and then build the full matrix. In turn the surfaces (matrix elements) $S_{\alpha\alpha'}^{(ii')}(\rho_i, \rho_{i'})$ have quite complicated and very different shapes and values. This is seen in Figs. 3, 4, and 5. It is very important not to lose all these peculiarities and carefully distribute as well as utilize a large number of integration points. However, the last circumstance results in a very large matrix. Another complication arises from the fact that the reaction (1) in the input channel has a muonic atom H_μ as a target, but in the output channel Pn is present. The size of Pn is about five times smaller than H_μ , therefore the number of the integration knots which are sufficient to describe the H_μ channel may not be good enough to compute the Pn channel.

Below we report our computational results. However, before attempting large scale production calculations one needs to investigate numerical convergence of the method and computer program. Fig. 6 shows a few of the initial convergence results for the case of our $1s + 2s$ MCCA approach. Specifically, in this case we solved four coupled integral-differential equations. The polarization effect is not included. On Fig. 6 one can see, that the inclusion of only the short-range s -states in the expansion (11) provides stable results for the rate, $\sigma_{tr}v_{c.m.}$ (upper plot), and for the transfer cross section, σ_{tr} (middle plot). Here, $v_{c.m.} = \sqrt{2\varepsilon_{coll}/M_k}$ is a relative center-of-mass velocity between the particles in the input channel of the three-body reaction, ε_{coll} is the collision energy, and M_k is the reduced mass. The upper limit of the integration can be taken as $R \approx 13$ m.a.u. or 20 m.a.u. A large number of integration points was used and we obtained a fully convergent result.

Because we compare the Pn formation rates, $\sigma_{tr}v_{c.m.}$, of the process (1) with the corresponding results from Ref. [30], we also multiplied our data by factor of " $\times 5$ ", as it was done in [30]. Next, the COND number (Fig. 6, lower plot) is an important special parameter of the DECOMP computer program [48]. It is also included in our FORTRAN code. DECOMP solves the large system of linear equations (28). One can see that COND maintains quite constant values. However, it increases its values when the upper limit of integration is increased.

Figs. 7 and 8 represent the convergence results in the framework of the $1s+2s+2p$ MCCA approach in which we solve six coupled integral-differential equations. In these cases we used a different number of integration points, namely 75 and 85 per the muonic radius length and also varied the values of the upper limit of the integration to 62, 69 and 76 m. a. u. Thus, the maximum number of integration knots used in this work is $N_{max} = 76 \times 85 = 6460$. It

is seen that the results are in a good agreement with each other in regard to the transfer and the elastic cross sections. Thus numerical convergence has been achieved.

We compared some of our findings with the corresponding data from the older work [30]. The Pn formation cross section in the reaction (1) are shown in Fig. 9. Here we use $1s$, $1s+2s$ and $1s+2s+2p$ states within the modified close-coupling approximation, i.e. MCCA approach. One can see that the contribution of the $2s$ - and $2p$ -states from each target is becoming even more significant while the collision energy becomes smaller. It is useful to make a comment about the behaviour of $\sigma_{tr}(\varepsilon_{coll})$ at very low collision energies: $\varepsilon_{coll} \sim 0$. From our calculations we found the following relationship in the p transfer cross sections: $\sigma_{tr} \rightarrow \infty$ as $\varepsilon_{coll} \rightarrow 0$. However, the p transfer rates, λ_{tr} , are proportional to the product $\sigma_{tr}v_{c.m.}$ and this trends to a finite value as $v_{c.m.} \rightarrow 0$.

To compute the proton transfer rate the following formula $\lambda_{tr} = \sigma_{tr}(\varepsilon_{coll} \rightarrow 0)v_{c.m.}$ can be used. Therefore, additionally, for the process (1) we compute the numerical value of the following important quantity:

$$\Lambda(Pn) = \sigma_{tr}(\varepsilon_{coll} \rightarrow 0)v_{c.m.} \approx \text{const}, \quad (30)$$

which is proportional to the actual Pn formation rate at low collision energies. In the framework of the $2 \times (1s + 2s + 2p)$ MCCA approach, i.e. when six coupled Faddeev-Hahn-type integral-differential equations are solved, our result for the Pn formation rate has the following value:

$$\Lambda_{1s2s2p}(Pn) \approx 0.32 \text{ m.a.u.} \quad (31)$$

The corresponding rate from the work [30] is: $\Lambda'(Pn) \approx 0.2 \text{ m.a.u.}$ Both results are in agreement with each other. For comparison purposes our original result for $\Lambda_{1s2s2p}(Pn)$ has been multiplied by a factor of " $\times 5$ " as the result of work [30].

One of the main goals of this work is to investigate the effect of the $\bar{p}-p$ nuclear interaction on the rate of the reaction (1). In Fig. 9 we additionally provide our cross sections for (1) including the nuclear effect in the final Pn state. One can see, that the contribution of the strong interaction becomes even more substantial when the collision energy is becoming lower. Also, for a few selected energies Table I shows our results for the Pn formation total cross sections and rates in the framework of different MCCA approximations. The unitarity relationship, i.e. Eq. (27), is checked. It is seen, that χ exhibits fairly constant values close to one. A few additional comments about the inclusion of the $\bar{p}-p$ nuclear interaction are

appropriate. First of all, we neglected the $\bar{p}p$ annihilation channel. However, the strong nuclear effect in the process (1) is incorporated through the energy shifts $\Delta E_{n'}^{\bar{N}N}$ to the original Coulomb energy levels in the Pn atom, i.e. $\varepsilon_{n'}$ in Eq. (17). To compute $\Delta E_{n'}^{\bar{N}N}$ the expression (19) is used from [38]. The $\bar{p}+p$ elastic scattering length, i.e parameter a_s , was adopted from work [15] and equals 0.57 fm in our calculations. In [15] the Kohno-Weise strong interaction potential [50] has been applied.

Our next two Figs. 10 and 11 represent such results, where we compare cross sections and rates computed with and without the inclusion of the strong potential within the different close-coupling approximation. Fig. 10 shows our results in the framework of the $1s$ and $1s+2s$ MCCA approaches. The results are numerically stable. It seen that the contribution of the strong interaction is higher in the case of the $1s+2s$ approximation. For example, in this case the rate of the reaction (1) is about 0.12 m.a.u., however with the inclusion of the nuclear interaction it becomes 0.15 m.a.u. The last figure in this paper, Fig. 11, represents our computational data in the $1s+2s+2p$ approach. The very important polarization effect is included. The inclusion of the nuclear interaction brings a significant change to the rate of the reaction (1). At very low collision energies around $10^{-4} - 10^{-2}$ eV the rate is ~ 0.5 m.a.u. It is important to restate that all calculations carried out in this work have been done for the ground-to-ground state of (1), i.e. $\alpha = 1$.

In summation, the complexity of the few-body system and the method utilized necessitated that only the total orbital momentum $L = 0$ be taken into account. However, the method was indeed adequate for the slow and ultraslow collisions discussed previously. Further, it is important to note that the devised few-body equations (7)-(8) do exactly satisfy the Schrödinger equation. In cases in which the energies below the three-body break-up threshold occur this methodology provides advantages similar to the Faddeev equations [29]. This is because the equation is formulated to include wave function components containing the correct physical asymptotes. The solution to these equations begins by applying a close-coupling method. This then leads to an expansion of the system's wave function components into eigenfunctions of the subsystem (target) Hamiltonians. This results in the generation of a set of one-dimensional integral-differential equations upon completion of the partial-wave projection. An additional benefit of the Faddeev-type method stems from the fact that the Faddeev-components provide a smoother function of the coordinates

when compared to the total wave function. In an effort to expand the scope of the results a strong proton-antiproton interaction was included in this work by appropriately shifting the Coulomb energy levels of the Pn atom [17, 38]. Interestingly, this process increased the magnitude of the resulting values of the reaction cross section and corresponding rate by $\sim 50\%$. Therefore, one further three-body reaction similar to (1) can also be of a sufficient future interest:

$$\bar{p} + {}^2\text{H}_\mu(1s) \rightarrow (\bar{p}d)_\alpha + \mu^-, \quad (32)$$

where ${}^2\text{H}=d$ is the deuterium nucleus, μ^- and \bar{p} are muon and antiproton respectively. This is because of a possible effect of the isotopic few-body quantum dynamic differences between reactions (1) and (32), and the nuclear interaction differences between \bar{p} and p and \bar{p} and d . In the future, it would be very interesting to compare the cross sections of both reactions.

Based on the results herein it seems logical for future work to include in Eqs. (11) and focus on higher atomic target states such as $3s + 3p + 3d + 4s + 4p \dots$ as well as the continuum spectrum. Calculations of this type would not only be interesting and challenging, but could open new vistas of knowledge. In part the challenge is because during the very low energy collisions that were evaluated in this paper all of the higher channels are closed and there is a significant energy gap between these states and the actual collision energies. Despite this limitation the primary contribution from s - and p -states (polarization) is still evaluated. In closing, the authors feel that including the strong \bar{p} - p interaction explicitly in the numerical solution of Eqs. (9)-(10) could also provide an interesting and challenging direction for future research in this area.

-
- [1] O. Chamberlain, E. Segré, C. Wiegand, and T. Ypsilantis Phys. Rev. **100**, 947 (1955).
 - [2] G. B. Andresen et al., (ALPHA Collaboration), Phys. Rev. Lett. **105** 013003 (2010).
 - [3] G. Gabrielse et al., (ATRAP Collaboration), Phys. Rev. Lett. **106** 073002 (2011).
 - [4] M. Hori and J. Waltz, Prog. Part. Nucl. Phys. **72**, 206 (2013).
 - [5] M. Amoretti et al., Nature **419**, 6906 (2002).
 - [6] V. A. Kostelecký and A. J. Vargias, Phys. Rev. D **92**, 056002 (2015).
 - [7] W. A. Bertsche, E. Butler, M. Charlton, and N. Madsen, J. Phys. B: At. Mol. Opt. Phys. **48**, 232001 (2015).

- [8] R. S. Hayano, M. Hori, D. Horvath, and E. Widmann, Rep. Prog. Phys. **70**, 1995 (2007).
- [9] M. Hori et al., Nature **475**, 484 (2011).
- [10] N. Zurlo et al., (ATHENA Collaboration), Phys. Rev. Lett. **97**, 153401 (2006); Hyperfine Interact. **172**, 97 (2006).
- [11] L. Venturelli et al., Nucl. Instrum. Methods Phys. Res., Sect. B **261**, 40 (2007).
- [12] E. L. Rizzini et al., Europ. Phys. J. Plus, **127**, 1 (2012).
- [13] I. S. Shapiro, Phys. Rep. **35**, 129 (1978).
- [14] J. Hrtánková and J. Mareš, Nucl. Phys. A **945**, 197 (2015).
- [15] J. Carbonell, J. -M. Richard, and S. Wycech, Z. Phys. A **343**, 325 (1992).
- [16] C. B. Dover and J. -M. Richard, Phys. Rev. C **25**, 1952 (1982).
- [17] J. -M. Richard and M. E. Sainio, Phys. Lett. B **110**, 349 (1982).
- [18] B. R. Desai, Phys. Rev. **119**, 1385 (1961).
- [19] E. Klempt, F. Bradamante, A. Martin, J.-M. Richard, Phys. Rep. **368**, 119 (2002).
- [20] E. Klempt, C. Batty, J.-M. Richard, Phys. Rep. **413**, 197 (2005).
- [21] L. N. Bogdanova, O. D. Dalkarov, and I. S. Shapiro, Ann. Phys. **84**, 261 (1974).
- [22] X. M. Tong, K. Hino, N. Toshima, Phys. Rev. Lett. **97**, 243202 (2006).
- [23] K. Sakimoto, Phys. Rev. A **88** 012507 (2013).
- [24] B. D. Esry and H. R. Sadeghpour, Phys. Rev. A **67**, 012704 (2003).
- [25] M. Born and R. Oppenheimer, Ann. Phys., Leipzig, **84**, 457 (1927).
- [26] T. Ueda, Prog. Theor. Phys. **62**, 1670 (1979.)
- [27] B. Lauss, Nucl. Phys. A **827**, 401c (2009).
- [28] L. D. Faddeev, Zh. Eksp. Teor. Fiz. **39** 1459 (1960) [Sov. Phys. JETP **12** 1014 (1961)].
- [29] L. D. Faddeev and S. P. Merkuriev, *Quantum Scattering Theory for Several Particle Systems*, (Kluwers Academic Publishers, Dordrecht, 1993); L. D. Faddeev, *Mathematical Aspects of the Three-Body Problem in the Quantum Scattering Theory*, (Israel, Program for Scientific Translation, Jerusalem, 1965).
- [30] A. Igarashi and N. Toshima, Eur. Phys. J. D **46**, 425 (2008).
- [31] Y. Hahn and K. Watson, Phys. Rev. A **5** 1718 (1972).
- [32] Y. Hahn, Nucl. Phys. A **389**, 1 (1982).
- [33] R. A. Sultanov and S. K. Adhikari, Phys. Rev. A **61**, 227111 (2000); A **62**, 022509 (2000); R. A. Sultanov, Few-Body Syst. Suppl. **10**, 281 (1999).

- [34] R. A. Sultanov, D. Guster, and S. K. Adhikari, *Few-Body Syst.* **56**, 793 (2015).
- [35] R. A. Sultanov and D. Guster, *J. Comp. Phys.* **192**, 231 (2003); *J. Phys. B: At. Mol. Opt. Phys.* **46** 215204 (2013); *EPJ Web of Conf.* **122**, 09004 (2016).
- [36] S. P. Merkuriev, *Ann. Phys.* **130**, 395 (1980).
- [37] L. D. Landau and E. M. Lifshitz, *Quantum Mechanics, Non-Relativistic Theory*, Third Edition, Course of Theoretical Physics, Volume 3, (Butterworth-Heinemann, 2003).
- [38] S. Deser, M. L. Goldberger, K. Baumann, and W. Thirring, *Phys. Rev.* **96**, 774 (1954).
- [39] D. A. Varshalovich, A. N. Moskalev, and V. L. Khersonskii, *Quantum Theory of Angular Momentum*, (World Scientific, Singapore, 1988).
- [40] E. A. G. Armour, Y. Liu, and A. Vigier, *J. Phys. B: At. Mol. Opt. Phys.* **38**, L47 (2005).
- [41] T. L. Trueman, *Nucl. Phys.* **26**, 57 (1961).
- [42] V. S. Popov, A. E. Kudryavtsev, and V. D. Mur, *Sov. Phys. JETP* **50** (5), 865 (1979).
- [43] J. Thaler, *J. Phys. G: Nucl. Phys.* **9**, 1009 (1983); **11**, 201 (1985).
- [44] A. Adamczak, C. Chiccoli, V. I. Korobov, V. S. Melezhik, P. Pasini, L. I. Ponomarev, and J. Wozniak, *Phys. Lett. B* **285**, 319 (1992).
- [45] J.S. Cohen and M.C. Struensee, *Phys. Rev. A* **43**, 3460 (1991).
- [46] A. A. Kvitsinsky, J. Carbonell, C. Gignoux, *Phys. Rev. A* **51**, 2997 (1995).
- [47] M. Abramowitz and I. A. Stegun, *Handbook of Mathematical Functions: with Formulas, Graphs, and Mathematical Tables*, (Dover Publications, New York, 1965).
- [48] G. E. Forsythe, M. A. Malcolm, and C. B. Moler, *Computer Methods in Mathematical Computations*, (Prentice-Hall, Inc., Englewood Cliffs, New Jersey 1977).
- [49] A. N. Berlizov and A. A. Zhmudsky, arXiv:physics/9905035v2.
- [50] M. Kohno and W. Weise, *Nucl. Phys. A* **454**, 429 (1986).

TABLE I and FIGURES 1–11

TABLE I. The total Pn formation cross sections $\sigma_{tr}(\varepsilon_{coll})$ and rates $\Lambda(Pn)$ in the three-body reaction (1), when $\alpha = 1$ and ε_{coll} is the collision energy. The results are presented in the framework of the different MCCA approach: $1s$, $1s + 2s$, and $1s + 2s + 2p$. The cross section σ_{tr} is given in cm^2 and $\Lambda(Pn)$ in m.a.u. The unitarity condition coefficient χ , i.e. Eq. (27), is also shown. Results with inclusion of the strong nuclear interaction between \bar{p} and p are presented only in the $1s + 2s + 2p$ approximation. For convenience, rates Λ 's have been multiplied by factor of " $\times 5$ " in this table, as in Ref. [30]. The rate with inclusion of the nuclear interaction, i.e. $\Lambda^{\bar{p}p}$, is also multiplied by the same factor.

	1s			1s + 2s			1s + 2s + 2p		1s + 2s + 2p, Nucl. $\bar{p}\text{-}p^+$	
ε_{coll}	σ_{tr}	$\Lambda(Pn)$	σ_{tr}	$\Lambda(Pn)$	χ	σ_{tr}	$\Lambda(Pn)$	$\sigma_{tr}^{\bar{p}p}$	$\Lambda^{\bar{p}p}(Pn)$	
0.0001	1.3E-19	0.08639	1.9E-19	0.1269	0.97	4.95E-19	0.3251	7.55E-19	0.5027	
0.001	4.1E-20	0.08639	6.0E-20	0.1269	0.98	1.57E-19	0.3249	2.39E-19	0.5025	
0.05	5.8E-21	0.08636	8.5E-21	0.1269	0.97	2.18E-20	0.3193	3.33E-20	0.4950	
1.0	1.3E-21	0.08593	1.9E-21	0.1273	0.97	2.89E-21	-	5.22E-21	-	
10.0	3.9E-22	0.08183	6.4E-22	0.1343	0.97		-	-	-	

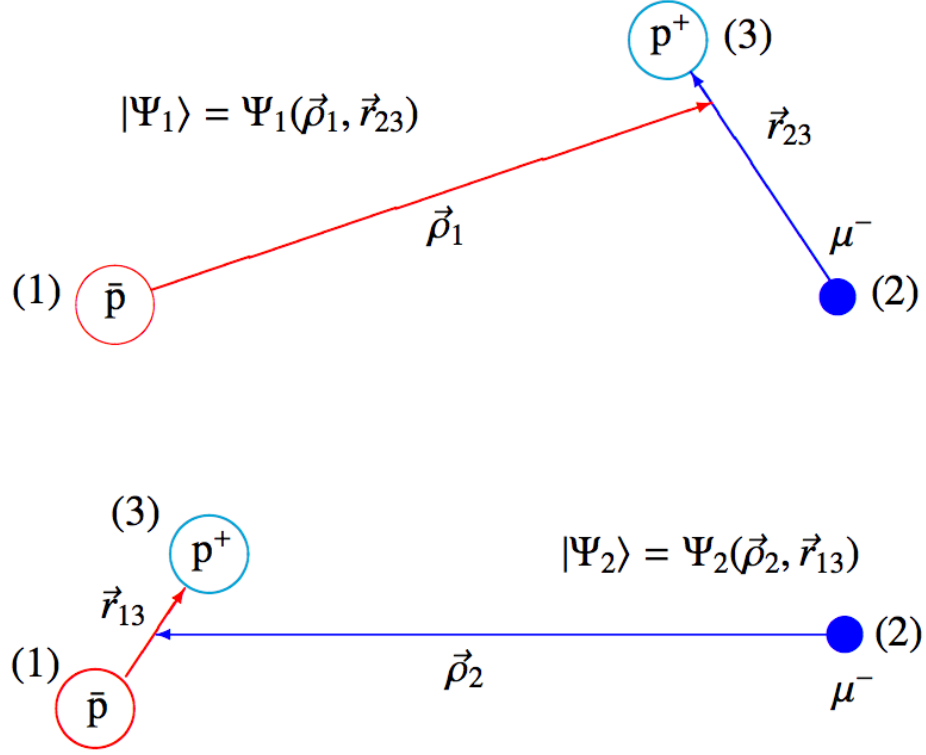


FIG. 1. Two asymptotic spacial configurations of the 3-body system (123), or more specifically (\bar{p}, μ^-, p^+) , which are considered in this work. The few-body Jacobi coordinates $(\vec{\rho}_i, \vec{r}_{jk})$, where $i \neq j \neq k = 1, 2, 3$ are also shown together with the 3-body wave function components Ψ_1 and Ψ_2 : $\Psi = \Psi_1 + \Psi_2$ is the total wave function of the 3-body system.

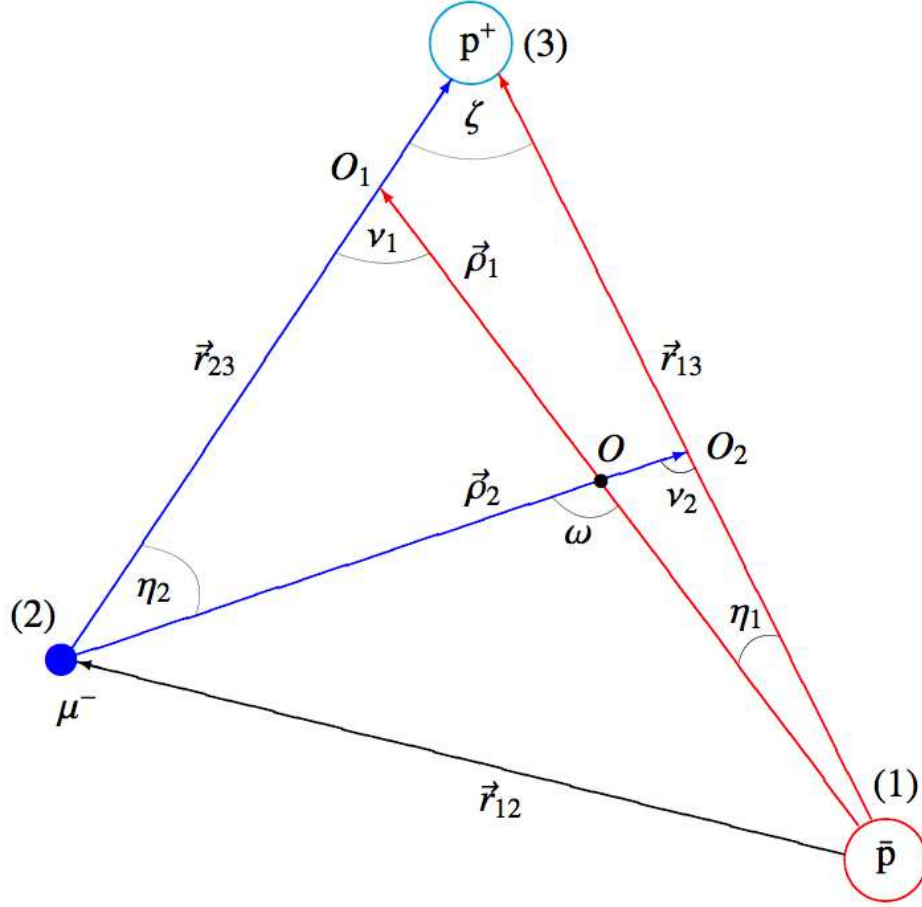


FIG. 2. The title three-charge-particle system \bar{p}, μ^- and p^+ (proton) and system's configurational triangle $\triangle 123$ are presented together with the few-body Jacobi coordinates (vectors): $\{\vec{\rho}_1, \vec{r}_{23}\}$ and $\{\vec{\rho}_2, \vec{r}_{13}\}$. Additionally, \vec{r}_{12} is the vector between two negative particles in the system. The necessary geometrical angles between the vectors such as $\eta_{1(2)}, \nu_{1(2)}, \zeta$ and ω are also shown in this figure.

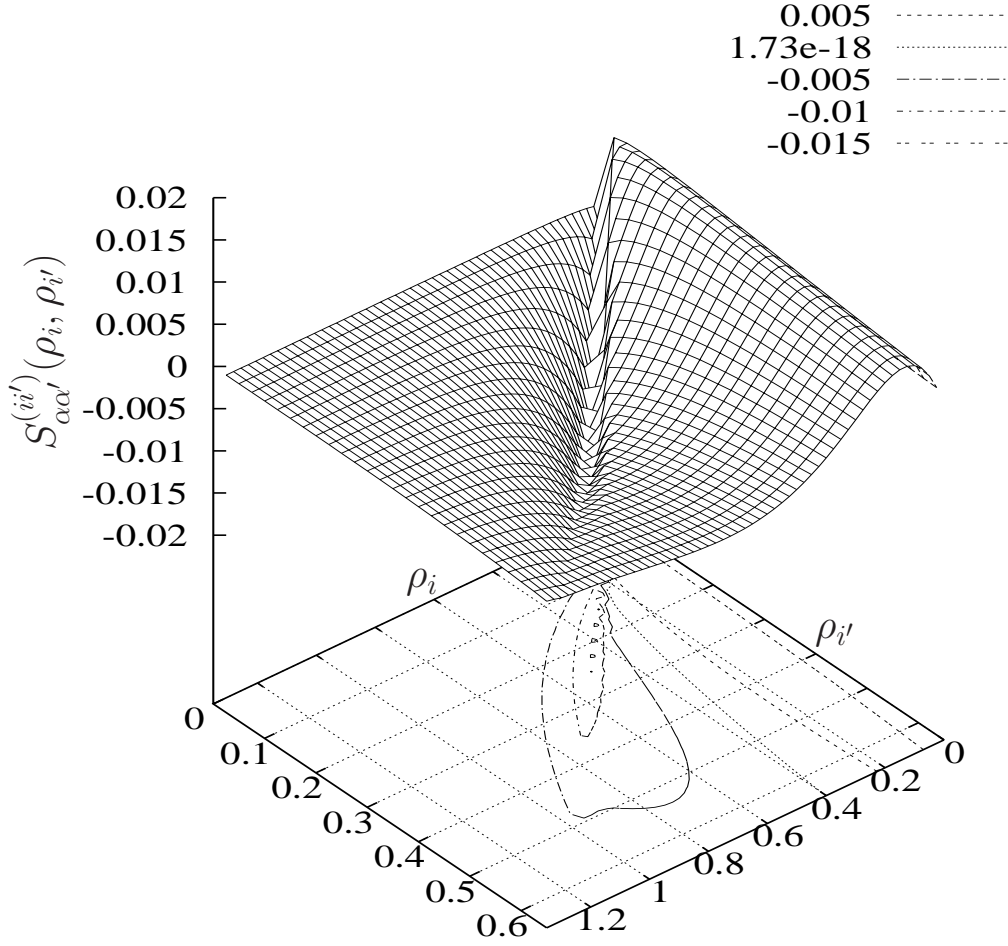


FIG. 3. The two-dimensional function Eq. (29) (three-body angular integral), i.e. $S_{\alpha\alpha'}^{ii'}(\rho_i, \rho_{i'})$, when $\alpha = \alpha' = 1s$. The values of the coordinates $\{\rho_i, \rho_{i'}\}$ and the surface $S_{\alpha\alpha'}^{ii'}(\rho_i, \rho_{i'})$ are given in atomic muonic units.

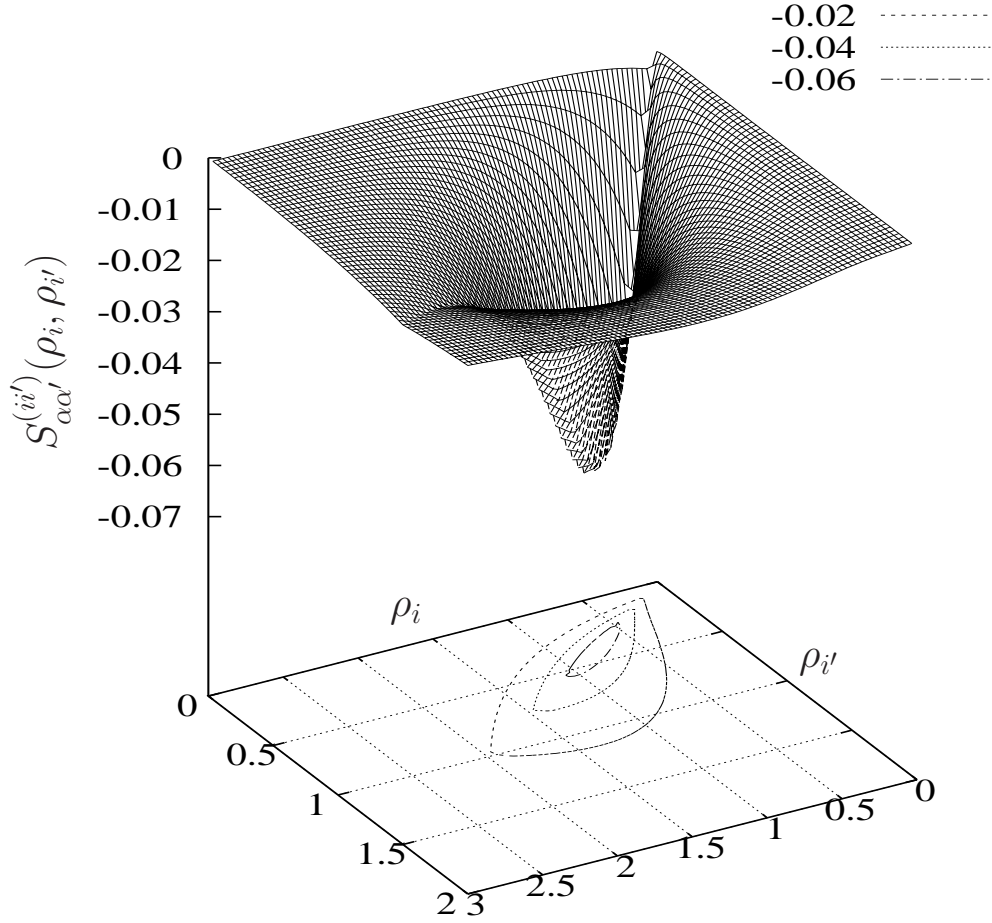


FIG. 4. The two-dimensional function Eq. (29) (three-body angular integral), i.e. $S_{\alpha\alpha'}^{ii'}(\rho_j, \rho_k)$, when $\alpha=1s$ and $\alpha'=2p$. The values of the coordinates $\{\rho_i, \rho_{i'}\}$ and the surface $S_{\alpha\alpha'}^{ii'}(\rho_i, \rho_{i'})$ are given in atomic muonic units.

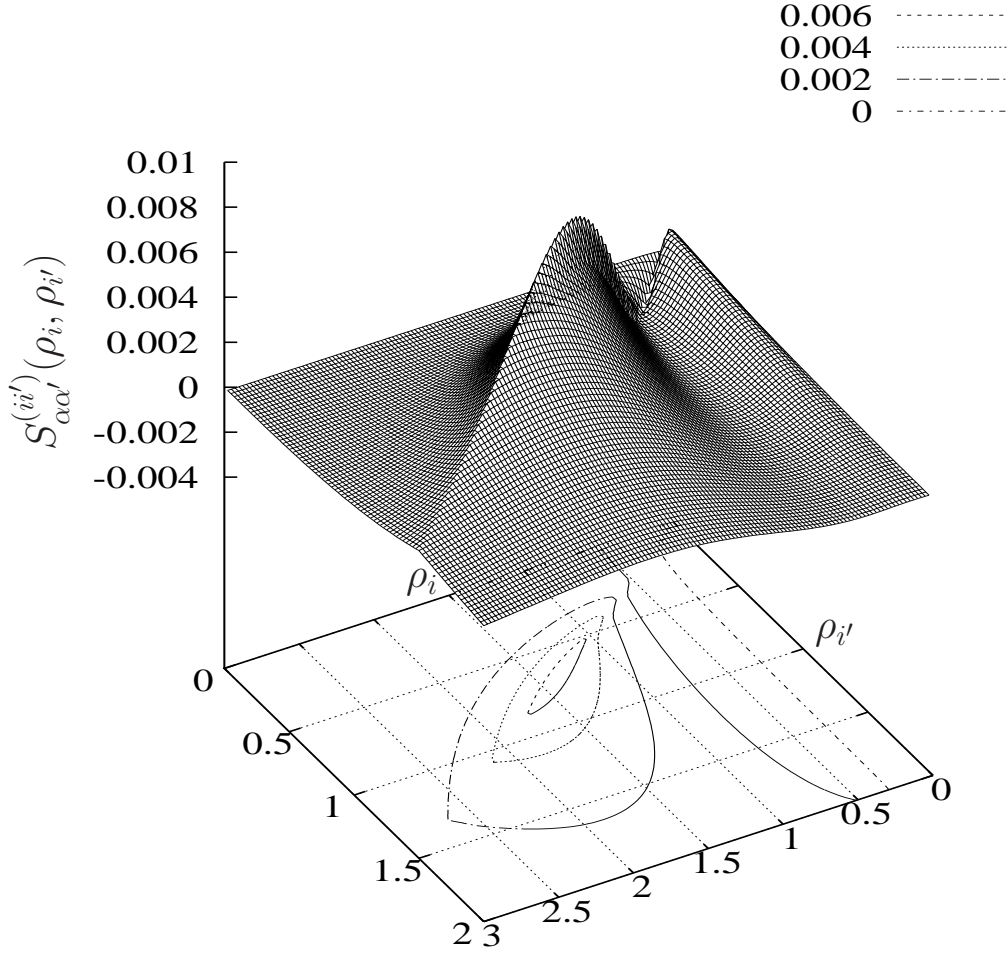


FIG. 5. The two-dimensional function Eq. (29) (three-body angular integral), i.e. $S_{\alpha\alpha'}^{ii'}(\rho_j, \rho_k)$, when $\alpha = \alpha' = 2s$. The values of the coordinates $\{\rho_i, \rho_{i'}\}$ and the surface $S_{\alpha\alpha'}^{ii'}(\rho_i, \rho_{i'})$ are given in atomic muonic units.

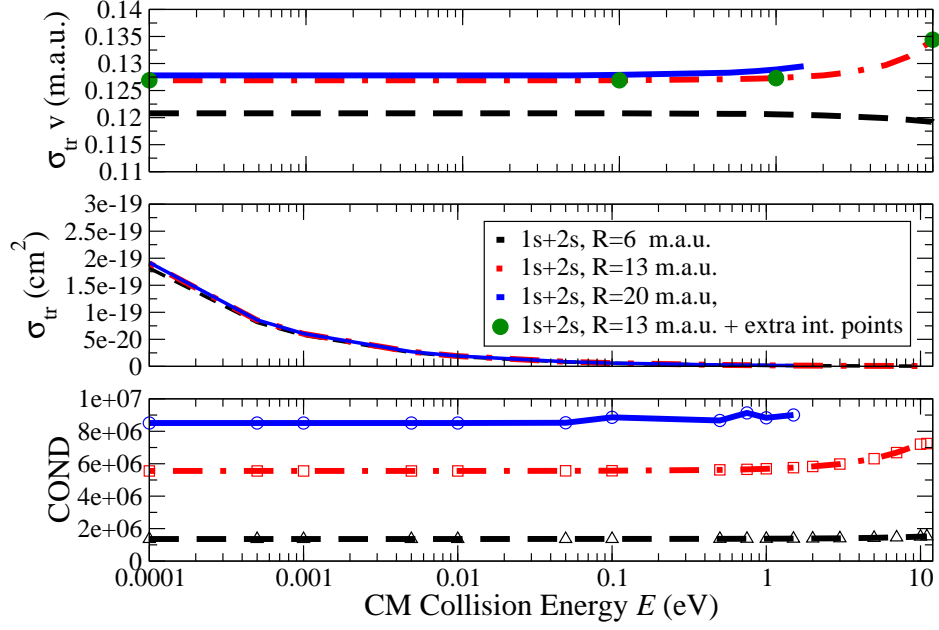


FIG. 6. Upper plot: numerical convergence results for the low-energy proton transfer reaction integral cross section σ_{tr} multiplied by the collision velocity $v = v_{c.m.}$, i.e. $\sigma_{tr}v$, in the three-body reaction $\bar{p} + H_\mu \rightarrow (\bar{p}p)_\alpha + \mu^-$. Here, H_μ is a muonic hydrogen atom and $\alpha = 1s$. Middle plot: same as above but only for the cross section σ_{tr} . Lower plot: values of the corresponding COND number (see the text). In these calculations only the $1s + 2s$ MCCA approach is used.

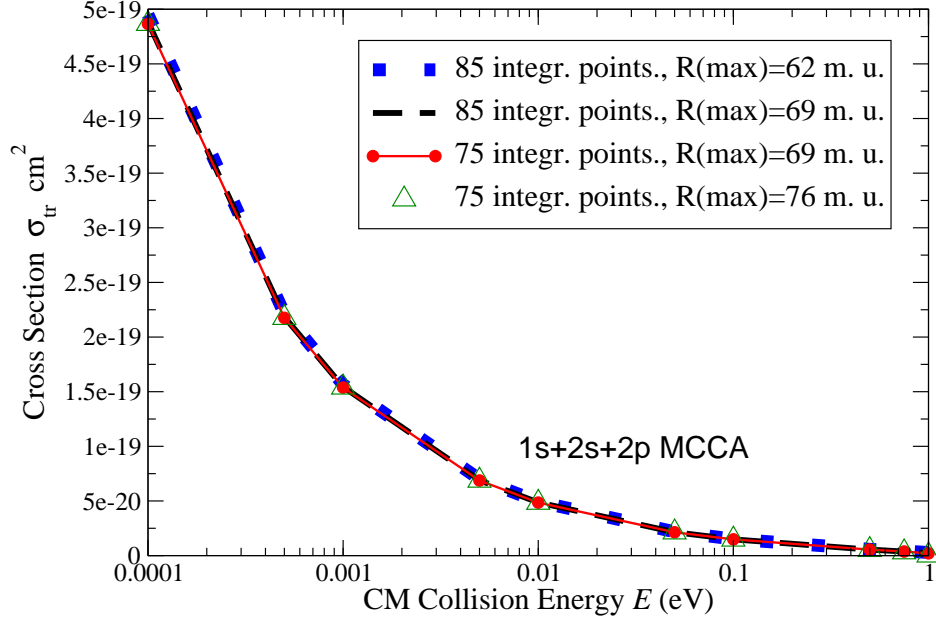


FIG. 7. Numerical convergence results for the low-energy proton transfer reaction integral cross section σ_{tr} in $\bar{p} + H_\mu \rightarrow (\bar{p}p)_\alpha + \mu^-$, where H_μ is a muonic hydrogen atom and $\alpha = 1s$. In these calculations the polarization effects are included, i.e. the $1s + 2s + 2p$ MCCA approach is used.

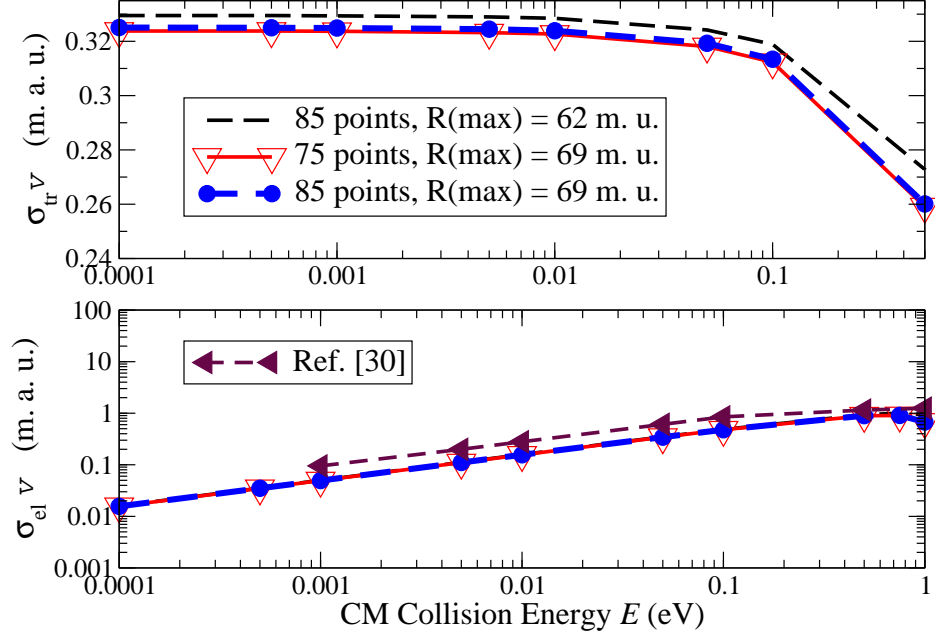


FIG. 8. Upper plot: numerical convergence results for the low-energy proton transfer reaction integral cross section σ_{tr} multiplied by the collision velocity $v = v_{c.m.}$. Lower plot: elastic scattering cross section σ_{el} multiplied by the collision velocity v in $\bar{p} + H_\mu \rightarrow (\bar{p}p)_\alpha + \mu^-$, where H_μ is a muonic hydrogen atom and $\alpha = 1s$. In these calculations only the $1s + 2s + 2p$ MCCA approach is used. Corresponding results (triangles left) from paper [30] are also shown in this figure.

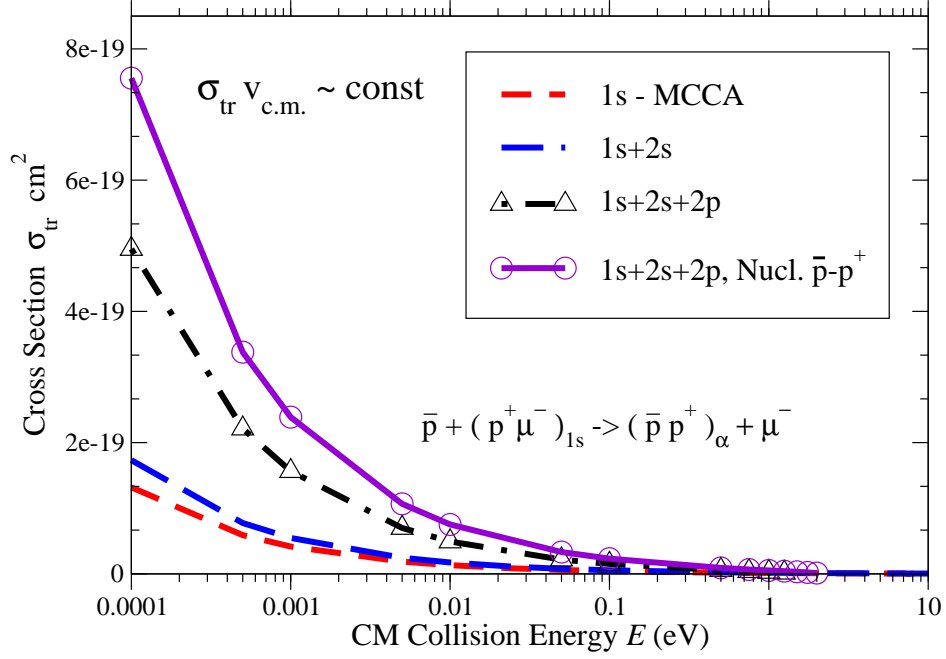


FIG. 9. This figure shows our final result (after test calculations) for the low-energy proton transfer reaction integral cross section σ_{tr} in the three-charge-particle collision $\bar{p} + \text{H}_{\mu} \rightarrow (\bar{p}p)_{\alpha} + \mu^{-}$, where H_{μ} is a muonic hydrogen atom: a bound state of a proton and a negative muon. Here only the reaction's final channel with $\alpha=1s$ is considered in the framework of the $1s$, $1s+2s$ and $1s+2s+2p$ MCCA approach. The solid line with open circles is the result with an approximate inclusion of the strong $\bar{p}-p^{+}$ nuclear interaction.

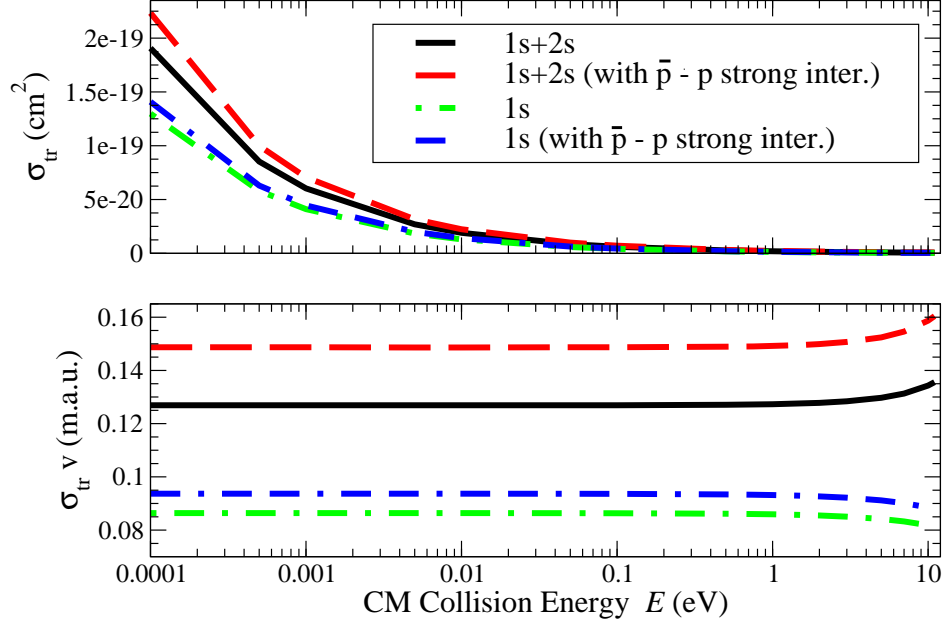


FIG. 10. Upper plot: integral cross sections σ_{tr} in the reaction (1) with and without inclusion of the \bar{p} -p strong interaction. Only the $1s$ and $1s + 2s$ approximations are used. Lower plot: corresponding results as on the top plot, but for the low-energy reaction rate: σ_{tr} multiplied by the collision velocity $v = v_{c.m.}$.

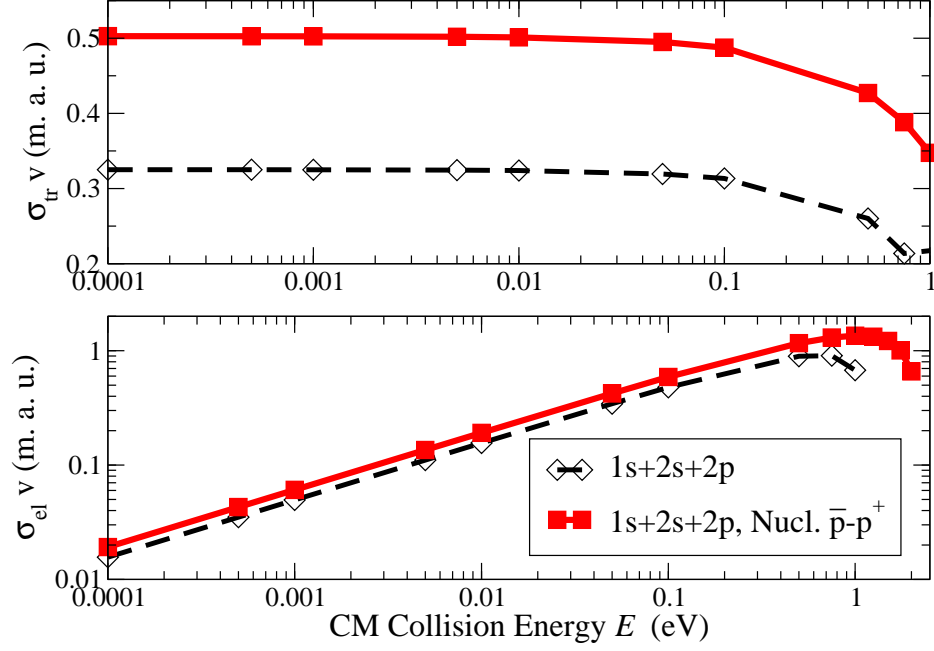


FIG. 11. Upper plot: the reaction rate, i.e. integral cross sections σ_{tr} of the reaction (1) multiplied by the collision velocity v with and without inclusion of the $\bar{p}\text{-p}$ strong interaction for comparison purposes. Only the $1s + 2s + 2p$ MCCA method is used in these calculations. Lower plot: corresponding results as on the top plot, but for the elastic scattering cross section of the process (1), σ_{el} , multiplied by the collision velocity $v = v_{c.m.}$.