

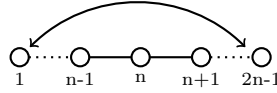
ON A CONJECTURE BY NAITO-SAGAKI: LITTELMANN PATHS AND LITTLEWOOD-RICHARDSON SUNDARAM TABLEAUX

JACINTA TORRES

ABSTRACT. We prove a special case of a conjecture of Naito-Sagaki about a branching rule for the restriction of irreducible representations of $\mathfrak{sl}(2n, \mathbb{C})$ to $\mathfrak{sp}(2n, \mathbb{C})$. The conjecture is in terms of certain Littelmann paths, with the embedding given by the folding of the type A_{2n-1} Dynkin diagram. We propose and motivate an approach to the conjecture in general, in terms of Littlewood-Richardson Sundaram tableaux.

INTRODUCTION

Consider the automorphism of $\mathfrak{sl}(2n, \mathbb{C})$ induced by the folding of the Dynkin diagram of type A_{2n-1} along the middle vertex.



The set of σ -fixed points $\mathfrak{sl}(2n, \mathbb{C})^\sigma$ is a sub Lie algebra isomorphic to $\mathfrak{sp}(2n, \mathbb{C})$. Let $\mathfrak{h} \subset \mathfrak{b} \subset \mathfrak{sl}(2n, \mathbb{C})$ be the Cartan subalgebra of diagonal matrices, respectively the Borel subalgebra of upper triangular matrices, and let $\lambda \in \mathfrak{h}^*$ be an integral weight that is dominant with respect to this choice. Let $P_{SSYT}(\lambda)$ be the Littelmann path model for the simple module $L(\lambda)$ of $\mathfrak{sl}(2n, \mathbb{C})$ associated to the set of semi-standard Young tableaux of shape λ . It consists of paths $\pi : [0, 1] \rightarrow \mathfrak{h}_{\mathbb{R}}^*$, which may be restricted to paths $\text{res}(\pi) : [0, 1] \rightarrow (\mathfrak{h}_{\mathbb{R}}^\sigma)^*$.

A distinguishing feature of a Littelmann path model for a simple module $L(\lambda)$ is the existence of a unique path π^λ contained in the dominant Weyl chamber with endpoint $\pi^\lambda(1) = \lambda$. In this spirit, denote the set of restricted paths in $\text{res}(P_{SSYT}(\lambda))$ that are contained in the corresponding dominant Weyl chamber by $\text{domres}(\lambda)$.

Naito-Sagaki Conjecture. The following decomposition holds:

$$\text{res}_{\mathfrak{g}^\sigma}^{\mathfrak{g}}(L(\lambda)) = \bigoplus_{\delta \in \text{domres}(\lambda)} L(\delta(\hat{1})).$$

where $L(\delta(\hat{1}))$ denotes the simple module for $\mathfrak{sl}(2n, \mathbb{C})^\sigma$ of highest weight $\delta(\hat{1})$.

Main result. The Naito-Sagaki Conjecture is true for $n = 2$, and, for $n \geq 3$, for weights λ that belong to the span of the first three fundamental weights.

It has long been known that branching rules for Levi subalgebras of semi-simple Lie algebras are described by the combinatorics of Littelmann paths. The Lie sub algebra $\mathfrak{sp}(2n, \mathbb{C}) \subset \mathfrak{sl}(2n, \mathbb{C})$ is however not Levi. When the conjecture was originally formulated in [7], it was proven for weights of hook and rectangular shape, and the proofs used various methods, which were particular to each of the cases. The proof we provide in this paper works in a uniform way for all cases considered in this paper, which were not considered before, and aims to shine light on a new approach towards understanding this conjecture in general.

The contents of this paper are organized in seven sections. In Section 1 we introduce basic notation, and in Sections 2 and 3 we recall the combinatorics of tableaux and paths that are needed in order to formulate the Naito-Sagaki conjecture. We state it as Conjecture 1, in Section 4. In Section 7 we introduce Littlewood-Richardson Sundaram tableaux, which we will use to show our main result, Theorem 22. In Section 7 we ask some questions related to future work related to Conjecture 1.

Acknowledgements. The author would like to thank Stéphane Gaussent for introducing her to this problem and Bea Schumann for some very interesting conversations. Thanks also to Daisuke Sagaki for the nice correspondence. The influence of Peter Littelmann and his work are present throughout. Thank you as well to Michael Ehrig, Stéphane Gaussent and Noah White for their comments on a preliminary version of this paper. The author was financed by the Graduiertenkolleg 1269: Global Structures in Geometry and Analysis, and by the Max Planck Society.

1. NOTATION FOR THE LIE ALGEBRAS

Let $\mathfrak{h} \subset \mathfrak{sl}(2n, \mathbb{C})$ be the Cartan sub-algebra of diagonal matrices. Let ε_i be the linear map $\mathfrak{h}^* \rightarrow \mathbb{C}$ defined by $\text{diag}(a_1, \dots, a_{2n}) \mapsto a_i$. We write $\mathfrak{sl}(2n, \mathbb{C}) = \langle x_i, y_i, h_i \rangle_{i \in \{1, \dots, 2n-1\}}$ where $h_i = E_{ii} - E_{i+1, i+1}$ and where x_i and y_i are the Chevalley generators corresponding to the simple root $\alpha_i := \varepsilon_i - \varepsilon_{i+1}$. The automorphism σ is given by

$$\begin{aligned}\sigma(x_i) &= x_{2n-i}, \\ \sigma(y_i) &= y_{2n-i}, \text{ and} \\ \sigma(h_i) &= h_{2n-i}.\end{aligned}$$

The fixed point set \mathfrak{g}^σ is generated as a Lie algebra by $\langle \hat{x}_i, \hat{y}_i, \hat{h}_i \rangle_{i \in \{1, \dots, n\}}$ (see Proposition 7.9 in [4]), where

$$\hat{x}_i = \begin{cases} x_i + x_{2n-i} & \text{if } i \in [1, n) \\ x_n & \text{if } i = n \end{cases}$$

$$\hat{y}_i = \begin{cases} y_i + y_{2n-i} & \text{if } i \in [1, n) \\ y_n & \text{if } i = n \end{cases}$$

$$\hat{h}_i = \begin{cases} h_i + h_{\alpha_{2n-i}} & \text{if } i \in [1, n) \\ h_n & \text{if } i = n. \end{cases}$$

This Lie algebra is isomorphic to $\mathfrak{sp}(2n, \mathbb{C})$ (see Proposition 7.9 in [4]) and $\mathfrak{h}^\sigma = \bigoplus_{i=1}^n \hat{h}_i = \mathfrak{h} \cap \mathfrak{g}^\sigma \subset \mathfrak{h}$ is a Cartan subalgebra. Let $P_{C_n} \subset (\mathfrak{h}^\sigma)^*$ be the set of integral weights of \mathfrak{g}^σ with respect to \mathfrak{h}^σ , and let $P_{A_{2n-1}} \subset \mathfrak{h}^*$ be the set of integral weights of \mathfrak{g} with respect to \mathfrak{h} .

To avoid confusion we will denote elements of $P_{A_{2n-1}}$ by λ and elements of P_{C_n} by $\hat{\lambda}$; in particular, the fundamental weights in $P_{A_{2n-1}}$ will be denoted by $\omega_1, \dots, \omega_{2n-1}$, and the fundamental weights in P_{C_n} by $\hat{\omega}_1, \dots, \hat{\omega}_n$. We can then write

$$P_{A_{2n-1}} = \bigoplus_{i=1}^{2n-1} \mathbb{Z}\omega_i$$

and

$$P_{C_n} = \bigoplus_{i=1}^n \mathbb{Z}\hat{\omega}_i,$$

where the direct sums are as \mathbb{Z} -modules. Also, for

$$\lambda = a_1\omega_1 + \dots + a_n\omega_n$$

we write

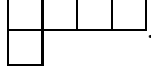
$$\hat{\lambda} = a_1\hat{\omega}_1 + \dots + a_n\hat{\omega}_n$$

for the corresponding element in P_{C_n} . Weights with non-negative coefficients are called **dominant**. We will denote the corresponding sets by $P_{A_{2n-1}}^+$ and $P_{C_n}^+$. We will consider the real vector spaces $\mathfrak{h}_{\mathbb{R}}$ and $\mathfrak{h}_{\mathbb{R}}^\sigma$ spanned by the fundamental weights $\omega_1, \dots, \omega_{2n-1}$ respectively $\hat{\omega}_1, \dots, \hat{\omega}_n$. The dominant Weyl chamber is the convex hull of the dominant weights in $\mathfrak{h}_{\mathbb{R}}^*$ (respectively $(\mathfrak{h}^\sigma)_{\mathbb{R}}^*$).

2. TABLEAUX, WORDS AND THEIR PATHS

A **shape** is a finite sequence of non-negative integers $\underline{d} = (d_1, \dots, d_k)$. An arrangement of boxes of shape \underline{d} is an arrangement of $d_1 + \dots + d_k$ columns of boxes such that the first d_1 columns (from right to left) have one box, and the first d_s boxes after the $(d_1 + \dots + d_{s-1})$ -th column have d_s boxes. To a weight $\lambda = a_1\omega_1 + \dots + a_{2n-1}\omega_{2n-1} \in P_{A_{2n-1}}$ we assign the shape $\underline{d}_\lambda = (a_1, \dots, a_{2n-1})$.

Example 1. For $\lambda = 3\omega_1 + \omega_2$ we have $\underline{d}_\lambda = (3, 1)$. To it is associated the following arrangement of boxes:



A **semi-standard tableau** of shape \underline{d} is a filling of an arrangement of boxes of shape \underline{d} with letters from the either one of the ordered alphabets

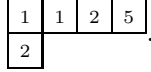
$$\mathcal{A}_{2n} = \{1 < \dots < 2n\}$$

or

$$\mathcal{C}_n = \{1 < \dots < n < \bar{n} < \dots < \bar{1}\}$$

such that entries are strictly increasing downwards along each column of boxes and weakly increasing along each row from left to right. If the entries of a given semi-standard tableau belong to \mathcal{A}_{2n} we will call it a **semi-standard Young tableau**, and if they belong to \mathcal{C}_n , we will call it a **symplectic semi-standard tableau**. We will denote the set of semi-standard Young tableau of shape \underline{d} by $\Gamma(\underline{d})^{\text{SSYT}}$.

Example 2. A semi-standard Young tableau of shape $(3, 1)$:



Let $\mathcal{W}(\mathcal{A}_{2n})$ denote the word monoid on \mathcal{A}_{2n} and $\mathcal{W}(\mathcal{C}_n)$ be the word monoid on \mathcal{C}_n . The **word** $w(\mathcal{T})$ of a semi-standard tableau \mathcal{T} is obtained by reading its rows, from right to left and top to bottom.

Example 3. The symplectic semi-standard tableau $\mathcal{T} = \begin{array}{|c|c|c|c|} \hline 1 & 1 & 2 & 5 \\ \hline 3 & & & \\ \hline \end{array}$ has word $w(\mathcal{T}) = 5211\bar{3}$.

3. RESTRICTION OF PATHS THAT COME FROM WORDS

3.1. Paths and their restrictions. We will consider paths $\pi : [0, 1] \rightarrow \mathfrak{h}_{\mathbb{R}}^*$ and $\pi' : [0, 1] \rightarrow (\mathfrak{h}_{\mathbb{R}}^\sigma)^*$ starting at the origin and ending at an integral weight:

$$\pi(0) = 0 = \pi'(0), \pi(1) \in P_{A_{2n-1}}, \pi'(1) \in P_{C_n}.$$

The map

$$\begin{aligned} \mathfrak{h}^* &\rightarrow (\mathfrak{h}^\sigma)^* \\ \varphi &\mapsto \varphi|_{\mathfrak{h}^\sigma} \end{aligned}$$

induces a map $\text{res}' : P_{A_{2n-1}} \rightarrow P_{C_n}$. Given a path $\pi : [0, 1] \rightarrow \mathfrak{h}_{\mathbb{R}}^*$, we define a restricted path $\text{res}(\pi)$ by

$$\begin{aligned} \text{res}(\pi) : [0, 1] &\rightarrow (\mathfrak{h}_{\mathbb{R}}^\sigma)^* \\ t &\mapsto \text{res}'(\pi(t)). \end{aligned}$$

We will also consider the concatenation $\pi_2 * \pi_1$ of two paths π_1 and π_2 with the same codomain: it is the path obtained by translating π_2 to the endpoint $\pi_1(1)$ of π_1 . A path is **dominant** if its image is contained in the dominant Weyl chamber.

3.2. Paths that come from words. In the first part of this section we follow Section 2 of [7]. Let $w = w_1 \cdots w_k$ be a word, either in $\mathcal{W}(\mathcal{A}_{2n})$ or in $\mathcal{W}(\mathcal{C}_{2n-1})$. To it we assign the path:

$$\pi_w = \pi_{w_k} * \cdots * \pi_{w_1},$$

where, for $w_i \in \mathcal{A}_{2n}$ (respectively $w_i \in \mathcal{C}_n$), the path $\pi_{w_i} : [0, 1] \rightarrow \mathfrak{h}_{\mathbb{R}}^*$ (respectively $\pi_{w_i} : [0, 1] \rightarrow (\mathfrak{h}_{\mathbb{R}}^{\sigma})^*$) is given by $t \mapsto t\varepsilon_{w_i}$, where we define $\varepsilon_{\bar{l}} := -\varepsilon_l$ for $1 \leq l \leq n$. Also, in general, for paths $\pi_1, \dots, \pi_k : [0, 1] \rightarrow \mathfrak{h}_{\mathbb{R}}^*$, we have

$$\text{res}(\pi_1 * \cdots * \pi_k) = \text{res}(\pi_1) * \cdots * \text{res}(\pi_k).$$

Set $\hat{\varepsilon}_i = \text{res}(\varepsilon_i)$ for $i \in \{1, \dots, 2n\}$. Then, for $i \in \{1, \dots, 2n\}$ and $j \in \{1, \dots, n\}$ we have

$$\hat{\varepsilon}_i(\hat{h}_j) = \begin{cases} 1 & \text{if } i \in \{j, 2n - j\} \\ -1 & \text{if } i \in \{j + 1, 2n - j + 1\} \\ 0 & \text{otherwise.} \end{cases}$$

Therefore $\hat{\varepsilon}_i = -\hat{\varepsilon}_{2n-i+1}$, which means we can describe $\text{res}(\pi_w)$ in the following simple way: First obtain from w a word $\text{res}(w)$ in the alphabet \mathcal{C}_n by replacing a letter w_i in w with $\overline{2n - w_i + 1}$ if $n < w_i \leq 2n$. All other letters stay the same. This all then implies that $\text{res}(\pi_w) = \pi_{\text{res}(w)}$.

Example 4. Let $n = 2$ and $w = 121223341$. Then $\text{res}(w) = 12122\bar{2}\bar{2}\bar{1}1$.

4. THE NAITO-SAGAKI CONJECTURE

Let $\lambda \in P_{A_{2n-1}}^+$ be dominant and let $L(\lambda)$ be the associated simple module for $\mathfrak{sl}(2n, \mathbb{C})$. Recall the set $\Gamma(\underline{d}_{\lambda})^{\text{SSYT}}$ of semi-standard Young tableaux of shape \underline{d}_{λ} . Let

$$\text{domres}(\lambda) = \{\delta \in \Gamma(\underline{d}_{\lambda})^{\text{SSYT}} : \text{res}(\pi_{w(\delta)}) \text{ is dominant}\}$$

be the subset of $\Gamma(\underline{d}_{\lambda})^{\text{SSYT}}$, elements of which are those semi-standard Young tableaux whose words are dominant under restriction (considered as paths), and for $\nu \leq \lambda$, let

$$\text{domres}(\lambda, \nu) = \{\delta \in \text{domres}(\lambda) : \delta(1) = \nu\}.$$

Example 5. Let $n = 2$ and $\lambda = \omega_1 + \omega_2$. Then

$$\begin{aligned} \text{domres}(\lambda) &= \left\{ \begin{array}{|c|c|} \hline 1 & 1 \\ \hline 2 & \\ \hline \end{array}, \begin{array}{|c|c|} \hline 1 & 1 \\ \hline 4 & \\ \hline \end{array} \right\} \\ \text{domres}(\lambda, \lambda) &= \left\{ \begin{array}{|c|c|} \hline 1 & 1 \\ \hline 2 & \\ \hline \end{array} \right\} \\ \text{domres}(\lambda, \omega_1) &= \left\{ \begin{array}{|c|c|} \hline 1 & 1 \\ \hline 4 & \\ \hline \end{array} \right\}. \end{aligned}$$

Conjecture 1. [7] Let $\lambda \in P_{A_{2n-1}}^+$ be dominant, and let $L(\lambda)$ be the associated simple module for $\mathfrak{sl}(2n, \mathbb{C})$. Then

$$\text{res}_{\mathfrak{g}^\sigma}^{\mathfrak{g}}(L(\lambda)) = \bigoplus_{\delta \in \text{domres}(\lambda)} L(\delta(\hat{1})).$$

Theorem 6 ([7]). Conjecture 1 is true for $\lambda = a\omega_1 + \omega_k$ and $\lambda = a\omega_k$, $a \in \mathbb{Z}_{\geq 0}$.

Example 7. Let $n = 2$ and $\lambda = \omega_1 + \omega_2$ as in Example 5. Then

$$\text{res}_{\mathfrak{g}^\sigma}^{\mathfrak{g}}(L(\lambda)) = L(\hat{\omega}_1) \oplus L(\hat{\omega}_1 + \hat{\omega}_2).$$

Remark 8. Conjecture 1 is stated in [7] for $L(\lambda)$ a representation of $\mathfrak{gl}(2n, \mathbb{C})$ for λ non-negative and dominant. However, the representation of $\mathfrak{gl}(2n, \mathbb{C})$ induced by an irreducible representation of $\mathfrak{sl}(2n, \mathbb{C})$ has the same highest weight and restricts back to itself. See §15.3 in [1].

5. LITTLEWOOD-RICHARDSON TABLEAUX AND N-SYMPLECTIC SUNDARAM TABLEAUX: BRANCHING

Definition 9. Let $\lambda, \nu \in P_{A_{2n-1}}$ be two dominant weights such that $\underline{d}_\nu \subset \underline{d}_\lambda$ (this means that one shape is contained in the other when aligned with respect to their top left corners. In Example 13 below we see that $\underline{d}_\nu \subset \underline{d}_\lambda$). A tableau \mathcal{T} of skew shape λ/ν is a filling of an arrangement of boxes of shape λ leaving the boxes that belong to $\nu \subset \lambda$ blank, with the others having entries in the alphabet \mathcal{A}_{2n} , and such that these entries are strictly increasing along the columns. The word $w(\mathcal{T})$ of \mathcal{T} is obtained just as for semi-standard Young tableaux, reading from right to left and from top to bottom, ignoring the blank boxes.

A shape $\underline{d} = (d_1, \dots, d_k)$ is **even** if $d_i = 0$ unless i is an even number, for $i \in \{1, \dots, k\}$. Also, for a shape \underline{d} define $l(\underline{d})$ to be the length of the longest column of the associated arrangement of boxes.

Definition 10. Let $\lambda, \nu, \eta \in P_{A_{2n-1}}^+$ be dominant weights such that the shapes \underline{d}_ν and \underline{d}_η are contained in the shape \underline{d}_λ of λ , and such that \underline{d}_η is even. A **Littlewood-Richardson** (respectively **n-symplectic Sundaram** or just **Sundaram**) tableau of skew shape λ/ν and weight η is a

tableau of skew shape λ/ν that is semi-standard, and has a dominant word of weight η (respectively $2i + 1$ does not appear strictly below row $n + i$ for $i \in \{0, 1, \dots, \frac{1}{2}l(\underline{d}_\eta)\}$). Here a word $w \in \mathcal{W}(\mathcal{A}_{2n})$ is dominant if the path π_w is dominant. We will denote them by $\text{LR}(\lambda/\nu, \eta)$ (respectively $\text{LRS}(\lambda/\nu, \eta)$).

Remark 11. Note that if $l(\lambda) \leq n$ (such weights are called **stable**) then $\text{LRS}(\lambda/\nu, \eta) = \text{LR}(\lambda/\nu, \eta)$.

Remark 12. If λ is stable and \mathcal{T} is a Littlewood-Richardson tableau of skew shape λ/ν then its entries belong to the set $\{1, \dots, n\}$. This is because if, say, k appears in row l_k of \mathcal{T} , then, since the word of \mathcal{T} is dominant, a $k-1$ must appear either directly above k in the same column, or in a column to the right, and since \mathcal{T} is semi-standard, it appears in at most row $l_k - 1$.

Example 13. The tableau $\mathcal{L} = \begin{array}{|c|c|c|} \hline & 1 & 1 \\ \hline & 2 & \\ \hline 2 & & \\ \hline \end{array}$ is a Littlewood-Richardson tableau of skew shape λ/ν and weight η for $\lambda = \omega_1 + \omega_2 + \omega_3, \nu = \omega_2$, and $\eta = 2\omega_2$ and

the tableau $\mathcal{T} = \begin{array}{|c|} \hline \\ \hline 1 \\ \hline \end{array}$ is a Littlewood-Richardson tableau of skew shape λ'/ν' and weight η' for $\lambda' = \omega_3, \nu' = \omega_2$, and $\eta' = \omega_1$. Notice that \mathcal{L} is 2-symplectic Sundaram while \mathcal{T} is not.

Definition 14. The Littlewood-Richardson coefficient is defined as the number $c_{\nu, \eta}^\lambda \in \mathbb{Z}_{\geq 0}$ such that

$$L(\nu) \otimes L(\eta) = \bigoplus_{\nu \leq \lambda} c_{\nu, \eta}^\lambda L(\lambda)$$

where $L(\lambda), L(\nu)$, and $L(\eta)$ are all representations of $\mathfrak{sl}(2n, \mathbb{C})$.

Theorem 15 below is known as the **Littlewood-Richardson rule**. It was first stated in 1943 by Littlewood and Richardson.

Theorem 15. [3] The Littlewood-Richardson coefficients are obtained by counting Littlewood-Richardson tableaux:

$$c_{\nu, \eta}^\lambda = |\text{LR}(\lambda/\nu, \eta)|.$$

Remark 16. Theorem 15 implies that $c_{\nu, \eta}^\lambda = c_{\eta, \nu}^\lambda$.

We will use the notation $c_{\nu, \eta}^\lambda(S) = |\text{LRS}(\lambda/\nu, \eta)|$. The following theorem was proven by Sundaram in Chapter IV of her PhD thesis [9]. See also Corollary 3.2 of [10]. For stable weights it was proven by Littlewood in [6] and is known as the Littlewood branching rule.

Theorem 17. [9] Let $\lambda \in P_{A_{2n-1}}$ be dominant. Then

$$\text{res}_{\mathfrak{g}}^{\mathfrak{g}}(L(\lambda)) = \bigoplus_{\substack{\underline{d}_\nu \subset \underline{d}_\lambda \\ l(\underline{d}_\nu) \leq n}} N_{\lambda, \nu} L(\nu)$$

where

$$N_{\lambda, \nu} = \sum_{\underline{d}_\eta \text{ even}} c_{\nu, \eta}^\lambda(S).$$

6. PROOF OF THE NAITO-SAGAKI CONJECTURE FOR $n = 2$ AND
 $\lambda = a_1\omega_1 + a_2\omega_2 + a_3\omega_3$.

As its title suggests, in this section we give a proof of Conjecture 1 in the cases $n = 2$ and $\lambda = a_1\omega_1 + a_2\omega_2 + a_3\omega_3$, for all n . We will do so using Theorem 17 from Section 5. The following construction should provide some insight. Given a tableau $\mathcal{T} \in \text{domres}(\lambda)$ we will construct a weight $\eta_{\mathcal{T}}$ with even shape $\underline{d}_{\eta_{\mathcal{T}}}$. To do this, first replace, in \mathcal{T} , all letters w such that $n < w \leq 2n$ by $\overline{2n - w + 1}$, and denote the resulting symplectic semi-standard tableau by $\text{res}(\mathcal{T})$. Its word $w(\text{res}(\mathcal{T}))$ is equal to the restricted word $\text{res}(w(\mathcal{T}))$. Now, in each column of $\text{res}(\mathcal{T})$, replace an entry w by a blank square if \overline{w} appears to its left in the word $\text{res}(w(\mathcal{T})) = w(\text{res}(\mathcal{T}))$. In that case, replace the entry \overline{w} by a blank square as well. Count the number of blank squares in each column, and order these squares to obtain an arrangement of boxes of shape $\underline{d}_{\eta_{\mathcal{T}}}$.

Example 18. Let $n = 2$ and

$$\mathcal{T} = \begin{array}{|c|c|c|} \hline 1 & 1 & 1 \\ \hline 2 & 2 & \\ \hline 3 & & \\ \hline \end{array}.$$

Then

$$\text{res}(\mathcal{T}) = \begin{array}{|c|c|c|} \hline 1 & 1 & 1 \\ \hline 2 & 2 & \\ \hline \overline{2} & & \\ \hline \end{array}, \quad \eta_{\mathcal{T}} = \omega_2, \quad \text{and} \quad \underline{d}_{\eta_{\mathcal{T}}} = (0, 1)$$

where the arrangement of boxes $\begin{array}{|c|} \hline \\ \hline \end{array}$ of shape $\underline{d}_{\eta_{\mathcal{T}}}$ is obtained by replacing $\begin{array}{|c|} \hline 2 \\ \hline \overline{2} \\ \hline \end{array}$ in $\text{res}(\mathcal{T})$ by blank squares.

Lemma 19. Let \mathcal{T} be as above. Then the shape $\underline{d}_{\eta_{\mathcal{T}}}$ is even.

Remark 20. Lemma 19 is only true for \mathcal{T} a semi-standard Young tableau. Consider for example $n = 2$ and the key (as in [2], [11]) $\mathcal{T} = \begin{array}{|c|c|c|} \hline 1 & 4 & 1 \\ \hline \end{array}$. Then $\text{res}(\mathcal{T}) = \begin{array}{|c|c|c|} \hline 1 & \overline{1} & 1 \\ \hline \end{array}$ is dominant, however, the shape $\eta_{\mathcal{T}} = (1, 0)$, which is not even.

Proof. We will call a column standard if its entries are consecutive integers, starting with 1. The proof is by induction on the number of right-most aligned consecutive standard columns in \mathcal{T} , counted from right to left. For

example: the tableau $\begin{array}{|c|c|c|} \hline 1 & 1 & 1 \\ \hline 2 & 2 & \\ \hline 4 & & \\ \hline \end{array}$ has two right-most aligned consecutive standard columns, the tableau $\begin{array}{|c|c|c|} \hline 1 & 1 & 1 \\ \hline 2 & 4 & \\ \hline 3 & & \\ \hline \end{array}$ has one, and the tableau $\begin{array}{|c|c|} \hline 1 & 1 \\ \hline 2 & 4 \\ \hline 3 & \\ \hline \end{array}$ has none.

Let \mathcal{D} be the first column in $\text{res}(\mathcal{T})$ (counted from right to left) that is not standard. Then there exists $s > 0$ such that the first s boxes of \mathcal{D} are filled in with the numbers i such that $i \leq s$, and its $s + 1$ -th box is filled in with \bar{l} for some $l \leq n$. Since $\text{res}(\mathcal{T})$ has a dominant word, it must even hold that $l \leq s$. The same is true for the rest of the entries in \mathcal{D} , which are barred since entries are strictly increasing. The boxes in \mathcal{D} with barred entries together with the boxes in \mathcal{D} that have as entries their non-bared versions (they all exist, since the word of \mathcal{T} is dominant) make up one of the columns of the arrangement of boxes of shape \underline{d}_η . This column has an even number of boxes. Let us now ignore these entries. Let \mathcal{C} be the closest column to the left of \mathcal{D} that is not standard. For the induction step, we construct a new semi-standard Young tableau in which \mathcal{C} is the first column to not be standard. Let \mathcal{L} be the semi-standard Young tableau made up of the first right-most aligned standard columns of \mathcal{T} . Since the word of $\text{res}(\mathcal{T})$ is dominant, we may use the non-ignored entries in \mathcal{D} to construct a new tableau \mathcal{L}' from \mathcal{L} . We do this by adding one of these boxes either at the end of \mathcal{L} or at the end of a column, in such a way that the resulting arrangement is still a semi-standard Young tableau with standard columns only. For example, if $n = 3$

and $\mathcal{T} = \begin{array}{|c|c|c|c|c|} \hline 1 & 1 & 1 & 1 & 1 \\ \hline 2 & 2 & 2 & 2 & \\ \hline 3 & 3 & 3 & & \\ \hline 4 & 5 & & & \\ \hline 6 & & & & \\ \hline \end{array}$, then $\text{res}(\mathcal{T}) = \begin{array}{|c|c|c|c|c|} \hline 1 & 1 & 1 & 1 & 1 \\ \hline 2 & 2 & 2 & 2 & \\ \hline 3 & 3 & 3 & & \\ \hline \bar{3} & \bar{2} & & & \\ \hline \bar{1} & & & & \\ \hline \end{array}$ has a dominant word.

Also, $\mathcal{L} = \begin{array}{|c|c|c|} \hline 1 & 1 & 1 \\ \hline 2 & 2 & \\ \hline 3 & & \\ \hline \end{array}$, $\mathcal{D} = \begin{array}{|c|} \hline 1 \\ \hline 2 \\ \hline 3 \\ \hline \bar{2} \\ \hline \end{array}$, $\mathcal{C} = \begin{array}{|c|} \hline 1 \\ \hline 2 \\ \hline 3 \\ \hline 4 \\ \hline 6 \\ \hline \end{array}$, $\mathcal{L}' = \begin{array}{|c|c|c|c|} \hline 1 & 1 & 1 & 1 \\ \hline 2 & 2 & & \\ \hline 3 & 3 & & \\ \hline \end{array}$, and the ignored boxes

in \mathcal{D} are $\begin{array}{|c|} \hline 2 \\ \hline \end{array}$ and $\begin{array}{|c|} \hline \bar{2} \\ \hline \end{array}$. Define a new tableau $\text{res}(\mathcal{T})'$ by concatenating all the columns in $\text{res}(\mathcal{T})$, from left to right and up to \mathcal{D} , with \mathcal{L}' . It follows from the construction that $\text{res}(\mathcal{T})'$ has a dominant word and is semi-standard.

In the previous example, this new tableau is $\text{res}(\mathcal{T})' = \begin{array}{|c|c|c|c|c|} \hline 1 & 1 & 1 & 1 & 1 \\ \hline 2 & 2 & 2 & & \\ \hline 3 & 3 & 3 & & \\ \hline \bar{3} & & & & \\ \hline \bar{1} & & & & \\ \hline \end{array}$. We

may then apply the induction hypothesis. This concludes the proof. \square

Lemma 21. If $\lambda = a_1\omega_1 + a_2\omega_2 + a_3\omega_3$ and ν and η are dominant weights in $P_{A_{2n-1}}$ such that \underline{d}_η is even and both \underline{d}_η and \underline{d}_ν are contained in \underline{d}_λ , then

$$c_{\nu,\eta}^\lambda(\mathcal{S}) = c_{\nu,\eta}^\lambda.$$

Proof. Assume that \mathcal{T} is a Littlewood-Richardson tableau of skew shape λ/ν and weight η that is not Sundaram. This means that there is at least a “1” in the third row. Since \mathcal{T} is semi-standard, all the “1”’s in the third row must appear left-most and all next to one another. But since \underline{d}_η is even, for each of these 1’s there must exist a “2” that appears before it, in the word reading order. But this means, since the word is dominant, that there must have appeared a 1 before this “2”. This contradicts the evenness of \underline{d}_η ! \square

Theorem 22. The Naito-Sagaki conjecture is true for $n = 2$ and for any n if $\lambda = a_1\omega_1 + a_2\omega_2 + a_3\omega_3$.

Proof. Fix λ and ν as in Lemma 21 above. Then, for all η such that \underline{d}_η is even, $c_{\nu,\eta}^\lambda(\mathcal{S}) = c_{\eta,\nu}^\lambda$, by Lemma 21 and Remark 16. The following proposition therefore proves the theorem. \square

Proposition 23. In case the assumptions of Theorem 22 hold, there is a bijection

$$\text{domres}(\lambda, \nu) \xleftrightarrow{1:1} \bigcup_{\substack{\underline{d}_\eta \subseteq \underline{d}_\lambda; \\ \underline{d}_\eta \text{ even}}} \text{LR}(\lambda/\eta, \nu)$$

Proof of Proposition 23. Let $\mathcal{T} \in \text{domres}(\lambda, \nu)$, and set

$$\begin{aligned} m_1 &= \# \text{ columns in } \mathcal{T} \text{ of the form } \begin{array}{|c|} \hline 1 \\ \hline 2 \\ \hline 2n \\ \hline \end{array}, \\ m_2 &= \# \text{ columns in } \mathcal{T} \text{ of the form } \begin{array}{|c|} \hline 1 \\ \hline 2 \\ \hline 2n-1 \\ \hline \end{array}, \\ m_3 &= \# \text{ columns in } \mathcal{T} \text{ of the form } \begin{array}{|c|} \hline 1 \\ \hline 2n \\ \hline \end{array} \text{ and} \\ m_4 &= \# \text{ columns in } \mathcal{T} \text{ of the form } \begin{array}{|c|} \hline 1 \\ \hline 2 \\ \hline 3 \\ \hline \end{array}. \end{aligned}$$

If $n = 2$ then $m_2 = m_4$. It follows from semi-standardness and dominance of $\text{res}(w(\mathcal{T}))$ that these are the only possible columns aside from columns of the form $\begin{array}{|c|} \hline 1 \\ \hline 2 \\ \hline \end{array}$ and the single box columns $\begin{array}{|c|} \hline 1 \\ \hline \end{array}$. Note that since $\text{res}(w(\mathcal{T}))$ is dominant, the following condition holds

$$m_1 \leq \lambda_1 - \lambda_2. \tag{1}$$

Actually (1) is equivalent to the dominance of $\text{res}(w(\mathcal{T}))$, once the b_i are set. We assign to \mathcal{T} a Littlewood-Richardson tableau $\varphi(\mathcal{T}) \in \text{LR}(\lambda/\eta_{\mathcal{T}}, \nu)$. By Lemma 19, $\eta_{\mathcal{T}}$ is even. Write

$$\lambda = \lambda_1 \varepsilon_1 + \lambda_2 \varepsilon_2 + \lambda_3 \varepsilon_3.$$

Note that $\eta_{\mathcal{T}}$ has $m = m_1 + m_2 + m_3$ columns, all of length 2. Fill in the first $\lambda_1 - m$ right-most boxes in the first row with a “1”, and the first $\lambda_2 - b$ right-most boxes in the second row with a “2”. If $n \neq 2$ fill in the first m_4 right-most entries of the third row with a “3”. Then fill in the next right-most m_1 entries in the third row with a “2”, and the remaining entries with a “1”. The resulting tableau $\varphi(\mathcal{T})$ is a Littlewood-Richardson tableau by construction. Now we will show that any element in $\bigcup_{\substack{\underline{d}_\eta \subset \underline{d}_\lambda; \\ \eta \text{ even}}} \text{LR}(\lambda/\eta, \nu)$ can

be obtained in this way. Let $\eta \in P_{A_{2n-1}}^+$ have an even shape $\underline{d}_\eta \subset \underline{d}_\lambda$ (this means \underline{d}_η consists of size 2 columns) and let $\mathcal{L} \in \text{LR}(\lambda/\eta, \nu)$. Set

$$\begin{aligned} l_1 &= \# \text{ of 1's in } \mathcal{L} \\ l_2 &= \# \text{ of 2's in } \mathcal{L}, \text{ and} \\ b &= \# \text{ of columns of } \eta. \end{aligned}$$

Note that this information determines \mathcal{L} together with λ . In view of the previous construction, we would like to find non-negative integers m_1, m_2, m_3 and m_4 such that

$$l_1 = \lambda_1 - m_1 - m_3 \tag{2}$$

$$l_2 = \lambda_2 - m_3 - m_2 \tag{3}$$

$$m = m_1 + m_2 + m_3 \tag{4}$$

$$m_4 = \# \text{ of 3's in } \mathcal{L} \tag{5}$$

Since \mathcal{L} has a dominant word, we have

$$l_2 - (\lambda_2 - b) \leq \lambda_1 - \lambda_2. \tag{6}$$

Substituting (3) and (4) in (6) we get precisely (1), so if we find solutions m_1, m_2, m_3 , the resulting tableau will automatically belong to $\text{domres}(\lambda, \nu)$. Claim 1 below assures that this is the case. \square

Claim 1. The system determined by (2), (3), and (4), has integer solutions (possibly zero) b_1, b_2 and b_3 if and only if

$$m \geq \lambda_1 - l_1 \tag{7}$$

$$m \geq \lambda_2 - l_2 \tag{8}$$

$$\lambda_1 + \lambda_2 \geq m + l_1 + l_2. \tag{9}$$

It follows from the definitions that these conditions are satisfied by all elements of

$$\bigcup_{\substack{\underline{d}_\eta \subseteq \underline{d}_\lambda; \\ \underline{d}_\eta \text{ even}}} \text{LR}(\lambda/\eta, \nu).$$

To conclude we give a proof of Claim 1.

Proof of Claim 1. We need to solve the system of equations determined by (2), (3), and (4). From (2) and (4) we have

$$m_1 = \lambda_1 - l_1 - m_3 \tag{10}$$

$$m_2 = m - \lambda_1 + l_1 - \lambda_1 \tag{11}$$

Therefore $m_2 \geq 0$ if and only (7) holds. Substituting (11) into (3) we get

$$m_3 = \lambda_1 + \lambda_2 - l_1 - l_2 - m \tag{12}$$

Hence $m_3 \geq 0$ if and only if (9) holds. Now substitute (12) into (10) and get

$$m_1 = l_2 - \lambda_2 + m, \tag{13}$$

and hence $m_1 \geq 0$ if and only if (8) holds. This concludes the proof of Claim 1. \square

7. QUESTIONS AND PERSPECTIVES

The bijection from Proposition 23 (for any n) would imply Conjecture 1 for a stable weight λ . A more general bijection

$$\text{domres}(\lambda, \nu) \xleftrightarrow{1:1} \bigcup_{\substack{\underline{d}_\eta \subseteq \underline{d}_\lambda; \\ \underline{d}_\eta \text{ even}}} \text{LRS}(\lambda/\eta, \nu)$$

would imply Conjecture 1 for any n and any λ . The questions of how to establish such a bijection in general, and of how to generalize Conjecture 1 to other types, are the motivation for [8].

REFERENCES

- [1] W. Fulton and J. Harris. *Representation theory : a first course*. Graduate texts in mathematics. Springer-Verlag, New York, Berlin, Paris, 1991. Autres tirages : 1996 (corrected 3rd printing), 1999 (corrected 5th printing).
- [2] S. Gaussent, P. Littelmann, and A. H. Nguyen. Knuth relations, tableaux and MV-cycles. *J. Ramanujan Math. Soc.*, 28A:191–219, 2013.
- [3] R. Howe and S. T. Lee. Why should the Littlewood-Richardson rule be true? *Bull. Amer. Math. Soc. (N.S.)*, 49(2):187–236, 2012.
- [4] V. G. Kac. *Infinite-dimensional Lie algebras*. Cambridge University Press, Cambridge, third edition, 1990.
- [5] P. Littelmann. Paths and root operators in representation theory. *Ann. of Math. (2)*, 142(3):499–525, 1995.
- [6] D. E. Littlewood. *The Theory of Group Characters*. Oxford University Press, 1950. 2nd. ed.
- [7] S. Naito and D. Sagaki. An approach to the branching rule from $\mathfrak{sl}_{2n}(\mathbb{C})$ to $\mathfrak{sp}_{2n}(\mathbb{C})$ via Littelmann’s path model. *J. Algebra*, 286(1):187–212, 2005.
- [8] B. Schumann and J. Torres. Some non-Levi branching properties of Littelmann paths under restriction. *In preparation*.
- [9] S. Sundaram. *ON THE COMBINATORICS OF REPRESENTATIONS OF THE SYMPLECTIC GROUP*. ProQuest LLC, Ann Arbor, MI, 1986. Thesis (Ph.D.)–Massachusetts Institute of Technology.
- [10] S. Sundaram. Tableaux in the representation theory of the classical Lie groups. In *Invariant theory and tableaux (Minneapolis, MN, 1988)*, volume 19 of *IMA Vol. Math. Appl.*, pages 191–225. Springer, New York, 1990.
- [11] J. Torres. Word reading is a crystal morphism. *Transformation Groups*, 21(2), 577–591, 2014.