

# Multiple Dirac cones at the surface of the topological metal LaBi

Jayita Nayak,<sup>1,\*</sup> Shu-Chun Wu,<sup>1,\*</sup> Nitesh Kumar,<sup>1</sup> Chandra Shekhar,<sup>1</sup> Sanjay Singh,<sup>1</sup> Jörg Fink,<sup>1,2</sup> Emile E. D. Rienks,<sup>2,3</sup> Gerhard H. Fecher,<sup>1</sup> Stuart S. P. Parkin,<sup>5</sup> Binghai Yan<sup>1,4 †</sup> and Claudia Felser<sup>1 †</sup>

<sup>1</sup>*Max Planck Institute for Chemical Physics of Solids, Nöthnitzer Str. 40, D-01187 Dresden, Germany*

<sup>2</sup>*Leibniz Institut für Festkörper- und Werkstoffforschung IFW Dresden, D-01171 Dresden, Germany*

<sup>3</sup>*Institute of Solid State Physics, Dresden University of Technology, Zellescher Weg 16, 01062 Dresden, Germany*

<sup>4</sup>*Max Planck Institute for Physics of Complex Systems, Nöthnitzer Str. 38, D-01187 Dresden, Germany*

<sup>5</sup>*Max Planck Institute for Microstructure Physics, Weinberg 2, D-01620 Halle (Saale), Germany*

\* *These authors contributed equally to this work.*

**The rare-earth monpnictide LaBi exhibits exotic magneto-transport properties including an extremely large and anisotropic magnetoresistance. Experimental evidence for topological surface states is still missing although band inversions have been postulated to induce a topological phase in LaBi. By employing angle-resolved photoemission spectroscopy (ARPES) in conjunction with *ab initio* calculations, we have revealed the existence of surface states**

**of LaBi through the observation of three Dirac cones: two coexist at the corners and one appears at the center of the Brillouin zone. The odd number of surface Dirac cones is a direct consequence of the odd number of band inversions in the bulk band structure, thereby proving that LaBi is a topological, compensated semimetal, which is equivalent to a time-reversal invariant topological insulator. Our findings provide insight into the topological surface states of LaBi's semi-metallicity and related magneto-transport properties.**

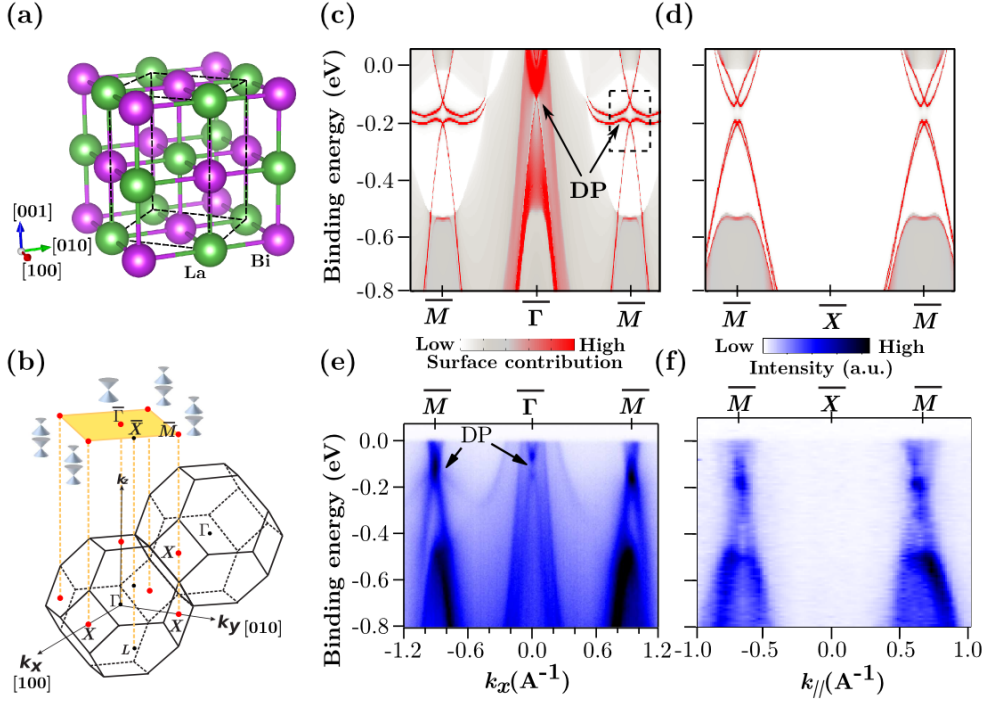
One of the most important fingerprints of a topological state of matter is a topological surface state (TSS). Topological materials include topological insulators (TIs) <sup>1,2</sup> and topological nodal semimetals, that are Dirac and Weyl semi-metals <sup>3-8</sup>. A topological surface state of a TI is commonly observed as a Dirac-cone type dispersion inside an insulating bulk energy gap <sup>9-11</sup>, while a topological surface state of a Dirac or Weyl semimetal is characterized by Fermi arcs <sup>12-16</sup>. However, it is challenging to identify the topological nature of surface states for a family of gapless TIs that are characterized by the non-trivial  $Z_2$  type topological invariants, dubbed  $Z_2$ -topological metals ( $Z_2$ -TMs), due to the lack of a bulk energy gap. For instance, Dirac-like surface states have been found to overlap strongly with bulk states below the Fermi energy in the gapless Heusler TI compounds <sup>17</sup>. Only recently, the well known Rashba surface states of the element Au have been identified as topological surface states <sup>18</sup>. The family of rare-earth monpnictides  $\text{LaX}$  ( $X = \text{P, As, Sb, Bi}$ ) can also be classified as  $Z_2$ -TMs based on band structure calculations <sup>19</sup>. Moreover, a very large, unusual magnetoresistance has been observed in  $\text{LaSb}$  <sup>20</sup>,  $\text{LaBi}$  <sup>21</sup> and a similar compound  $\text{YSb}$  <sup>22</sup>, thus stimulating interest in directly observing any topological surface states. By contrast, angle-resolved photoelectron spectroscopy (ARPES) on  $\text{LaSb}$  has revealed that this compound has

a topologically trivial band dispersion<sup>23</sup>.

LaBi is the compound with the strongest spin-orbit coupling (SOC) in the family of rare-earth monpnictides. In this Letter, we have investigated its topological surface states by ARPES and *ab initio* calculations. Three Dirac cones have been identified in the surface band structure, unambiguously validating the topologically non-trivial nature of LaBi.

## Results

LaBi crystallizes in the simple rock-salt structure (space group  $Fm\bar{3}m$ , No. 225), as shown in Figure 1(a). Figure 1(b) shows the bulk Brillouin zone (BZ) and the (001) projected 2D surface Brillouin zone of the fcc lattice. X and L points of bulk BZ are projected to  $\bar{M}$  and  $\bar{X}$  points of the surface BZ. In the bulk band structure, the conduction and valence bands exhibit opposite parities of wave functions and get inverted near the X point<sup>19</sup>. Although an indirect energy gap is missing with large electron and hole pockets at the Fermi energy<sup>21</sup>, the direct energy gap still appears at every  $k$ -point, allowing us to define the topological  $Z_2$  invariant. We found that La- $d$  and Bi- $p$  states contribute to the band inversion (see Supplementary Figure 1). Three band inversions lead to a nontrivial  $Z_2$  index  $\nu_0 = 1$ , which is consistent with calculations of the parity product of all valence bands at eight time reversal invariant  $k$ -points<sup>24</sup> that include the  $\Gamma$  point, three non-equivalent X points and four non-equivalent L points. When these three band inversions are projected from the bulk to the (001) surface, three Dirac-cone like surface states appear. As show in Figure 1(b), two non-equivalent X points are projected to an  $\bar{M}$  point in the surface BZ and a third



**Figure 1: Illustration of Fermi surface and the Dirac cones.** (a) Crystal structure of LaBi possessing simple NaCl type structure. (b) Bulk Brillouin zone of LaBi and the projection of the (001) surface Brillouin zone. In bulk, the band inversion occurs at the  $X$  point. Two bulk  $X$  points are projected to the surface  $\bar{M}$  point while one bulk  $X$  point is projected to the surface  $\bar{\Gamma}$  point. Thus, two Dirac-cone-like surface states are expected to exist at  $\bar{M}$  and one Dirac-cone-like surface state at  $\bar{\Gamma}$ , as is illustrated in graph (b) showing the surface Brillouin zone. (c) Calculated (001) surface band structure of LaBi along the  $\bar{M}$ - $\bar{\Gamma}$ - $\bar{M}$  line providing the existence of a Dirac point (DP) at  $\bar{\Gamma}$  and two Dirac nodes at  $\bar{M}$ . (d) Calculated surface band structure along the  $\bar{M}$ - $\bar{X}$ - $\bar{M}$  line. (e) ARPES surface spectra measured along  $\bar{M}$ - $\bar{\Gamma}$ - $\bar{M}$  direction with 83 eV photon energy. (f) ARPES surface spectra measured along  $\bar{M}$ - $\bar{X}$ - $\bar{M}$  direction with 110 eV photon energy.



$\Gamma$  point is mapped to the surface  $\bar{\Gamma}$  point. Therefore, as illustrated in Figure 1(c), we expect that two Dirac cones coexist at  $\bar{M}$ , where a direct bulk energy gap accidentally appears, and the third Dirac cone is located at  $\bar{\Gamma}$ , but fully overlaps with the bulk bands. The calculated band structures of the the LaBi (001) surface are shown in Figures 1(c-d), where the bright red lines represent the surface states. The Dirac points are marked by DP. In ARPES, the Dirac point at  $\bar{\Gamma}$  appears 150 meV below the Fermi energy whereas the surface states at  $\bar{M}$  are split into two Dirac points with energies of 123 and 198 meV below  $\epsilon_F$ . Figures 1(e-f) show the ARPES spectra measured along the  $\bar{M} - \bar{\Gamma} - \bar{M}$  and  $\bar{M} - \bar{X} - \bar{M}$  directions, respectively, which are consistent with theoretical calculations.

Details of the electronic structure around the  $\bar{M}$  point have been investigated by varying photon energy and the results are shown in Figure 2. The upper two rows show the spectra and their 2<sup>nd</sup> derivatives along the  $\bar{\Gamma} - \bar{M} - \bar{\Gamma}$  direction for photon energies from 64 to 90 eV. The lower panels (e) and (f) show spectra measured along the  $\bar{X} - \bar{M} - \bar{X}$  direction for photon energies of 110 and 83 eV respectively. For comparison, the calculated band structure is shown in panels (g) and (h) for the  $\bar{\Gamma} - \bar{M} - \bar{\Gamma}$  and  $\bar{X} - \bar{M} - \bar{X}$  directions, in which the bright red lines stand for surface states and the gray shadowed region stands for the bulk bands. The ARPES and calculations agree quite well. The surface states are anisotropic and differ for the two directions from  $\bar{M}$ . The horizontal parts of the topological surface states appear only along  $\bar{\Gamma} - \bar{M} - \bar{\Gamma}$ . The separation of the Dirac points is only about 75 meV in experiment. The splitting is clearly resolved at 90 eV as is seen from the 2<sup>nd</sup> derivative (Figure 2(a)). These two Dirac-cone-like states remain at the same position in the band structure for different photon energies, indicating their surface state nature.

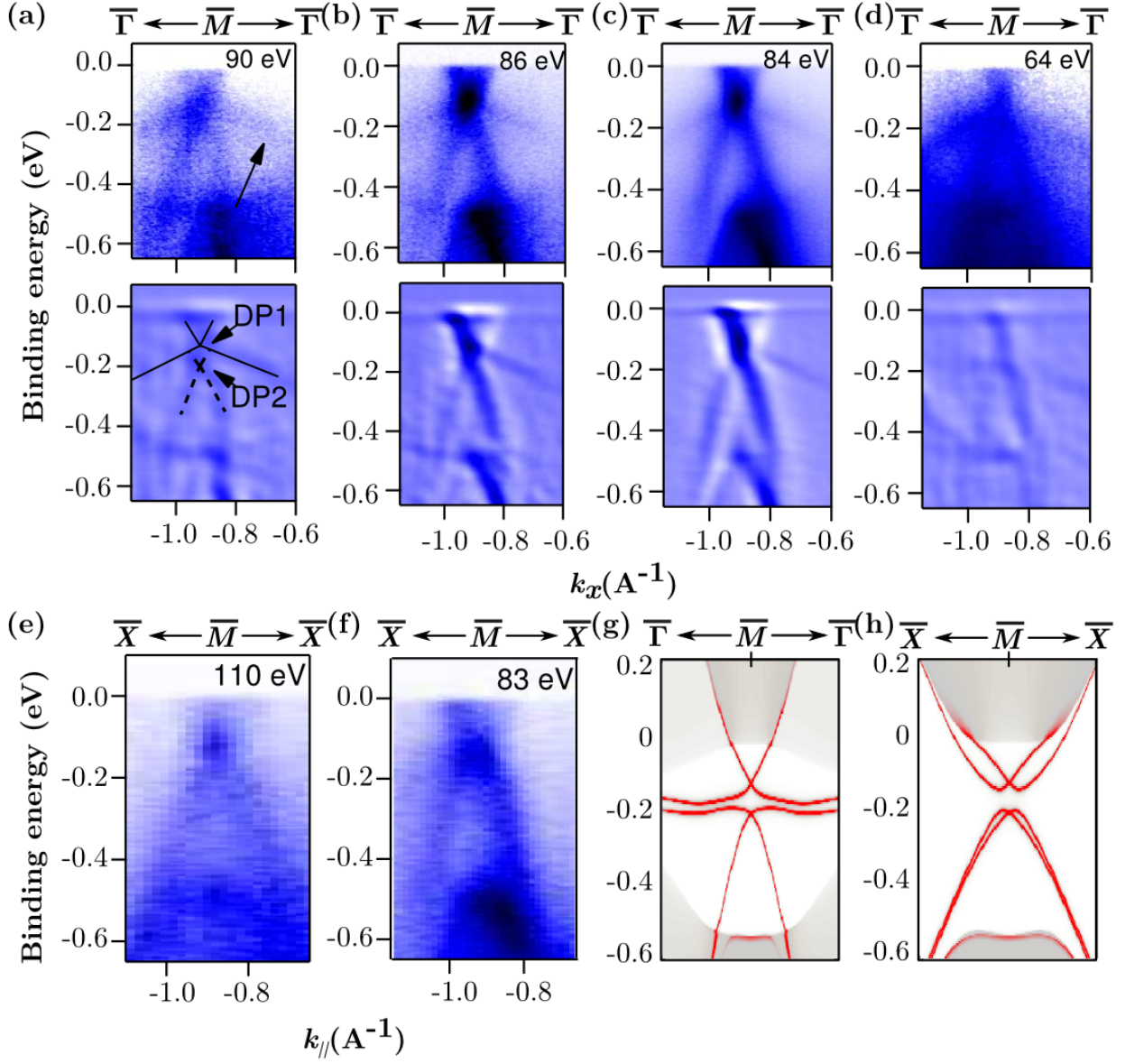


Figure 2: **Strongly anisotropic Dirac cones at the  $\bar{M}$  point.** (a-d) Zoomed images of the Dirac point at  $\bar{M}$  at different photon energies (top panel) along  $\bar{\Gamma} - \bar{M} - \bar{\Gamma}$  and its second derivative (bottom panel) to identify two Dirac points. (e,f) Dirac point at  $\bar{M}$  along  $\bar{X} - \bar{M} - \bar{X}$  with photon energies 110 eV and 83 eV respectively. (g) and (h) Calculated band structure along  $\bar{\Gamma} - \bar{M} - \bar{\Gamma}$  and  $\bar{X} - \bar{M} - \bar{X}$ , respectively. The bright red lines indicate the surface states while the gray regions represent bulk states.

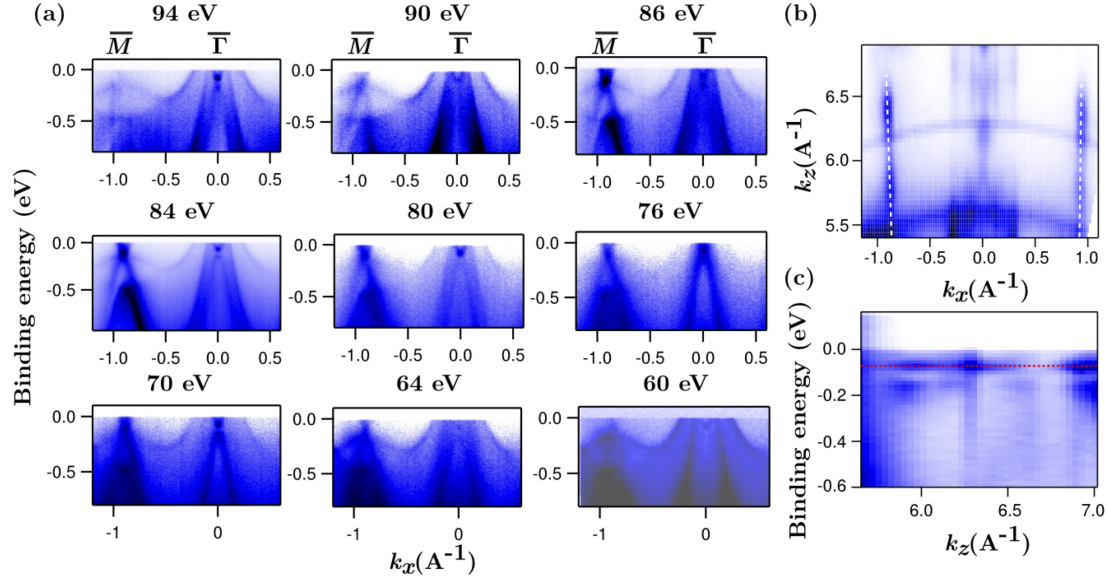


Figure 3: **Confirmation of the topological surface state from the photon energy dependent ARPES.** (a) Photoemission intensity plots along  $\overline{M}$ - $\overline{\Gamma}$  direction at photon energies ranging from 94 eV to 60 eV with horizontal polarization. (b) ARPES spectral intensity maps in the  $k_x$ - $k_z$  plane at the binding energy of -0.12 eV, i.e., at the top Dirac point at  $\overline{M}$  indicating no  $k_z$  dispersion of the Dirac node (shown by white dotted lines). (c)  $E - k_z$  intensity maps providing no evidence of  $k_z$  dispersion of the Dirac point at  $\overline{\Gamma}$  (shown by red dotted lines).

To further validate the surface nature of the Dirac states, we have conducted photon energy dependent ARPES measurement. (Figure 3). The surface states do not disperse with photon energy (i.e.  $k_z$ ), in contrast to the bulk states. Photoemission spectra recorded at various photon energies from 60 to 94 eV (Figure 3(a)) reveal that both the Dirac cones at  $\bar{\Gamma}$  and  $\bar{M}$  do not disperse with photon energies. The resulting intensity distribution  $I(k_x, k_z)$  and the dispersion  $E(k_z)$  are shown in Figures 3(b) and 3(c), respectively. The white vertical lines in Figure 3(b) mark the intensity of the top Dirac node observed at  $\bar{M}$  and confirms the surface nature of the bands since there is no  $k_z$  dependence throughout the whole energy range. The red horizontal line in Figure 3(c) shows the position of the Dirac point at  $\bar{\Gamma}$ . The binding energy of the Dirac point at  $\bar{\Gamma}$  does not exhibit any  $k_z$  dependence, unambiguously confirming the surface nature of the discussed Dirac bands.

We have further studied another related compound GdSb which is antiferromagnetic below 20 K. The ARPES measurement at 1 K reveals that there is no Dirac surface state at the  $\bar{\Gamma}$  and  $\bar{M}$  points (see Supplementary Figures 2 and 3). It is further verified by our *ab initio* calculations where there is no band inversions occurring in the bulk band structure (see Supplementary Figure 4). Therefore, we conclude that GdSb is topologically trivial.

Although the Dirac-cone-type surface states can be revealed in the ARPES band structures, signals of bulk states are still dominant in the ARPES results. It is interesting to observe the bulk bands from the Fermi surfaces. Different from surface states, the bulk bands exhibit strong  $k_z$  dependence. Therefore, the Fermi surfaces look very different for different photon energies used in ARPES. According to our calculations (see Figure 4), the Fermi surface looks like a cross centered

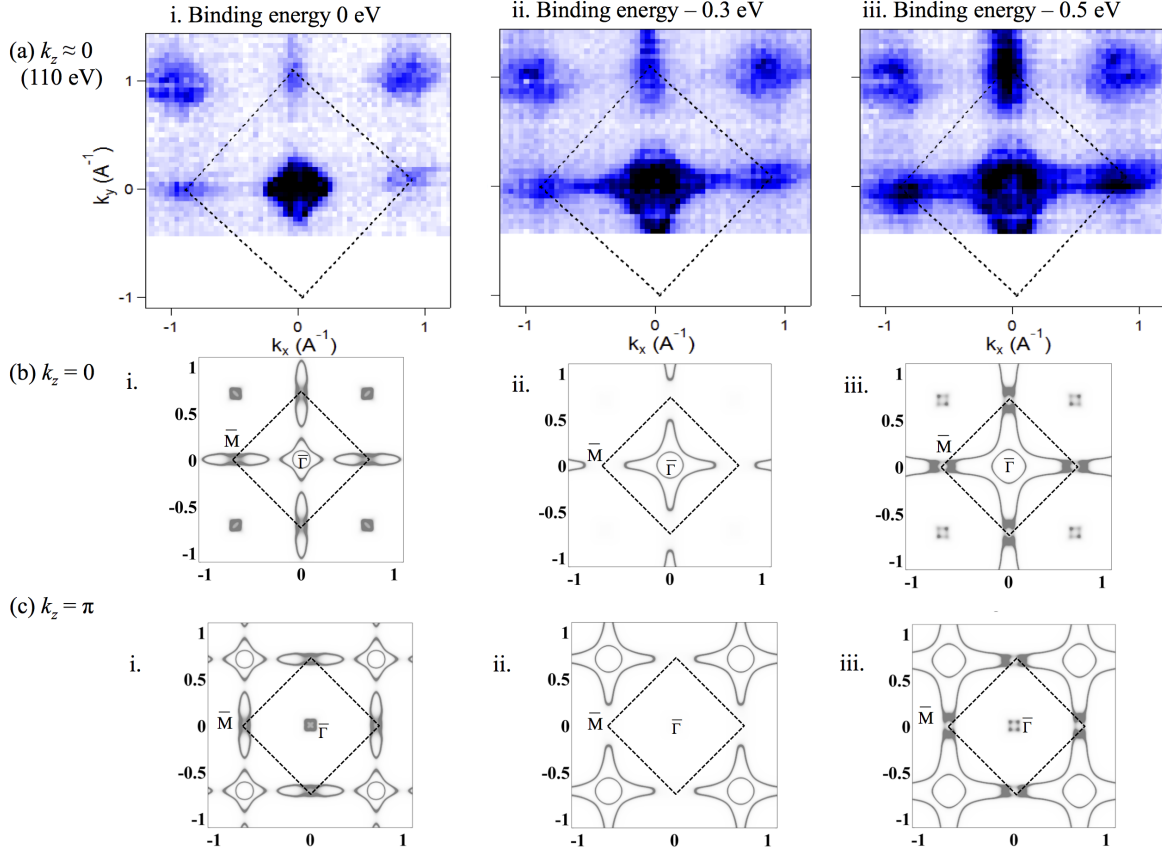


Figure 4: **The Fermi surface of LaBi.** (a), ARPES Fermi surface measured with a photon energy of 110 eV, corresponding to the bulk  $k_z \approx 0$  plane. (b)-(c), Calculated Fermi surfaces for  $k_z = 0$  and  $k_z = \pi$  planes, respectively. The i-iii panels stand for different Binding energies: 0, -0.3 and -0.5 eV.

at the  $\bar{\Gamma}$  point of the first BZ for  $k_z = 0$ . However, at  $k_z = \pi$  the Fermi surface exhibits a shift to the second BZ, leaving the  $\bar{\Gamma}$  point of the first BZ relatively empty. Figure 4a shows the Fermi surface measured by ARPES for  $k_z \approx 0$ , which is well consistent with our calculations. Moreover, with decreasing the binding energy, one can find that the hole pockets at  $\bar{\Gamma}$  increase in size while the electron pockets at  $\bar{M}$  decrease in size. We note that the signals of surface state are too weak to be resolved in these Fermi surfaces. additionally, it is worth mentioning that our experimental findings about LaBi can be seen in a broader context of TIs with NaCl structure, where AmN and PuTe were predicted to be correlated topological insulators <sup>25</sup>.

After finishing the manuscript, we began to realize recent APRES measurements on NdSb <sup>26</sup> and CeBi <sup>27</sup> where only surface states at the zone corner were revealed by ARPES, and LaBi <sup>28</sup> where both zone corner and center surface bands were observed although the topological origin of these Dirac surface states was not fully recognized.

## Methods

LaBi single crystals were grown in a Bi flux <sup>21</sup> and the crystal structure was determined by x-ray diffraction using a 4 circle diffractometer. The ARPES measurements were carried out at the UE112-PGM2b beamline of the synchrotron radiation facility BESSY (Berlin) using the 1<sup>3</sup>-ARPES end station that is equipped with a Scienta R4000 energy analyzer. All measurements were performed at a temperature of 1 K at various photon energies from 50 to 110 eV using both horizontal and vertical polarizations. The total energy resolution was approximately 4 meV and the angular resolution was 0.2°. The electronic structure calculations were carried out using the

local density approximation of the density-functional theory as implemented in the Vienna *ab initio* simulation package (VASP) <sup>29</sup>. The generalized gradient approximation <sup>30</sup> was employed for the exchange-correlation energy functional. Spin-orbit interaction was included as perturbation. The surface states were calculated by projecting the density of states to the top four atomic layers of a half-infinite surface with the Green's function method based on the tight-binding parameters from Wannier functions <sup>31</sup>.

**Acknowledgements** This work was financially supported by the the ERC (Advanced Grant No. 291472 Idea Heusler).

**Correspondence** Correspondence should be addressed to B. Yan (email: yan@cpfs.mpg.de) or C. Felser (email: felser@cpfs.mpg.de).

1. Qi, X.-L. & Zhang, S.-C. Topological insulators and superconductors. *Rev. Mod. Phys.* **83**, 1057 (2011).
2. Hasan, M. Z. & Kane, C. L. Colloquium: Topological insulators. *Rev. Mod. Phys.* **82**, 3045–3067 (2010).
3. Murakami, S. Phase transition between the quantum spin Hall and insulator phases in 3D emergence of a topological gapless phase. *New J. Phys.* **10**, 029802 (2008).
4. Young, S. M. *et al.* Dirac Semimetal in Three Dimensions. *Phys. Rev. Lett.* **108** (2012).
5. Volovik, G. Quantum analogues from phase transitions to black holes and cosmology. *eds. William G. Unruh and Ralf Schutzhold, Springer Lecture Notes in Physics* **718**, 31–73 (2007).

6. Burkov, A. A. & Balents, L. Weyl Semimetal in a Topological Insulator Multilayer. *Phys. Rev. Lett.* **107**, 127205 (2011).
7. Wan, X. G., Turner, A. M., Vishwanath, A. & Savrasov, S. Y. Topological semimetal and Fermi-arc surface states in the electronic structure of pyrochlore iridates. *Phys. Rev. B* **83**, 205101 (2011).
8. Fang, C., Gilbert, M. J., Dai, X. & Bernevig, B. A. Multi-Weyl Topological Semimetals Stabilized by Point Group Symmetry. *Phys. Rev. Lett.* **108** (2012).
9. Zhang, H. *et al.* Topological insulators in  $\text{Bi}_2\text{Se}_3$ ,  $\text{Bi}_2\text{Te}_3$  and  $\text{Sb}_2\text{Te}_3$  with a single Dirac cone on the surface. *Nature Phys.* **5**, 438–442 (2009).
10. Xia, Y. *et al.* Observation of a large-gap topological-insulator class with a single dirac cone on the surface. *Nature Phys.* **5**, 398–402 (2009).
11. Chen, Y. L. *et al.* Experimental Realization of a Three-Dimensional Topological Insulator,  $\text{Bi}_2\text{Te}_3$ . *Science* **325**, 178–181 (2009).
12. Liu, Z. K. *et al.* Discovery of a Three-Dimensional Topological Dirac Semimetal,  $\text{Na}_3\text{Bi}$ . *Science* **343**, 864–867 (2014).
13. Xu, S. *et al.* Observation of Fermi arc surface states in a topological metal. *Science* **347**, 294–298 (2015).
14. Lv, B. Q. *et al.* Experimental Discovery of Weyl Semimetal TaAs. *Phys. Rev. X* **5**, 031013 (2015).



15. Xu, S.-Y. *et al.* Discovery of a Weyl fermion semimetal and topological Fermi arcs. *Science* **349**, 613 (2015).
16. Yang, L. X. *et al.* Weyl Semimetal Phase in non-Centrosymmetric Compound TaAs. *Nat. Phys.* **11**, 728–732 (2015).
17. Liu, Z. *et al.* Observation of Unusual Topological Surface States in Half-Heusler Compounds  $\text{LnPtBi}$  ( $\text{Ln}=\text{Lu}, \text{Y}$ ). *arXiv1602.05633* (2016).
18. Yan, B. *et al.* Topological states on the gold surface. *Nat. Commun.* **6**, 10167 (2015).
19. Zeng, M. *et al.* Topological semimetals and topological insulators in rare earth monpnictides. *arXiv* (2015). 1504.03492v1.
20. Tafti, F. F., Gibson, Q. D., Kushwaha, S. K., Haldolaarachchige, N. & Cava, R. J. Resistivity plateau and extreme magnetoresistance in LaSb. *Nature Physics* **12**, 272–277 (2015).
21. Kumar, N. *et al.* Observation of pseudo two dimensional electron transport in the rock salt type topological semimetal LaBi. *arXiv:1601.07494* (2016).
22. Ghimire, N. J., Botana, A. S., Phelan, D., Zheng, H. & Mitchell, J. F. Magnetotransport of single crystalline YSb. *arXiv:1604.04232* (2016).
23. Zeng, L. K. *et al.* Compensated semimetal LaSb with unsaturated magnetoresistance. *arXiv:1604.08142* (2016).
24. Fu, L. & Kane, C. L. Topological insulators with inversion symmetry. *Phys. Rev. B* **76**, 045302 (2007).

25. Zhang, X., Zhang, H., Wang, J., Felser, C. & Zhang, S. C. Actinide Topological Insulator Materials with Strong Interaction. *Science* **335**, 1464–1466 (2012).
26. Neupane, M. *et al.* Observation of Dirac-Like Semi-Metallic Phase in NdSb. *arXiv:1605.00151* (2016).
27. Alidoust, N. *et al.* A new form of (unexpected) Dirac fermions in the strongly-correlated cerium monopnictides. *arXiv:1604.08571* (2016).
28. Wu, Y. *et al.* Unusual electronic properties of LaBi - a new topological semimetal candidate. *arXiv* (2016). 1604.08945.
29. Kresse, G. & Hafner, J. Ab initio molecular dynamics for liquid metals. *Phys. Rev. B* **47**, 558–561 (1993).
30. Perdew, J. P., Burke, K. & Ernzerhof, M. Generalized gradient approximation made simple. *Phys. Rev. Lett.* **77**, 3865 (1996).
31. Mostofi, A. A. *et al.* wannier90 A tool for obtaining maximally-localised Wannier functions. *Comput. Phys. Commun.* **178**, 685–699 (2008).

## Supplemental Information: Multiple Dirac cones at the surface of the topological metal LaBi

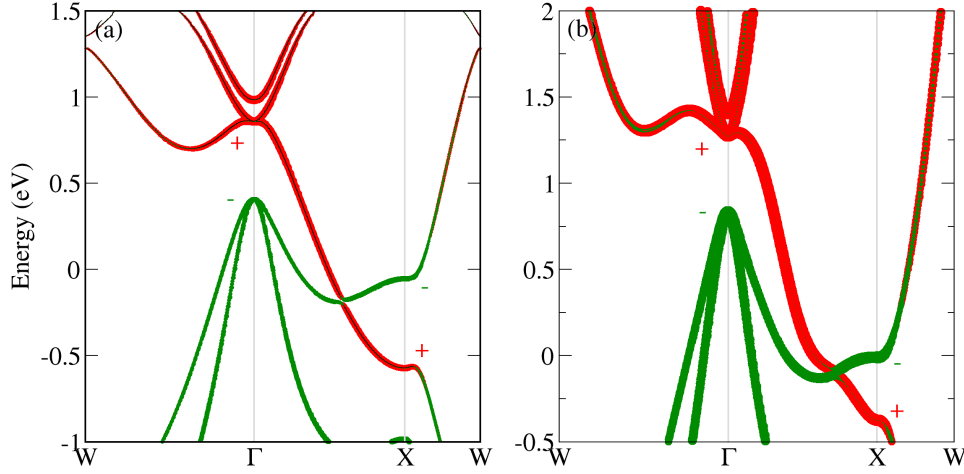


Figure S1: **The bulk band structure of LaBi.** (a) Calculations within the generalized-gradient approximation (GGA) level. (b) Calculations in the hybrid-functional (HSE06) level. The Fermi energy is shifted to zero. The red and green dots represent the orbital contribution from La- $d$  (parity “+”) and Bi- $p$  (parity “-”) states to the band structure, , respectively. It is clear that La- $d$  and Bi- $p$  bands get inverted between  $\Gamma$  and  $X$  points. The parity eigen values (“+” or “-”) are specified for the conduction and valence bands. Since GGA is known to usually overestimate the band inversion strength, we performed HSE06 calculations that correct the GGA error, to validate the inverted band structure. It is clear that the topological band inversion occurs for both GGA and HSE06 calculations, resulting nontrivial  $Z_2$  index  $\nu_0 = 1$  based on the parity criteria.

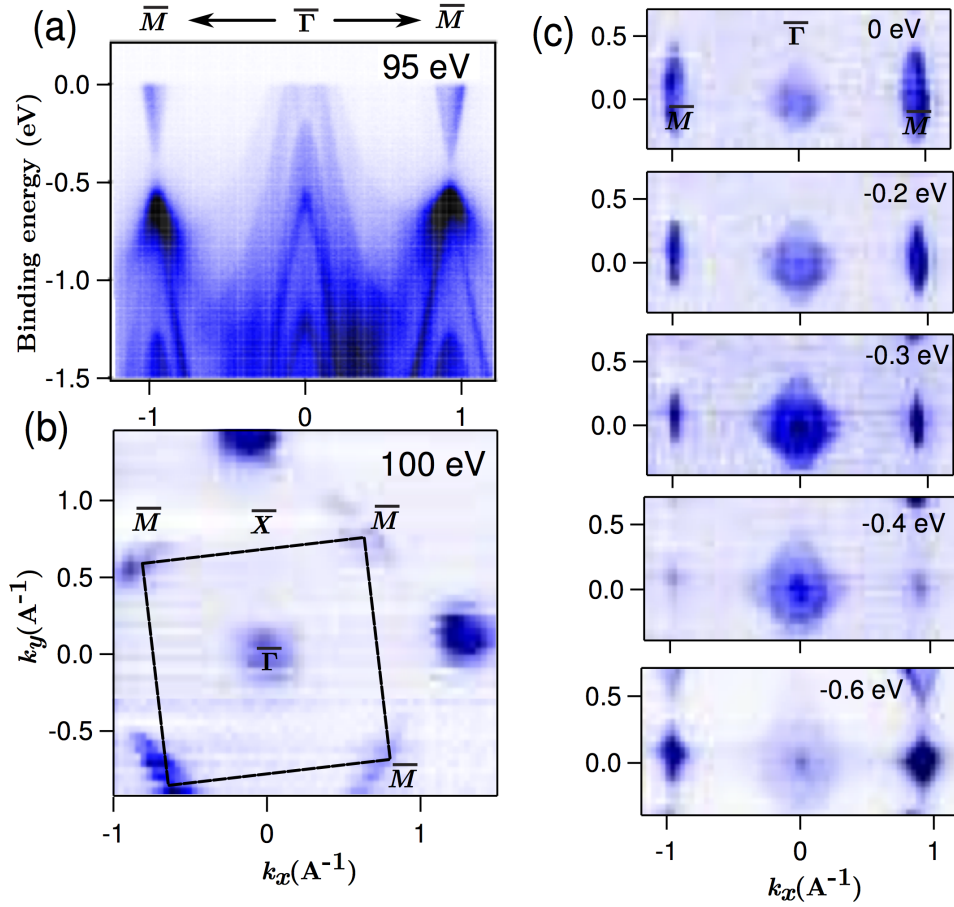


Figure S2: **The ARPES measurement on the GdSb (001) surface.** (a) The band dispersion along the [100] direction ( $\bar{M}-\bar{\Gamma}-\bar{M}$ ) measured with a photon energy of 95 eV. About 0.38 eV below the Fermi energy, an energy gap of 0.16 eV is observed at  $\bar{M}$  between upper and lower topologically trivial bands. There is no apparent Dirac points at  $\bar{M}$  and  $\bar{\Gamma}$  points. (b) The Fermi surface measured with a photon energy of 100 eV. (c) The Fermi surface at different Fermi energies. We note that GdSb which possesses the same crystal structure as LaBi, but exhibits a G-type antiferromagnetic phase below 20 K. ARPES was measured at a temperature of 1 K. From the surface states, we can conclude that GdSb is topologically trivial, distinct from LaBi.

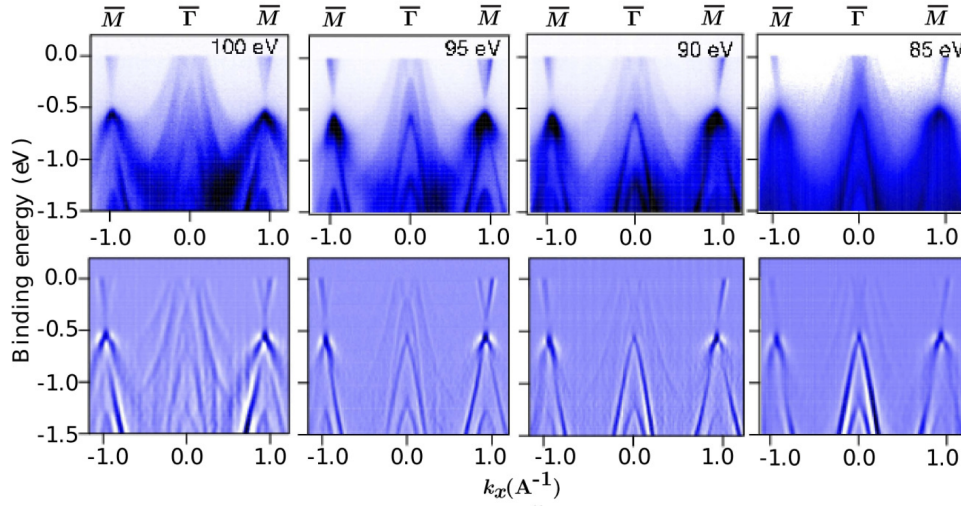


Figure S3: **The band structure of GdSb measured with different photon energies.** The upper panels show the photon energy dependent ARPES spectra and the lower panels show corresponding second derivatives of the spectra to make details better visible. It is clearly revealed, moreover, that no Dirac cone is detectable at the  $\bar{\Gamma}$  and  $\bar{M}$  points, in contrast to LaBi(001).

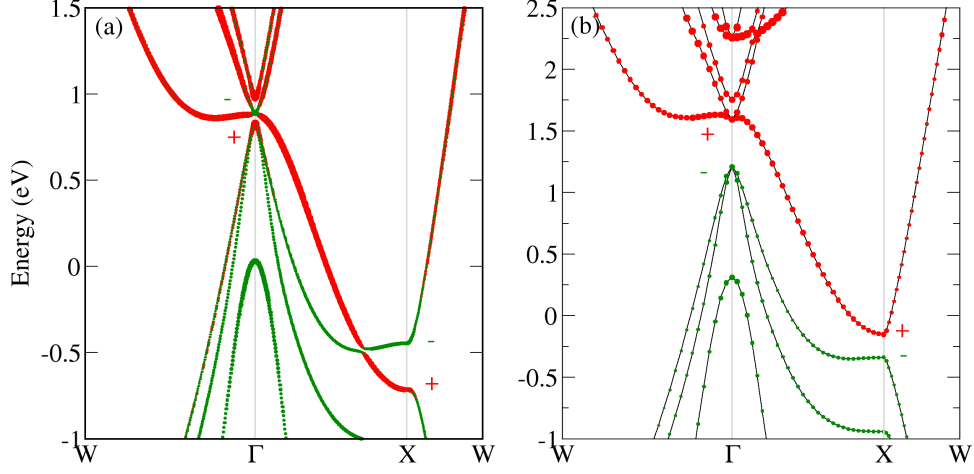


Figure S4: **The bulk band structure of GdSb.** (a) Calculations within GGA. (b) Calculations within HSE06. The Fermi energy is shifted to zero. The Gd- $f$  electrons are frozen into the core levels in the calculation. The red and green dots represent the orbital contribution from Gd- $d$  (parity “+”) and Sb- $p$  (parity “-”) states to the band structure, respectively. In the GGA band structure, the valence band maximum (VBM) and conduction valence minimum (CBM) are Sb- $p$  states and Gd- $d$  states, respectively, at both  $\Gamma$  and  $X$  points. Thus, the  $Z_2$  topological invariant  $\nu_0 = 0$  is trivial. In the HSE06 band structure, VBM and CBM are Gd- $d$  states and Sb- $p$  states, respectively, at both  $\Gamma$  and  $X$  points. Since the VBM and CBM are inverted at both  $\Gamma$  and  $X$ , the  $Z_2$  invariant  $\nu_0 = 0$  is still trivial. Therefore, theoretical bulk band structures indicate that GdSb is topologically trivial, which is consistent with ARPES.