

Enterprise Software Service Emulation: Constructing Large-Scale Testbeds

Cameron Hine
Swinburne University of
Technology
Hawthorn, Victoria, Australia
chine@swin.edu.au

Jean-Guy Schneider
Swinburne University of
Technology
Hawthorn, Victoria, Australia
jschneider@swin.edu.au

Jun Han
Swinburne University of
Technology
Hawthorn, Victoria, Australia
jhan@swin.edu.au

Steve Versteeg
CA Research
CA Technologies
Melbourne, Australia
steve.versteeg@ca.com

ABSTRACT

Constructing testbeds for systems which are interconnected with large networks of other software services is a challenging task. It is particularly difficult to create testbeds facilitating evaluation of the non-functional qualities of a system, such as scalability, that can be expected in production deployments. *Software service emulation* is an approach for creating such testbeds where service behaviour is defined by emulate-able models executed in an emulation runtime environment. We present (i) a meta-modelling framework supporting emulate-able service modelling (including messages, protocol, behaviour and states), and (ii) KALUTA, an emulation environment able to concurrently execute large numbers (thousands) of service models, providing a testbed which mimics the behaviour and characteristics of large networks of interconnected software services. Experiments show that KALUTA can emulate 10,000 servers using a single physical machine, and is a practical testbed for scalability testing of a real, enterprise-grade identity management suite. The insights gained into the tested enterprise system were used to enhance its design.

1. INTRODUCTION

Testing software systems which rely on interactions with large networks of interconnected software services is difficult. Testbeds mimicking the behaviour and characteristics of such environments are necessary for a *system under test* (SUT) to be evaluated in production-like conditions. The scale of enterprise environments is quite difficult for to replicate in testbeds as it is common for there to be tens-of-thousands of systems operating within a single environment. Constructing testbeds representing such scales is in-

adequately supported by existing techniques, yet is crucial for evaluating non-functional attributes of systems, such as scalability, intended to operate in such environments.

A system under test's deployment environment can be considered from two polar perspectives (cf. Fig. 1): (i) the *service*, or service *provider* perspective, and the (ii) *client*, or service *consumer* perspective. From the former perspective, systems make requests of an SUT whereas in the latter perspective, an SUT acts as the client issuing requests to services offered by other systems in the environment.

Testing systems from a service *provider* perspective (often referred to as *load testing*) is well supported by existing tools. For example, load generating performance testing tools (e.g., SLAMD, HP Load Runner, and Apache JMeter) can generate scalable amounts of client load, imitating large numbers of concurrent users, allowing evaluation of a SUT's performance and scalability under those loads. However, these tools can, in general, not operate in "reverse" mode, that is, *responding* to incoming requests from a SUT.

In order to serve requests from clients, a service may need to make requests to other third party services, thereby being a service *consumer* as well. Testing a SUT from a *consumer* perspective requires an environment containing entities imitating the behaviour of software services the SUT makes requests to. The mock objects approach [5] allows developers to define superficial implementations of external services. However, by providing service imitations hooked directly into a SUT's code, calls to the host environment, such as file and networking services, are typically bypassed and, consequently, are inappropriate for system testing purposes.

Another approach, widely adopted by industry, is the use of system-level virtual machines (VMs), to create testing environments. VM environments are well suited for system testing as their behaviour is essentially equivalent to their real counterparts. Scalability, however, is a limiting factor. While it varies depending on workloads, the general rule of thumb is a virtual CPU to physical core ratio in the order of ten to one is the practical upper limit [9]. This means that clusters of high-end machines are required to host environments containing tens-of-thousands of VMs.

Contrasting load testing that employs an SUT provider perspective, *service emulation* is an approach we propose for constructing large-scale testbeds that imitate interaction be-

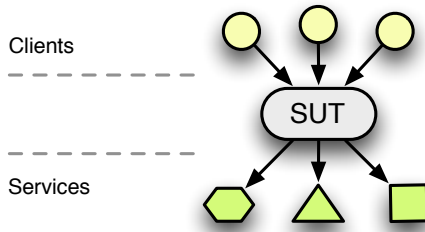


Figure 1: Polar Perspectives of Software Testbeds.

haviour of software services, thereby catering to the needs of a service *consuming* SUT. There are two key elements in the service emulation approach: (i) modelling *approximations* of real service behaviours to an adequate fidelity, that is, to a level accurate enough that the desired test scenarios can be carried out, and (ii) an emulation environment capable of simultaneously executing many such models, presenting an appearance and behaviour similar to a real enterprise service environment. The idea being that run-time properties of an SUT, such as scalability and performance, can be evaluated whilst interacting with emulated, rather than real, services.

In this paper, we present three primary contributions resulting from our work on service emulation. In Section 3, we present a (i) layered *service meta-model* enabling service modelling. Flexibility is a key feature of this model as it is paramount so that the diverse needs of different testing scenarios can be accommodated. (ii) KALUTA, an emulation environment supporting scalable service model execution and run-time interaction with real service consuming systems, that is SUTs, is also presented in Section 3. (iii) An empirical evaluation follows in Section 4, investigating KALUTA’s scalability and resource consumption (RQ1), comparing it with current industry best practises (VM based testbeds) (RQ2), and its practicality – applying it to a real industry testing scenario (RQ3). Also included in this paper is a concrete industry scenario framing our work in a practical context (Section 2). Related work is discussed in Section 5 while Section 6 concludes the paper, summarising the major results and suggesting areas for future work.

2. INDUSTRY SCENARIO

CA IdentityManager (IM)¹ is an enterprise-grade identity management suite supporting management and provisioning of users, identities and roles in large organisations covering a spectrum of different endpoint types. It is typically deployed into large corporations, such as banks and telecommunications providers, who use it to manage the digital identities of personnel as well as to control access of their vast computational resources and services. IM invokes services on the endpoints it manages to perform tasks such as:

- **Endpoint Acquisition:** IM obtains and validates login credentials to administer an endpoint.
- **Endpoint Exploration:** Retrieve an endpoint’s identity objects.

¹<http://www.ca.com/us/products/ca-identity-manager.html>

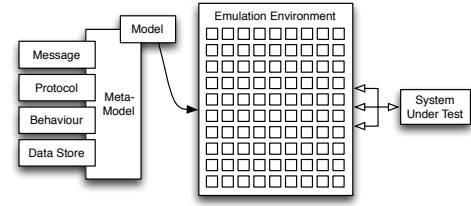


Figure 2: Service Emulation Approach.

- **Add Account:** Add user credentials to an endpoint permitting access.
- **Modify Account:** Change some fields of an account.

IM is regularly deployed into environments requiring the management of tens-of-thousands of systems. Evaluating IM’s run-time properties is important so that it can be confidently deployed into large production environments. Performing these evaluations with every release can detect scalability issues introduced by new features or other code modifications. Furthermore, IM deployment teams can use results to guide improvements in production environments. However, as results obtained in small environments do not necessarily translate to production scale reality, evaluations require a testbed containing tens-of-thousands of endpoints. The behaviour of the testbed must be accurate enough so that IM can carry out its key operations (as listed above). Finally, in order to detect run-time issues related to networking and other operating system services, the testbed cannot rely on hooks into IM’s code to act as its environment.

3. APPROACH

Service emulation [6] is an approach to constructing large-scale testbeds which mimics interaction behaviour and characteristics of real production environments. Ideally, QA teams can use service emulation to uncover issues which otherwise remain hidden until triggered in production.

The service emulation approach is based on the idea that *approximations* of service behaviour can be described using light-weight models which are executed in an emulation environment to provide run-time behaviour. Fig. 2 outlines the key elements of our approach: a service *meta-model*, emulate-able service *models* defined in terms of the meta-model, and an *emulation environment* which executes many service models simultaneously and also handles communication between emulated service models and SUTs.

3.1 Service Meta-Model and Models

Our service meta-model is a modelling framework capable of expressing the approximate behaviour of real software services (e.g., LDAP). The service meta-model is organised into four layers: the message model defines *what* is communicated between systems; the protocol model specifies *when* certain messages may be sent; the behaviour model defines *how* services respond to requests; and the data store persists updates to the service state.

3.1.1 Messages

Remote software systems interact with one another by exchanging messages over a computer network. During transmission, messages can be encoded in a variety of different ways: encapsulated within HTTP chunks or following

the ASN.1 basic encoding rules (BER) specification. Our meta-model introduces a standard message format for service models. Various encodings are supported by translating between these encodings and the standard format.

Messages are defined (cf. Definition 1) as having two parts: a shape (or type), and a value. Message values may have different structures, which we model as *value* sequences. Within value sequence we allow *associated* values, associating a label with a value, to help identify values in sequences. Service specific treatment of values is supported through a generic *base* value option.

DEFINITION 1 (MESSAGE META-MODEL).

$$\mathcal{M} = \varsigma \times [\mathcal{V}]$$

where \mathcal{M} denotes the set of messages, ς the set of message shapes, and $[\mathcal{V}]$ the set of value sequences, respectively.

3.1.2 Protocols

Protocols govern the rules for communication between software systems. For the purpose of our work, we consider a protocol to define the *temporal order* of messages which are valid for exchange throughout interactions. Protocol models can be used to guide service model behaviour and can ensure that emulated service transmissions are valid throughout interactions with systems under test.

The abstract syntax for our protocol meta-model is presented in Definition 2. For a detailed description of each element, the reader is referred to [7].

DEFINITION 2 (ABSTRACT SYNTAX).

$S \rightarrow D$	Specification	$D \rightarrow v = \mathcal{P}$	and D	Multi Declaration
$ \mathcal{P}$		$ v = \mathcal{P}$	in \mathcal{P}	Single Declaration
$\mathcal{P} \rightarrow \mathcal{P} * \mathcal{P}$	Product	$I \rightarrow I + I$		Choice
$ \mathcal{P} \sim \mathcal{P}$	Extension	$ \sigma \cdot \mathcal{P}$		Standard Interaction
$ I$	Interaction	$ \sigma \triangleright \mathcal{P}$		Contractive Interaction
$ v$	Variable			
$ \mathbf{0}$	Inaction			

where v is an element of V , the set of protocol variables; o denotes the direction of a message (transmission or reception); and σ is an element of the set of message shapes ς .

Message *interactions* are the fundamental events for protocols. An interaction is either the reception (?) or transmission (!) of a message from the perspective of the service being modelled. Our protocol meta-model defines message interactions using message shapes rather than message content. This allows protocol models to abstract away from message content details and focus on temporal concerns. Therefore, the protocol meta-model's interaction events are defined as direction/message shape pairs. Interaction events are annotated with *continuations*, defining what interactions, if any, are valid *after* the corresponding interaction event. Furthermore, the protocol meta-model enables non-determinism by incorporating *choice* between interaction events.

The protocol meta-model includes operations for standard (*product*) and subservient (*extension*) parallelism. In product compositions, interaction sequences of protocols are treated independently. In contrast, extension(s) of a given protocol are not fully independent and may be terminated by interaction events occurring in the parent protocol, denoted

$$\begin{aligned} \underline{Base} = & ?UnbindRq \triangleright \mathbf{0} + ?BindRq \triangleright !BindRes.\underline{Base} \\ & + ?SearchRq.\underline{Base} \sim \underline{Search} + ?ModRq.\underline{Base} \sim !ModRes.\mathbf{0} \\ & + ?AddRq.\underline{Base} \sim !AddRes.\mathbf{0} + ?DelRq.\underline{Base} \sim !DelRes.\mathbf{0} \\ \text{and} \\ \underline{Search} = & !SearchEntry.\underline{Search} + !SearchDone.\mathbf{0} \\ \text{in } & \underline{Base} \end{aligned}$$

Figure 3: LDAP Directory Service Protocol

as protocol *contraction*. These operations together enable concise specifications of subservient parallelism exhibited in service protocols such as LDAP. Protocol *specifications*, *declarations* and *variables* facilitate definition of more complex protocols [7].

Figure 3 illustrates the service protocol meta-model by modelling the LDAP directory server protocol. To enhance readability, all occurrences of protocol variables are underlined. We specify the base protocol functionality in \underline{Base} , the functionality of searching in \underline{Search} , and extend \underline{Base} with \underline{Search} whenever a new search request is received. In order to enable the non-blocking of an LDAP server, in the context of processing administrative and data modifying requests, the \underline{Base} protocol is extended with protocol specifications encoding the appropriate responses. Contractive interactions are used to terminate any pending operations when a BindRq or UnbindRq request is received.

3.1.3 Behaviour

The main responsibility of software services is processing requests. Clients send requests to services which, in turn, process them and return a response (or a sequence of responses) conveying the result. The purpose of the behaviour meta-model is to facilitate modelling of service behaviour.

Our model allows different ways of modelling service behaviour. The specific approach chosen depends on the level of *fidelity* required of an emulated service. Flexibility in the behaviour meta-model is crucial so that emulated services behave at the right level of accuracy required for the testing scenarios, subject to the resources and service data available. We achieve this by allowing modellers to define request handlers and bind these to the reception of specific message shapes through a dispatch dictionary.

The dispatch dictionary contains mappings between message shapes and request handlers. Upon receiving a request with a certain shape, the corresponding handler from the dispatch dictionary is invoked, passing through the request as well as the current state of the service data store. The handler returns a sequence of messages which embody the result of the request and (optionally) the updated state of the service data store. Service modellers can define generic request handlers that handle requests of many different shapes. By binding generic handlers to these different message shapes in the dispatch dictionary, generic handlers can be reused thereby reducing modelling effort.

The request handlers defined by service modellers need to satisfy the function signature specified by the `handle-rq` operation given in Definition 3. An emulated service, upon receiving a request, invokes the corresponding `handle-rq` operation, passing along the request message for processing, paired with the current state of the service data store. Usually, the request processing results in a (possibly empty) sequence of responses. If the operation fails, however, an error can be returned (omitted here for simplicity.)

DEFINITION 3 (REQUEST HANDLERS).

$$\text{handle-rq} : \mathcal{M} \times \mathcal{D} \rightarrow [\mathcal{M}] \times (\emptyset \cup \mathcal{D})$$

where \mathcal{D} denotes the set of service data stores.

3.1.4 Data Store

Software services, such as web, email, file, database, and LDAP directory servers, are all backed by data stores. The behaviour of each of these services depends on the contents of these stores and the way in which that content changes over time. The structure and type of values within these data stores depends on the service: Web servers providing static web pages hold structured text of various kinds, relational databases hold tables of values of different kinds, and LDAP directories organise their data into trees.

It is crucial, therefore, that the data store meta-model be flexible enough to express these various structures and types. This is required for service behaviour models to be able to accurately model the behaviour of real services. On the other hand, it is not always necessary to have the exact same data store representations of a modelled service as would be used in a real service. Simplifications can reduce modelling effort, allowing shortcuts in service behaviour models, trading fidelity for modelling effort. In order to keep data store models as flexible as possible and to support the range of testing scenarios mentioned, we leave their definition open and use \mathcal{D} to denote the set of data stores.

3.2 Emulation Environment

We have constructed, KALUTA, a service emulation environment, that is able to execute service models to present the appearance and behaviour of an enterprise software environment. KALUTA's architecture (given in Fig. 4) consists of three modules: (i) a network interface, handling communication with SUTs, (ii) an engine, executing service models, and (iii) a configuration module to configure the network interface and engine, respectively.

3.2.1 Network Interface

The network interface allows communication with SUTs in a manner which is *native* to those SUTs, that is, messages are encoded on-the-wire according to the formatting requirements of the real service being emulated. The network interface acts as a bidirectional translator between the native messages transmitted over the communication infrastructure and the internal format of emulated services.

There are two key components of the network interface: (i) *native services* which allow SUTs to establish native communication channels with the emulator, and (ii) *conduits* which associate network channels with engine channels as well as translating between the native message encodings required by the network (native) channels and the messages understood by the engine. Native services are bound to distinct IP address/port number pairs and listen for new connection requests. Upon receiving a connection request, the native service notifies the corresponding engine service, forwarding the relevant details. It also constructs a conduit to handle subsequent message exchanges. Conduits are responsible for the exchange and transmission of messages on native channels and engine channels. Upon receiving a native message from an SUT, a conduit *decodes* it into the message structure understood by the engine and places it on the corresponding engine channel for processing. Similarly, when a message

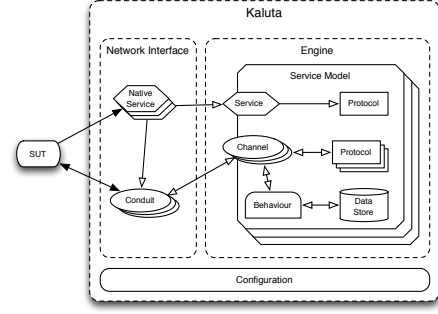


Figure 4: KALUTA Architecture

sequence response is received from an engine channel, the conduit *encodes* it in the native format and transmits it to the SUT via the corresponding native channel.

3.2.2 Engine

The role of the engine module is to concurrently execute multiple service models. We implemented the engine using the Haskell programming language. A service model has zero or more *channels* for communicating messages between emulated services and external systems. Each service and channel is associated with a corresponding *protocol*. Channel protocols are maintained over the course of an emulation by the engine to reflect valid message receptions and transmissions. The behaviour and data store elements of the engine's service models correspond to the behaviour and data store layers of the meta-model. These are used by the engine to process valid requests.

Fig. 5 presents the algorithm used in the engine to process message requests provided by the network interface. The decoded message is represented by a value sequence vs and message shape σ . The data store and dispatch dictionary of the service are denoted by d and dd , respectively. The channel's current protocol state is denoted by p , while the constraint $\exists(\sigma, h) \in dd$ ensures there is a handler in the dispatch dictionary to process messages of the request's shape.

The first step of request processing is to retrieve the dispatch handler, by invoking **lookup** on the dispatch dictionary and passing in the request's message shape (Step 1). The request handler h is then invoked, passing in the request (vs, σ) and the service's data store d , with the result stored in the pair (rs, d') where rs denotes the response sequence and d' the possibly updated state of the data store (Step 2). The message shapes of the response sequence are then used to retrieve the corresponding continuation in the protocol model by iteratively invoking **next** (Step 3). If the data store has been modified (i.e. $d' \neq \emptyset$), then the service data store is updated (Step 4). Finally, the response sequence rs is returned to the network interface for encoding and transmission (Step 5).

4. EVALUATION

KALUTA was evaluated with respect to three research questions: (RQ1) can KALUTA emulate 10,000 endpoints on a single physical host and how does scale affect resource consumption (CPU computation and memory usage)? (RQ2) how does KALUTA's resource consumption compare to one of the most common alternative approaches – VMs? (RQ3) what unique benefits can KALUTA bring to the testing enterprise software systems?

Require: $(vs, \sigma) \in \mathcal{M}, d \in \mathcal{D}, p \in \mathcal{P},$
 $dd \in \varsigma \times \text{handle-rq},$
 $\exists(\sigma, h) \in dd$

```

 $h \leftarrow \text{lookup}(\sigma, dd)$  ▷ Retrieve handler (1)
 $(rs, d') \leftarrow h((vs, \sigma), d)$  ▷ Invoke handler (2)
for all  $\sigma'$  such that  $(vs', \sigma') \in rs$  do
   $p \leftarrow \text{next}(!\sigma', p)$  ▷ Update protocol (3)
end for
if  $d' \neq \emptyset$  then
   $d \leftarrow d'$  ▷ Update the data store (4)
end if
return  $rs$  ▷ Return response sequence (5)

```

Figure 5: Request Processing

4.1 Scalability of Kaluta (RQ1)

4.1.1 RQ1 – Experimental Setup

A workload script was written to invoke a series of operations on LDAP directories, typical of the types of operations an identity management system performs in an enterprise environment. The sequence of operations were as follows: (i) open a network connection, (ii) bind to the LDAP directory, (iii) retrieve the whole directory through search, (iv) add a new user, (v) search a particular sub-tree of the directory, (vi) modify a user’s password, (vii) search for a specific entry of the directory (verifying the preceding password modification), (viii) delete a user, and finally (ix) unbind. The workload script was executed with 32 concurrent user threads. Within each user thread, requests were sent synchronously.

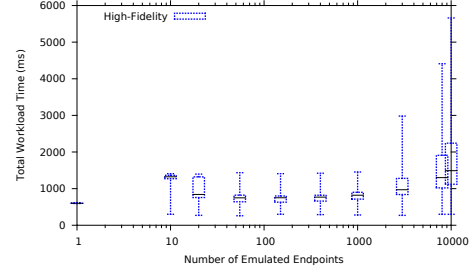
KALUTA was installed on a Dell PE2950 server, with dual quad-core Intel Xeon E5440 2.83GHz CPUs and 24GB of RAM. The workload script was executed on another machine which had a dual core Intel Pentium 4 CPU and 2GB of RAM. Both machines ran the Ubuntu 11.04 64-bit as their operating systems. The two machines were connected via a 1 Gigabit/s Ethernet connection.

Each directory server model was initialised with a data store containing 100 entries. The number of LDAP servers emulated was varied between 1 and 10,000. Each emulated endpoint was given a separate IP address using the Linux `ifconfig` utility. CA Application Performance Management (APM) version 9.1 monitored KALUTA’s CPU consumption, memory usage, and the time taken to process workloads. Each experimental configuration was run at least 6 times [2].

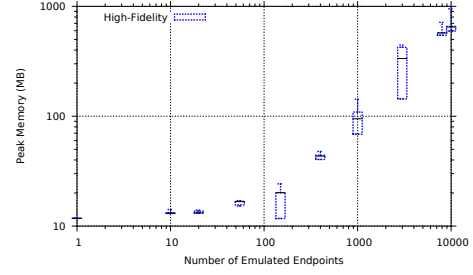
4.1.2 RQ1 – Results

KALUTA successfully emulated 10,000 LDAP servers on a single physical host. The elapsed time it took KALUTA to process a workload for increasing numbers of endpoints is shown in Fig. 6(a). For each emulated endpoint, about 125 LDAP messages were exchanged between the SUT and the endpoint. For 1,000 endpoints or less, the median workload processing time was 748 milliseconds. For over 2,000 endpoints, workload processing times increased and there was also greater variability in the workload processing times. The median workload processing time per endpoint for 10,000 emulated endpoints was about 50% slower compared to the median processing times for emulations of 1,000 endpoints or less. Despite the performance degradation, KALUTA’s response times, even for 10,000 endpoints, was fast enough to not be the bottleneck in the testing of IdentityManager (IM). Section 4.3 describes how KALUTA was able to gener-

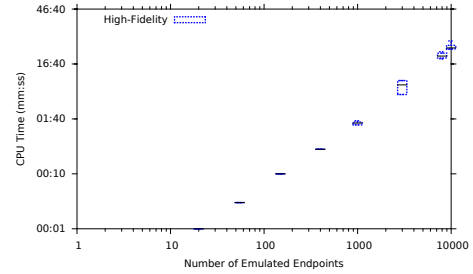
Figure 6: RQ1 Results



(a) Workload Processing Times



(b) KALUTA Peak Memory - Engine Module



(c) KALUTA Total CPU Usage

ate responses faster than IM was able to generate requests.

Figures 6(b) and 6(c) show the memory consumption and CPU usage of KALUTA, respectively. The peak memory consumption of KALUTA for 10,000 LDAP endpoints was about 650MB. KALUTA’s engine has a peak memory usage and total computation time that increased linearly with the number of emulated endpoints: processing the workloads for 10,000 endpoints consumed a total of 32 minutes of CPU time (spread across up to 8 cores of the host machine.)

4.2 Comparison to VMs (RQ2)

4.2.1 RQ2 – Experimental Setup

The VM experiments were conducted using the same workload script, hardware and environment as for RQ1. VMware Player version 4.0 was used as the hypervisor. A VM was created for each instance of an LDAP server endpoint. The VMs were run on the same host machine as KALUTA. For each VM we did a minimum install of Ubuntu 11.04 64-bit and installed OpenLDAP Server. Each VM was allocated 128MB of main memory (the minimum needed for the VM to boot) and was given a 10GB virtual hard disk, which occupied about 1.7GB of physical disk space.

The recommended upper limit of virtual CPUs per physical core is between 8 and 10 [9]. Since the host machine had 8 physical cores, in order to ensure a high performance from the VMs, we stayed within the recommended limit and ran

Table 1: Resource usage: VMs versus KALUTA.

	VMs	KALUTA
Peak memory usage	11,006 MB	162 MB
Total CPU consumption	826.69 ms	9.29 ms
Hard disk space	102 GB	65 KB

60 single virtual CPU VMs. The workload was then applied to the 60 OpenLDAP Server applications running on separate VMs. We used APM to monitor the resource usage of the VMs.

4.2.2 RQ2 – Results

The comparison of the resource consumption of 60 VM endpoints to that of 60 KALUTA emulated endpoints is given in Table 1. The resource usage of KALUTA is order of magnitudes less than that of the VM endpoints. With respect to peak memory usage, KALUTA uses about 66 times less. In terms of CPU consumption, KALUTA uses about 90 times less. Finally, with respect to the hard disk space consumed, 60 VMs occupied over 100GB whereas the disk space taken by the KALUTA models and configuration files was negligible.

4.3 Scalability Testing of IM (RQ3)

4.3.1 RQ3 – Experimental Setup

We used KALUTA to evaluate the scalability of IdentityManager (cf. Section 2). The first requirement for KALUTA is that its models are accurate enough to ‘fool’ IM that it is interacting with real endpoints, indicating that its responses need to be consistent with the those IM expects from real endpoints. To validate this, we used IM’s user interface to acquire a KALUTA emulated LDAP endpoint, explore it, add and modify some users. IM was able to perform these operations without errors, indicating that the emulated endpoints behaviour was consistent with IM’s expectations.

We then created an experiment to measure IM’s scalability when managing up to 10,000 endpoints. The CA *IAM Connector Server* (CS) is the component of IM which communicates with the endpoints and, therefore, requires the greatest scalability. We installed a development version of the CS on a separate machine to KALUTA. The CS machine had a quad-core Intel Xeon X5355 CPU, 12GB of RAM, and ran Windows Server 2008 R2 64-bit as operating system. The only change made to the CS configuration from the installation defaults was to increase the maximum heap size to 5GB. The CS machine and the KALUTA machine were connected via a 1 Gigabit/s Ethernet connection. KALUTA was configured to emulate 10,000 LDAP endpoints.

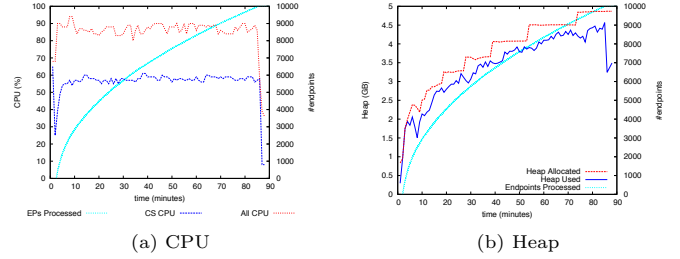
A JMeter script was written to automate the CS to invoke the same set of identity management operations on each endpoint as described in Section 4.1.1. The script was run with different numbers of concurrent user threads, varied between 1 and 100. For each number of threads, the experiment was run six times (and the results averaged). APM was again used to monitor the memory and CPU usage.

4.3.2 RQ3 – Results

The test ran successfully and demonstrated that a single instance of the CS could manage in excess of 10,000 endpoints, a scale previous unachieved by the IM developers during testing. The average completion times for varying numbers of JMeter user threads is given in Table 2. The single threaded experiment took 4.5 hours to complete. Us-

Table 2: Execution times for 10,000 endpoints.

JMeter Threads	1	2	5	10	20	100
Total Time (min)	272.8	141.3	95.8	85.6	81.9	82.3

Figure 7: Connector Server Resource Consumption

ing 20 user threads reduced the execution time to about 82 minutes. Adding more than 20 user threads did not further reduce the execution time of the experiment. These were acceptable completion times for acquiring and updating 10,000 endpoints, especially considering the hardware configuration that was used for running the experiments.

Figures 7(a) and 7(b) show the CPU utilisation and heap usage, respectively, of the CS throughout the course of a sample run with 20 user threads. The CS used 50-60% CPU over the course of the experiment. When all processes were included, total CPU usage sometimes reached up to 90%. The heap size of the CS steadily grew as more endpoints came under management. When the full 10,000 endpoints were acquired, the heap utilisation was about 4.5GB.

KALUTA was able to handle all incoming requests generated by the CS, and its memory and CPU usage were consistent with the results reported in Section 4.1.2. For each run of the experiment, app. 270,000 LDAP messages were exchanged. KALUTA’s conformance checker confirmed that the CS sent no messages outside of the allowable protocol sequence.

We also ran some experiments to test how the CS handles protocol non-conformance from the endpoints. For example, we ran tests where KALUTA randomly delayed its responses by up to 30 seconds, or did not respond at all. The CS handled both the delayed responses and non-responses correctly.

4.4 Unique Insights using Kaluta

KALUTA gave multiple insights into the characteristics of the IdentityManager system, and we were able to confirm that IM scales to manage at least 10,000 endpoints using only a single instance of the Connector Server (CS).

KALUTA allowed us to observe the resource consumption of the CS component of IM while operating at large scale. This profiling information was passed on to the software developers, giving them information which could not be easily obtained through other forms of testing. The memory consumption at large scales was higher than expected, and further investigations revealed issues with connection caching and logging, respectively. The software developers used this information to improve the design of the CS, increasing performance by a factor of 100, and reducing memory consumption by 80% for the 10,000 endpoint scale. Only by running tests at large scales could these issues be found and resolved. We were further able to demonstrate protocol conformance of CS as none of the messages exchanged violated the expectations of the underlying protocol.

By collecting information about resource consumption and performance at large scales, we were able to provide guidelines to IT implementers with respect to the system resources which will be required for a deployment of a given size. Finally, our testing revealed that for large-scale deployments, the operating environment itself needs to be validated as well. For example, when we deployed our workload generation script on Ubuntu Linux, the size of the ARP (Address Resolution Protocol) cache table needed to be increased, in order to achieve a timely completion of the test. This was due to connecting to a greater number of different IP addresses than a default Linux configuration allows.

5. RELATED WORK

There is work describing conceptual [4, 8] and formal [3] service models. Colombo *et al.* [4] model services in terms of the core agents, actors and their relationships to one another. Our context, expressed using the terminology of their model, consists of two primary agents, the SUT and the testbed, playing the roles service consumer and service provider, respectively. KALUTA provides concrete simple services to the SUT which are lower fidelity than real services but suitable for many testing scenarios. Quartel *et al.* [8] present COSMO, a conceptual service modelling framework supporting refinement. Our service model can be interpreted as focusing on a subset of the service aspects and abstraction level presented in COSMO. Namely a service model which focuses on the behavioural and information aspects of services at the choreography level of abstraction.

The role of KALUTA is similar to that of PUPPET [1] that uses a model-based approach to generate stubs for Web Services. The functional behaviour of emulated Web Services are defined as Symbolic Transition Systems (STSs), or by UML 2.0 state machines which are translated into STSs for execution. The STS models on which functional behaviour is based encompasses the temporal, logic, and state aspects of service behaviour within a single model. Our service meta-model segregates these three aspects into separate layers: the protocol, behaviour and data store layers, respectively. This allows the possibility of different models to capture these properties to be mixed in at a later stage if beneficial. A protocol model based on Petri-nets or linear time logic may, for instance, be incorporated into later KALUTA versions. Another difference between PUPPET and our own work is our focus on scalability. Although PUPPET incorporates qualities through service level agreements into the testbed, it does not set out to represent environments containing thousands of concurrent services.

6. CONCLUSIONS AND FUTURE WORK

The scale of some large distributed environments makes it quite difficult to construct testbeds representative of production conditions. Service emulation is an approach we propose to constructing large scale testbeds. We have presented (i) a layered service meta-modelling framework facilitating service modelling up to a flexible level of fidelity, accommodating the needs of different testing scenarios; (ii) KALUTA, an emulation environment supporting scalable service model execution and interaction with external SUTs; and (iii) an empirical evaluation investigating the scalability and resource consumption of KALUTA, comparing it with VM approaches, and investigating its effectiveness in indus-

try testing scenarios. We find that KALUTA is substantially more scalable than VM approaches, capable of emulating 10,000 LDAP directory servers using a single physical host. Furthermore, KALUTA was used to gain unique insights into the run-time properties of a real enterprise software system, CA IdentityManager, when operating at large scales. This insight allowed the design of IM to be improved, boosting its performance in large scale conditions by a factor of 100.

Future work includes automating aspects of service model synthesis to reduce human modelling effort. We will also investigate how to explicitly specify time delays in endpoint models to better cater for services with significant computational complexity. Finally, we plan to connect a network emulator to KALUTA to investigate effects of various network settings and topologies on SUTs, respectively.

Acknowledgments

We would like to thank the Australian Research Council for their support of this work under grant LP100100622.

7. REFERENCES

- [1] A. Bertolino, G. De Angelis, L. Frantzen, and A. Polini. Model-Based Generation of Testbeds for Web Services. In K. Suzuki, T. Higashino, A. Ulrich, and T. Hasegawa, editors, *Testing of Software and Communicating Systems*, LNCS 5047, pages 266–282. Springer, 2008.
- [2] J. F. Box. Guinness, Gosset, Fisher, and Small Samples. *Statistical Science*, 2(1):45–52, 1987.
- [3] M. Broy, I. H. Krüger, and M. Meisinger. A Formal Model of Services. *ACM Transactions on Software Engineering Methodology*, 16(1), Feb. 2007.
- [4] M. Colombo, E. Di Nitto, M. Di Penta, D. Distanto, and M. Zuccalà. Speaking a common language: A conceptual model for describing service-oriented systems. In B. Benatallah, F. Casati, and P. Traverso, editors, *Service-Oriented Computing - ICSOC 2005*, LNCS 3826, pages 48–60. Springer, 2005.
- [5] S. Freeman, T. Mackinnon, N. Pryce, and J. Walnes. Mock Roles, not Objects. In *Companion to the 19th Annual ACM SIGPLAN Conference on Object-Oriented Programming Systems, Languages, and Applications*, pages 236–246, New York, NY, USA, 2004. ACM.
- [6] C. Hine, J.-G. Schneider, J. Han, and S. Versteeg. Scalable Emulation of Enterprise Systems. In *Proceedings of Australian Software Engineering Conference*, pages 142–152, Apr. 2009.
- [7] C. Hine, J.-G. Schneider, J. Han, and S. Versteeg. Modelling Enterprise System Protocols and Trace Conformance. In *Proceedings of Australian Software Engineering Conference*, pages 35–44, Apr. 2010.
- [8] D. Quartel, M. Steen, S. Pokraev, and M. van Sinderen. Cosmo: A conceptual framework for service modelling and refinement. *Information Systems Frontiers*, 9:225–244, 2007.
- [9] J. Sanchez. Squeezing Virtual Machines out [of] CPU Cores. <http://www.vminstall.com/virtual-machines-per-core/>. last accessed: 29.02.2016.