

On the Design of Globally Exponentially Stable Hybrid Attitude and Gyro-bias Observers

Soulaimane Berkane, Abdelkader Abdessameud and Abdelhamid Tayebi

Abstract—This paper presents hybrid attitude and gyro-bias observers designed directly on the Special Orthogonal group $SO(3)$. The proposed hybrid observers, enjoying global exponential stability, rely on a hysteresis-based switching between different configurations derived from a set of potential functions on $SO(3)$. Different sets of potential functions have been designed via an appropriate angular warping transformation applied to some smooth and non-smooth potential functions on $SO(3)$. We show that the proposed hybrid observers can be expressed solely in terms of inertial vector measurements and biased angular velocity readings. Simulation results are given to illustrate the effectiveness of the proposed attitude estimation approach.

I. INTRODUCTION

The attitude estimation problem has generated a great deal of research work in the literature. The problem consists in recovering the attitude of a rigid body using available measurements in the body frame. The early attitude estimators were of a static type, designed to reconstruct the attitude from a set of vector measurements (see, for instance, [1], [2]). These static attitude reconstruction techniques are hampered by their inability in handling measurement noise. To overcome this problem, researchers looked for dynamic estimators (relying on the angular velocity and inertial vector measurements) having the ability to recover the attitude while filtering measurement noise. Among these dynamic estimators, Kalman filters played a central role in aerospace applications (see, for instance, [3], [4]).

Recently, a new class of dynamic nonlinear attitude estimators (observers) has emerged [5], and proved its ability in handling large rotational motions and measurement noise. This approach, coined nonlinear complementary filtering, was inspired from the linear attitude complementary filters, *e.g.*, [6], used to recover (locally) the attitude using gyro and inertial vector measurements. The smooth nonlinear complementary filters, such as those proposed in [5], are directly designed on $SO(3)$ and are proved to guarantee *almost* global asymptotic stability (AGAS), which is as strong as the motion space topology could permit [7]. These smooth nonlinear observers ensure the convergence of the estimated attitude to the actual one from almost all initial conditions except from a set of critical points (equilibria) of zero Lebesgue measure. It has been noted in [8] that starting from a configuration close to the undesired critical

points results in a slow convergence to the actual attitude. A nonlinear attitude estimator, with local stability results and improved convergence properties, has been proposed in [9]. In [10]–[13], the topological obstruction to global asymptotic stability on compact manifolds such as $SO(3)$ has been successfully addressed via *synergistic* hybrid techniques. Following this approach, a non-central hybrid attitude observer on $SO(3)$ has been proposed in [14] leading to global asymptotic stability. Attitude estimators (evolving outside $SO(3)$) with global asymptotic and exponential stability properties have also been proposed in [15] and [16], respectively. Recently, in [17], we have proposed an approach for the design of global exponential hybrid attitude control systems on $SO(3)$, which led naturally to the design of an attitude estimation algorithm (without gyro-bias compensation).

In the present work, we develop a comprehensive approach for the design of central¹ hybrid attitude and gyro-bias observers on $SO(3)$, using biased angular velocity and inertial vector measurements, leading to global exponential stability results. First, we propose a general structure of a hybrid attitude and gyro-bias observer evolving on $SO(3)$, where the observer input depends on the gradient of some potential function on $SO(3)$ indexed by a hybrid discrete jump. We show that global exponential stability is guaranteed provided that the family of potential functions under consideration satisfies some properties. Thereafter, we propose four different methods in designing the central family of synergistic potential functions on $SO(3)$, via angular warping, enjoying the properties required for global exponential stability achievement. The proposed hybrid estimation schemes are explicitly expressed in terms of body-frame vector measurements. A preliminary and partial version of this work has been published in [18]. The present paper overcomes the limitations and generalizes the approach of [17], [18], and proposes different other possible designs.

II. BACKGROUND

A. Notations and Preliminaries

Throughout the paper, we use \mathbb{R} , \mathbb{R}^+ and \mathbb{N} to denote, respectively, the sets of real, nonnegative real and natural numbers. We denote by \mathbb{R}^n the n -dimensional Euclidean space and by S^n the unit n -sphere embedded in \mathbb{R}^{n+1} . We use

¹The term central here refers to the use of a central family of potential functions on $SO(3)$, where all the potential functions in the family share the desired equilibrium point as a critical point. Note that in contrast with the non-central approach, each individual observer configuration derived from each potential function in the central family, guarantees (independently) almost global asymptotic stability results.

This work was supported by the National Sciences and Engineering Research Council of Canada (NSERC).

The authors are with the Department of Electrical and Computer Engineering, University of Western Ontario, London, Ontario, Canada. A. Tayebi is also with the Department of Electrical Engineering, Lakehead University, Thunder Bay, Ontario, Canada. sberkane@uwo.ca, aabdess@uwo.ca, atayebi@lakeheadu.ca

$\|x\|$ to denote the Euclidean norm of a vector $x \in \mathbb{R}^n$. For matrices $A, B \in \mathbb{R}^{m \times n}$, the inner product is defined as $\langle\langle A, B \rangle\rangle = \text{tr}(A^\top B)$, and the Frobenius norm of A is $\|A\|_F = \sqrt{\langle\langle A, A \rangle\rangle}$. We use λ_{\min}^A and λ_{\max}^A to denote, respectively, the minimum and maximum eigenvalues of a symmetric matrix A .

Let the map $[\cdot]_\times : \mathbb{R}^3 \rightarrow \mathfrak{so}(3)$ be defined such that $[x]_\times y = x \times y$, for any $x, y \in \mathbb{R}^3$, where \times is the vector cross-product on \mathbb{R}^3 and $\mathfrak{so}(3) := \{\Omega \in \mathbb{R}^{3 \times 3} \mid \Omega^\top = -\Omega\}$, is the vector space of 3-by-3 skew-symmetric matrices. Let $[\cdot]_\otimes : \mathfrak{so}(3) \rightarrow \mathbb{R}^3$ denote the inverse isomorphism of the map $[\cdot]_\times$, such that $[[\omega]_\times]_\otimes = \omega$, for all $\omega \in \mathbb{R}^3$ and $[[\Omega]_\otimes]_\times = \Omega$, for all $\Omega \in \mathfrak{so}(3)$. Defining $\mathbb{P}_a : \mathbb{R}^{3 \times 3} \rightarrow \mathfrak{so}(3)$ as the projection map on the vector space $\mathfrak{so}(3)$ such that $\mathbb{P}_a(A) := (A - A^\top)/2$, one can extend the definition of $[\cdot]_\otimes$ to $\mathbb{R}^{3 \times 3}$ by taking the composition map ψ defined for any matrix $A = \{a_{ij}\} \in \mathbb{R}^{3 \times 3}$ as

$$\psi(A) := [\mathbb{P}_a(A)]_\otimes = \frac{1}{2} \begin{bmatrix} a_{32} - a_{23} \\ a_{13} - a_{31} \\ a_{21} - a_{12} \end{bmatrix}. \quad (1)$$

Accordingly, one has

$$\langle\langle A, [u]_\times \rangle\rangle = 2\psi(A)^\top u, \quad (2)$$

for all $A \in \mathbb{R}^{3 \times 3}$ and $u \in \mathbb{R}^3$.

B. Attitude Representation and Useful Relations

The rigid body attitude evolves on the special orthogonal group $SO(3) := \{R \in \mathbb{R}^{3 \times 3} \mid \det(R) = 1, RR^\top = I\}$, where I is the three-dimensional identity matrix and $R \in SO(3)$ is called a *rotation matrix*. The group $SO(3)$ has a compact manifold structure with its *tangent spaces* being identified by $T_R SO(3) := \{R\Omega \mid \Omega \in \mathfrak{so}(3)\}$. The inner product on $\mathbb{R}^{3 \times 3}$, when restricted to the Lie algebra of $SO(3)$, defines the following *left-invariant* Riemannian metric on $SO(3)$

$$\langle\langle R\Omega_1, R\Omega_2 \rangle\rangle_R := \langle\langle \Omega_1, \Omega_2 \rangle\rangle, \quad (3)$$

for all $R \in SO(3)$ and $\Omega_1, \Omega_2 \in \mathfrak{so}(3)$.

A unit quaternion² $(\eta, \epsilon) \in \mathbb{Q}$, consists of a scalar part η and three-dimensional vector ϵ , such that $\mathbb{Q} := \{(\eta, \epsilon) \in \mathbb{R}^4 \mid \eta^2 + \epsilon^\top \epsilon = 1\}$. A unit quaternion represents a rotation matrix through the map $\mathcal{R}_Q : \mathbb{Q} \rightarrow SO(3)$ defined as

$$\mathcal{R}_Q(\eta, \epsilon) = I + 2[\epsilon]_\times^2 + 2\eta[\epsilon]_\times. \quad (4)$$

The set \mathbb{Q} forms a group with the quaternion product, denoted by \odot , being the group operation and quaternion inverse defined by $(\eta, \epsilon)^{-1} = (\eta, -\epsilon)$ as well as the identity-quaternion $(1, 0_{3 \times 1})$, where $0_{3 \times 1} \in \mathbb{R}^3$ is a column vector of zeros. Given $(\eta_1, \epsilon_1), (\eta_2, \epsilon_2) \in \mathbb{Q}$, the quaternion product is defined by $(\eta_1, \epsilon_1) \odot (\eta_2, \epsilon_2) = (\eta_3, \epsilon_3)$ such that

$$\eta_3 = \eta_1\eta_2 - \epsilon_1^\top \epsilon_2, \quad \epsilon_3 = \eta_1\epsilon_2 + \eta_2\epsilon_1 + [\epsilon_1]_\times \epsilon_2, \quad (5)$$

and

$$\mathcal{R}_Q(\eta_1, \epsilon_1)\mathcal{R}_Q(\eta_2, \epsilon_2) = \mathcal{R}_Q(\eta_3, \epsilon_3). \quad (6)$$

²The reader is referred to [19] for more details on the unit quaternion representation.

For any attitude matrix $R \in SO(3)$, we define $|R|_I \in [0, 1]$ as the normalized Euclidean distance on $SO(3)$ which is given by

$$|R|_I^2 := \frac{1}{8}\|I - R\|_F^2 = \frac{1}{4}\text{tr}(I - R). \quad (7)$$

The following results (proved in the Appendix section) will be useful in our subsequent analysis.

Lemma 1. Let $A = A^\top \in \mathbb{R}^{3 \times 3}$, $\bar{A} = \text{tr}(A)I - A$. The following relations hold for all $R \in SO(3)$ satisfying $\dot{R} = R[\omega]_\times$, with $\omega \in \mathbb{R}^3$,

$$\text{tr}(A(I - R)) = 2\epsilon^\top \bar{A}\epsilon, \quad (8)$$

$$\|\psi(AR)\|^2 = \epsilon^\top \bar{A}^2 \epsilon (1 - \|\epsilon\|^2 \cos^2(\phi)), \quad (9)$$

$$\frac{d}{dt}\psi(R) = E_0(R)\omega, \quad (10)$$

$$v^\top [I - E_0(R)]v \leq 2|R|_I^2 \|v\|^2, \quad v \in \mathbb{R}^3, \quad (11)$$

$$\|E_0(R)\|_F \leq \sqrt{3}, \quad (12)$$

where $E_0(R) := \frac{1}{2}[\text{tr}(R)I - R^\top]$, and the scalar $\phi \in \mathbb{R}$ is given by $\phi := \angle(\epsilon, \bar{A}\epsilon)$ with $\epsilon \in \mathbb{R}^3$ being the vector part of the unit quaternion corresponding to the rotation matrix R .

Lemma 2. Let $A = \sum_{i=1}^{n_A} \rho_i v_i v_i^\top$ with $n_A \geq 1$, $\rho_i > 0$ and $v_i \in \mathbb{R}^3$, $i = 1, \dots, n_A$. Then, the following hold:

$$\text{tr}(A(I - RP^\top)) = \frac{1}{2} \sum_{i=1}^{n_A} \rho_i \|R^\top v_i - P^\top v_i\|^2, \quad (13)$$

$$\psi(ARP^\top) = \frac{1}{2}P \sum_{i=1}^{n_A} \rho_i (R^\top v_i \times P^\top v_i), \quad (14)$$

for any matrices $R, P \in SO(3)$.

C. Hybrid Systems Framework

In this work, we make use of the framework of hybrid dynamical systems presented in [20], [21]. A class of hybrid systems can be described as follows:

$$\begin{aligned} \dot{x} &= F(x, q), & (x, q) &\in \mathcal{F}, \\ q^+ &\in J(x, q), & (x, q) &\in \mathcal{J}, \end{aligned} \quad (15)$$

where the *flow map*, $F : \mathcal{M} \times \mathcal{Q} \rightarrow \mathbb{T}\mathcal{M}$ governs the continuous flow of x on the manifold \mathcal{M} , the *flow set* $\mathcal{F} \subset \mathcal{M} \times \mathcal{Q}$ dictates where the continuous flow could occur, and $\mathcal{Q} \subset \mathbb{N}$ is a finite index set. The *jump map*, $J : \mathcal{M} \times \mathcal{Q} \rightarrow \mathcal{Q}$, governs discrete jumps of the state q , and the *jump set* $\mathcal{J} \subset \mathcal{M} \times \mathcal{Q}$ defines where the discrete jumps are permitted. It should be understood from the form of the hybrid system (15) that $\dot{q} = 0$ during the flows of \mathcal{F} and $x^+ = x$ during the jumps of \mathcal{J} . A subset $E \subset \mathbb{R}^+ \times \mathbb{N}$ is a *hybrid time domain*, if it is a union of finitely or infinitely many intervals of the form $[t_j, t_{j+1}] \times \{j\}$ where $(0 =) t_0 \leq t_1 \leq t_2 \leq \dots$, with the last interval being possibly of the form $[t_j, t_{j+1}] \times \{j\}$ or $[t_j, \infty) \times \{j\}$. The ordering of points on each hybrid time domain is such that $(t, j) \preceq (t', j')$ if $t \leq t'$ and $j \leq j'$. A solution to the hybrid system (15) is a *hybrid arc* $h : \text{dom } h \rightarrow \mathcal{M} \times \mathcal{Q}$, where $\text{dom } h$ is a hybrid time domain and, for each fixed j , $t \mapsto h(t, j)$ is a locally absolutely continuous function on the interval $I_j = \{t : (t, j) \in \text{dom } h\}$. We need the following definition of global exponential stability inspired from [22].

Definition 1. Consider the hybrid system (15). Consider a map $e : \mathcal{M} \rightarrow \mathbb{R}^n$ such that $e(x) = 0$ implies that $(x, q) \in \mathcal{F}$, for any $q \in \mathcal{M}$, and $F(x, q) = 0$ for all $(x, q) \in \mathcal{F}$. An equilibrium point characterized by $e(x) = 0$ is said to be globally exponentially stable if there exist strictly positive real numbers λ and K_e such that

$$\|e(x(t, j))\| \leq K_e e^{-\lambda(t-t_0+j)} \|e(x(t_0, 0))\|, \quad (16)$$

for all $(t, j) \in \text{dom}(x, q)$.

D. Potential Functions on $SO(3) \times \mathcal{Q}$

Given a finite index set $\mathcal{Q} \subset \mathbb{N}$, let $\mathcal{C}^0(SO(3) \times \mathcal{Q}, \mathbb{R}^+)$ denote the set of positive-valued functions $\Phi : SO(3) \times \mathcal{Q} \rightarrow \mathbb{R}^+$ such that for each $q \in \mathcal{Q}$, the map $R \mapsto \Phi(R, q)$ is continuous. If, for each $q \in \mathcal{Q}$, the map $R \mapsto \Phi(R, q)$ is differentiable on the set $D_q \subseteq SO(3)$ then the function $\Phi(R, q)$ is continuously differentiable on $\mathcal{D} \subseteq SO(3) \times \mathcal{Q}$, where $\mathcal{D} = \cup_{q \in \mathcal{Q}} D_q \times \{q\}$, in which case we denote $\Phi \in \mathcal{C}^1(\mathcal{D}, \mathbb{R}^+)$. Additionally, for all $(R, q) \in \mathcal{D}$, let $\nabla \Phi(R, q) \in T_R SO(3)$ denote the gradient of Φ , with respect to R , relative to the Riemannian metric (3).

A function $\Phi \in \mathcal{C}^0(SO(3) \times \mathcal{Q}, \mathbb{R}^+)$ is said to be a *potential function* on $\mathcal{D} \subseteq SO(3) \times \mathcal{Q}$ with respect to the set $\mathcal{A} \subseteq \mathcal{D}$ if:

- $\Phi(R, q) > 0$ for all $(R, q) \notin \mathcal{A}$,
- $\Phi(R, q) = 0$, for all $(R, q) \in \mathcal{A}$,
- $\Phi \in \mathcal{C}^1(\mathcal{D}, \mathbb{R}^+)$.

The set of all potential functions on \mathcal{D} with respect to \mathcal{A} is denoted as $\mathcal{P}_{\mathcal{D}}(\mathcal{A})$, where a function $\Phi(R, q) \in \mathcal{P}_{\mathcal{D}}(\mathcal{A})$ can be seen as a family of potential functions on $SO(3)$ indexed by the variable q .

III. PROBLEM STATEMENT

Let $R \in SO(3)$ denote a rotation matrix from the body-fixed frame \mathcal{B} to the inertial frame \mathcal{I} . The rotation matrix R evolves according to the kinematics equation

$$\dot{R} = R[\omega]_{\times}, \quad (17)$$

where $\omega \in \mathbb{R}^3$ is the angular velocity of the body-fixed frame \mathcal{B} with respect to the inertial frame \mathcal{I} expressed in the body-fixed frame \mathcal{B} . We suppose that a set of $n \geq 2$ vectors, denoted by b_i , can be measured in the body-fixed frame and are associated to a set of n known inertial vectors, denoted by a_i , such that

$$b_i = R^T a_i. \quad (18)$$

The vectors b_i can be obtained, for example, from an inertial measurement unit (IMU) that typically includes an accelerometer and a magnetometer measuring, respectively, the gravitational field and Earth's magnetic field expressed in the body-fixed frame. Also, we suppose that the measured angular velocity, denoted by ω_y , can be subject to a constant or slowly varying bias $b_\omega \in \mathbb{R}^3$ such that

$$\omega_y = \omega + b_\omega. \quad (19)$$

Our objective consists in designing an attitude and gyro-bias estimation algorithm, using the above described available measurements, leading to global exponential stability results.

IV. MAIN RESULTS

First, we propose a general design of a hybrid attitude and gyro-bias observer depending on an indexed potential function on $SO(3) \times \mathcal{Q}$ such that \mathcal{Q} is a finite index set. In particular, we show that a suitable choice of the potential function (satisfying some conditions) leads to global exponential stability (in the sense of Definition 1). Next, we propose different methods for the design of such potential functions satisfying our derived conditions. Then, depending on the choice of the potential function, and the assumptions on the available measurements described in section III, we propose four different hybrid observers achieving our objective.

A. Hybrid Attitude and Gyro-bias Observer Design

Let $\mathcal{Q} \subset \mathbb{N}$ be a finite index set and let \hat{R} and \hat{b}_ω denote, respectively, the estimate of the rigid body rotation matrix R and the estimate of the constant bias vector b_ω . Define the attitude estimation error $\tilde{R} = R\hat{R}^T$ and the set

$$\mathcal{A} = \{(\tilde{R}, q) \in SO(3) \times \mathcal{Q} \mid \tilde{R} = I\}. \quad (20)$$

We propose the following attitude and gyro-bias estimation scheme

$$\dot{\hat{R}} = \hat{R} \left[\omega_y - \hat{b}_\omega + \gamma_P \beta(\Phi(\tilde{R}, q)) \right]_{\times}, \quad (21)$$

$$\dot{\hat{b}}_\omega = -\gamma_I \beta(\Phi(\tilde{R}, q)), \quad (22)$$

$$\beta(\Phi(\tilde{R}, q)) = \hat{R}^T \left[\tilde{R}^T \nabla \Phi(\tilde{R}, q) \right]_{\otimes}, \quad (23)$$

where $\hat{R}(0) \in SO(3)$, $\hat{b}_\omega(0) \in \mathbb{R}^3$, γ_P and γ_I are strictly positive scalars, and $\Phi \in \mathcal{P}_{\mathcal{D}}(\mathcal{A})$ for some $\mathcal{D} \subseteq SO(3) \times \mathcal{Q}$. The discrete jump variable q is generated by the following hybrid mechanism

$$\begin{cases} \dot{q} = 0, & (\tilde{R}, q) \in \mathcal{F}, \\ q^+ \in \underset{p \in \mathcal{Q}}{\text{argmin}} \Phi(\tilde{R}, p), & (\tilde{R}, q) \in \mathcal{J}, \end{cases} \quad (24)$$

where the flow set \mathcal{F} and jump set \mathcal{J} are defined by

$$\mathcal{F} = \{(\tilde{R}, q) : \Phi(\tilde{R}, q) - \min_{p \in \mathcal{Q}} \Phi(\tilde{R}, p) \leq \delta\}, \quad (25)$$

$$\mathcal{J} = \{(\tilde{R}, q) : \Phi(\tilde{R}, q) - \min_{p \in \mathcal{Q}} \Phi(\tilde{R}, p) \geq \delta\}, \quad (26)$$

for some $\delta > 0$. A necessary condition to implement this hybrid estimation scheme is that $\mathcal{F} \subseteq \mathcal{D}$.

Theorem 1. Consider the attitude kinematics (17) coupled with the observer (21)-(26). Assume that the potential function $\Phi \in \mathcal{P}_{\mathcal{D}}(\mathcal{A})$, for some $\mathcal{D} \subseteq SO(3) \times \mathcal{Q}$ and \mathcal{A} defined in (20), and the hysteresis gap $\delta > 0$ are chosen such that $\mathcal{F} \subseteq \mathcal{D}$ and

$$\alpha_1 |\tilde{R}|_I^2 \leq \Phi(\tilde{R}, q) \leq \alpha_2 |\tilde{R}|_I^2, \quad \forall (\tilde{R}, q) \in SO(3) \times \mathcal{Q}, \quad (27)$$

$$\alpha_3 |\tilde{R}|_I^2 \leq \|\nabla \Phi(\tilde{R}, q)\|_F^2 \leq \alpha_4 |\tilde{R}|_I^2, \quad \forall (\tilde{R}, q) \in \mathcal{F}, \quad (28)$$

where $\alpha_i > 0, i = 1, \dots, 4$ are strictly positive scalars. Assume, in addition, that the angular velocity $\omega(t)$ is uniformly bounded. Then, the number of discrete jumps is finite and the equilibrium point $e = 0$, with $e := (|\tilde{R}|_I, \|\hat{b}_\omega - b_\omega\|)^T$, is uniformly globally exponentially stable.

Proof: Consider the attitude estimation error $\tilde{R} = R\hat{R}^\top$ and let $\tilde{b}_\omega = \hat{b}_\omega - b_\omega$. In view of (17), (19) and (21)-(22), one obtains

$$\begin{aligned}\dot{\tilde{R}} &= \dot{R}\hat{R}^\top - R\hat{R}^\top \dot{\hat{R}}\hat{R}^\top \\ &= R[\omega]_\times \hat{R}^\top - R[\omega^y - \hat{b}_\omega + \gamma_P \beta(\Phi(\tilde{R}, q))]_\times \hat{R}^\top \\ &= \tilde{R} \left[\hat{R}(\tilde{b}_\omega - \gamma_P \beta(\Phi(\tilde{R}, q))) \right]_\times,\end{aligned}$$

where the fact that $[u]_\times P^\top = P^\top [Pu]_\times$, for all $u \in \mathbb{R}^3$ and $P \in SO(3)$, has been used to obtain the last equality. The closed loop dynamics during the flows of $\mathcal{F} \times \mathbb{R}^3$ are given then by

$$\dot{\tilde{R}} = \tilde{R} \left[\hat{R}(\tilde{b}_\omega - \gamma_P \beta(\Phi(\tilde{R}, q))) \right]_\times, \quad (29)$$

$$\dot{q} = 0, \quad (30)$$

$$\dot{\tilde{b}}_\omega = -\gamma_I \beta(\Phi(\tilde{R}, q)), \quad (31)$$

First, we show that \tilde{b}_ω is bounded. To this end, we consider the following real-valued function on $SO(3) \times \mathcal{Q} \times \mathbb{R}^3$

$$\mathfrak{L}_0(\tilde{R}, q, \tilde{b}_\omega) = \Phi(\tilde{R}, q) + \frac{1}{\gamma_I} \|\tilde{b}_\omega\|^2, \quad (32)$$

which is positive definite with respect to

$$\bar{\mathcal{A}} := \{(\tilde{R}, q, \tilde{b}_\omega) \in SO(3) \times \mathcal{Q} \times \mathbb{R}^3 \mid \tilde{R} = I, \tilde{b}_\omega = 0\}.$$

This can be verified using the fact that $\Phi \in \mathcal{P}_D(\mathcal{A})$ with \mathcal{A} given in (20).

Now making use of (2), the time derivative of \mathfrak{L}_0 , along the trajectories of (29)-(31), can be shown to satisfy

$$\begin{aligned}\dot{\mathfrak{L}}_0(\tilde{R}, q, \tilde{b}_\omega) &= \langle \nabla \Phi(\tilde{R}, q), \tilde{R} \left[\hat{R}(\tilde{b}_\omega - \gamma_P \beta(\Phi(\tilde{R}, q))) \right]_\times \rangle \\ &\quad + \frac{2}{\gamma_I} \tilde{b}_\omega^\top (-\gamma_I \beta(\Phi(\tilde{R}, q))) \\ &= -\gamma_P \langle \nabla \Phi(\tilde{R}, q), \tilde{R} \left[\hat{R} \beta(\Phi(\tilde{R}, q)) \right]_\times \rangle \\ &\quad + 2 \left[\tilde{R}^\top \nabla \Phi(\tilde{R}, q) \right]_\otimes^\top \hat{R} \tilde{b}_\omega - 2 \tilde{b}_\omega^\top \beta(\Phi(\tilde{R}, q)) \\ &= -\gamma_P \|\nabla \Phi(\tilde{R}, q)\|_F^2 \leq 0,\end{aligned} \quad (33)$$

for all $(\tilde{R}, q, \tilde{b}_\omega) \in \mathcal{F} \times \mathbb{R}^3$, where (23) has been used to obtain the last equality. Therefore, \mathfrak{L}_0 is non-increasing along the flows of $\mathcal{F} \times \mathbb{R}^3$. Also, for all $(\tilde{R}, q) \in \mathcal{J}$ and $q^+ \in \arg\min_{p \in \mathcal{Q}} \Phi(\tilde{R}, p)$, one has

$$\mathfrak{L}_0(\tilde{R}, q^+, \tilde{b}_\omega) - \mathfrak{L}_0(\tilde{R}, q, \tilde{b}_\omega) = \Phi(\tilde{R}, q^+) - \Phi(\tilde{R}, q) \leq -\delta, \quad (34)$$

which implies that \mathfrak{L}_0 is strictly decreasing over the jumps. Consequently, the set $\bar{\mathcal{A}}$ is stable by [23, Theorem 7.6]. Since the positive definite function \mathfrak{L}_0 is non-increasing, every solution is bounded preventing escape time. It should be noted that, since jumps map the state to $\mathcal{F} \setminus \mathcal{J}$, it follows from [20, Proposition 2.4] that every solution is complete³.

³ A solution $h(t, j)$ to a hybrid system is complete if $\text{dom} h$ is unbounded [22], i.e., there is an infinite number of jumps and/or the continuous time is infinite.

Now, consider the Lyapunov function candidate

$$\mathfrak{L}(\tilde{R}, \hat{R}, q, \tilde{b}_\omega) = \mathfrak{L}_0(\tilde{R}, q, \tilde{b}_\omega) - \mu \tilde{b}_\omega^\top \hat{R}^\top \psi(\tilde{R}), \quad (35)$$

where \mathfrak{L}_0 is given in (32) and $\mu > 0$. Using (7)-(9), it can be verified that

$$\|\psi(\tilde{R})\|^2 = 4|\tilde{R}|_I^2(1 - |\tilde{R}|_I^2). \quad (36)$$

Hence, inequalities (27) and (36) can be used to show that the function \mathfrak{L} satisfies the quadratic inequality

$$e^\top P_1 e \leq \mathfrak{L} \leq e^\top P_2 e, \quad (37)$$

where $e = (|\tilde{R}|_I, \|\tilde{b}_\omega\|)^\top$ and

$$P_1 = \begin{bmatrix} \alpha_1 & -\mu \\ -\mu & 1/\gamma_I \end{bmatrix}, \quad P_2 = \begin{bmatrix} \alpha_2 & \mu \\ \mu & 1/\gamma_I \end{bmatrix}.$$

The matrices P_1 and P_2 are positive definite provided that $0 < \mu < \sqrt{\alpha_1/\gamma_I}$ and, in this case, the function \mathfrak{L} is positive definite with respect to the equilibrium $e = 0$.

Now, we need to evaluate the time derivative of \mathfrak{L} along the flows of $\mathcal{F} \times \mathbb{R}^3$. Making use of (10) with (21) and (29)-(31), the time derivative of $\mathfrak{X}(\tilde{R}, \hat{R}, \tilde{b}_\omega) := -\tilde{b}_\omega^\top \hat{R}^\top \psi(\tilde{R})$ along the flows of $\mathcal{F} \times \mathbb{R}^3$ is obtained as

$$\begin{aligned}\dot{\mathfrak{X}}(\tilde{R}, \hat{R}, \tilde{b}_\omega) &= -\tilde{b}_\omega^\top \hat{R}^\top \dot{\psi}(\tilde{R}) + \tilde{b}_\omega^\top [\omega - \tilde{b}_\omega + \gamma_P \beta]_\times \hat{R}^\top \psi(\tilde{R}) \\ &\quad - \dot{\tilde{b}}_\omega^\top \hat{R}^\top \psi(\tilde{R}) \\ &= -\tilde{b}_\omega^\top \hat{R}^\top E_0(\tilde{R}) \left(\hat{R}(\tilde{b}_\omega - \gamma_P \beta) \right) \\ &\quad + \tilde{b}_\omega^\top [\omega + \gamma_P \beta]_\times \hat{R}^\top \psi(\tilde{R}) + \gamma_I \beta^\top \hat{R}^\top \psi(\tilde{R}),\end{aligned}$$

where the arguments of β have been omitted for simplicity. Let $c_\omega := \sup_{t \geq 0} \omega(t)$ and $c_b := \sup_{(t,j) \succeq (t_0,0)} \|\tilde{b}_\omega(t,j)\|$, which exist, respectively, in view of our assumption on $\omega(t)$ and the fact that all solutions are bounded. One can verify from (23) that

$$\|\beta\|^2 = \frac{1}{2} \|\nabla \Phi(\tilde{R}, q)\|_F^2 \leq \frac{1}{2} \alpha_4 |\tilde{R}|_I^2.$$

Therefore, in view of inequalities (11)-(12), (36) and the above results, the time derivative of the cross term $\mathfrak{X}(\tilde{R}, \hat{R}, \tilde{b}_\omega)$ during the flows of $\mathcal{F} \times \mathbb{R}^3$ satisfies

$$\begin{aligned}\dot{\mathfrak{X}}(\tilde{R}, \hat{R}, \tilde{b}_\omega) &\leq -\|\tilde{b}_\omega\|^2 + 2|\tilde{R}|_I^2 \|\tilde{b}_\omega\|^2 + \gamma_P \sqrt{3} \|\tilde{b}_\omega\| \|\beta\| \\ &\quad + \gamma_I \|\beta\| \|\psi(\tilde{R})\| + c_\omega \|\tilde{b}_\omega\| \|\psi(\tilde{R})\| \\ &\quad + \gamma_P c_b \|\beta\| \|\psi(\tilde{R})\| \\ &\leq e^\top P_{\mathfrak{X}} e,\end{aligned} \quad (38)$$

with the matrix $P_{\mathfrak{X}}$ being defined as

$$P_{\mathfrak{X}} = \begin{bmatrix} \sqrt{2\alpha_4}(\gamma_I + c_b \gamma_P) + 2c_b^2 & c_\omega + \gamma_P \sqrt{\frac{3\alpha_4}{8}} \\ c_\omega + \gamma_P \sqrt{\frac{3\alpha_4}{8}} & -1 \end{bmatrix}.$$

Now, making use of inequality (38), the expression of the time derivative of \mathfrak{L}_0 in (33) along with inequality (28), one can show that the time-derivative of \mathfrak{L} in (35) satisfies

$$\dot{\mathfrak{L}} \leq -e^\top \left(\underbrace{\begin{bmatrix} \gamma_P \alpha_3 & 0 \\ 0 & 0 \end{bmatrix}}_{P_3} - \mu P_{\mathfrak{X}} \right) e, \quad (39)$$

for all $(\tilde{R}, q, \tilde{b}_\omega) \in \mathcal{F} \times \mathbb{R}^3$. To guarantee that the matrices P_1 , P_2 and P_3 are positive definite, it is sufficient to pick μ such that

$$0 < \mu < \min \left\{ \frac{\sqrt{\alpha_1}}{\sqrt{\gamma_I}}, \frac{\gamma_P \alpha_3}{P_{\tilde{x}_{11}} + P_{\tilde{x}_{12}}^2} \right\},$$

where $P_{\tilde{x}_{11}} = \sqrt{2\alpha_4}(\gamma_I + c_b \gamma_P) + 2c_b^2$ and $P_{\tilde{x}_{12}} = c_\omega + \gamma_P \sqrt{3\alpha_4/8}$.

Then, using (39) with (37), we conclude that $\dot{\mathcal{L}} \leq -\lambda_F \mathcal{L}$ with $\lambda_F := \lambda_{\min}^{P_3}/\lambda_{\max}^{P_2}$; \mathcal{L} is exponentially decreasing along the flows of \mathcal{F} . Equivalently, one has⁴

$$\mathcal{L}(t, j) \leq e^{-\lambda_F(t-t')} \mathcal{L}(t', j), \quad (40)$$

for all $(t, j), (t', j) \in \text{dom}(\tilde{R}, q, \tilde{b}_\omega)$ with $(t, j) \succeq (t', j)$. Furthermore, it can be verified from (35) and (34) that

$$\mathcal{L}(\tilde{R}, \hat{R}, q^+, \tilde{b}_\omega) - \mathcal{L}(\tilde{R}, \hat{R}, q, \tilde{b}_\omega) \leq -\delta, \quad (41)$$

for all $(\tilde{R}, q) \in \mathcal{J}$ and $q^+ \in \arg\min_{p \in \mathcal{Q}} \Phi(\tilde{R}, p)$. Consequently, one can conclude that \mathcal{L} is strictly decreasing over the jumps of \mathcal{J} . Equivalently, for all $(t, j) \in \text{dom}(\tilde{R}, q, \tilde{b}_\omega)$ such that $(t, j+1) \in \text{dom}(\tilde{R}, q, \tilde{b}_\omega)$, one has

$$\mathcal{L}(t, j+1) - \mathcal{L}(t, j) \leq -\delta. \quad (42)$$

It is clear from (37), (40) and (42), that the results of the theorem are trivial in the case where there is no discrete jumps, i.e., $j = 0$. Therefore, in the remainder of this proof, we will consider only the case where $j \geq 1$. From (40)-(42), one can easily show that

$$0 < \mathcal{L}(t, j) \leq \mathcal{L}(t_0, 0) - \delta j, \quad (43)$$

which leads to

$$j \leq \frac{\mathcal{L}(t_0, 0) - \mathcal{L}(t, j)}{\delta} < \frac{\mathcal{L}(t_0, 0)}{\delta}. \quad (44)$$

This shows that the number of jumps is finite. Since the solution is complete and the number of jumps is bounded, the hybrid time domain of the solution takes the form $\text{dom}(\tilde{R}, q, \tilde{b}_\omega) = \bigcup_{j=0}^{j_{\max}-1} ([t_j, t_{j+1}] \times \{j\}) \cup [t_{j_{\max}}, +\infty) \times \{j_{\max}\}$ where j_{\max} denotes the maximum number of discrete jumps.

Now, one can show from (42) that

$$\mathcal{L}(t, j+1) \leq \left(1 - \frac{\delta}{\mathcal{L}(t_0, 0)}\right) \mathcal{L}(t, j) \leq e^{-\sigma} \mathcal{L}(t, j), \quad (45)$$

for all $(t, j) \in \text{dom}(\tilde{R}, q, \tilde{b}_\omega)$ such that $(t, j+1) \in \text{dom}(\tilde{R}, q, \tilde{b}_\omega)$, where $\sigma = -\ln\left(1 - \frac{\delta}{\mathcal{L}(t_0, 0)}\right)$. Note that $\delta < \mathcal{L}(t_0, 0)$ as per (44) (and $j \geq 1$). Now, we will show, by induction, that the following inequality holds for all $j \geq 1$

$$\mathcal{L}(t, j) \leq e^{-\lambda(t-t_0+j)} \mathcal{L}(t_0, 0), \quad (46)$$

with $\lambda = \min\{\lambda_F, \sigma\}$. Using (40) and (45), one can easily show that (46) is satisfied for $j = 1$ as follows. Assume that

⁴ Note that for the sake of presentation simplicity, we used $\mathcal{L}(t, j)$ to denote $\mathcal{L}(\tilde{R}(t, j), \hat{R}(t, j), q(t, j), \tilde{b}_\omega(t, j))$.

$(t, 1) \in \text{dom}(\tilde{R}, q, \tilde{b}_\omega)$ then

$$\begin{aligned} \mathcal{L}(t, 1) &\leq e^{-\lambda_F(t-t_1)} \mathcal{L}(t_1, 1) \\ &\leq e^{-\lambda_F(t-t_1)} e^{-\sigma} \mathcal{L}(t_1, 0) \\ &\leq e^{-\lambda(t-t_1)} e^{-\lambda} e^{-\lambda(t_1-t_0)} \mathcal{L}(t_0, 0) \\ &\leq e^{-\lambda(t-t_0+1)} \mathcal{L}(t_0, 0). \end{aligned}$$

Assuming that (46) holds true for $j = k$, and using (40) and (45), one has

$$\begin{aligned} \mathcal{L}(t, k+1) &\leq e^{-\lambda_F(t-t_{k+1})} \mathcal{L}(t_{k+1}, k+1) \\ &\leq e^{-\lambda_F(t-t_{k+1})} e^{-\sigma} \mathcal{L}(t_{k+1}, k) \\ &\leq e^{-\lambda(t-t_{k+1})} e^{-\lambda} e^{-\lambda(t_{k+1}-t_0+k)} \mathcal{L}(t_0, 0) \\ &\leq e^{-\lambda(t-t_0+k+1)} \mathcal{L}(t_0, 0), \end{aligned}$$

for $(t, k+1) \in \text{dom}(\tilde{R}, q, \tilde{b}_\omega)$. Therefore, inequality (46) also holds for $j = k+1$ and hence it holds true for all $j \geq 1$. Finally, in view of (46) and (37), one can conclude that

$$|e(t, j)|_I^2 \leq k_e e^{-\lambda(t-t_0+j)} |e(t_0, 0)|_I^2, \quad (47)$$

for all $(t, j) \in \text{dom}(\tilde{R}, q, \tilde{b}_\omega)$, where $k_e = \lambda_{\max}^{P_2}/\lambda_{\min}^{P_1}$. The proof is complete. ■

Theorem 1 provides sufficient conditions on the potential function Φ ensuring that the hybrid attitude and gyro-bias estimation scheme (21)-(26) guarantees global exponential stability of the estimation errors. It can be noticed that the estimator (21)-(26) relies on the rotation matrix \tilde{R} which is not directly available for feedback. The choice of the potential function Φ with the parameters of the hybrid mechanism in (24)-(26), and the implementation of the proposed observer using the available measurements will be discussed in detail in the next subsections.

Before this, we consider the following two special cases that require some modification of the estimation algorithm in Theorem 1. In the case where it is required to guarantee *a priori* bounded bias estimates, which is generally desirable in adaptive control algorithms, the proposed estimation algorithm can be modified using a projection mechanism provided that the unknown bias b_ω satisfies $\|b_\omega\| \leq \bar{b}_\omega$ for some known \bar{b}_ω . In particular, the adaptation law (22) can be replaced by

$$\dot{\hat{b}}_\omega = \text{Proj}\left(-\gamma_I \beta(\Phi(\tilde{R}, q)), \hat{b}_\omega\right), \quad (48)$$

where $\text{Proj}(\mu, \hat{b}_\omega) = p(\hat{b}_\omega)\mu$, with $p(\hat{b}_\omega) = I$ if $\|\hat{b}_\omega\| \leq \bar{b}_\omega$ or $\hat{b}_\omega^\top \mu \leq 0$, otherwise $p(\hat{b}_\omega) = I - \hat{b}_\omega \hat{b}_\omega^\top / \|\hat{b}_\omega\|^2$, and satisfies the following properties [24]:

- (P1) $\|\hat{b}_\omega(t, j)\| \leq \bar{b}_\omega, \forall (t, j) \succeq (t_0, 0)$,
- (P2) $(\hat{b}_\omega - b_\omega)^\top \text{Proj}(\mu, \hat{b}_\omega) \leq (\hat{b}_\omega - b_\omega)^\top \mu$,
- (P3) $\|\text{Proj}(\mu, \hat{b}_\omega)\| \leq \|\mu\|$.

Corollary 1. Consider system (17) with the observer (21) with (48) and (23)-(26), where $\|b_\omega\| \leq \bar{b}_\omega$. Let the potential function Φ and δ be selected as in Theorem 1 and assume that the angular velocity $\omega(t)$ is uniformly bounded. Then, the equilibrium point $e = 0$, with $e := (\|\tilde{R}\|_I, \|\hat{b}_\omega - b_\omega\|)^\top$, is uniformly globally exponentially stable and the number of discrete jumps is bounded.

Proof: Consider the Lyapunov function candidate \mathcal{L} , given in (35) with (32), and satisfies (37). Exploiting the

properties P1-P3 and following similar steps in (33)-(34) and (38), one can show that the time-derivative of \mathcal{L} satisfies (39) and (41) with $c_b = 2\bar{b}_\omega$. Then, the result of the corollary follows using the same arguments after (39) in the proof of Theorem 1. ■

In the case where the angular velocity measurements are given by (19) with $b_\omega \equiv 0$ i.e., unbiased angular velocity measurements, the following corollary of Theorem 1 can be shown.

Corollary 2. *Consider the attitude kinematics (17) coupled with the observer (21) with (23)-(26) and $\hat{b}_\omega \equiv 0$. Let the potential function Φ and δ be selected as in Theorem 1. Then, the number of discrete jumps is bounded and the equilibrium point $|\tilde{R}|_I = 0$ is uniformly globally exponentially stable. More precisely,*

$$|\tilde{R}(t, j)|_I^2 \leq \frac{\alpha_2}{\alpha_1} e^{-\frac{\gamma_P \alpha_3}{\alpha_2}(t-t_0)} |\tilde{R}(t_0, 0)|_I^2 - \frac{\delta}{\alpha_1} \sum_{s=1}^j e^{-\frac{\gamma_P \alpha_3}{\alpha_2}(t-t_s)}, \quad (49)$$

for all $(t, j) \in \text{dom}(\tilde{R}, q)$, where α_i , $i = 1, \dots, 3$ are given in (27)-(28).

Proof: Consider the Lyapunov function candidate $\tilde{\mathcal{L}} = \Phi(\tilde{R}, q)$. Following similar steps as in (32)-(34) in the proof of Theorem 1, the time-derivative of $\tilde{\mathcal{L}}$ is obtained as

$$\dot{\tilde{\mathcal{L}}} \leq -\gamma_P \alpha_3 |\tilde{R}|_I^2 \leq -\lambda_F \Phi(\tilde{R}, q), \quad (50)$$

with $\lambda_F = \gamma_P(\alpha_3/\alpha_2)$, during the flows of \mathcal{F} . Hence, with the definition of $\tilde{\mathcal{L}}$, one has

$$\Phi(\tilde{R}(t, j), q(t, j)) \leq e^{-\lambda_F(t-t')} \Phi(\tilde{R}(t', j), q(t', j)), \quad (51)$$

for all $(t, j), (t', j) \in \text{dom}(\tilde{R}, q)$ such that $(t, j) \succeq (t', j)$. In addition, during the jumps of \mathcal{J} , one has

$$\Phi(\tilde{R}(t, j+1), q(t, j+1)) - \Phi(\tilde{R}(t, j), q(t, j)) \leq -\delta, \quad (52)$$

for all $(t, j) \in \text{dom}(\tilde{R}, q)$ such that $(t, j+1) \in \text{dom}(\tilde{R}, q)$. Following similar steps as in the proof of Theorem 1, it can be verified that the solution is complete, the number of jumps is bounded and the hybrid time domain of the solution takes the form $\text{dom}(\tilde{R}, q) = \cup_{j=0}^{j_{\max}-1} ([t_j, t_{j+1}] \times \{j\}) \cup [t_{j_{\max}}, +\infty) \times \{j_{\max}\}$ where j_{\max} denotes the maximum number of discrete jumps. The global exponential stability of $|\tilde{R}|_I = 0$ also follows using similar arguments as in the proof of Theorem 1.

In the case where there is no discrete jump i.e., $j = 0$, the bound (49) follows directly from (51) and (27). Note that the operator $\sum_{s=1}^j$ is understood to be zero when $j = 0$. Now, let us consider the case when $j \geq 1$ and show, by induction, that the following inequality⁵ holds for all $j \geq 1$

$$\Phi(t, j) \leq e^{-\lambda_F(t-t_0)} \Phi(t_0, 0) - \delta \sum_{s=1}^j e^{-\lambda_F(t-t_s)}. \quad (53)$$

⁵ Also for the sake of presentation simplicity, we use $\Phi(t, j)$ to denote $\Phi(\tilde{R}(t, j), q(t, j))$.

It is not difficult to show that (53) holds for $j = 1$. In fact, in view of (52)-(51) and for all $(t, 1) \in \text{dom}(\tilde{R}, q)$, one obtains

$$\begin{aligned} \Phi(t, 1) &\leq e^{-\lambda_F(t-t_1)} \Phi(t_1, 1) \\ &\leq e^{-\lambda_F(t-t_1)} (\Phi(t_1, 0) - \delta) \\ &\leq e^{-\lambda_F(t-t_1)} (e^{-\lambda_F(t_1-t_0)} \Phi(t_0, 0) - \delta) \\ &\leq e^{-\lambda_F(t-t_0)} \Phi(t_0, 0) - \delta e^{-\lambda_F(t-t_1)}, \end{aligned}$$

which shows that inequality (53) holds for $j = 1$. Assuming that (53) holds for $j = k$, and using (52)-(51), one has for $(t, k+1) \in \text{dom}(\tilde{R}, q)$

$$\begin{aligned} \Phi(t, k+1) &\leq e^{-\lambda_F(t-t_{k+1})} \Phi(t_{k+1}, k+1) \\ &\leq e^{-\lambda_F(t-t_{k+1})} (\Phi(t_{k+1}, k) - \delta) \\ &\leq e^{-\lambda_F(t-t_{k+1})} (e^{-\lambda_F(t_{k+1}-t_0)} \Phi(t_0, 0) \\ &\quad - \delta \sum_{s=1}^k e^{-\lambda_F(t_{k+1}-t_s)} - \delta) \\ &\leq e^{-\lambda_F(t-t_0)} \Phi(t_0, 0) - \delta \sum_{s=1}^{k+1} e^{-\lambda_F(t-t_s)}, \end{aligned}$$

which shows that (53) also holds for $j = k+1$ and, hence, it holds true for all $j \geq 1$. Finally, making use of (27) and (53), inequality (49) follows. ■

Remark 1. *The bound obtained in (49) depends on the properties of the potential function Φ , especially the coefficients α_1, α_2 and α_3 , the observer gain γ_P and the hysteresis gap δ . It should be mentioned here that a similar estimate of the error vector e in Theorem 1 can be derived, however, it would depend on the unknown eigenvalues of matrix P_3 in (39).*

B. Construction of the Potential Function Φ

In this subsection, we construct potential functions Φ , along with the hysteresis gap $\delta > 0$, satisfying our assumptions in Theorem 1.

1) Traditional potential functions: Consider the following potential function on $SO(3) \times \{1\}$:

$$\Phi_s(\tilde{R}, 1) = U_A(\tilde{R}) := \text{tr}(A(I - \tilde{R}))/2\lambda_{\max}^{\bar{A}}, \quad (54)$$

where $A = A^\top$ such that $\bar{A} := \text{tr}(A)I - A$ is positive definite. Note that the smooth function U_A has been widely used in attitude control systems design [5], [13], [25], [26]. In view of (7)-(8), it can be seen that $\Phi_s(\tilde{R}, 1)$ satisfies

$$\xi |\tilde{R}|_I^2 \leq \Phi_s(\tilde{R}, 1) \leq |\tilde{R}|_I^2, \quad (55)$$

where $\xi := \lambda_{\min}^{\bar{A}}/\lambda_{\max}^{\bar{A}}$ and, hence, $\Phi_s(\tilde{R}, 1)$ satisfies the first condition (27) of Theorem 1. However, it can be shown that $\Phi_s(\tilde{R}, 1)$ does not satisfy (28) in Theorem 1. In particular, the relation $\alpha_3 |\tilde{R}|_I^2 \leq \|\nabla \Phi_s(\tilde{R}, 1)\|_F^2$, $\alpha_3 > 0$, requires that $\nabla \Phi_s(\tilde{R}, 1)$ does not vanish on the flow set $\mathcal{F} = SO(3) \times \{1\}$ except at $\tilde{R} = I$, which is not the case. In fact, the gradient of the potential function $\Phi_s(\tilde{R}, 1)$ is given by [13]

$$\nabla \Phi_s(\tilde{R}, 1) = \tilde{R} \mathbb{P}_a(A\tilde{R})/2\lambda_{\max}^{\bar{A}}, \quad (56)$$

which, in view of (2) and (9), satisfies

$$\begin{aligned} \|\nabla \Phi_s(\tilde{R}, 1)\|_F^2 &= \frac{1}{2(\lambda_{\max}^{\bar{A}})^2} \langle \mathbb{P}_a(A\tilde{R}), \mathbb{P}_a(A\tilde{R}) \rangle \\ &= \frac{1}{2(\lambda_{\max}^{\bar{A}})^2} \epsilon^\top \bar{A}^2 \epsilon (1 - \|\epsilon\|^2 \cos^2(\phi)), \end{aligned}$$

where $\phi := \angle(\epsilon, \bar{A}\epsilon)$ and ϵ is the vector part of the unit quaternion corresponding to the attitude matrix \tilde{R} . Consequently, the subset of $SO(3) \times \{1\}$ where $\nabla \Phi_s(\tilde{R}, 1) = 0$, called also the set of critical points of $\Phi_s(\tilde{R}, 1)$, corresponds to $\mathcal{S}_I \times \{1\}$ and $\mathcal{S}_\pi \times \{1\}$ where

$$\mathcal{S}_I := \{\tilde{R} \in SO(3) \mid \tilde{R} = I\}, \quad (57)$$

$$\mathcal{S}_\pi := \{\tilde{R} \in SO(3) \mid \tilde{R} = \mathcal{R}_Q(0, v), v \in \mathcal{E}(A)\}, \quad (58)$$

with $\mathcal{E}(A)$ being the set of all eigenvectors of A .

Therefore, the appearance of the undesired equilibrium points in \mathcal{S}_π cannot be avoided when using an attitude observer design based on the gradient of U_A , as done in [5] with some matrix A . In addition, performance degradation (slow convergence) is reported in this case for large attitude errors [9], [14]. An alternate approach to design a gradient-based attitude observer on $SO(3)$ is to consider the following non-differentiable function

$$\Phi_{ns}(\tilde{R}, 1) = V_A(\tilde{R}) := 2 \left(1 - \sqrt{1 - U_A(\tilde{R})} \right). \quad (59)$$

Since $U_A(\tilde{R}) \in [0, 1]$ and using (55), it is easy to verify that

$$\xi |\tilde{R}|_I^2 \leq U_A(\tilde{R}) \leq V_A(\tilde{R}) \leq 2U_A(\tilde{R}) \leq 2|\tilde{R}|_I^2, \quad (60)$$

and hence $\Phi_{ns}(\tilde{R}, 1)$ is also quadratic with respect to $|\tilde{R}|_I^2$; $\Phi_{ns}(\tilde{R}, 1)$ satisfies (27) in Theorem 1. Note that we consider in (59) a weighted version of the function V_I , obtained from (59) with $A = I$, used in [8] where it has been shown that control systems designed based on V_I exhibit faster convergence rates for large attitude manoeuvres as compared to those designed using the smooth function U_A . The potential function V_I was also shown to be the solution to the kinematic optimal control problem on $SO(3)$ in [27]. However, gradient-based control systems based on V_I are less frequent in the literature, as compared to those obtained from U_A , due to its non-differentiability for rotations of angle 180° . In fact, it can be verified from (59) that

$$\nabla \Phi_{ns}(\tilde{R}, 1) = \frac{\nabla \Phi_s(\tilde{R}, 1)}{\sqrt{1 - \Phi_s(\tilde{R}, 1)}}, \quad (61)$$

which is not defined for all $(\tilde{R}, 1)$ satisfying $\Phi_s(\tilde{R}, 1) = U_A(\tilde{R}) = 1$. This corresponds to the set $\mathcal{S}_{\pi, \max} \times \{1\}$, with

$$\mathcal{S}_{\pi, \max} := \{\tilde{R} \in SO(3) \mid \tilde{R} = \mathcal{R}_Q(0, v), \\ v \in \mathcal{E}(A), \bar{A}v = \lambda_{\max}^{\bar{A}} v\}, \quad (62)$$

containing the singular points of $\Phi_{ns}(\tilde{R}, 1)$. Consequently, $\Phi_{ns}(\tilde{R}, 1) \in \mathcal{P}_{\mathcal{D}_{ns}}(\mathcal{A})$, with $\mathcal{D}_{ns} = (SO(3) \setminus \mathcal{S}_{\pi, \max}) \times \{1\}$, and, in addition, the critical points of $\Phi_{ns}(\tilde{R}, 1)$ are contained in $(\mathcal{S}_\pi \setminus \mathcal{S}_{\pi, \max}) \times \{1\}$, with the set \mathcal{S}_π given in (58). Note that $\mathcal{S}_{\pi, \max} \subseteq \mathcal{S}_\pi$; In particular, $\mathcal{S}_{\pi, \max} = \mathcal{S}_\pi$ for $A = I$. It can be verified then that $\Phi_{ns}(\tilde{R}, 1)$ cannot satisfy (28) in Theorem 1 for all $(\tilde{R}, 1) \in \mathcal{F}$, where $\mathcal{F} = SO(3) \times \{1\}$ in this case.

Even though the functions $\Phi_s(\tilde{R}, 1)$ and $\Phi_{ns}(\tilde{R}, 1)$ do not satisfy the conditions of Theorem 1, they can both be used in the design of appropriate potential functions satisfying our requirements through an adequate transformation described in the following.

2) *Angular warping*: To construct potential functions satisfying the conditions of Theorem 1, we introduce the following *angular warping* transformation [13]

$$\Gamma_A(\tilde{R}, q) = \tilde{R} \mathfrak{R}_A(\tilde{R}, q) \quad (63)$$

$$\mathfrak{R}_A(\tilde{R}, q) = \mathcal{R}_Q \left(\sqrt{1 - k^2 U_A^2(\tilde{R})}, k U_A(\tilde{R}) \nu(q) \right), \quad (64)$$

where U_A is defined as in (54) for some matrix $A = A^\top$ such that $\bar{A} = \text{tr}(A)I - A$ is positive definite, $q \in \mathcal{Q}$ for some index set $\mathcal{Q} \subset \mathbb{N}$, the map $\nu(q) : \mathcal{Q} \rightarrow \mathbb{S}^2$ to be determined, and the scalar k satisfies

$$0 < k < \bar{k} := \frac{1}{\sqrt{6 - \max\{1, 4\xi^2\}}}, \quad \xi := \frac{\lambda_{\min}^{\bar{A}}}{\lambda_{\max}^{\bar{A}}}. \quad (65)$$

The transformation $\Gamma_A(\tilde{R}, q)$ can be regarded as a perturbation of \tilde{R} about the unit vector $\nu(q)$ by an angle $2 \sin^{-1}(k U_A(\tilde{R}))$. Useful properties of the transformation Γ_A are given in the following lemma proved in Appendix C.

Lemma 3. *Consider the transformation Γ_A in (63)-(65). Then,*

$$\underline{\gamma} |\tilde{R}|_I^2 \leq |\Gamma_A(\tilde{R}, q)|_I^2 \leq \bar{\gamma} |\tilde{R}|_I^2, \quad (66)$$

for all $(\tilde{R}, q) \in SO(3) \times \mathcal{Q}$ with

$$\underline{\gamma} := 1 - k^2 - k\sqrt{1 - k^2}, \quad \bar{\gamma} := 1 + k + \frac{k^2}{4}. \quad (67)$$

Moreover, for any $X \in SO(3)$ and $\omega \in \mathbb{R}^3$ satisfying $\dot{X} = X[\omega]_\times$, one has

$$\frac{d}{dt} \Gamma_A(X, q) = \Gamma_A(X, q) [\Theta_A(X, q) \omega]_\times, \quad (68)$$

where the matrix $\Theta_A(X, q)$ is full rank and is given by

$$\Theta_A(X, q) = \mathfrak{R}_A(X, q)^\top + \frac{4k\nu(q)\psi(AX)^\top}{2\lambda_{\max}^{\bar{A}}\sqrt{1 - k^2 U_A^2(X)}}. \quad (69)$$

It should be noted that $\underline{\gamma}$ in (66)-(67) is strictly positive under condition (65). Inequality (66) shows that the transformation $\Gamma_A(\tilde{R}, q)$ preserves a distance on $SO(3)$ that is proportional to the original distance $|\tilde{R}|_I^2$ provided that the scalar k does not exceed the threshold \bar{k} .

We show in the following that the potential functions $U_A(\Gamma_A(\tilde{R}, q))$ and $V_A(\Gamma_A(\tilde{R}, q))$ satisfy the conditions of Theorem 1 through an appropriate choice of matrix A , the index set \mathcal{Q} , the map ν , and the dynamics of the jump discrete variable q (or δ in (24)-(26)).

3) *Composite potential functions*: Define

$$\begin{aligned} \Phi_{U_A}(\tilde{R}, q) &= U_A \circ \Gamma_A(\tilde{R}, q), \\ \Phi_{V_A}(\tilde{R}, q) &= V_A \circ \Gamma_A(\tilde{R}, q), \end{aligned} \quad (70)$$

where U_A and V_A are given in (54) and (59), respectively, and Γ_A is defined in Section IV-B2. The main motivation behind introducing the modified functions in (70) is to avoid the critical/singular points of the functions U_A and V_A using the transformation Γ_A via an appropriate design of the switching mechanism (24)-(26). In fact, the transformation $\Gamma_A(\tilde{R}, q)$ allows to stretch and compress the manifold $SO(3)$ by moving all the points (except the identity rotation I) to different locations; in particular, for each index $q \in \mathcal{Q}$, the

transformation $\Gamma_A(\tilde{R}, q)$ allows to re-locate all the points of the set \mathcal{S}_π given in (58).

Consider the following possible designs of the parameters in (24)-(26) and (63)-(64):

- D1. $\Phi = \Phi_{U_A}$, $A = I$, $\mathcal{Q} \in \{1, \dots, 6\}$, $\nu(p) = e_p$, $p \in \{1, 2, 3\}$, $\nu(p+3) = -\nu(p)$ and $0 < \delta < \Delta_I(k) := (-1 + \sqrt{1 + 4k^2})^3 / 24k^4$; where $\{e_1, e_2, e_3\}$ is any orthonormal basis on \mathbb{R}^3 and the scalar k satisfies (65).
- D2. $\Phi = \Phi_{V_A}$, $A = I$, \mathcal{Q} and $\nu(\cdot)$ are defined as in D1, and the hysteresis gap δ satisfies $0 < \delta < \Delta_{II}(k) := 2\sqrt{\Delta_I(k)}$, with k satisfying (65).
- D3. $\Phi = \Phi_{U_A}$, A is positive definite with the distinct eigenvalues $0 < \lambda_1 < \lambda_2 < \lambda_3$, $\mathcal{Q} \in \{1, 2\}$, $\nu(1) = u$, $\nu(2) = -u$, where the vector $u \in \mathbb{S}^2$ satisfies:

$$u^\top v_1 = 0, \quad (u^\top v_i)^2 = \lambda_i^A / (\lambda_2^A + \lambda_3^A), \quad (71)$$

if $\lambda_2^A \lambda_3^A - \lambda_1^A \lambda_2^A - \lambda_1^A \lambda_3^A \geq 0$, or

$$(u^\top v_i)^2 = 1 - \frac{4 \prod_{j \neq i} \lambda_j^A}{\sum_{\ell} \sum_{k \neq \ell} \lambda_\ell^A \lambda_k^A}, \quad (72)$$

otherwise, for $i \in \{1, 2, 3\}$ and v_i being the eigenvector of A corresponding to the eigenvalue λ_i^A . The hysteresis gap δ satisfies $0 < \delta < \Delta_{III}(k) := 8k^2 \bar{V}^2 (1 - k^2 \bar{V}^2) \Lambda / 2\lambda_{\max}^A$ with k selected as in (65), $\bar{V} = [-1 + \sqrt{1 + 16\lambda_{\min}^A \Lambda}] / 4k^2 \Lambda$, and

$$\Lambda := \begin{cases} \lambda_1^A & \text{if } \lambda_2^A \lambda_3^A - \lambda_1^A \lambda_2^A - \lambda_1^A \lambda_3^A \geq 0, \\ \frac{4 \prod_{j \neq i} \lambda_j^A}{\sum_{\ell} \sum_{k \neq \ell} \lambda_\ell^A \lambda_k^A} & \text{otherwise,} \end{cases}$$

- D4. $\Phi = \Phi_{V_A}$, A , \mathcal{Q} , and $\nu(\cdot)$ are given as in D3, and the hysteresis gap satisfies $0 < \delta < \Delta_{IV}(A, k) := 2[-\sqrt{1-\xi} + \sqrt{1-\xi + \Delta_{III}(A, k)}]$, with k and ξ given in (65).

Making use of one of the designs above, the following result, proved in Appendix D, can be deduced.

Lemma 4. Consider the functions Φ_{U_A} and Φ_{V_A} in (70) with the transformation $\Gamma_A(\tilde{R}, q)$ being defined in (63)-(65) and the discrete variable q satisfying (24)-(26). Suppose that Φ , \mathcal{Q} , δ in (24)-(26) as well as matrix A and the map ν in (63)-(64) are selected according to one of the designs D1 – D4. Then, for all $(\tilde{R}, q) \in \mathcal{F}$, one has $\Gamma_A(\tilde{R}, q) \notin \mathcal{S}_\pi$ where \mathcal{F} is given in (25) and \mathcal{S}_π is defined in (58). Moreover, for each of the designs in D1 – D4, we have $\Phi \in \mathcal{P}_D(A)$ and $\mathcal{F} \subseteq \mathcal{D}$, with \mathcal{D} being defined in the proof below and \mathcal{A} given in (20).

Lemma 4 indicates that $\Gamma_A(\tilde{R}, q) \notin \mathcal{S}_\pi$ can be guaranteed for all $(\tilde{R}, q) \in \mathcal{F}$ if one considers one of the potential functions in (70) with an appropriate choice of the design parameters. This property is crucial in the design of hybrid observers ensuring global stability results.

Now, we show that the presented potential functions in Lemma 4 satisfy (27)-(28) in Theorem 1. For this, we need to compute the gradient of each potential function. For any $X \in SO(3)$, and $\omega \in \mathbb{R}^3$ satisfying $\dot{X} = X[\omega]_\times$, one can

show using (2), (56), and (68), that

$$\begin{aligned} \frac{d}{dt} \Phi_{U_A}(X, q) &= \langle \langle \nabla U_A(\Gamma_A(X, q)), \dot{\Gamma}_A(X, q) \rangle \rangle \\ &= \frac{1}{2\lambda_{\max}^A} \langle \langle \mathbb{P}_a(A\Gamma_A(X, q)), [\Theta_A(X, q)\omega]_\times \rangle \rangle \\ &= \frac{1}{\lambda_{\max}^A} \psi(A\Gamma_A(X, q))^\top \Theta_A(X, q) \omega \\ &= \frac{1}{2\lambda_{\max}^A} \langle \langle X[\Theta_A(X, q)^\top \psi(A\Gamma_A(X, q))]_\times, X[\omega]_\times \rangle \rangle. \end{aligned}$$

On the other hand, the gradient of Φ_{U_A} verifies

$$\frac{d}{dt} \Phi_{U_A}(X, q) = \langle \langle \nabla \Phi_{U_A}(X, q), \dot{X} \rangle \rangle.$$

Consequently,

$$\nabla \Phi_{U_A}(X, q) = \frac{1}{2\lambda_{\max}^A} X [\Theta_A(X, q)^\top \psi(A\Gamma_A(X, q))]_\times. \quad (73)$$

In view of (59) and (70), and applying the chain rule, one has

$$\nabla \Phi_{V_A}(X, q) = \frac{\nabla \Phi_{U_A}(X, q)}{\sqrt{1 - \Phi_{U_A}(X, q)}}. \quad (74)$$

It should be noted that the expression of the gradient $\nabla \Phi_{V_A}$ in (74) is well defined on the flow set \mathcal{F} due to the fact that $\Gamma_A(X, q) \notin \mathcal{S}_\pi$ for all $(X, q) \in \mathcal{F}$ (see Lemma 4).

Proposition 1. Consider the functions Φ_{U_A} and Φ_{V_A} in (70) with the transformation $\Gamma_A(\tilde{R}, q)$ being defined in (63)-(65) and the discrete variable q satisfying (24)-(26). Suppose that Φ , \mathcal{Q} , δ in (24)-(26) as well as matrix A and the map ν in (63)-(64) are selected according to one of the designs D1 – D4. Then the conditions (27)-(28) in Theorem 1 are satisfied for the potential function Φ_{U_A} with

$$\begin{aligned} \alpha_1 &= \xi \underline{\gamma}, & \alpha_2 &= \overline{\gamma}, \\ \alpha_3 &= \frac{\underline{\lambda} \xi^2 \underline{\gamma}}{4} \min_{(\tilde{R}, q) \in \mathcal{F}} \left(1 - |\Gamma_A(\tilde{R}, q)|_I^2 \cos^2(\phi_q) \right), & \alpha_4 &= \frac{\overline{\lambda} \overline{\gamma}}{4}, \end{aligned}$$

and for the potential function Φ_{V_A} with

$$\begin{aligned} \alpha_1 &= \xi \underline{\gamma}, & \alpha_2 &= 2\overline{\gamma}, \\ \alpha_3 &= \frac{\underline{\lambda} \xi^2 \underline{\gamma}}{4} \min_{(\tilde{R}, q) \in \mathcal{F}} \left(\frac{1 - |\Gamma_A(\tilde{R}, q)|_I^2 \cos^2(\phi_q)}{1 - \Phi_{U_A}(\tilde{R}, q)} \right), \\ \alpha_4 &= \frac{\overline{\lambda} \overline{\gamma}}{4} \max_{(\tilde{R}, q) \in \mathcal{F}} \left(\frac{1 - |\Gamma_A(\tilde{R}, q)|_I^2 \cos^2(\phi_q)}{1 - \Phi_{U_A}(\tilde{R}, q)} \right), \end{aligned}$$

where $(\underline{\lambda}, \overline{\lambda})$ are given in the proof below, $(\underline{\gamma}, \overline{\gamma})$ are defined in (67), $\phi_q = \angle(\epsilon_q, \tilde{A}\epsilon_q)$, and ϵ_q is the vector part of the unit quaternion corresponding to the rotation $\Gamma_A(\tilde{R}, q)$.

Proof: First, using (55) (respectively (60)) and the results of Lemma 3, it is straightforward to show that Φ_{U_A} (respectively Φ_{V_A}) satisfies (27) with the corresponding α_1 and α_2 given in the Proposition.

Now, for $(\tilde{R}, q) \in SO(3) \times \mathcal{Q}$, let $\lambda_{\min}^\Theta(\tilde{R}, q)$ and $\lambda_{\max}^\Theta(\tilde{R}, q)$ denote, respectively, the smallest and largest eigenvalue of $\Theta_A(\tilde{R}, q)\Theta_A(\tilde{R}, q)^\top$, and let the constants $\underline{\lambda} =$

$\min_{SO(3) \times \mathcal{Q}} (\lambda_{\min}^{\Theta}(\tilde{R}, q))$ and $\bar{\lambda} = \max_{SO(3) \times \mathcal{Q}} (\lambda_{\max}^{\Theta}(\tilde{R}, q))$. It is clear that $\underline{\lambda}, \bar{\lambda} > 0$ by the fact that $\Theta_A(\tilde{R}, q)$ is full rank. Then, from (73), one can show that

$$\begin{aligned} \|\nabla \Phi_{U_A}(\tilde{R}, q)\|_F^2 &= \frac{1}{4(\lambda_{\max}^A)^2} \langle \tilde{R} [\Theta_A(\tilde{R}, q) \psi(A\Gamma_A(\tilde{R}, q))]_{\times}^{\top}, \\ &\quad \tilde{R} [\Theta_A(\tilde{R}, q) \psi(A\Gamma_A(\tilde{R}, q))]_{\times} \rangle \\ &= \frac{1}{4(\lambda_{\max}^A)^2} \|\Theta_A(\tilde{R}, q) \psi(A\Gamma_A(\tilde{R}, q))\|^2 \\ &\leq \frac{\bar{\lambda}}{4(\lambda_{\max}^A)^2} \|\psi(A\Gamma_A(\tilde{R}, q))\|^2 \\ &\leq \frac{1}{4} \bar{\lambda} |\Gamma_A(\tilde{R}, q)|_I^2 \leq \frac{\bar{\lambda} \bar{\gamma}}{4} |\tilde{R}|_I^2, \end{aligned}$$

where relations (1)-(9) and the result of Lemma 3 have been used. Also,

$$\begin{aligned} \|\nabla \Phi_{U_A}(\tilde{R}, q)\|_F^2 &= \frac{1}{4(\lambda_{\max}^A)^2} \|\Theta_A(\tilde{R}, q) \psi(A\Gamma_A(\tilde{R}, q))\|^2 \\ &\geq \frac{\underline{\lambda}}{4(\lambda_{\max}^A)^2} \|\psi(A\Gamma_A(\tilde{R}, q))\|^2 \\ &\geq \frac{\underline{\lambda}(\lambda_{\min}^A)^2}{4(\lambda_{\max}^A)^2} |\Gamma_A(\tilde{R}, q)|_I^2 (1 - |\Gamma_A(\tilde{R}, q)|_I^2 \cos^2(\phi_q)). \end{aligned}$$

with $\phi_q = \angle(\epsilon_q, \bar{A}\epsilon_q)$ and ϵ_q is the vector part of the unit quaternion corresponding to $\Gamma_A(\tilde{R}, q)$. However, in view of Lemma 4, one has $\Gamma_A(\tilde{R}, q) \notin \mathcal{S}_{\pi}$ for all $(\tilde{R}, q) \in \mathcal{F}$ where v is an eigenvector of \bar{A} which implies that ϵ_q can not align with $\bar{A}\epsilon_q$ when $|\Gamma_A(\tilde{R}, q)|_I^2 = 1$. This implies that

$$1 - |\Gamma_A(\tilde{R}, q)|_I^2 \cos^2(\phi_q) > 0,$$

during the flows of \mathcal{F} . On the other hand, in view of (59), the gradient of the potential function Φ_{V_A} satisfies (74). Therefore, in view of the above obtained results and using the result of Lemma 3, the result of Proposition 1 follows. ■

Proposition 1, with Lemma 4, provide several methods for the design of potential functions satisfying the conditions in Theorem 1. Each of the proposed potential functions can be used for the design of the hybrid attitude and gyro-bias observer presented in Subsection IV-A leading to global exponential stability results. This is summarised as follows:

Theorem 2. Consider the attitude kinematics (17) coupled with the observer (21)-(26) and let the potential function $\Phi(\tilde{R}, q)$ and the hysteresis gap δ be selected as in Proposition 1 and, accordingly, $\nabla \Phi(\tilde{R}, q)$ in (23) is determined from (73) or (74). Suppose that the angular velocity $\omega(t)$ is uniformly bounded. Then, the results of Theorem 1 hold.

Remark 2. The results of Corollary 1 and Corollary 2 can also be shown to hold when using the potential function $\Phi(\tilde{R}, q)$ and the hysteresis gap δ in Theorem 2.

Remark 3. Despite the fact that a similar stability result is guaranteed in all design cases D1 – D4, it is important to mention some differences between setting $\bar{\Phi} = \Phi_{U_A}$ or $\bar{\Phi} = \Phi_{V_A}$ (for any A in Lemma 4). These differences mainly reside on the parameters α_i , $i = 1, \dots, 4$, obtained in Proposition 1 in each case. For example, the scalar α_3 associated to Φ_{V_A}

is increased by a factor $1/(1 - \Phi_{U_A})$ compared to the one associated to Φ_{U_A} . It can be seen from (49) for instance that a change in α_3 will influence the convergence rate of the attitude estimation error.

C. Implementation of the Hybrid Observers using Inertial Measurements

The hybrid schemes described in the previous section depend explicitly on $\tilde{R} = R\hat{R}^{\top}$, and hence on R which is not directly measured. Note that it is possible to algebraically reconstruct the attitude matrix R from the available inertial measurements, described in Section III, using static attitude determination algorithms [1], [2]. The resulting estimation scheme can be seen as a filtering algorithm for the reconstructed attitude matrix. It is desirable in practice, however, to use directly the vector measurements in the estimation algorithm without reconstructing the rotation matrix. In our preliminary result [18], we have shown that the hybrid observer in Theorem 2, with the parameters selected according to the second design method D2, can be written using some new vectors defined as a combination of the measured inertial vectors. While the method in [18] is attractive in the sense that it allows for explicit expressions of the observer in terms of the newly defined vectors, it yet requires an important preconditioning process of the measured vectors (see [18, Lemma 2]).

In this section, we present explicit formulations of the proposed hybrid attitude and gyro-bias observers in Theorem 2 using directly the measurements of inertial vectors satisfying one of the following assumptions:

- A1. $n = 2$ non-collinear inertial vectors, a_1 and a_2 , are available for measurement.
- A2. $n \geq 3$ inertial vectors are available for measurement, and at least three of these vectors are non-collinear.

Let the matrix A be defined as

$$A = \sum_{i=1}^{n_A} \rho_i v_i v_i^{\top}, \quad (75)$$

for some $n_A \geq 1$, $\rho_i > 0$ and $v_i \in \mathbb{R}^3$, $i = 1, \dots, n_A$, to be determined, and let $\bar{A} := \text{tr}(A)I - A$. Define also the following quantities

$$\begin{aligned} \bar{\Phi} &= \frac{1}{4\lambda_{\max}^{\bar{A}}} \sum_{i=1}^{n_A} \rho_i \|w_i - \hat{R}^{\top} \bar{\mathfrak{R}} v_i\|^2, \\ \bar{\beta} &= \frac{1}{4\lambda_{\max}^{\bar{A}}} \hat{R}^{\top} \bar{\Theta} \hat{R} \sum_{i=1}^{n_A} \rho_i (w_i \times \hat{R}^{\top} \bar{\mathfrak{R}} v_i), \\ \bar{\mathfrak{R}} &= \mathcal{R}_Q(\sqrt{1 - \vartheta^2}, \vartheta \nu(q)) \\ \vartheta &= k \sum_{i=1}^{n_A} \rho_i \|w_i - \hat{R}^{\top} v_i\|^2 / 4\lambda_{\max}^{\bar{A}} \\ \bar{\Theta} &= \left(I + \frac{k \hat{R} \sum_{i=1}^{n_A} \rho_i (w_i \times \hat{R}^{\top} v_i) \nu(q)^{\top}}{\lambda_{\max}^{\bar{A}} \sqrt{1 - \vartheta^2}} \right) \end{aligned} \quad (76)$$

where the vectors w_i , $i = 1, \dots, n_A$, satisfy $w_i = R^{\top} v_i$. Our result in this subsection is given in the following theorem.

Theorem 3. Consider the four hybrid observers obtained from (21)-(26) with the potential function Φ , the index set \mathcal{Q} , the

Observer	$\Phi, \mathcal{Q}, \nu(\cdot), \delta$	Assumption	n_A	$\rho_i, \forall i$	v_i	w_i
I	D1	A1	3	1	$v_1 = \frac{a_1}{\ a_1\ }, v_2 = \frac{a_1 \times a_2}{\ a_1 \times a_2\ }$	$w_1 = \frac{b_1}{\ b_1\ }, w_2 = \frac{b_1 \times b_2}{\ b_1 \times b_2\ }$
II	D2				$v_3 = \frac{v_1 \times v_2}{\ v_1 \times v_2\ }$	$w_3 = \frac{w_1 \times w_2}{\ w_1 \times w_2\ }$
III	D3	A2	n	$\rho_i > 0$, such that $0 < \lambda_1^A < \lambda_2^A < \lambda_3^A$	a_i	b_i
IV	D4					

TABLE I: Parameters of the hybrid observers in Theorem 3.

map $\nu(\cdot)$, and the hysteresis gap δ being selected according to one of designs D1–D4 as specified in Table I, where Φ_{U_A} , Φ_{V_A} , Γ_A are given in (70) and (63)–(65). Also, let the matrix A used in (70) and (63) be defined as in (75) with v_i and ρ_i being given in Table I. Suppose also that the corresponding Assumption on the vector measurements (A1 or A2) is satisfied. Then, the terms $\Phi(\tilde{R}, q)$ and $\beta(\Phi(\tilde{R}, q))$ in (21)–(26) can be written in terms of the measured vectors, for each observer, as follows:

$$\text{Observer I and III: } \begin{cases} \Phi(\tilde{R}, q) = \bar{\Phi}, \\ \beta(\Phi(\tilde{R}, q)) = \bar{\beta}, \end{cases} \quad (77)$$

$$\text{Observer II and IV: } \begin{cases} \Phi(\tilde{R}, q) = 2(1 - \sqrt{1 - \bar{\Phi}}), \\ \beta(\Phi(\tilde{R}, q)) = \frac{\bar{\beta}}{\sqrt{1 - \bar{\Phi}}}, \end{cases} \quad (78)$$

where $\bar{\Phi}$, $\bar{\beta}$ are defined in (76) with the vectors w_i being selected as in Table I. In addition, each of the hybrid observers in Table I, when coupled with system (17), ensures the result of Theorem 1 provided that the angular velocity of the rigid body is uniformly bounded.

Proof: First, it should be noticed that the vectors v_i (respectively, w_i), for $i = 1, \dots, n_A$, defined in Table I depend directly on the known inertial vectors a_i (respectively, the measured vectors b_i), for $i = 1, \dots, n$. Therefore, the relation $w_i = R^\top v_i$ holds for all $i = 1, \dots, n_A$. Moreover, it can be verified that matrix A as defined in the theorem, with the parameters in Table I, is positive definite provided that the corresponding Assumption (A1 or A2 as specified in Table I) is satisfied. In fact, the three vectors v_i given in the two first rows in Table I form an orthonormal basis under Assumption A1, which implies that $A = \sum_{i=1}^3 v_i v_i^\top = I$ in this case. Also, it is easy to verify that $A = \sum_{i=1}^{n_A} \rho_i a_i a_i^\top$, for $n_A \geq 3$ and $\rho_i > 0$, is positive definite provided that Assumption A2 is verified. Therefore, matrix A can be shown to be positive definite for all the vectors v_i and w_i in Table (I). Consequently, one can deduce from (70) with (54), (59), and (63)–(64) that Φ_{U_A} and Φ_{V_A} are well defined.

Now, let us show that relation (77) holds for the positive-definite matrix A as defined in the theorem. Consider the smooth potential function U_A given in (54). Using the result in Lemma 2, one can easily deduce that

$$U_A(\tilde{R}) = \frac{1}{4\lambda_{\max}^A} \sum_{i=1}^{n_A} \rho_i \|w_i - \hat{R}^\top v_i\|^2, \quad (79)$$

$$\psi(\tilde{R}) = \frac{1}{2} \hat{R} \sum_{i=1}^{n_A} \rho_i (w_i \times \hat{R}^\top v_i), \quad (80)$$

where we used $\tilde{R} = R\hat{R}^\top$ and $w_i = R^\top v_i$, $i = 1, \dots, n_A$. It

can also be deduced from Lemma 2 and (70) with (63) that

$$\Phi_{U_A}(\tilde{R}, q) = \frac{1}{4\lambda_{\max}^A} \sum_{i=1}^{n_A} \rho_i \|w_i - \hat{R}^\top \mathfrak{R}_A(\tilde{R}, q) v_i\|^2, \quad (81)$$

$$\psi(\Gamma_A(\tilde{R}, q)) = \frac{1}{2} \mathfrak{R}_A(\tilde{R}, q)^\top \hat{R} \sum_{i=1}^{n_A} \rho_i (w_i \times \hat{R}^\top \mathfrak{R}_A(\tilde{R}, q) v_i), \quad (82)$$

with $\mathfrak{R}_A(\tilde{R}, q)$ given in (64). In addition, relations (23) with (73) can be used to show that

$$\beta(\Phi_{U_A}(\tilde{R}, q)) = \frac{1}{2\lambda_{\max}^A} \hat{R}^\top \Theta_A(\tilde{R}, q) \psi(A\Gamma(\tilde{R}, q)). \quad (83)$$

Then, (77) with (76) can be obtained by taking into account (64) and (69) with (79)–(82). It should be noted from Lemma 4 and (74) that

$$\beta(\Phi_{V_A}(\tilde{R}, q)) = \beta(\Phi_{U_A}(\tilde{R}, q)) \frac{1}{\sqrt{1 - \Phi_{U_A}(\tilde{R}, q)}}$$

is well defined on the flows of \mathcal{F} . In addition, one can verify from (76) and (79) that $\vartheta = kU_A(\tilde{R})$ which, together with (54), imply that $\vartheta^2 < 1$ holds under condition (65).

To show that the hybrid observers described in the theorem, with Table I, ensure the uniform global exponential stability result in Theorem 1, it is enough to verify the conditions of Theorem 1. Consider Observer I (respectively, Observer II) obtained from (21)–(26) with the parameters/Assumption in Table I along with relations (76)–(77). As mentioned above, matrix A in this case satisfies $A = I$, and therefore the choice of Φ , \mathcal{Q} , $\nu(\cdot)$ and δ in Table I, correspond to design method D1 (respectively, D2). Similarly, consider Observer III (respectively, Observer IV) from (21)–(26) with (76)–(77) and the parameters/Assumption in Table I. In addition to the fact that $A = \sum_{i=1}^{n_A} \rho_i a_i a_i^\top$ in this case is positive definite, it is possible always to select the weighting scalars $\rho_i > 0$ such that the eigenvalues of A are distinct. With such a choice, the parameters Φ , A , \mathcal{Q} , $\nu(\cdot)$ and δ correspond to design method D3 (respectively D4). Therefore, the result of the theorem can be shown, for each hybrid observer, using the results of Lemma 4, Proposition 1, and Theorem 1. The proof is complete. ■

Remark 4. Explicit formulation of the hybrid observers satisfying the results of Corollaries 1 and 2 can also be derived following the same lines in Theorem 3.

Theorem 3 provides explicit formulations of four hybrid attitude and gyro-bias observers, in terms of the available inertial vector measurements. It can be noticed from Table I that Observers I and II rely on a switching mechanism with

six configurations, whereas only two configurations are needed for Observers III and IV. Also, Observers I and II can be implemented as described in Theorem 3 in the case where only two inertial vector measurements b_1 and b_2 , satisfying A1, are available. In the situation where measurements of more than two inertial vectors are available, one can either opt to drop some measurements or consider a different method for the implementation of the corresponding observer in Theorem 2 using all the measured vectors. An example is the method in Lemma 2 in [18] mentioned earlier. Differently, Observers III and IV can be implemented using directly the $n \geq 3$ measurements of the inertial vectors satisfying A2. It is important to notice that this assumption A2 is only technical and does not exclude the case where measurements of only two inertial vectors, satisfying A1, are available, say b_1 and b_2 corresponding to the non-collinear inertial vectors a_1 and a_2 . In this case, one can always construct a third vector $b_3 = b_1 \times b_2$ which corresponds to the measurement of $a_3 = a_1 \times a_2$. The differences between Observers I and II (or Observers III and IV) mentioned in Remark 3 will be further studied through numerical examples.

In [5], an attitude observer of the form (21)-(22) has been proposed with an input β being selected as the sum of the vector-errors between the measured vectors b_i and their estimates $\hat{R}^\top a_i$, i.e., $\beta = \sum_{i=1}^n \rho_i (b_i \times \hat{R}^\top a_i)$. This smooth observer can be obtained from (77), with (76), by setting $k = 0$ and choosing the parameters corresponding to Observer III in Table I. As mentioned above, the corresponding hybrid attitude and gyro-bias observer (Observer III) employs a switching mechanism between two observer configurations. Each configuration is almost equivalent to the explicit attitude observer in [5] except that a factor proportional to $\bar{\Theta}$ (in (76)) is applied to the input β that is designed, in our case, based on the sum of vector-errors between the inertial measurements b_i and their estimates *perturbed* by the rotation matrix \mathfrak{R} (in (76)). A key feature here is that, as the estimation error gets small, the values of \mathfrak{R} and $\bar{\Theta}$ approach the identity and the proposed hybrid scheme, i.e., Observer III in Theorem 3, becomes identical to the attitude observer proposed in [5]. On the other hand, for extremely large attitude estimation errors the perturbation matrix \mathfrak{R} becomes significant to guarantee the necessary gap between the two configurations. A similar remark can be made in regards of the attitude observer in [5] (with an obvious modification related to the vector measurements) and hybrid Observer I in Theorem 3, which switches between six observer configurations.

V. SIMULATION RESULTS

In this section, we present numerical examples to validate our theoretical results. Consider system (17) with

$$\omega(t) = [0.5 \sin(0.1t), 0.7 \sin(0.2t + \pi), \sin(0.3t + \pi/3)]^\top$$

(rad/sec), and suppose that the measured angular velocity is given by (19) with the slowly varying bias

$$b_\omega(t) = (1 + 0.1 \cos(0.1t))[0.003, -0.005, 0.01]^\top.$$

We also consider measurements of two non-collinear inertial vectors given by $a_1 = [1, -1, 1]^\top/\sqrt{3}$ and $a_2 = [0, 0, 1]^\top$.

We implement all the proposed hybrid observers (21)-(26), with different choices of the potential function $\Phi(\hat{R}, q)$, with $\hat{b}_\omega(0) = 0$, $q(0) = 1$, $\gamma_P = 5$ and $\gamma_I = 10$. The projection operator for the bias estimation law is implemented with a parameter bound $\bar{b}_\omega = 0.1$. In all simulations, the selected initial attitude estimates $\hat{R}(0)$ lead to a large initial attitude estimation error $\hat{R}(0) = \mathcal{R}_Q(0, e_1)$, with $e_1 = (1, 0, 0)^\top$.

A. Example 1

We implement the two hybrid observers (Observer I and Observer II, referred to as HO_I and HO_{II}, respectively, in the figures below) presented in Theorem 3 with the vectors $\{v_1, v_2, v_3\}$ and $\{w_1, w_2, w_3\}$, as well as the parameters of the observers, being defined in Table I. The hysteresis gap of the hybrid switching mechanism is chosen as $\delta = 0.8\Delta_I(k)$, for Observer I, and $\delta = 0.8\Delta_{II}(k)$ for the Observer II, where the gain k is selected in both cases as $k = 0.95/\sqrt{5}$ such that condition (65) is satisfied.

For comparison purposes, we also implement the following attitude observer (that we refer to as Observer SO_I standing for smooth observer I)

$$\dot{\hat{R}} = \hat{R} [\omega^y - \hat{b}_\omega + \gamma_P \beta]_\times, \quad \hat{R}(0) \in SO(3), \quad (84)$$

$$\dot{\hat{b}}_\omega = \text{Proj}(-\gamma_I \beta, \hat{b}_\omega), \quad \hat{b}_\omega(0) \in \mathbb{R}^3, \quad (85)$$

$$\beta = \frac{1}{4} \hat{R}^\top \psi(\tilde{R}) = \frac{1}{8} \sum_{i=1}^3 w_i \times \hat{R}^\top v_i, \quad (86)$$

which is inspired by the attitude observer proposed in [5]. As mentioned above, this smooth attitude observer can be obtained from the hybrid observer (Observer I) by setting $k = 0$.

The obtained results in this example are given in Figs. 1-2 showing, respectively, the attitude estimation error $|\hat{R}|_I^2$ and the bias estimation error $\|\hat{b}_\omega\|$. It can be seen from these figures that both hybrid attitude and gyro-bias observers ensure faster convergence of the estimation errors as compared to the traditional smooth observer (84)-(23) despite the large initial attitude estimation error. Also, as mentioned in Remark 3, the hybrid observer (Observer II) shows better performance (in terms of convergence) as compared to Observer I due to the nature of the potential function used in the design of each observer.

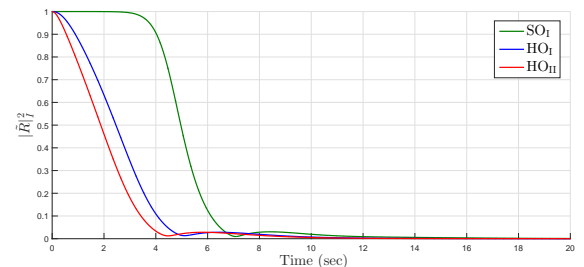


Fig. 1: Example 1. Attitude estimation error.

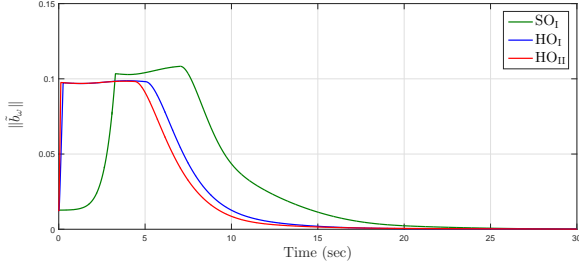


Fig. 2: Example 1. Bias estimation error.

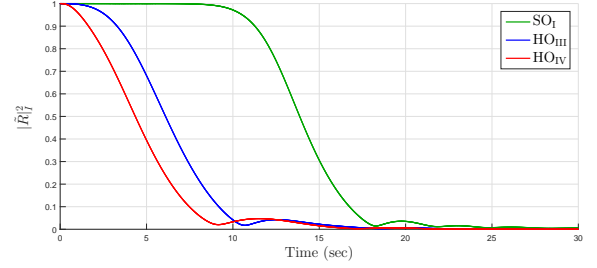


Fig. 3: Example 2. Attitude estimation error.

B. Example 2

In this second example, we implement the two hybrid observers (Observer III and Observer IV, referred to as HO_{III} and HO_{IV} in the figures below) given in Theorem 3 with the vectors $w_1 = b_1$ and $v_1 = a_1$ and the other observer parameters defined in Table I. Since only two vector measurements are assumed to be available, we construct a third vector $b_3 = b_1 \times b_2$ associated to the inertial vector $a_3 = a_1 \times a_2$ such that Assumption A2 is satisfied. Accordingly, we consider the matrix $A = \sum_{i=1}^{n_3} \rho_i v_i v_i^\top$ with $\rho_1 = 1, \rho_2 = 3$ and $\rho_3 = 1$. Note that the eigenvalues and eigenvectors of A are used to determine the parameters of the hybrid observers in this example as presented in the design methods D3 and D4 in Lemma 4. Similarly to the previous example, we select the hysteresis gap of the hybrid switching mechanism as $\delta = 0.8\Delta_{III}(k)$, for Observer III, and $\delta = 0.8\Delta_{IV}(k)$ for Observer IV, where the gain k is selected as above so that condition (65) is verified.

We also implement the following smooth attitude observer (that we refer to as SO_{II}) for comparison purposes

$$\dot{\hat{R}} = \hat{R} \left[\omega^y - \hat{b}_\omega + \gamma_P \beta \right]_\times, \quad \hat{R}(0) \in SO(3), \quad (87)$$

$$\dot{\hat{b}}_\omega = \text{Proj} \left(-\gamma_I \beta, \hat{b}_\omega \right), \quad \hat{b}_\omega(0) \in \mathbb{R}^3, \quad (88)$$

$$\beta = \frac{1}{4\lambda_{\max}^A} \sum_{i=1}^3 \rho_i (b_i \times \hat{R}^\top a_i), \quad (89)$$

which is also inspired by [5] and [28], and obtained from Observer III in Theorem 3 by setting $k = 0$.

The obtained results are given in Figs. 3-4. Similarly to the previous example, one can deduce from these figures that Observer IV exhibits faster convergence as compared to Observer III, and both hybrid observers ensure better performance (in terms of convergence speed) as compared to the smooth estimation algorithm (87)-(89).

VI. CONCLUSION

Nonlinear hybrid attitude and gyro-bias observers, leading to global exponential stability results, have been proposed. These observers rely on gyro and inertial vector measurements without the need for the reconstruction of the rotation matrix. Different sets of potential functions have been designed via an appropriate angular warping transformation applied to some smooth and non-smooth potential functions on $SO(3)$. These sets of potential functions are the backbones for the

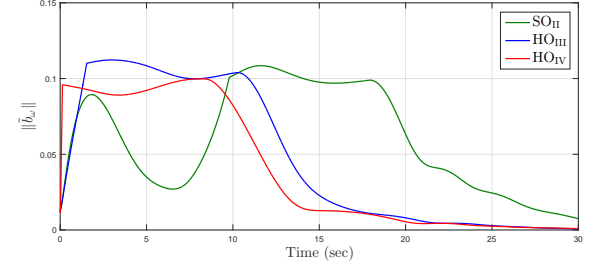


Fig. 4: Example 2. Bias estimation error.

switching mechanisms involved in the four proposed hybrid observers. Numerical examples have been given to illustrate the performance of the proposed hybrid observers as compared to smooth (non-hybrid) observers, inspired from the literature in the case of large initial attitude estimation errors.

APPENDIX

A. Proof of Lemma 1

Now, let $Q = (\eta, \epsilon) \in \mathbb{Q}$ be the quaternion representation of the attitude matrix R . Using the Rodrigues formula (4) one obtains

$$\text{tr}(A(I - R)) = \text{tr}(A(-2[\epsilon]_\times^2 - 2\eta[\epsilon]_\times)) = -2\text{tr}(A[\epsilon]_\times^2),$$

where we used $\text{tr}(A[\epsilon]_\times) = \langle \langle A, [\epsilon]_\times \rangle \rangle = 0$ since A is symmetric. Also, using $[\epsilon]_\times^2 = -\|\epsilon\|^2 I + \epsilon\epsilon^\top$ and $\epsilon^\top A \epsilon = \text{tr}(A\epsilon\epsilon^\top)$, one obtains

$$\text{tr}(A(I - R)) = 2\text{tr}(\epsilon^\top \epsilon A - A\epsilon\epsilon^\top) = 2\epsilon^\top \bar{A}\epsilon.$$

Again, in view of (4) and the fact that $[\epsilon]_\times^2 = -\|\epsilon\|^2 I + \epsilon\epsilon^\top$, one has

$$\begin{aligned} \mathbb{P}_a(AR) &= \frac{1}{2}(AR - R^\top A) \\ &= A\epsilon\epsilon^\top - \epsilon\epsilon^\top A + \eta A[\epsilon]_\times + \eta[\epsilon]_\times A \\ &= [\epsilon \times A\epsilon]_\times + \eta[\bar{A}\epsilon]_\times, \end{aligned}$$

where equalities $yx^\top - xy^\top = [x \times y]_\times$ and $A^\top[x]_\times + A[x]_\times = \text{tr}(A)[x]_\times$, for all $x, y \in \mathbb{R}^3$, have been used. Consequently, one obtains

$$\psi(AR) = \epsilon \times A\epsilon + \eta\bar{A}\epsilon = (\eta I - [\epsilon]_\times)\bar{A}\epsilon.$$

Therefore,

$$\begin{aligned}\|\psi(AR)\|^2 &= \epsilon^\top \bar{A}(\eta I + [\epsilon]_\times)(\eta I - [\epsilon]_\times) \bar{A} \epsilon \\ &= \epsilon^\top \bar{A}(\eta^2 I - [\epsilon]_\times^2) \bar{A} \epsilon \\ &= \epsilon^\top \bar{A}(I - \epsilon \epsilon^\top) \bar{A} \epsilon \\ &= \epsilon^\top \bar{A}^2 \epsilon (1 - \|\epsilon\|^2 \cos^2(\phi)),\end{aligned}$$

where the facts that $[\epsilon]_\times^2 = -\|\epsilon\|^2 I + \epsilon \epsilon^\top$, $\eta^2 + \epsilon^\top \epsilon = 1$ and $\epsilon^\top \bar{A} \epsilon = \|\epsilon\| \|\bar{A} \epsilon\| \cos(\phi)$ with $\phi = \angle(\epsilon, \bar{A} \epsilon)$, have been used. Along the trajectories of $\dot{R} = R[\omega]_\times$, one has

$$\begin{aligned}\frac{d}{dt} [\mathbb{P}_a(R)]_\otimes &= \frac{1}{2} [R[\omega]_\times + [\omega]_\times R^\top]_\otimes, \\ &= \frac{1}{2} [\text{tr}(R)I - R^\top] \omega \triangleq E_0(R) \omega,\end{aligned}$$

where we used $M[u]_\times + [u]_\times M^\top + [M^\top u]_\times = \text{tr}(M)[u]_\times$, for all $M \in \mathbb{R}^{3 \times 3}$ and $u \in \mathbb{R}^3$. Let $v \in \mathbb{R}^3$ and $R \in SO(3)$, one has

$$\begin{aligned}v^\top [I - E_0(R)]v &= v^\top \left(I - \frac{1}{2} (\text{tr}(R)I - R^\top) \right) v \\ &= (1 - \frac{1}{2} \text{tr}(R)) \|v\|^2 + \frac{1}{2} v^\top R^\top v \\ &\leq (1 - \frac{1}{2} \text{tr}(R)) \|v\|^2 + \frac{1}{2} \|v\|^2 \\ &= \frac{1}{2} \text{tr}(I - R) \|v\|^2,\end{aligned}$$

and (11) follows by the fact that $|R|_F^2 = \text{tr}(I - R)/4$. Moreover, one has

$$\begin{aligned}\|E_0(R)\|_F^2 &= \text{tr}(E_0(R)^\top E_0(R)) \\ &= \frac{1}{4} \text{tr}((1 + \text{tr}^2(R))I - \text{tr}(R)(R + R^\top)) \\ &= \frac{1}{4} (3 + \text{tr}^2(R)) \leq 3,\end{aligned}$$

where the fact that $\text{tr}(R) \leq 3$ for all $R \in SO(3)$ has been used to obtain the last inequality.

B. Proof of Lemma 2

Making use of $u^\top A u = \text{tr}(u u^\top A)$, one has

$$\begin{aligned}\sum_{i=1}^n \rho_i \|R^\top v_i - P^\top v_i\|^2 &= \sum_{i=1}^n \rho_i v_i^\top (I - P R^\top)(I - R P^\top) v_i \\ &= \sum_{i=1}^n \rho_i \text{tr}(v_i v_i^\top (I - R P^\top)) \\ &= 4 \lambda_{\max}^A U_A(R P^\top).\end{aligned}$$

Furthermore, one has

$$\begin{aligned}\mathbb{P}_a(ARP^\top) &= \frac{1}{2} \sum_{i=1}^n \rho_i (v_i v_i^\top R P^\top - P R^\top v_i v_i^\top) \\ &= \frac{1}{2} \sum_{i=1}^n \rho_i P (P^\top v_i v_i^\top R - R^\top v_i v_i^\top P) P^\top \\ &= \frac{1}{2} \sum_{i=1}^n \rho_i [P(R^\top v_i \times P^\top v_i)]_\times, \quad (\text{A-1})\end{aligned}$$

where we used the following property (see [19]):

$$R[yx^\top - xy^\top]R^\top = R[x \times y]_\times R^\top = [R(x \times y)]_\times.$$

Taking the $[\cdot]_\otimes$ operator on both sides of (A-1) yields (14).

C. Proof of Lemma 3

Let (η, ϵ) and (η_q, ϵ_q) be, respectively, the unit quaternion representation of \tilde{R} and $\Gamma_A(\tilde{R}, q)$. Using (63)-(64) and (5)-(6), one can deduce that

$$\epsilon_q = k\eta U_A(\tilde{R})\nu(q) + \sqrt{1 - k^2 U_A^2(\tilde{R})} \epsilon + k U_A(\tilde{R})[\epsilon]_\times \nu(q). \quad (\text{A-2})$$

Taking the norm square of ϵ_q , equality (63) yields

$$\begin{aligned}\|\epsilon_q\|^2 &= k^2 \eta^2 U_A^2(\tilde{R}) + (1 - k^2 U_A^2(\tilde{R})) \|\epsilon\|^2 + \\ &\quad k^2 U_A^2(\tilde{R}) \|\epsilon\|^2 \sin^2(\varphi_q) + \\ &\quad 2k\eta \|\epsilon\| U_A(\tilde{R}) \sqrt{1 - k^2 U_A^2(\tilde{R})} \cos(\varphi_q),\end{aligned}$$

where φ_q is the angle between ϵ and $\nu(q)$. In view of (54) and (8), one has $U_A(\tilde{R}) \leq \|\epsilon\|^2$. Also since $\|\epsilon\| \in [0, 1]$, one has $|\eta| \cdot \|\epsilon\| = \|\epsilon\| \sqrt{1 - \|\epsilon\|^2} \leq 1/2$. It follows that

$$\|\epsilon_q\|^2 \leq \|\epsilon\|^2 [1 + k + k^2/4]. \quad (\text{A-3})$$

Moreover, in view of (65) and the fact that $U_A(\tilde{R}) \leq 1$, one has $k U_A(\tilde{R}) < 1/\sqrt{2}$ and therefore

$$\begin{aligned}\|\epsilon_q\|^2 &\geq \|\epsilon\|^2 [1 - k^2 U_A^2(\tilde{R}) - k U_A(\tilde{R}) \sqrt{1 - k^2 U_A^2(\tilde{R})}] \\ &\geq \|\epsilon\|^2 [1 - k^2 - k \sqrt{1 - k^2}], \quad (\text{A-4})\end{aligned}$$

where the fact that the scalar function $1 - x^2 - x\sqrt{1 - x^2}$ is decreasing on the interval $x \in [0, 1/\sqrt{2}]$ has been used to obtain the last inequality. Now, in view of (54), (8), (A-3), (A-4) and the fact that $|\tilde{R}|_F^2 = \text{tr}(I - \tilde{R})/4 = \|\epsilon\|^2$, the result of Lemma 3 follows.

D. Proof of Lemma 4

We prove the result of Lemma 4 for each design case.

Case of DI: Let $\Phi = \Phi_{U_A}$ with $A = I$ and $\mathcal{Q} = \{1, \dots, 6\}$. Suppose that $\Gamma_A(\tilde{R}, q) \in S_\pi$ for $(\tilde{R}, q) \in SO(3) \times \mathcal{Q}$. Define $Q = (\eta, \epsilon)$, $Q_q = (\eta_q, \epsilon_q)$ and $Q_p = (\eta_p, \epsilon_p)$ as the unit quaternion representation of the rotation matrices \tilde{R} , $\Gamma_A(\tilde{R}, q)$ and $\Gamma_A(\tilde{R}, p)$, respectively, for some $p \in \mathcal{Q}$.

Making use of the quaternion product rule (5) and (6), and the definition of the map Γ_A in (63)-(64), one has

$$\eta_q = \eta \sqrt{1 - k^2 U_A^2(\tilde{R})} - k U_A(\tilde{R}) \epsilon^\top \nu(q), \quad (\text{A-5})$$

$$\eta_p = \eta \sqrt{1 - k^2 U_A^2(\tilde{R})} - k U_A(\tilde{R}) \epsilon^\top \nu(p). \quad (\text{A-6})$$

On the other hand, since $\Gamma_A(\tilde{R}, q) \in S_\pi$ one has, in view of (7)-(8), $U_A(\Gamma_A(\tilde{R}, q)) = \|\epsilon_q\|^2 = 1$ and hence $\eta_q = 0$. Consequently, it follows from (A-6) that

$$\begin{aligned}\eta_p &= k U_A(\tilde{R}) \epsilon^\top \nu(q) - k U_A(\tilde{R}) \epsilon^\top \nu(p) \\ &= k U_A(\tilde{R}) \epsilon^\top (\nu(q) - \nu(p)).\end{aligned}$$

Also, it can be verified, using (7)-(8), that $U_A(\tilde{R}) = \|\epsilon\|^2$, which yields

$$\eta_p = k \|\epsilon\|^3 (\cos(\vartheta(q)) - \cos(\vartheta(p))), \quad (\text{A-7})$$

where the fact that $\nu(q)^\top \epsilon = \|\epsilon\| \cos(\vartheta(q))$, such that $\vartheta(q) = \angle(\nu(q), \epsilon)$, has been used. On the other hand, in view of (A-5) and the fact that $\eta_q = 0$ and $U_A(\tilde{R}) = \|\epsilon\|^2$, one obtains

$$\sqrt{1 - \|\epsilon\|^2} \sqrt{1 - k^2 \|\epsilon\|^4} = \|\epsilon\|^3 |\cos(\vartheta(q))|,$$

where $|\eta| = \sqrt{1 - \|\epsilon\|^2}$ has been used. Squaring both sides of the above equation, it follows that $1 - \|\epsilon\|^2 = k^2 \|\epsilon\|^4 (1 - \sin^2(\vartheta(q)) \|\epsilon\|^2)$ which results in the quadratic inequality

$$1 - \|\epsilon\|^2 - k^2 \|\epsilon\|^2 \leq 0,$$

where $\|\epsilon\|^2 \in [0, 1]$. This inequality has a solution satisfying

$$\|\epsilon\|^2 \geq \frac{-1 + \sqrt{1 + 4k^2}}{2k^2}. \quad (\text{A-8})$$

Besides, since $\nu(q+3) = -\nu(q+3)$, it follows that $\vartheta(q+3) = \pi + \vartheta(q)$ for all $q \in \mathcal{Q}$. Consequently, using relation

$$\max_y \{|x+y|, |x-y|\} = |x| + \max_y |y|,$$

one can show that

$$\begin{aligned} & \max_{p \in \mathcal{Q}} |\cos(\vartheta(q)) - \cos(\vartheta(p))| \\ &= \max_{p \in \{1,2,3\}} \left\{ |\cos(\vartheta(q)) - \cos(\vartheta(p))|, |\cos(\vartheta(q)) + \cos(\vartheta(p))| \right\} \\ &= |\cos(\vartheta(q))| + \max_{p \in \{1,2,3\}} |\cos(\vartheta(p))| \geq \frac{1}{\sqrt{3}} \end{aligned}$$

where the fact that

$$\sum_{p=1}^3 \cos^2(\vartheta(p)) = 1 \leq 3 \max_{p \in \mathcal{Q}} |\cos(\vartheta(p))|^2,$$

has been used due to the orthogonality of $\{\nu(1), \nu(2), \nu(3)\}$. Consequently, in view of (A-7) and (A-8) and the above result, one obtains

$$\max_{p \in \mathcal{Q}} |\eta_p|^2 \geq \frac{[-1 + \sqrt{1 + 4k^2}]^3}{24k^4},$$

Therefore, it can be shown that, for all $\Gamma_A(\tilde{R}, q) \in S_\pi$, the following holds

$$\begin{aligned} U_A(\Gamma_A(\tilde{R}, q)) - \min_{p \in \mathcal{Q}} U_A(\Gamma_A(\tilde{R}, p)) &= \|\epsilon_q\|^2 - \min_{p \in \mathcal{Q}} \|\epsilon_p\|^2 \\ &= 1 - \min_{p \in \mathcal{Q}} (1 - \eta_p^2) \\ &= \max_{p \in \mathcal{Q}} \eta_p^2 \geq \Delta_I(k) > \delta. \end{aligned}$$

As a result, one can conclude that if $\Gamma_A(\tilde{R}, q) \in S_\pi$ then $(\tilde{R}, q) \notin \mathcal{F}$. By contraposition, for all $(\tilde{R}, q) \in \mathcal{F}$, one has $\Gamma_A(\tilde{R}, q) \notin S_\pi$.

Case of D2: Let $\Phi = \Phi_{V_A}$ with $A = I$ and $\mathcal{Q} = \{1, \dots, 6\}$. Since $A = I$, the set of all eigenvectors of A is identified by $\mathcal{E}(A) = \mathbb{S}^2$. Moreover, following similar steps as in the proof of D1, and for all $\Gamma_A(\tilde{R}, q) \in S_\pi$, one has

$$\begin{aligned} & V_A(\Gamma_A(\tilde{R}, q)) - \min_{p \in \mathcal{Q}} V_A(\Gamma_A(\tilde{R}, p)) \\ &= 2 - \min_{p \in \mathcal{Q}} 2[1 - \sqrt{1 - \|\epsilon_p\|^2}] \\ &= 2 \max_{p \in \mathcal{Q}} |\eta_p| \geq 2\sqrt{\Delta_I(k)} = \Delta_{II}(k) > \delta. \end{aligned}$$

It follows that if $\Gamma_A(\tilde{R}, q) \in S_\pi$ then $(\tilde{R}, q) \notin \mathcal{F}$. It follows, by contraposition, that for all $(\tilde{R}, q) \in \mathcal{F}$, one has $\Gamma_A(\tilde{R}, q) \notin S_\pi$.

Case of D3: In [13], we have shown that the function Φ_{U_A} with the parameters selected as in D3 satisfies:

$$U_A(\Gamma_A(\tilde{R}, q)) - \min_{p \in \mathcal{Q}} U_A(\Gamma_A(\tilde{R}, p)) \geq \Delta_{III}(A, k), \quad (\text{A-9})$$

for all (\tilde{R}, q) satisfying $\Gamma_A(\tilde{R}, q) = \mathcal{R}_Q(0, v)$ where v is an eigenvector of A . Since $0 < \delta < \Delta_{III}(A, k)$, it is clear that the set where $\Gamma_A(\tilde{R}, q) = \mathcal{R}_Q(0, v)$ lies entirely in the jump set \mathcal{J} . Hence, the attitude $\Gamma_A(\tilde{R}, q)$ can not be equal to $\mathcal{R}_Q(0, v)$ for any $v \in \mathbb{S}^2$ (eigenvector of A) during the flows of \mathcal{F} .

Case of D4: Let (\tilde{R}, q) satisfying $\Gamma_A(\tilde{R}, q) = \mathcal{R}_Q(0, v)$ where v is an eigenvector of A , or equivalently $\Gamma_A(\tilde{R}, q) \in S_\pi$. In view of (A-9) and using the fact that $\xi \leq U_A(\mathcal{R}_Q(0, v)) \leq 1$, one can conclude that

$$\begin{aligned} & U_A(\Gamma_A(\tilde{R}, q)) - \min_{p \in \mathcal{Q}} U_A(\Gamma_A(\tilde{R}, p)) \\ &\geq \Delta_{III}(A, k) \\ &= \Delta_{IV}(A, k)^2/4 + \Delta_{IV}(A, k)\sqrt{1 - \xi} \\ &\geq \Delta_{IV}(A, k)^2/4 + \Delta_{IV}(A, k)\sqrt{1 - U_A(\Gamma_A(\tilde{R}, q))}, \end{aligned}$$

Hence, by completing the squares, one obtains

$$\begin{aligned} & \max_{p \in \mathcal{Q}} \sqrt{1 - U_A(\Gamma_A(\tilde{R}, p))} - \sqrt{1 - U_A(\Gamma_A(\tilde{R}, q))} \\ &\geq \Delta_{IV}(A, k)/2, \end{aligned}$$

or equivalently

$$V_A(\Gamma_A(\tilde{R}, q)) - \min_{p \in \mathcal{Q}} V_A(\Gamma_A(\tilde{R}, p)) \geq \Delta_{IV}(A, k).$$

Hence, if $\delta < \Delta_{IV}(A, k)$ then it is obvious that the set where $\Gamma_A(\tilde{R}, q) = \mathcal{R}_Q(0, v)$ lies entirely in the jump set \mathcal{J} .

Now, let us show that $\mathcal{F} \subseteq \mathcal{D}$ for all the cases. For D1 and D3, the potential function $\Phi = \Phi_{U_A}$ is differentiable on all $SO(3) \times \mathcal{Q}$ due to the fact that U_A is smooth on $SO(3)$ and the transformation Γ_A is differentiable everywhere as shown in Lemma 3. Thus, $\mathcal{F} \subseteq \mathcal{D} = SO(3) \times \mathcal{Q}$ holds. The potential function Φ_{V_A} , however, is differentiable on the set

$$\mathcal{D} = \{(\tilde{R}, q) \in SO(3) \times \mathcal{Q} \mid \Phi_{U_A}(\tilde{R}, q) \neq 1\}.$$

Let $(\tilde{R}, q) \in SO(3) \times \mathcal{Q}$ such that $\Gamma_A(\tilde{R}, q) \in S_\pi$. Hence, one has

$$\Phi_{U_A}(\tilde{R}, q) = U_A(\Gamma(\tilde{R}, q)) = U_A(\mathcal{R}_Q(0, v)) = 1,$$

for some $v \in \mathbb{S}^2$. Consequently, in this case $(\tilde{R}, q) \notin \mathcal{D}$. Therefore, since $\Gamma_A(\tilde{R}, q) \notin S_\pi$ is guaranteed during the flows of \mathcal{F} one has $\mathcal{F} \subseteq \mathcal{D}$.

REFERENCES

- [1] M. D. Shuster and S. D. Oh, "Three-axis attitude determination from vector observations," *Journal of Guidance and Control*, vol. 4, pp. 70–77, 1981.
- [2] F. Markley, "Attitude determination using vector observations and the singular value decomposition," *Journal of the Astronautical Sciences*, vol. 36, pp. 245–258, 1988.
- [3] —, "Attitude error representations for kalman filtering," *Journal of Guidance, Control, and Dynamics*, vol. 63, no. 2, pp. 311–317, 2003.
- [4] J. Crassidis, F. Markley, and Y. Cheng, "Survey of nonlinear attitude estimation methods," *Journal of Guidance Control and Dynamics*, vol. 30, no. 1, p. 12, 2007.

- [5] R. Mahony, T. Hamel, and J.-M. Pfimlin, "Nonlinear complementary filters on the special orthogonal group," *IEEE Transactions on Automatic Control*, vol. 53, no. 5, pp. 1203–1218, June 2008.
- [6] A. Tayebi and S. McGilvray, "Attitude stabilization of a vtol quadrotor aircraft," *IEEE Transactions on Control Systems Technology*, vol. 14, no. 3, pp. 562–571, 2006.
- [7] S. P. Bhat and D. S. Bernstein, "A topological obstruction to continuous global stabilization of rotational motion and the unwinding phenomenon," *Systems & Control Letters*, vol. 39, pp. 63–70, 2000.
- [8] T. Lee, "Exponential stability of an attitude tracking control system on $SO(3)$ for large-angle rotational maneuvers," *Systems & Control Letters*, vol. 61, no. 1, pp. 231–237, 2012.
- [9] D. E. Zlotnik and J. R. Forbes, "Nonlinear estimator design on the special orthogonal group using vector measurements directly," *IEEE Transactions on Automatic Control*. DOI 10.1109/TAC.2016.2547222, 2015.
- [10] C. G. Mayhew and A. R. Teel, "Hybrid control of rigid-body attitude with synergistic potential functions," in *American Control Conference*, 2011, pp. 287–292.
- [11] T. Lee, "Global exponential attitude tracking controls on $SO(3)$," *IEEE Transactions on Automatic Control*, vol. PP, no. 99, pp. 1–1, 2015.
- [12] S. Berkane and A. Tayebi, "On the design of synergistic potential functions on $SO(3)$," in *the 54th IEEE Conference on Decision and Control, Osaka, Japan.*, vol. 1, 2015, pp. 270–275.
- [13] —, "Construction of synergistic potential functions on $SO(3)$ with application to velocity-free hybrid attitude stabilization," *IEEE Transactions on Automatic Control (to appear)*. Full version available online at *arXiv preprint arXiv:1502.07386v4*, 2015.
- [14] E. K. Tse-Huai Wu and T. Lee, "Globally asymptotically stable attitude observer on $SO(3)$," in *Conference on Decision and Control (CDC)*, 2015. IEEE, 2015, pp. 2164–2168.
- [15] P. Batista, C. Silvestre, and P. Oliveira, "Sensor-based globally asymptotically stable filters for attitude estimation: Analysis, design, and performance evaluation," *IEEE Transactions on Automatic Control*, vol. 57, no. 8, pp. 2095–2100, 2012.
- [16] —, "Globally exponentially stable cascade observers for attitude estimation," *Control Engineering Practice*, vol. 20, no. 2, p. 14817155, 2012.
- [17] S. Berkane, A. Abdessameud, and A. Tayebi, "Global exponential stabilization on $SO(3)$ via hybrid feedback," *Submitted to Automatica*. An online version is available at *arXiv:1502.07386 [math.OC]*, 2015.
- [18] —, "Global hybrid attitude estimation on the special orthogonal group $SO(3)$," in *the 2016 IEEE American Control Conference, Boston, USA (to appear).*, 2016.
- [19] M. Shuster, "A survey of attitude representations," *The Journal of the Astronautical Sciences*, vol. 41, no. 4, pp. 439–517, 1993.
- [20] R. Goebel and A. Teel, "Solutions to hybrid inclusions via set and graphical convergence with stability theory applications," *Automatica*, vol. 42, pp. 573–587, 2006.
- [21] R. Goebel, R. G. Sanfelice, and A. R. Teel, "Hybrid dynamical systems," *IEEE Control Systems Magazine*, vol. 29, no. 2, pp. 28–93, 2009.
- [22] A. Teel, F. Forni, and L. Zaccarian, "Lyapunov-based sufficient conditions for exponential stability in hybrid systems," *IEEE Transactions on Automatic Control*, vol. 58, no. 6, pp. 1591–1596, 2013.
- [23] R. G. Sanfelice, R. Goebel, and A. R. Teel, "Invariance principles for hybrid systems with connections to detectability and asymptotic stability," *IEEE Transactions on Automatic Control*, vol. 52, no. 12, pp. 2282–2297, 2007.
- [24] R. Marino and P. Tomei, "Robust adaptive state-feedback tracking for nonlinear systems," *IEEE Transactions on Automatic Control*, vol. 43, no. 1, pp. 84–89, 1998.
- [25] D. E. Koditschek, "Application of a new Lyapunov function to global adaptive attitude tracking," in *Proceedings of the 27th Conference on Decision and Control, Austin, Texas.*, 1988.
- [26] A. Sanyal, A. Fosbury, N. Chaturvedi, and D. Bernstein, "Inertia-free spacecraft attitude tracking with disturbance rejection and almost global stabilization," *Journal of Guidance, Control, Dynamics*, vol. 32, no. 4, pp. 1167–1178, 2009.
- [27] A. Saccon, J. Hauser, and A. Aguiar, "Exploration of kinematic optimal control on the Lie group $SO(3)$," in *8th IFAC Symposium on Nonlinear Control Systems*, 2010.
- [28] H. F. Grip, T. Fossen, T. A. Johansen, A. Saberi *et al.*, "Attitude estimation using biased gyro and vector measurements with time-varying reference vectors," *IEEE Transactions on Automatic Control*, vol. 57, no. 5, pp. 1332–1338, 2012.