

RED, ROUGH, FAST, AND PERTURBED: NEW HORIZONS OBSERVATIONS OF KBO (15810) 1994 JR₁ FROM THE KUIPER BELT

SIMON B. PORTER¹, JOHN R. SPENCER¹, SUSAN BENECHCHI², ANNE VERBISCHER³, AMANDA M. ZANGARI¹, H. A. WEAVER⁴,
TOD R. LAUER⁵, ALEX H. PARKER¹, MARC W. BUIE¹, ANDREW F. CHENG⁴, LESLIE A. YOUNG¹, CATHY B. OLKIN¹,
KIMBERLY ENNICO⁶, S. ALAN STERN¹, AND THE NEW HORIZONS SCIENCE TEAM

¹Southwest Research Institute, Boulder, CO, porter@boulder.swri.edu

²Planetary Science Institute, Tucson, AZ

³University of Virginia, Charlottesville, VA

⁴Johns Hopkins Applied Physics Laboratory, Laurel, MD

⁵National Optical Astronomy Observatory, Tucson, AZ

⁶NASA Ames Research Center, Moffett Field, CA

ABSTRACT

The 3:2 resonant KBO (15810) 1994 JR₁ was observed by NASA’s New Horizons spacecraft on November 2, 2015 from a distance of 1.85 AU, and again on April 7, 2016 from a distance of 0.71 AU. Acquired using the LONG Range Reconnaissance Imager (LORRI), these were the first close observations of any KBO other than Pluto, and the first ever of a small KBO. Combining ground-based and HST observations at small phase angles and the LORRI observations at higher phase angles, we produced the first disk-integrated solar phase curve of a typical KBO from $\alpha=0.6\text{--}58^\circ$. Observations at these geometries, attainable only from a spacecraft in the outer Solar System, constrain surface properties such as macroscopic roughness and the single particle phase function. 1994 JR₁ has a rough surface with a $37\pm5^\circ$ mean topographic slope angle and has a relatively rapid rotation period of 5.47 ± 0.33 hours. 1994 JR₁ is currently 2.7 AU from Pluto; our astrometric points enable high-precision orbit determination and integrations which show that it comes this close to Pluto every 2.4 million years, causing Pluto to perturb 1994 JR₁. During the November spacecraft observation, the KBO was simultaneously observed using the Hubble Space Telescope in two colors, confirming its very red spectral slope. These observations have laid the groundwork for numerous potential future distant KBO observations in the proposed New Horizons-Kuiper Belt Extended Mission.

Keywords: Kuiper belt: general — Kuiper belt objects: individual (15810) — space vehicles

1. INTRODUCTION

NASA’s *New Horizons* spacecraft launched on January 19, 2006, flew past Jupiter to obtain a gravity assist in February 2007, and passed within 13,700 km of Pluto on July 14, 2015 (Stern et al. 2015). The 2003 planetary science decadal survey “New Frontiers in the Solar System” (Space Studies Board 2003) recommended that a “Kuiper Belt-Pluto Explorer” (which became *New Horizons*) investigate several KBOs (Kuiper Belt Objects), and that the value of those investigations would be increased with commensurately with the number of KBO observed.

After the Pluto flyby, NASA approved a thruster burn sequence to redirect *New Horizons* to 2014 MU₆₉, with the final burn on November 4, 2015. This trajectory allows the spacecraft to reach 2014 MU₆₉ on January 1, 2019 (Porter et al. 2015). However this flyby will only occur if NASA approves an extended mission for

New Horizons. In addition to the 2014 MU₆₉ flyby, the proposed extended mission also includes distant observations of about 20 KBOs at viewing geometries impossible from the Earth, allowing close satellite and ring searches, measurement of surface properties, and precision orbit determination¹.

(15810) 1994 JR₁ (hereafter JR₁) is a Kuiper Belt Object in a 3:2 mean motion resonance with Neptune. It was discovered in 1994 with the Issac Newton Telescope at the Roque de los Muchachos Observatory (Irwin et al. 1995), making it the 13th KBO discovered (including Pluto-Charon) and the first resonant KBO after Pluto with a multi-year arc (Marsden 1996). Its proximity to Pluto (2.7 AU currently) led de la Fuente

¹ http://pluto.jhuapl.edu/News-Center/PI-Perspectives.php?page=piPerspective_04_14_2016

Marcos & de la Fuente Marcos (2012) to propose that JR1 could be a quasi-satellite of Pluto (an object that spends an extended amount of time close to Pluto, but is not gravitationally bound), though this finding was uncertain given the quality of orbit determination.

Here we present new observations of JR1 obtained with *New Horizons* and HST on November 2, 2015 and by *New Horizons* on April 7, 2016. These observations enabled the first period determination, an improved orbit fit, and a much extended solar phase curve. These observations demonstrate the capability of *New Horizons* to explore similarly distant Kuiper Belt objects in its proposed extended mission.

2. OBSERVATIONS

2.1. *New Horizons* Observations

The primary astronomical imager on *New Horizons* is the LONG Range Reconnaissance Imager (LORRI), which consists of a body-mounted 20.8 cm Ritchey-Chrétien optical tube feeding a triplet of corrector lenses, and on to an unfiltered back-illuminated CCD (Cheng et al. 2008). The CCD has 1024x1024 illuminated pixels, with an average plate scale of 4.94 μ rad (1.02 arcseconds) per pixel (Cheng et al. 2008). However, *New Horizons* does not have reaction wheels and all pointing must be done with reaction control thrusters, which can only actively maintain pointing to within 4 arcseconds. Thus for exposures longer than 0.3 seconds, LORRI images are binned 4x4 on the spacecraft to 256x256 pixels. These 4x4 images are much easier to downlink to Earth and have minimal loss of spatial precision for long exposures. All the 4x4 images presented here used an exposure time of 9.967 seconds.

LORRI first observed JR1 on November 2, 2015 in four sets of ten 4x4 images, spaced one hour apart, and designated “JR1_LORRI_306”. At the time of the observation, *New Horizons* was 1.85 AU from the KBO, and seeing it a solar phase angle of 26.7 degrees. LORRI observed JR1 again on April 7, 2016, at a distance of 0.71 AU and solar phase angle of 58.5 degrees. The observation sequence began with two “JR1_LORRI_DEEP” stacks of 24 4x4 images, with the second starting 30 minutes after the first. This was followed 30 minutes later by “JR1_LORRI_LIGHTCURVE_01”, a sequence of nine sets of three 4x4 images, spaced 30 minutes apart. Finally, “JR1_LORRI_LIGHTCURVE_02” was another nine sets of three 4x4 images, but spaced one hour apart. During the April encounter, *New Horizons* also obtained “JR1_LORRI_CLOSE”, an experimental sequence of non-binned 1x1 images with only the central 512x512 pixels returned. Here we only present results of the 4x4 observations.

Because LORRI was inactive between the November

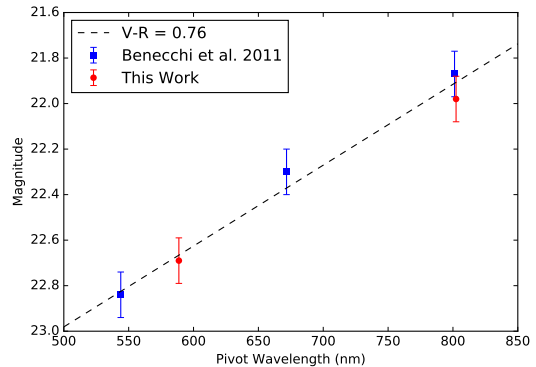


Figure 1. Measured colors for (15810) 1994 JR₁ with HST. Blue squares are observations by WFPC2 in F555W, F675W, and F814W published in Benecchi et al. (2011). Red circles are new WFC3 observations in F606W and F814W. The 0.1 magnitude error bars are an estimate of the lightcurve variation; actual measurement uncertainties are lower. The dashed line corresponds to a spectral slope with V-R=0.76. These data have not been corrected for lightcurve variation.

2015 and April 2016 observations, our first step was to build up a new delta bias/hot pixel map to correct for bias drift (see Fig. 10 in Cheng et al. 2008). After subtracting this bias, we then extracted the point-like sources in the images and matched them to stars in the USNO UCAC4 catalog (Zacharias et al. 2013). This allowed us to map the pointing of each image to a World Coordinate System (WCS) with a typical accuracy of 0.1 pixels (0.4 arcseconds). Next, we reprojected each image into a common sidereal projection, and then median combined the reprojected images to produce high signal-to-noise star stacks for both the November and April epochs. This was especially important for the November epoch, as it had a much higher star density. We next extracted windows from each original image, centered on the predicted location of the KBO using NAIF SPICE (Acton 1996), scaled up by a factor of eight (i.e. twice the original pixel resolution), and rotated to the mean position angle for that set of observations. We suppressed the stars by reprojecting the star stacks to the projection of each individual window and subtracting. We median-combined each set of subtracted windows, which suppressed cosmic rays and other artifacts. Between the star subtraction and the apparent sky motion of the KBO, we were able to suppress all but the brightest stars, leaving just the KBO in the center of each stacked window. Finally, we fit an elliptical 2-dimensional Gaussian to each stacked window, minimizing the χ^2 residuals. A non-circular form was needed because the spacecraft was not fully settled after each small slew for the lightcurve observations, causing the effective PSFs to be smeared in many cases. We converted the pixel x/y location of the Gaussian to sky

Table 1. LORRI Photometry of (15810) 1994 JR₁

| Observation Mid-Time | Number of Observations | Right Ascension | Declination | V Magnitude | Solar Phase |
|-------------------------|---------------------------|--|-------------|--------------|----------------|
| 2015-11-02 00:45:49 | 10 | 17 ^h 14 ^m 29.45 ^s | -9:21:29.5 | 18.04 ± 0.17 | 26.715° |
| 2015-11-02 01:45:49 | 10 | 17 ^h 14 ^m 28.93 ^s | -9:21:21.6 | 18.17 ± 0.20 | 26.718° |
| 2015-11-02 02:45:49 | 10 | 17 ^h 14 ^m 28.34 ^s | -9:21:14.1 | 18.01 ± 0.18 | 26.721° |
| 2015-11-02 03:45:49 | 10 | 17 ^h 14 ^m 27.80 ^s | -9:21:06.9 | 18.35 ± 0.19 | 26.725° |
| 2016-04-07 19:01:40 | 24 | 15 ^h 41 ^m 03.77 ^s | 12:12:24.3 | 17.24 ± 0.06 | 58.210° |
| 2016-04-07 19:31:40 | 24 | 15 ^h 41 ^m 01.88 ^s | 12:12:49.1 | 17.41 ± 0.07 | 58.220° |
| 2016-04-07 20:30:15 | 3 | 15 ^h 40 ^m 58.21 ^s | 12:13:37.4 | 17.00 ± 0.12 | 58.240° |
| 2016-04-07 21:00:15 | 3 | 15 ^h 40 ^m 56.31 ^s | 12:14:02.5 | 16.98 ± 0.15 | 58.251° |
| 2016-04-07 21:30:15 | 3 | 15 ^h 40 ^m 54.42 ^s | 12:14:27.2 | 17.15 ± 0.16 | 58.261° |
| 2016-04-07 22:00:15 | 3 | 15 ^h 40 ^m 52.53 ^s | 12:14:51.9 | 17.50 ± 0.20 | 58.271° |
| 2016-04-07 22:30:15 | 3 | 15 ^h 40 ^m 50.65 ^s | 12:15:16.7 | 17.64 ± 0.25 | 58.282° |
| 2016-04-07 23:00:15 | 3 | 15 ^h 40 ^m 48.73 ^s | 12:15:41.1 | 17.10 ± 0.15 | 58.292° |
| 2016-04-07 23:30:15 | 3 | 15 ^h 40 ^m 46.87 ^s | 12:16:06.4 | 16.95 ± 0.13 | 58.302° |
| 2016-04-08 00:00:15 | 3 | 15 ^h 40 ^m 44.95 ^s | 12:16:31.3 | 17.08 ± 0.13 | 58.312° |
| 2016-04-08 00:30:15 | 3 | 15 ^h 40 ^m 43.09 ^s | 12:16:55.9 | 16.92 ± 0.14 | 58.323° |
| 2016-04-08 01:30:15 | 3 | 15 ^h 40 ^m 39.29 ^s | 12:17:45.7 | 17.29 ± 0.16 | 58.343° |
| 2016-04-08 02:30:15 | 3 | 15 ^h 40 ^m 35.48 ^s | 12:18:35.8 | 17.12 ± 0.13 | 58.364° |
| 2016-04-08 03:30:15 | 3 | 15 ^h 40 ^m 31.72 ^s | 12:19:25.6 | 17.39 ± 0.17 | 58.385° |
| 2016-04-08 04:30:15 | 3 | 15 ^h 40 ^m 27.87 ^s | 12:20:15.1 | 17.24 ± 0.15 | 58.405° |
| 2016-04-08 05:30:15 | 3 | 15 ^h 40 ^m 24.10 ^s | 12:21:05.3 | 17.09 ± 0.14 | 58.426° |
| 2016-04-08 06:30:15 | 3 | 15 ^h 40 ^m 20.27 ^s | 12:21:55.2 | 17.41 ± 0.19 | 58.447° |
| 2016-04-08 07:30:15 | 3 | 15 ^h 40 ^m 16.50 ^s | 12:22:45.2 | 16.86 ± 0.13 | 58.467° |
| 2016-04-08 08:30:15 | 3 | 15 ^h 40 ^m 12.66 ^s | 12:23:34.9 | 17.21 ± 0.14 | 58.488° |
| 2016-04-08 09:30:15 | 3 | 15 ^h 40 ^m 08.83 ^s | 12:24:25.2 | 17.59 ± 0.24 | 58.509° |

NOTE—Astrometric uncertainty is 0.6 arcseconds for all points.

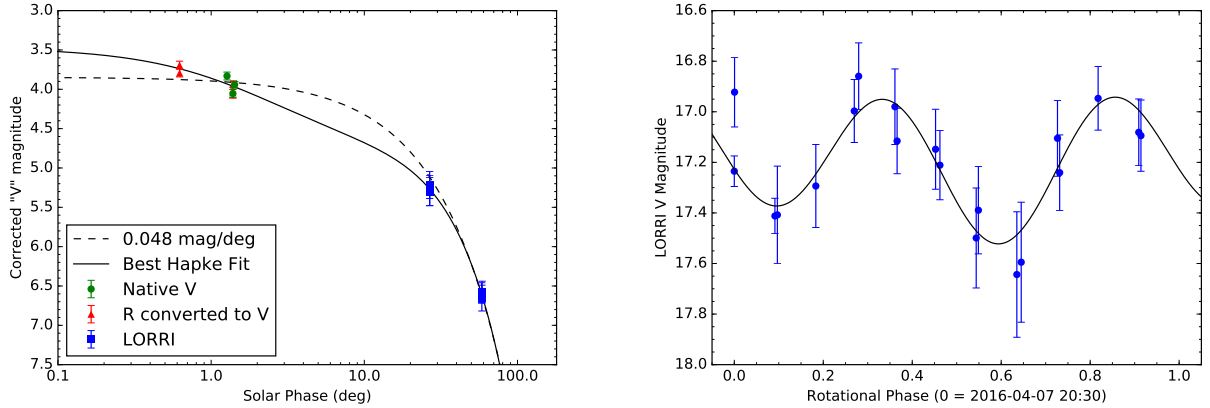


Figure 2. LORRI photometry of (15810) 1994 JR₁. The left panel shows the best-fit phase curve and points from LORRI, Green et al. (1997), and Benecchi et al. (2011). R-band photometry was converted to V-band with $V-R = 0.76$ (see Figure 1). The right panel shows the April 2016 LORRI points phase-folded over a period of 5.47 hours, with median V magnitude 16.9.

coordinates with the image’s WCS and measured the integrated DN/second by summing our model source. We converted the DN/second to V magnitude with the calibrated 4x4 zero point determined shortly after Pluto flyby:

$$V = 18.91 - 2.5 * \log_{10}(DN/second) + CC \quad (1)$$

where CC is the color correction. Of the objects with calibrated LORRI photometry, (5145) Pholus has the most similar spectral slope ($V-R=0.78$; [Tegler & Romanishin 1998](#)), and so we used its LORRI color correction of $CC=0.213$ magnitudes ([Cheng et al. 2008](#)). Note that this zero point is only valid for 4x4 LORRI images. The reduction pipeline and the orbit determination were repeated several times until the predicted location of the KBO matched the actual, meaning the KBO was centered in the windows. This pipeline made extensive usage of the Astropy Python package ([Astropy Collaboration et al. 2013](#)).

2.2. HST Observations

In addition to the *New Horizons* observations, the *Hubble Space Telescope* observed JR1 on November 2, 2015, almost simultaneously to the spacecraft observations (under HST program #14092). With this observation, the Wide Field Camera 3 (WFC3/UVIS) obtained five images, two with the F606W (wide V) filter and three with the F814W (wide I) filter. The exposure time for the F606W images was 348 seconds, and 396 seconds for the F814W. We performed the photometry for the HST observations using the same methodology as [Benecchi et al. \(2011\)](#). This method matches the KBO’s PSF with a synthetic model generated by Tiny Tim ([Krist et al. 2011](#)), fitting for x and y positions, flux, and sky background. We converted the x and y positions to sky coordinates with xytsky and used it in our orbit fits. This was the first time a KBO (other than Pluto and Charon) was observed from two very distant locations in the Solar System, and allowed us to very precisely constrain the present location of JR1. The measured magnitude in F606W was 22.69 ± 0.04 , and the magnitude in F814W was 21.98 ± 0.02 . These colors and complementary observations from HST/WFPC2 ([Benecchi et al. 2011](#)) are shown in Figure 1. Differencing the November observations gives $F606W-F814W = 0.71$, while Figure 1 shows the best-fit to all the points, $V-R = 0.76 \pm 0.09$. In either case, JR1 is a very red object. The mean V-R for the 51 objects in [Benecchi et al. \(2011\)](#) is 0.63, and JR1 is redder than 86% of those objects. For comparison, Pluto’s mean V-R is 0.56-0.60 ([Buratti et al. 2015](#)). [Dalle Ore et al. \(2015\)](#) showed that the surfaces of similarly red KBOs and Centaurs are composed of irradiated CH_4 , CO , CO_2 , and H_2O ices, producing a coating of longer-chain hydrocarbons.

Table 2. Orbit and Physical Properties of 1994 JR₁

| Mean and Standard Deviation of ± 10 Myr Orbit | | |
|---|--------|----------------------|
| Semimajor Axis | 39.41 | ± 0.11 AU |
| Eccentricity | 0.1244 | ± 0.0058 |
| Inclination to Invariant Plane | 3.48 | $\pm 0.60^\circ$ |
| Physical Properties | | |
| V-R Color | 0.76 | ± 0.09 |
| Rotational Period | 5.47 | ± 0.33 hours |
| Assumed Diameter | 250 km | |
| Geometric Albedo | 0.04 | |
| Phase Integral q | 0.22 | |
| Phase Coefficient | 0.0475 | ± 0.0007 mag/deg |
| Single-Scattering Albedo w | 0.025 | ± 0.005 |
| Surface Roughness $\bar{\theta}$ | 37 | $\pm 5^\circ$ |
| Heney-Greenstein ξ | -0.38 | ± 0.05 |
| Opposition Surge | Width | Amplitude |
| Shadow Hiding | 0.029 | 0.89 |
| Coherent Backscatter | 0.026 | 0.73 |

3. PHOTOMETRY

After its discovery in 1994, JR1 was observed a number of times in the 1990s. The best-calibrated photometry of this period was obtained in both V and R in 1995 and published in [Green et al. \(1997\)](#). [Benecchi et al. \(2011\)](#) obtained additional color photometry with HST/WFPC2 in 2001 and HST/ACS in 2002. After a 13-year gap, JR1 was recovered by D. Tholen (MPS 610223) in June 2015 with the University of Hawaii 2.2-meter telescope. This was followed by the colors presented above obtained in November 2015 with HST/WFC3. As described above, *New Horizons* obtained four photometric points on November 2, 2015 at a cadence of one hour. The spacecraft obtained twenty additional photometric points April 7, 2016, the first eleven at a cadence of 30 minutes, the last nine at a cadence of one hour. These points are shown in Table 1.

3.1. Solar Phase Curve

Because of Earth’s close proximity to the Sun, Earth-based observations of KBOs are always within a few degrees of the Sun, which severely limits the knowledge of their photometric phase function. *New Horizons*’s passage through the Kuiper Belt has afforded a completely unique opportunity to observe KBOs at much larger solar phase angles. JR1 was an ideal first post-Pluto target for *New Horizons*, given both its proximity to Pluto and that it was bright enough to be seen by the spacecraft at phase angles of 28° and 58° . The ground-based ob-

servations of [Green et al. \(1997\)](#) and HST observations in [Benecchi et al. \(2011\)](#) and this work are all in the solar phase angle range $\alpha = 1\text{--}2^\circ$. The lowest solar phase photometry we considered were D. Tholen’s June 2015 observations at $\alpha = 0.6^\circ$. Future ground-based photometry closer to opposition are necessary to constrain the opposition surge fully.

Using the ground-based, HST, and LORRI observations, we generate JR1’s disk-integrated solar phase curve (Figure 2) and fit the [Hapke \(2012\)](#) photometric model. The observations acquired in November 2015 and April 2016 have been corrected for rotational lightcurve variation to the mean of the double-peaked lightcurve shown in Figure 2. The best-fit photometric parameters are summarized in Table 2. While we do not have a constraint on the size of JR1 (as no occultations or thermal measurements have been reported), we assume a mean diameter of 250 km, which gives a KBO-typical geometric albedo of 0.04 ([Stansberry et al. 2008](#)). The phase integral is 0.22, estimated using Russell’s Rule ([Verbiscer & Veverka 1988](#)), giving a spherical, or Bond albedo of 0.01. A linear fit to these points gives a phase coefficient of 0.0475 ± 0.0007 magnitudes/degree. This is smaller than most of the larger KBOs listed in [Belskaya et al. \(2008\)](#), but similar to smaller Centaur (2060) Chiron. The [Hapke \(2012\)](#) parameters are then single scattering albedo $w=0.025$, surface roughness (mean topographic slope angle) $\bar{\theta}=37^\circ \pm 5^\circ$, and the Henyey-Greenstein ([Henyey & Greenstein 1941](#)) single particle scattering asymmetry parameter (mean cosine of the scattering angle) $\xi=-0.38$. The opposition surge is characterized by angular widths and amplitudes contributed from both shadow hiding and coherent backscatter. The angular width of the shadow hiding opposition surge is 0.029 and the amplitude is 0.89; the angular width of the opposition surge due to coherent backscatter is 0.026 and the amplitude is 0.73. The LORRI observations at the larger phase angles place constraints on the surface roughness and the single particle phase function. This surface roughness is even higher than Saturn’s dark, similarly-sized moon Phoebe ($\bar{\theta}=32^\circ$; [Simonelli et al. 1999](#)). This indicates that like Phoebe (which is thought to have originated in the Kuiper Belt, [Johnson & Lunine 2005](#)), JR1 may have a very heavily cratered surface.

3.2. Rotational Period

Because of its infrequent cadence, the ground-based photometry of JR1 never showed a discernible periodicity. The two lightcurve observations by *New Horizons* were designed to measure any high-frequency variation by sampling at 30 minute and one hour cadences. The 30-minute observations were downlinked first, and immediately displayed a periodic variation of around

five hours (double-peaked). When the rest of the April data were down, we fit an initial period using just the April photometry, as it was all at roughly the same distance and solar phase angle. We iteratively phased the lightcurve between 3 and 14 hours, with steps of 2.88 seconds. For each potential period, we derived a minimized χ^2 two-term Fourier series, and selected the period with the lowest χ^2 value. Our best fit to just the April photometry has a period of 5.47 ± 0.33 hours and amplitude of 0.8 magnitudes, and is shown in Figure 2. This period is consistent with the variation in brightness seen in the four November spacecraft observations, though the period is uncertain enough to allow the two epochs to be combined. A period of 5.47 hours is faster than the average period of 7.5 hours for 29 KBOs and Centaurs in [Thirouin et al. \(2010\)](#), but well within their range of 3.56 to 12 hours for sub-dwarf planet sized objects. Future ground-based high-cadence photometry (sampling several times over the period) would be very useful to reduce the uncertainty in the period and allow preliminary estimates of JR1’s rotational pole and shape.

4. ORBIT

We combined our astrometry of JR1 from *New Horizons* with the previous Earth-based astrometry and our November 2015 HST observations to produce an astrometric set that spanned almost 22 years and observer distances of 43 to 0.7 AU. For the observer location from *New Horizons*, we used the spacecraft trajectory solution OD124, which includes the burn to 2014 MU₆₉ in November 2015. For Earth and HST observer locations, we used JPL DE433 ephemeris and HST kernels, respectively.

We then used emcee ([Foreman-Mackey et al. 2013](#)) to create a discretely-sampled probability distribution cloud of 100,000 orbital solutions by modeling all the available astrometric data (using appropriate uncertainties) with fully-perturbed ephemerides. To do this, we propagated the orbits with a high-precision N-Body integrator ² based on the 12/13th order Runge-Kutta-Nystrom integrator of ([Brankin et al. 1989](#)). We used planetary masses and initial states from JPL DE433, substituting the more accurate Pluto mass from [Brozović et al. \(2015\)](#). The uncertainty in our orbit solution is very low due to both the unique observational location of *New Horizons* and the exceptionally long orbital arc for a KBO. The major advantage of observing JR1 from the Kuiper Belt was in restricting the object’s distance from the Sun. We were able to reduce the 1- σ radial uncertainty in the position of JR1 from 10^5 km with just Earth-based observations to less than 10^3 km with

² <https://github.com/ascendingnode/PyNBody>

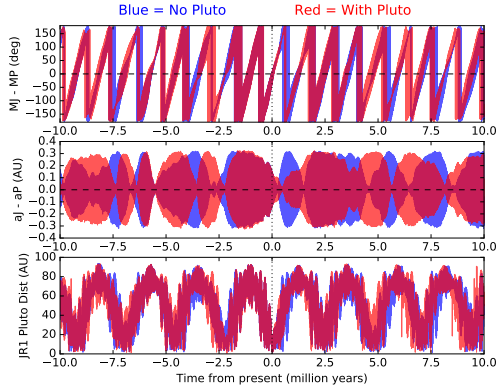


Figure 3. Relative orbital evolution for 1994 JR₁ and Pluto. The top panel show difference in their mean longitudes, the middle shows the difference in their semimajor axes, and the bottom shows the physical distance between their objects. When Neptune perturbations bring the two objects close to each other every 2.4 million years, Pluto does perturb JR₁’s orbit.

the *New Horizons* points. In addition, because of JR₁’s early discovery and thus very long data arc for such a small KBO, we can also place tight constraints on its motion. This then allowed us to run high-precision orbital integrations to test its past and future interactions with Pluto.

4.1. Long-Term Orbital Evolution

JR₁ is currently 2.7 AU away from Pluto and on a very similar orbit. Because they are both in 3:2 resonant orbits with Neptune, both Pluto and JR₁ are primarily perturbed by Neptune. However, the combined Pluto system (Pluto and its five satellites) is by far the most massive 3:2 resonant KBO system. We therefore sought to test what influence, if any, Pluto would have on JR₁ during this future period of interactions. We first selected 250 random state vectors from our unbiased cloud of orbits. Using the same N-Body integrator and planetary initial states/masses as we used for fitting, we integrated those state vectors first back and then forward 10 million years from the present, saving the barycentric orbits for JR₁ and Pluto along the way. We then re-ran the same simulations, but setting the mass of Pluto to zero.

JR₁ is primarily perturbed by Neptune, though is not trapped in a Kozai resonance, as its perihelion circulates. Pluto’s argument of perihelion librates every 3.8 million years (Malhotra & Williams 1997, and citations therein), while JR₁’s argument circulates every 0.83 million years. This combines with the nodal regression of the two bodies to be in conjunction every 2.4 million years. Because of Pluto’s eccentric and inclined orbit, the Pluto-JR₁ distance at one of these conjunctions is highly variable, but can be as close 0.5 AU. During the conjunctions, Pluto does perturb JR₁, as can be seen

in Figure 3. But because the close approach distance is variable, Pluto’s perturbation on JR₁ is effectively chaotic. While this could be described as Pluto quasi-satellite behavior (and has: de la Fuente Marcos & de la Fuente Marcos 2012), since JR₁’s orbit is still primarily controlled by Neptune, a more precise description would be a series of periodic Pluto scattering events, one of which JR₁ is currently experiencing. Regardless of semantics, JR₁ is certainly a case of Pluto exerting its gravitation influence over a fellow 3:2 resonant object.

5. SUMMARY

(15810) 1994 JR₁ has a V-R of 0.76, making it a very red KBO. Unique *New Horizons* observations showed that JR₁ has a high surface roughness of $37 \pm 5^\circ$, indicating that it is potentially very cratered. They also showed that the rotational period of JR₁ is 5.47 ± 0.33 hours, faster than most KBOs, and enabled a reduction of radial uncertainty of JR₁’s position from 10^5 to 10^3 . Neptune perturbations bring Pluto and JR₁ close together every 2.4 million years, when Pluto can perturb JR₁’s orbit. Future ground-based photometry of JR₁ would be useful to better constrain the period and opposition surge, and to allow preliminary estimates of JR₁’s shape and pole. These proof of concept distant KBO observations demonstrate that if the proposed *New Horizons* extended mission is approved, it will indeed be capable of observing dozens of distant KBOs during its flight through the Kuiper Belt.

6. ACKNOWLEDGMENTS

Special thanks to David Tholen for recovering JR₁ after a 13-year gap, enabling all the observations in this paper, and to Paul Helfenstein for the use of photometric modeling software. This work was supported by NASA’s New Horizons Project. This work uses observations made with the NASA/ESA Hubble Space Telescope, and associated with program #14092. Support for this program was provided by NASA through a grant from the Space Telescope Science Institute, which is operated by the Association of Universities for Research in Astronomy, Inc., under NASA contract NAS 5-26555.

Facilities: New Horizons(LORRI), HST(WFC3)

Software: AstroPy, emcee, Matplotlib, NAIF SPICE, IDL

REFERENCES

- Acton, C. H. 1996, *Planet. Space Sci.*, 44, 65
- Astropy Collaboration, Robitaille, T. P., Tollerud, E. J., et al. 2013, *A&A*, 558, A33
- Belskaya, I. N., Lvasseur-Regourd, A.-C., Shkuratov, Y. G., & Muinonen, K. 2008, *Surface Properties of Kuiper Belt Objects and Centaurs from Photometry and Polarimetry*, ed. M. A. Barucci, H. Boehnhardt, D. P. Cruikshank, A. Morbidelli, & R. Dotson, 115–127
- Benecchi, S. D., Noll, K. S., Stephens, D. C., Grundy, W. M., & Rawlins, J. 2011, *Icarus*, 213, 693
- Brankin, R. W., Gladwell, I., Dormand, J. R., Prince, P. J., & Seward, W. L. 1989, *ACM Transactions on Mathematical Software*, 15, 31
- Brozović, M., Showalter, M. R., Jacobson, R. A., & Buie, M. W. 2015, *Icarus*, 246, 317
- Buratti, B. J., Hicks, M. D., Dalba, P. A., et al. 2015, *ApJL*, 804, L6
- Cheng, A. F., Weaver, H. A., Conard, S. J., et al. 2008, *SSRv*, 140, 189
- Dalle Ore, C. M., Barucci, M. A., Emery, J. P., et al. 2015, *Icarus*, 252, 311
- de la Fuente Marcos, C., & de la Fuente Marcos, R. 2012, *MNRAS*, 427, L85
- Foreman-Mackey, D., Hogg, D. W., Lang, D., & Goodman, J. 2013, *PASP*, 125, 306
- Green, S. F., McBride, N., O’Ceallaigh, D. P., et al. 1997, *MNRAS*, 290, 186
- Hapke, B. 2012, *Theory of reflectance and emittance spectroscopy* (Cambridge University Press)
- Heney, L. G., & Greenstein, J. L. 1941, *ApJ*, 93, 70
- Irwin, M., Tremaine, S., & Zytlow, A. N. 1995, *AJ*, 110, 3082
- Johnson, T. V., & Lunine, J. I. 2005, *Nature*, 435, 69
- Krist, J. E., Hook, R. N., & Stoeck, F. 2011, in *Proc. SPIE*, Vol. 8127, *Optical Modeling and Performance Predictions V*, 81270J
- Malhotra, R., & Williams, J. G. 1997, *Pluto’s Heliocentric Orbit*, ed. S. A. Stern & D. J. Tholen, 127
- Marsden, B. G. 1996, in *IAU Symposium*, Vol. 172, *Dynamics, Ephemerides, and Astrometry of the Solar System*, ed. S. Ferraz-Mello, B. Morando, & J.-E. Arlot, 153
- Porter, S. B., Parker, A. H., Buie, M., et al. 2015, in *Lunar and Planetary Inst. Technical Report*, Vol. 46, *Lunar and Planetary Science Conference*, 1301
- Simonelli, D. P., Kay, J., Adinolfi, D., et al. 1999, *Icarus*, 138, 249
- Space Studies Board. 2003, *New Frontiers in the Solar System* (The National Academies Press), doi:10.17226/10432
- Stansberry, J., Grundy, W., Brown, M., et al. 2008, *Physical Properties of Kuiper Belt and Centaur Objects: Constraints from the Spitzer Space Telescope*, ed. M. A. Barucci, H. Boehnhardt, D. P. Cruikshank, A. Morbidelli, & R. Dotson, 161–179
- Stern, S. A., Bagenal, F., Ennico, K., et al. 2015, *Science*, 350, aad1815
- Tegler, S. C., & Romanishin, W. 1998, *Nature*, 392, 49
- Thirouin, A., Ortiz, J. L., Duffard, R., et al. 2010, *A&A*, 522, A93
- Verbiscer, A. J., & Veverka, J. 1988, *Icarus*, 73, 324
- Zacharias, N., Finch, C. T., Girard, T. M., et al. 2013, *AJ*, 145, 44