

On the Convergent Properties of Word Embedding Methods

Yingtao Tian Vivek Kulkarni Bryan Perozzi Steven Skiena
Stony Brook University
{yittian, vvkulkarni, bperozzi, skiena}@cs.stonybrook.edu

Abstract

Do word embeddings converge to learn similar things over different initializations? How repeatable are experiments with word embeddings? Are all word embedding techniques equally reliable? In this paper we propose evaluating methods for learning word representations by their consistency across initializations. We propose a measure to quantify the similarity of the learned word representations under this setting (where they are subject to different random initializations). Our preliminary results illustrate that our metric not only measures an intrinsic property of word embedding methods but also correlates well with other evaluation metrics on downstream tasks. We believe our methods are useful in characterizing *robustness* – an important property to consider when developing new word embedding methods.¹

1 Introduction

Word embeddings learned using neural methods have been shown to be tremendously effective on several NLP tasks (Mikolov et al., 2010; Chen and Manning, 2014; Socher et al., 2013; Plank et al., 2016). But the question “*What properties are exhibited by word embeddings that are learned by different techniques?*” remains largely unexplored. Mikolov et al. (2013b) show that embeddings learned by Skip-Gram model reveal linear substructures. Arora et al. (2015) attempt to explain this linear substructure by proposing a generative model based on random walks over discourse vectors and (Arora et al., 2016) show that

the different senses of a word can be recovered by a sparse coding in such embedding spaces.

In this work, we carry forward this line of research to understand the different properties of word embedding methods. First we motivate our research direction by noting the following: (a) The optimization to learn word embeddings is usually non-convex and hence depends on the random initialization and (b) Word embeddings (like skip-gram or GloVe) learned by neural models under different random initializations mostly converge to yield very similar performances on NLP tasks. This observation begs the following question: *Do word embeddings obtained under two different random initializations actually learn equivalent features? If not, is their similar performance on downstream tasks merely a coincidence?* To illustrate with an example, consider the performance of GloVe embeddings obtained on two independent runs (differing only in the random initialization) on the analogy task (Mikolov et al., 2013a) in Table 1. Although both embeddings show a high accuracy on this task (see Table 2), a closer look at the questions where they disagree reveals differences in the relationships they learn. An improved understanding of such properties of word embedding methods will enable the development of improved models and learning algorithms (which will in-turn boost performance on downstream NLP tasks).

Specifically our contributions are as follows:

- **Mapping-based Similarity Measure between Dimensions:** We propose a similarity measure between dimensions of two sets of embeddings, based on correlations using one-to-one or many-to-one linear transformation between these dimensions.
- **Intrinsic Way to Evaluate Embeddings:** Based on this similarity measure, we propose

¹Copyright ©2016 This is the authors draft of the work. It is posted here for your personal use. Not for redistribution.

Category	Question	Glove-1	Glove-2
Syntactics (superlative)	bad : worst ~ slow : ?	slowest	pace
Syntactics (opposite)	acceptable : unacceptable ~ ethical : ?	moral	unethical
Semantics (capital&state)	London : England ~ Madrid : ?	Spain	Ronaldo
Semantics (family)	brothers : sisters ~ grandson : ?	niece	granddaughter

Table 1: A set of examples of questions in word analogy task (Mikolov et al., 2013a) where two independent runs of GloVe embeddings differ in the answers. Two questions are picked from the syntactic section and two from the semantic section of the task. The correct answer is highlighted in bold.

Emb.	Sem.	Syn.	Tot.	α
GloVe-1	79.75	69.28	74.02	0.89
GloVe-2	79.67	69.34	74.01	
SG-1	67.72	64.34	65.83	0.79
SG-2	68.37	63.62	65.72	

Table 2: Performance of two independent runs of GloVe and skip-gram on word analogy task (Mikolov et al., 2013a). α represents the agreement on the answers between the two runs as computed by Krippendorff’s alpha.

a new, intrinsic way to quantify the similarity between two such embedding spaces. Our preliminary results show that our measure correlates with a measure of model agreement on the well known analogy task.

2 Background and Setup

Here we describe the datasets and word embeddings we use in our experiments. We analyze two word embeddings **GloVe** (Pennington et al., 2014) and **skip-gram (SG)** (Mikolov et al., 2013a) where we set the number of dimensions D to be 300. Our corpora consists of a combination of English Wikipedia dump with 1.6 billions tokens and the English section of the News Crawl² with 4.3 billion tokens totaling to 6 billion tokens. We use similar settings as Pennington et al. (2014). We set the vocabulary to the 400,000 most frequent words, use a context window of size 10, and make 50 iterations through the whole dataset. We use News Crawl for two reasons: It is a public available corpus of the same genre as Gigawords 5 (news in formal English), and News Crawl is also available in Czech, German, Finish and Russia which allows our analysis to extend to multi-lingual settings.

We train both Glove and skip-gram embeddings twice using different random initializations and order of corpus, and refer to them

²Available at <http://www.statmt.org/wmt16/translation-task.html>. We use articles from 2007 to 2015.

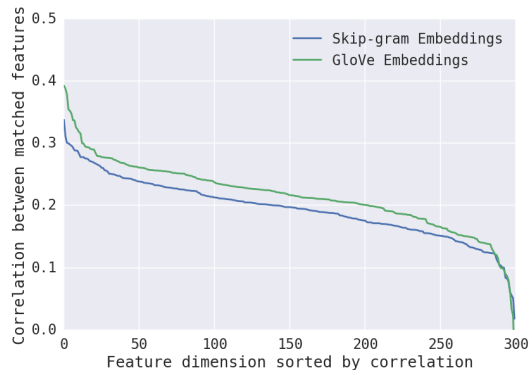


Figure 2: Correlations between corresponding features obtained using one-to-one matching, sorted in descending order. Both GloVe and skip-gram demonstrate moderate correlation. GloVe is marginally better than skip-gram. Note that random embeddings demonstrate correlations of 0.

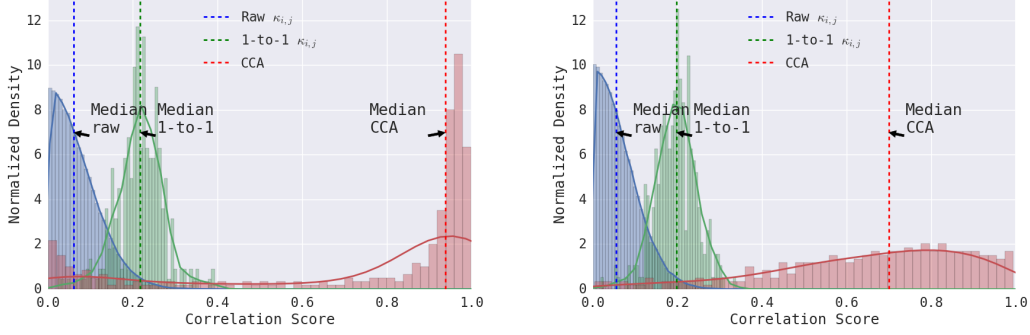
as GloVe-1, GloVe-2, SG-1, SG-2 respectively. The accuracies of these embeddings on the word analogy task is shown in Table 2. Note that these accuracies are comparable to scores obtained on the same task in Pennington et al. (2014). We denote these 4 embeddings as $\mathbf{E}^{(m)}$ (a matrix of dimensions $|V| \times D$) where $m \in \{\text{GloVe-1, GloVe-2, SG-1, SG-2}\}$.

Let $\mathbf{E}_i^{(m)}$ denote feature dimension i of $\mathbf{E}^{(m)}$ (column i of $\mathbf{E}^{(m)}$). We now seek to quantify the similarity between embeddings $\mathbf{E}^{(m)}$ and $\mathbf{E}^{(n)}$, the methods for which we discuss in forthcoming sections.

3 Similarities of Word Embeddings

How similar are the embeddings learned from independent runs over the same corpus? More formally, given a pair of D dimensional embeddings $\mathbf{E}^{(m)}$ and $\mathbf{E}^{(n)}$ differing only in their initial random initialization:

- Can we define a measure of similarity between the dimensions $(\mathbf{E}_i^{(m)}, \mathbf{E}_j^{(n)})$?
- Given such a measure, can we align dimensions in $\mathbf{E}^{(m)}$ to dimensions in $\mathbf{E}^{(n)}$ to quan-



(a) Histogram of feature-wise correlations between two runs of GloVe.

(b) Histogram of feature-wise correlations between two runs of skip-gram.

Figure 1: Distributions of Correlations – Histogram of correlations of all raw values in $\kappa(i, j)$ in blue, correlations of 1-to-1 matched $\kappa(i, j)$ in green, and sample canonical correlations from CCA in red, discussed in Section 3.1, 3.2 and 3.3, respectively. Results between two runs of GloVe embeddings are shown in Subfigure 1a, and results between two runs of skip-gram embeddings are shown in Subfigure 1b. Also shown are kernel density estimates and medians of corresponding correlations.

tify the similarity between $\mathbf{E}^{(m)}$ and $\mathbf{E}^{(n)}$?

3.1 Measure of Similarity between Feature Dimensions

Given $\mathbf{E}^{(m)}$ and $\mathbf{E}^{(n)}$ we define the similarity between them as $\kappa(i, j) = \rho(\mathbf{E}_i^{(m)}, \mathbf{E}_j^{(n)})$ where $\rho(\mathbf{x}, \mathbf{y})$ is defined as the Pearson Correlation Coefficient between the column vectors \mathbf{x} and \mathbf{y} . We note that this similarity measure is well-suited to capture linear relationships between feature dimensions. We leave exploring metrics that capture non-linear relationships (like mutual information) between feature dimensions to future work.

In Figure 1 we show in blue, the histogram of values in correlation matrices $\kappa(i, j)$ on $\mathbf{E}^{(m)}$ and $\mathbf{E}^{(n)}$ obtained on the GloVe and skip-gram embeddings.

3.2 One-to-one Alignment

Since the optimization problems involved in GloVe and skip-gram are inherently non-convex, the embeddings learned could potentially correspond to different local optima. This implies the features learned on different runs could be equivalent under some manifold transformation. Therefore as a first step, we ask: Is there a one-to-one alignment between features in two embeddings? (similar to Li et al. (2016))

Therefore, given $\mathbf{E}^{(m)}$ and $\mathbf{E}^{(n)}$, we seek to find an one-to-one matching represented as $\mathbf{a} = (a_1, a_2, \dots, a_D)$ meaning that for each $d \in \{1, 2, \dots, D\}$, $\mathbf{E}_d^{(n)}$ is matched with $\mathbf{E}_{a_d}^{(m)}$, where

the aggregated correlation is given by

$$\zeta_{1to1} = \frac{1}{D} \sum_{d=1}^D \rho(\mathbf{E}_d^{(n)}, \mathbf{E}_{a_d}^{(m)}). \quad (1)$$

By building a complete bipartite graph, this can be converted into an instance of *maximum weighted bipartite matching* (West, 1996), which can be solved effectively using Hopcroft-Karp Algorithm (Hopcroft and Karp, 1973) in polynomial time.

This perfect bipartite matching allows us to permute features (columns) of $\mathbf{E}^{(m)}$ to correspondingly match features in $\mathbf{E}^{(n)}$. In Figure 1, we show in green the histogram of matched correlations for both GloVe (Figure 1a) and skip-gram (Figure 1b).

Finally, we show the correlations between matched dimensions in Figure 2. Observe that using the one-to-one alignment between the dimensions of the embeddings, the GloVe embeddings display a stronger correlation (21.6%) than skip-gram (19.5%). Note that random embeddings show correlations of 0. We believe this indicates that GloVe embeddings are more stable and consistent than skip-gram under random initialization.

3.3 Many-to-one Mapping

In previous section we sought a one-to-one alignment between the features in two embeddings, One drawback of which is its restrictiveness since it assumes both models learn exactly the same set of features equivalent under permutations. In this section, we hypothesize that a feature in $\mathbf{E}^{(m)}$ could correspond to multiple features in $\mathbf{E}^{(n)}$. Hence we relax the restrictions to a many-to-one

matching, by assuming a single dimension in $\mathbf{E}^{(n)}$ can be obtained to some degree from a linear transformation of multiple dimensions in $\mathbf{E}^{(m)}$. We capture this by measuring linear relationship between $\mathbf{E}^{(n)}$ and $\mathbf{E}^{(m)}$ transformed using CCA (Canonical Correlation Analysis).

Given two matrices $X \in \mathbb{R}^{|T| \times d_1}$ and $Y \in \mathbb{R}^{|T| \times d_2}$, CCA finds two projections $P \in \mathbb{R}^{|T| \times d}$ and $Q \in \mathbb{R}^{|T| \times d}$ ($d \leq \min(d_1, d_2)$) that maximizes the correlation $\rho(P\mathbf{x}_i, Q\mathbf{y}_j)$ between corresponding columns

$$\arg \max_{P, Q} \sum_{i=1}^d \rho(P\mathbf{x}_i, Q\mathbf{y}_i). \quad (2)$$

Using the projection matrices P and Q , one can now project the inputs X and Y to yield $U = PX$ and $V = QY$ such that $\rho(P\mathbf{x}_i, Q\mathbf{y}_i)$ is maximized. Therefore we propose to use CCA on two embeddings $\mathbf{E}^{(n)}$ and $\mathbf{E}^{(m)}$ of dimension D and define the similarity between $\mathbf{E}^{(n)}$ and $\mathbf{E}^{(m)}$ as

$$\zeta_{\text{CCA}} = \frac{1}{D} \sum_{i=1}^D \rho(P\mathbf{x}_i, Q\mathbf{y}_i). \quad (3)$$

In Figure 1, we show in red, the histogram of sample canonical correlations obtained from CCA for GloVe and skip-gram embedding methods. These values stand out from one-to-one matching of features, and show different distributions for GloVe and skip-gram. Also in Figure 3 we show the sample canonical correlations obtained in descending order. Both skip-gram and GloVe demonstrate strong correlations on several dimensions as compared to random embeddings. It is also clear that GloVe is better than skip-gram as measured by ζ_{CCA} . This is consistent with previous observation in Figure 2.

Finally, we show that our proposed metric, ζ_{CCA} , correlates well with the agreement on the analogy task, as shown in Table 3. We emphasize that our metric is completely *intrinsic*, does not require any external data for evaluation, and yet captures useful convergent properties of embedding models.

Emb.	α	ζ_{CCA}
GloVe-1 and GloVe-2	0.89	0.74
SG-1 and SG-2	0.79	0.66

Table 3: ζ_{CCA} correlates well with the agreement scores (represented by α computed by Krippendorff’s alpha) on the analogy task. Note that higher ζ_{CCA} implies higher α .

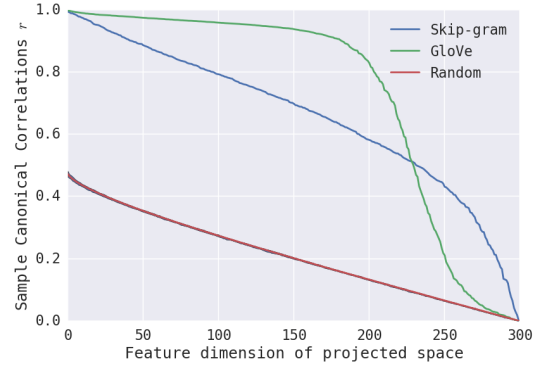


Figure 3: Sample canonical correlations obtained from CCA. Note that CCA by design gives dimensions in descending order of sample canonical correlations. GloVe demonstrates near perfect correlations in most correlated 200 dimensions. Aggregatively GloVe is better than skip-gram measured by ζ_{CCA} . We also show the performance of random embeddings in red.

4 Conclusion

In this paper we proposed an intrinsic metric for evaluating word embeddings – their consistency across random initializations. Our preliminary results showed that while total performance remained consistent across embeddings, there was a sizeable disagreement between each instance of a particular embedding. To examine this difference in more depth, we investigated the similarity between the dimensions of each embedding space. Furthermore we propose methods to align dimensions of word embeddings and an intrinsic metric ζ_{CCA} to measure the similarity of the learned word embeddings, which our preliminary results show may correlate with downstream tasks in terms of model agreement, with the popular word analogy task in Mikolov et al. (2013a) as an example. We believe the methods and metrics proposed in our work will enable a deeper investigation into the convergent properties of embedding models, and lead to improved optimization algorithms and performance on downstream NLP tasks.

References

- Sanjeev Arora, Yuanzhi Li, Yingyu Liang, Tengyu Ma, and Andrej Risteski. 2015. Random walks on context spaces: Towards an explanation of the mysteries of semantic word embeddings. *arXiv preprint arXiv:1502.03520*.
- Sanjeev Arora, Yuanzhi Li, Yingyu Liang, Tengyu Ma, and Andrej Risteski. 2016. Linear algebraic structure of word senses, with applications to polysemy. *arXiv preprint arXiv:1601.03764*.

- Danqi Chen and Christopher D Manning. 2014. A fast and accurate dependency parser using neural networks. In *Empirical Methods in Natural Language Processing (EMNLP)*.
- John E Hopcroft and Richard M Karp. 1973. An n^2 algorithm for maximum matchings in bipartite graphs. *SIAM Journal on computing*, 2(4):225–231.
- Yixuan Li, Jason Yosinski, Jeff Clune, Hod Lipson, and John Hopcroft. 2016. Convergent learning: Do different neural networks learn the same representations? In *International Conference on Learning Representation (ICLR '16)*.
- Tomas Mikolov, Martin Karafiát, Lukas Burget, Jan Cernocký, and Sanjeev Khudanpur. 2010. Recurrent neural network based language model. In *INTERSPEECH*, volume 2, page 3.
- Tomas Mikolov, Quoc V Le, and Ilya Sutskever. 2013a. Exploiting similarities among languages for machine translation. *International Conference on Learning Representations (ICLR)*.
- Tomas Mikolov, Wen-tau Yih, and Geoffrey Zweig. 2013b. Linguistic regularities in continuous space word representations. In *HLT-NAACL*, pages 746–751.
- Jeffrey Pennington, Richard Socher, and Christopher D. Manning. 2014. Glove: Global vectors for word representation. In *Empirical Methods in Natural Language Processing (EMNLP)*, pages 1532–1543.
- B. Plank, A. Søgaard, and Y. Goldberg. 2016. Multilingual Part-of-Speech Tagging with Bidirectional Long Short-Term Memory Models and Auxiliary Loss. *ArXiv e-prints*, April.
- Richard Socher, Alex Perelygin, Jean Y Wu, Jason Chuang, Christopher D Manning, Andrew Y Ng, and Christopher Potts. 2013. Recursive deep models for semantic compositionality over a sentiment treebank. In *Proceedings of the conference on empirical methods in natural language processing (EMNLP)*, volume 1631, page 1642. Citeseer.
- Douglas B West. 1996. Introduction to graph theory.