

Optimal inference strategies and their implications for the linear noise approximation

David Hartich¹ and Udo Seifert¹

¹*II. Institut für Theoretische Physik, Universität Stuttgart, 70550 Stuttgart, Germany*

We study the information loss of a class of inference strategies that is solely based on time averaging. For an array of independent binary sensors (e.g., receptors) measuring a weak random signal (e.g., ligand concentration) this information loss is up to 0.5 bit per measurement irrespective of the number of sensors. We derive a condition related to the local detailed balance relation that determines whether or not such a loss of information occurs. Specifically, if the free energy difference arising from the signal is symmetrically distributed among the forward and backward rates, time integration mechanisms will capture the full information about the signal. As an implication, for the linear noise approximation, we can identify the same loss of information, arising from its inherent simplification of the dynamics.

Introduction – In their seminal work [1], Berg and Purcell (BP) have explored the fundamental limits to the accuracy with which cellular organisms can perform concentration measurements with receptors via time averaging. Later, it has then been discovered that a receptor performing a maximum likelihood (ML) measurement can reduce the uncertainty of a measurement even further by a factor of two [2]. In an information theoretic language the ML estimate “uses” 0.5 bit more information from the receptor measurement than the BP estimate. Further studies have examined ML estimates for concentration ramps [3, 4], for spatial gradients [5], and for competing signals [6] (see [7, 8] for recent reviews). Most prominently, it has been elucidated that this additional information cannot be reached within the class of linear models [9, 10], which illustrates the inherent loss of information for this specific class of inference strategies.

Thermodynamic constraints for the information acquisition of biological networks have attracted much interest recently [8, 10–27]. Specifically, chemical networks may only reach the highest sensory performance at diverging thermodynamic costs [10, 16–18]. Using the optimal strategy to come close to such bounds is, therefore, of fundamental importance.

In this paper, we will show how the maximum sensory performance depends on the strategy used for inferring the signal. Thereby, we compare different classes of inference strategy, for example time averaging and counting transitions [25] as well as their joint correlations. For binary sensors responding to a signal, we illustrate how the thermodynamic local detailed balance relation determines the sensory limits for time averaging mechanisms but does not generally determine the maximal information attainable by counting transitions. In particular, we will show under which conditions time averaging mechanisms lose information (e.g., up to 1/2 bit per measurement). The same loss of information can also be identified in the linear noise approximation, which is a powerful tool to approximate large chemical networks with an effective Brownian motion [28–32]. We will show under which circumstances these approximation schemes are almost accurate on the trajectory level and when they lose information up to about 1/2 bit.

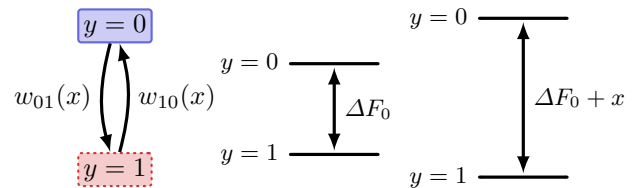


FIG. 1. The two level system with transition rates is shown on the left. The change x of the free energy difference between the states due to the signal is shown on the right.

Model – We assume a sensor y which, at time t , can be in two different states, the “empty state” $y_t = 0$ or the “occupied state” $y_t = 1$. These states are initially separated by a free energy difference ΔF_0 . The signal then changes the free energy difference to $\Delta F_0 + x$ such that a positive signal ($x > 0$) favors the occupied state $y = 1$. More precisely, as illustrated in Fig. 1, the transition rates $w_{yy'}(x)$ from $y_t = y$ to $y_t = y'$ satisfy the local detailed balance relation [33]

$$\ln \frac{w_{01}(x)}{w_{10}(x)} = \Delta F_0 + x, \quad (1)$$

where we set $k_B T \equiv 1$ throughout. In equilibrium, the probability of being in state $y = 1$ is then given by $P^{\text{eq}}(y=1|x) = e^{\Delta F_0 + x} / [e^{\Delta F_0 + x} + 1]$. For an illustration, let us consider the paradigmatic case of a single receptor measuring a concentration c , where the binding of a ligand to the receptor occurs with a rate $w_{01} \equiv kc$ and ligands are released from the receptor with a rate $w_{10} = r$. One can then identify $\Delta F_0 = \ln(kc_0/r)$ and $x = \ln(c/c_0)$, where c_0 is some reference concentration, i.e., x corresponds to a change of the external chemical potential. The mean occupation level then becomes $P^{\text{eq}}(1|x) = kc/(kc + r)$. We will use this example of a receptor measuring a concentration later, since it allows us to compare our results with the findings in, e.g., Refs. [2, 3, 9, 10]. As a non-biological example, one can consider as sensor a single electron box [34–36], trying to infer a signal x , which is a change of gate voltage [35].

The local detailed balance relation (1) provides one constraint for two rates. Hence, it does not generally de-

termine both rates $w_{01}(x)$ and $w_{10}(x)$ individually. The asymmetry parameter α , a central quantity of this paper, defined through

$$\alpha \equiv -\partial_x \ln w_{10}(x) = 1 - \partial_x \ln w_{01}(x) \quad (2)$$

accounts for this freedom of choice. For “normal” values $0 \leq \alpha \leq 1$, the signal x influences the rates in such a way that one rate increases while the respective reverse rate decreases. For $\alpha = 1/2$, the signal x has a symmetric influence on both rates, whereas for the above example with the receptor we have $\alpha = 0$, i.e., only one rate is affected by the signal, since, $w_{01}(x) = kc_0e^x$ and $w_{10}(x) = r$. Moreover, for fermionic rates as relevant to the single electron box $w_{01}(x) \equiv \gamma P^{\text{eq}}(1|x)$ and $w_{10}(x) \equiv \gamma[1 - P^{\text{eq}}(1|x)]$, see, e.g., [37], the asymmetry parameter becomes $\alpha = P^{\text{eq}}(1|x)$. Similarly, in the experiment reported in [34], $\alpha \simeq 1/2$ corresponds to a single electron box for which the mean number of electrons is about $1/2$.

Main results – We first define the measurement problem. We assume the sensor is initially equilibrated with the signal $x_{\text{ini}} = 0$, hence, according to (1) the free energy difference takes the value ΔF_0 at time $t < 0$. At $t = 0$ the signal changes to $x_{\text{fin}} \equiv x$, where we assume that x is normally distributed with zero mean and variance \mathcal{E}_x^2 , i.e., $P(x) = (2\pi\mathcal{E}_x^2)^{-1/2} \exp[-x^2/(2\mathcal{E}_x^2)]$. For weak signal changes, the condition $\mathcal{E}_x^2 \ll 1$ holds. The goal is to determine the mutual information that the time series $\{y_{t'}\}_{0 \leq t' \leq t}$ of the sensor contains about the value x . Since there is a direct relation between estimation error and information [38], see also [39], the former can be inferred from the latter. Moreover, there is a direct link between mutual information and thermodynamics [40] implying that the minimum free energy cost of the physical measurement is bounded by the mutual information. The mutual information is given by [38]

$$\mathcal{I} \equiv I[x : \{y_{t'}\}_{0 \leq t' \leq t}] \equiv \left\langle \ln \frac{P(\{y_{t'}\}_{0 \leq t' \leq t} | x)}{P(\{y_{t'}\}_{0 \leq t' \leq t})} \right\rangle, \quad (3)$$

where $P(\{y_{t'}\}_{0 \leq t' \leq t} | x)$ is the conditional probability of the sensor trajectory given the signal value and $P(\{y_{t'}\}_{0 \leq t' \leq t})$ is its marginal distribution. The brackets $\langle \dots \rangle$ denote the average over all possible realizations $\{y_{t'}\}_{0 \leq t' \leq t}$ and x , weighted by the corresponding joint distribution $P(\{y_{t'}\}_{0 \leq t' \leq t} | x)P(x)$. We will later use $\langle \dots \rangle_x$ for the conditional average over $\{y_{t'}\}_{0 \leq t' \leq t}$ weighted by $P(\{y_{t'}\}_{0 \leq t' \leq t} | x)$. The stochastic time evolution of a discrete Markov process in continuous time consists of a sequence of exponential decays. Hence, the path probability reads (see, e.g., [33])

$$P(\{y_{t'}\}_{0 \leq t' \leq t} | x) \equiv P(y_0)w_{01}(x)^{\hat{n}_{01}}w_{10}(x)^{\hat{n}_{10}} \exp[-w_{01}(x)\hat{\tau}_0 - w_{10}(x)\hat{\tau}_1] \quad (4)$$

where $\hat{n}_{yy'}$ is the number of transitions from y to y' and $\hat{\tau}_y$ is the time spend in state y along the trajectory $\{y_{t'}\}_{0 \leq t' \leq t}$. Since $\hat{\tau}_0 = t - \hat{\tau}_1$ and, since each jump

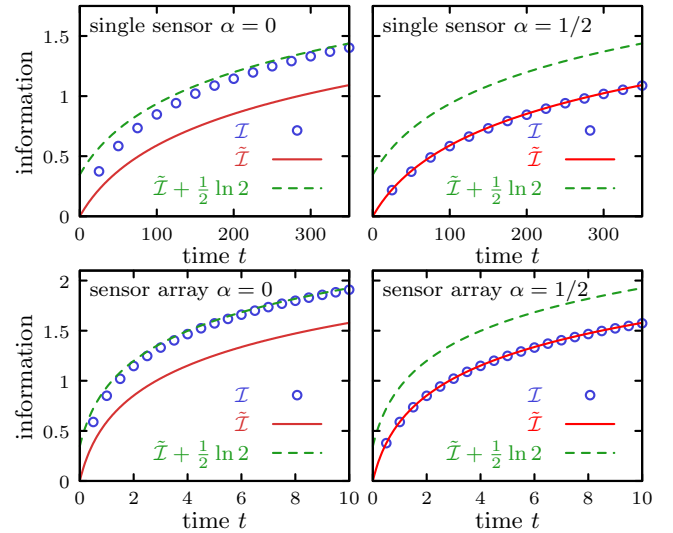


FIG. 2. Full information of trajectory (blue open circle) versus coarse grained information without knowledge of the number of jumps (red solid line). The results are shown for the asymmetric case ($\alpha = 0$) and for the symmetric case ($\alpha = 1/2$). The upper panel shows the single sensor case ($N = 1$) and the lower panel displays the results for a sensor array with $N = 100$ binary sensors. \mathcal{I} is obtained numerically by simulating 10^6 individual trajectories to estimate (3). For the coarse grained mutual information we use the approximation $\tilde{\mathcal{I}} \approx \frac{1}{2} \ln(1 + \frac{N}{2} \mathcal{E}_x^2 \phi t) = \mathcal{I}_N^{\text{lin}}$, see eq. (12) or [39] for more information. Parameters: Rates $w_{01}(x) \equiv e^{(1-\alpha)x}$, $w_{10}(x) \equiv e^{-\alpha x}$, $\alpha = 0$ (left panel), $\alpha = 1/2$ (right panel), $N = 1$ (upper panel), $N = 100$ (lower panel), signal standard deviation $\mathcal{E}_x \equiv 0.3$ ($\mathcal{E}_x^2 = 0.09 \ll 1$), and $\phi \equiv w_{01}(0)w_{10}(0)/[w_{01}(0) + w_{10}(0)] = 1/2$.

$y = 0 \rightarrow y = 1$ must be followed by the reverse transition, the path weight (4) is fully determined through $y_0, \hat{n}_{\text{tot}} \equiv \hat{n}_{01} + \hat{n}_{10}$ and $\hat{\tau}_1$, i.e., $\mathcal{I} = I[x: y_0, \hat{\tau}_1, \hat{n}_{\text{tot}}]$.

We now discuss the important role of the asymmetry parameter α from (2) for this information acquisition problem in the long time limit. For $t \rightarrow \infty$, the total number of jumps satisfies $\hat{n}_{\text{tot}}/2 \simeq \hat{n}_{01} \simeq \hat{n}_{10} \gg 1$. Most prominently, for $\alpha = 1/2$ the first terms of the path probability (4) do not depend on the signal, i.e., $w_{01}(x)^{\hat{n}_{01}}w_{10}(x)^{\hat{n}_{10}} \simeq [w_{01}(0)w_{10}(0)]^{\hat{n}_{\text{tot}}/2}$. In this specific case, the total number of jumps \hat{n}_{tot} does not contain additional information about x . Consequently, the coarse grained statistics ($y_0, \hat{\tau}_1$) that contains the information

$$\tilde{\mathcal{I}} \equiv I[x: y_0, \hat{\tau}_1] = \left\langle \ln \frac{P(y_0, \hat{\tau}_1 | x)}{P(y_0, \hat{\tau}_1)} \right\rangle \quad (5)$$

about the signal, leads to $\tilde{\mathcal{I}} = \mathcal{I}$ for $\alpha = 1/2$, whereas, in general, it satisfies the inequality $\tilde{\mathcal{I}} \leq \mathcal{I}$. In Fig. 2, we compare the full information \mathcal{I} from the trajectory (blue open circles) with the information $\tilde{\mathcal{I}}$ that excludes the knowledge from the jump events (red solid line). For symmetric weight ($\alpha = 1/2$), we find $\mathcal{I} = \tilde{\mathcal{I}}$, i.e., the number of jump events \hat{n}_{tot} does not provide any additional information about the signal. Remarkably, for the

asymmetric weight ($\alpha \neq 1/2$), as it applies to the receptor model discussed above ($\alpha = 0$), the jump events \hat{n}_{tot} contribute to an additional amount of information up to $\frac{1}{2} \ln 2 = 1/2$ bit. The same result is obtained for an array of $N = 100$ receptors (see lower panel of Fig. 2). Since the measurement error (variance) is proportional to $e^{-2\mathcal{I}}$ (see, e.g., [38, 39]) this additional information corresponds to an error reduction by a factor of 2. This enhanced measurement accuracy for ML estimates was first found in [2] for the above discussed specific receptor model ($\alpha = 0$). We conclude that for binary sensors measuring a signal an improved accuracy occurs whenever the signal has a non-symmetric impact on the transition rates, i.e., for $\alpha \neq 1/2$.

Using the method of generating function, see [39], we obtain more generally

$$\Delta\mathcal{I} \equiv \lim_{t \rightarrow \infty} (\mathcal{I} - \tilde{\mathcal{I}}) = \frac{1}{2} \ln(4\alpha^2 - 4\alpha + 2). \quad (6)$$

This relation constitutes our first main result, namely, the asymmetry parameter α significantly determines the additional information content of the jump events. For $0 \leq \alpha \leq 1$, these jump events contribute to an additional information up to 1/2 bit, which can qualitatively be understood as follows. For a symmetric effect of the signal x on the rates ($\alpha = 1/2$), one rate increases and its reverse rate decreases such that the overall number of transitions \hat{n}_{tot} remains the same without establishing correlations with x , whereas in the extreme case, e.g., $\alpha = 0$, only the transition $w_{01}(x)$ is affected by the signal resulting in a monotonic correlation between \hat{n}_{tot} and x .

From a more technical point of view, we note that the method of generating functions necessary to derive our main result (6) can also be used to describe in finite time the joint dispersion of different classes of random variables, as for example, jump variables $\hat{n}_{yy'}$ and persistence time $\hat{\tau}_y$ [25]. We explain in [39] how one can adopt the methods from [25, 41] to such a joint dispersion in the long time limit.

The expression for the information gain $\Delta\mathcal{I}$ (6) holds even for an arbitrary number of sensors, which we show by generalizing the path weight (4). We denote for the i -th sensor the time spent in state y by $\tau_y^{(i)}$ and the number of transitions from y to y' by $\hat{n}_{yy'}^{(i)}$, which results in the conditional path weight

$$P(\{\mathbf{y}_{t'}\}_{0 \leq t' \leq t} | x) \equiv p^{Y_0} (1-p)^{N-Y_0} \times w_{01}(x)^{\hat{n}_{01}} w_{10}(x)^{\hat{n}_{10}} \exp[-w_{01}(x)\hat{\tau}_0 - w_{10}(x)\hat{\tau}_1] \quad (7)$$

where $p \equiv e^{\Delta F_0} / (1 + e^{\Delta F_0})$, $Y_0 \equiv \sum_{i=1}^N y_t^{(i)}|_{t=0}$, $\tau_1 \equiv \sum_{i=1}^N \tau_1^{(i)}$, $\tau_0 = Nt - \tau_1$ and $\hat{n}_{yy'} \equiv \sum_{i=1}^N \hat{n}_{yy'}^{(i)}$. The marginal path weight is given by $P(\{\mathbf{y}_{t'}\}_{0 \leq t' \leq t} | x) = \int dx P(\{\mathbf{y}_{t'}\}_{0 \leq t' \leq t} | x) P(x)$. Calculating the first two mo-

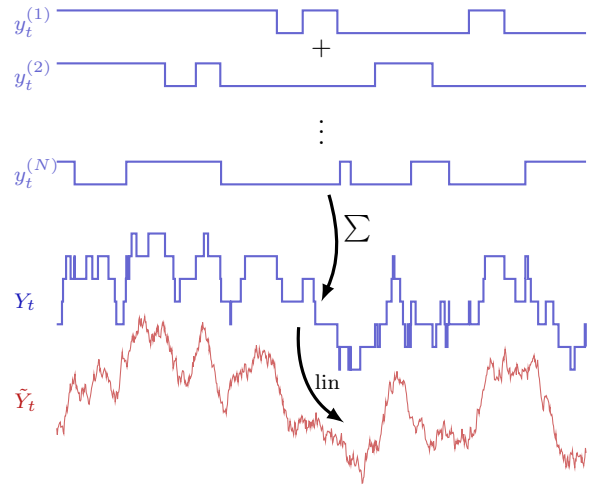


FIG. 3. Two levels of coarse graining. First, $\mathbf{y}_t \equiv (y_t^{(1)}, y_t^{(2)}, \dots, y_t^{(N)}) \rightarrow Y_t = Y[\mathbf{y}(t)]$ without information loss. Second, a linear noise approximation $Y_t \rightarrow \tilde{Y}_t$ with loss of information.

ments of $Y_0, \tau_1, \hat{n}_{01}$ with $\omega_y \equiv w_{01}(0) + w_{10}(0)$ yields

$$\mathcal{I}_N \equiv \left\langle \ln \frac{P(\{\mathbf{y}_{t'}\}_{0 \leq t' \leq t} | x)}{P(\{\mathbf{y}_{t'}\}_{0 \leq t' \leq t})} \right\rangle \approx \frac{1}{2} \ln [1 + (2\alpha^2 - 2\alpha + 1)p(1-p)\mathcal{E}_x^2 N \omega_y t] \quad (8)$$

with equality for $N \omega_y t \gg 1$. The explicit derivation of this formula is shown in [39]. Most prominently, one can easily verify that $\mathcal{I}_N \approx \mathcal{I}_1 + \frac{1}{2} \ln N$ for the long time limit $t \rightarrow \infty$. Since the error (variance) of a signal estimate given the observation is $\propto e^{-2\mathcal{I}_N}$ (see e.g., [38, 39]), one can then associate N parallel measurements with an error, reduced by a factor of N^{-1} , which one expects for N independent measurements. Conversely, we expect $\tilde{\mathcal{I}}_N \approx \tilde{\mathcal{I}}_1 + \frac{1}{2} \ln N$ with equality for $t \rightarrow \infty$. In consequence,

$$\Delta\mathcal{I}_N \equiv \lim_{t \rightarrow \infty} (\mathcal{I}_N - \tilde{\mathcal{I}}_N) = \frac{1}{2} \ln(4\alpha^2 - 4\alpha + 2), \quad (9)$$

where we have used result of the single sensor (6) in the final step, see [39] for the detailed derivation. This result agrees with Fig. 2, where we observe the same loss of information between $\alpha = 0$ (asymmetric weight) and $\alpha = 1/2$ (symmetric weight) for a single sensor as well as for an array of sensors with $N = 100$. It should be noted that the additional information $\Delta\mathcal{I}$ can be also be reached with a prolonged observation time $t \rightarrow t \exp(2\Delta\mathcal{I})$, since $\tilde{\mathcal{I}}_N \approx \text{const.} + \frac{1}{2} \ln(Nt)$ for $t \rightarrow \infty$.

Complex chemical networks, for example the signaling networks in individual cells, typically contain of the order of $N = 10^4 \gg 1$ signaling molecules or receptors. For such systems, it is often reasonable not to try to resolve each reaction of any individual component, but rather to use an approximation with deterministic rate

equations or with a stochastic Brownian motion, see e.g., [28–32, 42]. For the present inference problem, the approximation of the system with a stochastic Brownian motion [28–32] is especially interesting, since it considers fluctuations arising from the discreteness of the system. We will see that this approximation scheme, as illustrated in Fig. 3, loses information about the signal x that remarkably is precisely given by (6) as well.

Before applying the approximation one has to consider the total sensor activity $Y_t \equiv \sum_{i=1}^N y_t^{(i)}$ of the sensor array. Since the sensors are operating independently, one can verify that $\mathcal{I}_N = I[x: \{Y_{t'}\}_{0 \leq t' \leq t}]$, i.e., $\{Y_{t'}\}_{0 \leq t' \leq t}$ contains the same amount of information about the signal x as $\{y_{t'}\}_{0 \leq t' \leq t}$. The linear noise approximation \tilde{Y}_t is now used to approximate $Y_t \simeq \tilde{Y}_t$ with a Langevin equation. The approximation, sketched in Fig. 3, is typically quite accurate for $N \gtrsim 10$ and weakly changing signals x ($\mathcal{E}_x^2 \ll 1$). One can identify three core properties that determine the dynamics of \tilde{Y}_t . First, the correct mean behavior requires $N\tilde{P}^{\text{eq}}(1|x) = \langle \tilde{Y}_\infty \rangle_x \approx \langle Y_\infty \rangle_x = Nw_{01}(x)/[w_{01}(x) + w_{10}(x)]$. A series expansion of the right hand side up to first order yields

$$\tilde{P}^{\text{eq}}(1|x) = p + p(1-p)x \quad (10)$$

where we have used $p = w_{01}(0)/[w_{01}(0) + w_{10}(0)]$ and (1). Second, $\langle \tilde{Y}_t \rangle_x$ decays exponentially to $\langle \tilde{Y}_\infty \rangle_x$ with rate $\omega_y \equiv w_{01}(0) + w_{10}(0)$ that also characterizes the relaxation speed of the system. Third, the steady state variance satisfies $\langle \tilde{Y}_\infty^2 \rangle_x - \langle \tilde{Y}_\infty \rangle_x^2 \approx Np(1-p)$. Adopting these three properties leads to the effective Langevin equation [31]

$$\dot{\tilde{Y}}_t = -\omega_y [\tilde{Y}_t - N\tilde{P}^{\text{eq}}(1|x)] + \xi_t, \quad (11)$$

where ξ_t is standard white noise with $\langle \xi_t \rangle_x = 0$ and $\langle \xi_t \xi_{t'} \rangle_x = 2D\delta(t-t')$ with noise strength $D \equiv N\omega_y p(1-p)$.

The process (11) is the well known linear Ornstein-Uhlenbeck process. For such a linear process optimal filtering strategies exist, known as Kalman-Bucy filters, that infer a normally distributed stochastic value $x \sim \mathcal{N}(0, \mathcal{E}_x^2)$ from the observation $\{\tilde{Y}_{t'}\}_{0 \leq t' \leq t}$ with least variance $\tilde{\mathcal{E}}_t^2 = 2D\mathcal{E}_x^2/[2D + \mathcal{E}_x^2\omega_y^2 t]$, see e.g. [39, 43–45]. Hence, due to the Gaussian nature of the process this linearly approximated process contains information about the signal, which is given by

$$\begin{aligned} \mathcal{I}_N^{\text{lin}} &\equiv I(x: \{\tilde{Y}_{t'}\}_{0 \leq t' \leq t}) = \frac{1}{2} \ln \frac{\mathcal{E}_x^2}{\tilde{\mathcal{E}}_t^2} \\ &= \frac{1}{2} \ln \left[1 + \frac{1}{2} \mathcal{E}_x^2 p(1-p) N \omega_y t \right]. \end{aligned} \quad (12)$$

Using (8) and (12), the information loss of this approximation \tilde{Y}_t in relation to the original Y_t process is given by

$$\mathcal{I}_N - \mathcal{I}_N^{\text{lin}} \approx \frac{1}{2} \ln(4\alpha^2 - 4\alpha + 2), \quad (13)$$

with equality for $t \rightarrow \infty$. In this limit the information of the linearized process satisfies $\mathcal{I}_N^{\text{lin}} \approx \tilde{\mathcal{I}}_N$. Thus the continuous linear noise approximation loses the information about the discontinuous binding events, which can be explained as follows. The linear noise approximation correctly describes the dynamical behavior of the mean $\langle y_t \rangle$ and the second order covariance $\langle y_t y_{t'} \rangle$, i.e., it captures the persistence time $\hat{\tau}_1 = \int_0^t y_{t'} dt'$ up to its second moment. Since the long time limit renders $\hat{\tau}_1$ Gaussian, the linear noise approximation contains the information from $\hat{\tau}_1$. Hence, $\Delta\mathcal{I}$, defined in (6), is precisely the amount of information that is lost by the continuous linear noise approximation. This insight constitutes our second main result: The asymmetry parameter α determines whether the linear noise approximation does lose information on the trajectory level or not. Specifically, only for $\alpha = 1/2$ there is no information loss, which makes the linear noise approximation accurate on the trajectory level. For all “natural” choices $0 \leq \alpha \leq 1$, the lost information is bounded by 1/2 bit per measurement, irrespective of the total number of sensors N .

Conclusion – We have shown that the asymmetry parameter, defined in (2), plays a crucial role for the information acquisition of binary sensory networks, since it determines whether the jump events contain additional information about a signal. Specifically, for a symmetric weight ($\alpha = 1/2$), the jump events do not provide additional information about an external signal x , whereas under “natural conditions” ($0 \leq \alpha \leq 1$) these jump events contain up to 1/2 bit. Most remarkably, this additional information in the jump events is independent of the number of copies N of binary sensors measuring the same signal x .

Furthermore, we have shown that the linear noise approximation, a continuous Brownian motion useful for systems with large copy number ($N \gg 1$), describes the probability distribution and linear correlations of the original system up to second order in persistence time. However, discontinuous (and nonlinear) jump events are not covered by this continuous linear noise approximation. Consequently, it loses information about the original system that is precisely the additional information from the jump events. Hence, the asymmetry parameter α also determines whether the linear noise approximation loses information about the original system. Analogously, for $0 \leq \alpha \leq 1$ information loss due to the linear noise approximation is less or equal 1/2 bit, whereas for $\alpha = 1/2$ no information is lost, making the linear noise approximation accurate on the trajectory level.

For future work, it will be interesting to study implications to competing signals [6], where a sensor computes not just a single signal value. Furthermore, non-equilibrium affinities in multi-state systems may result in non-vanishing currents, such that associated jumps may provide additional information even in the case of a symmetric influence of the signal. Specifically, it has been found that investing non-equilibrium free energy may reduce the dispersion of jump related variables [24], see also

[25, 46, 47]. Moreover, it will be interesting to study the implications for sensory devices measuring continuously changing signal ramps [3, 4, 45], which requires more than a single measurement discussed here.

Finally, an experimental realization of, e.g., a single electron box [34–36], may be a promising non-biological device to study the information gain $\Delta\mathcal{I}$ contained in the

jump events.

ACKNOWLEDGMENTS

We thank A.C. Barato for fruitful interactions and S. Goldt for useful discussions.

-
- [1] H. C. Berg and E. M. Purcell, *Biophys. J.* **20**, 193 (1977).
 [2] R. G. Endres and N. S. Wingreen, *Phys. Rev. Lett.* **103**, 158101 (2009).
 [3] T. Mora and N. S. Wingreen, *Phys. Rev. Lett.* **104**, 248101 (2010).
 [4] G. Aquino, L. Tweedy, D. Heinrich, and R. G. Endres, *Sci. Rep.* **4**, 5688 (2014).
 [5] B. Hu, W. Chen, W.-J. Rappel, and H. Levine, *Phys. Rev. Lett.* **105**, 048104 (2010).
 [6] T. Mora, *Phys. Rev. Lett.* **115**, 038102 (2015).
 [7] G. Aquino, N. S. Wingreen, and R. G. Endres, *J. Stat. Phys.* **162**, 1353 (2016).
 [8] P. R. ten Wolde, N. B. Becker, T. E. Ouldridge, and A. Mugler, *J. Stat. Phys.* **162**, 1395 (2016).
 [9] C. C. Govern and P. R. ten Wolde, *Phys. Rev. Lett.* **109**, 218103 (2012).
 [10] P. Mehta and D. J. Schwab, *Proc. Natl. Acad. Sci. USA* **109**, 17978 (2012).
 [11] Y. Tu, *Proc. Natl. Acad. Sci. USA* **105**, 11737 (2008).
 [12] G. Lan, P. Sartori, S. Neumann, V. Sourjik, and Y. Tu, *Nat. Phys.* **8**, 422 (2012).
 [13] A. C. Barato, D. Hartich, and U. Seifert, *Phys. Rev. E* **87**, 042104 (2013).
 [14] G. De Palo and R. G. Endres, *PLoS Comput. Biol.* **9**, e1003300 (2013).
 [15] M. Skoge, S. Naqvi, Y. Meir, and N. S. Wingreen, *Phys. Rev. Lett.* **110**, 248102 (2013).
 [16] A. H. Lang, C. K. Fisher, T. Mora, and P. Mehta, *Phys. Rev. Lett.* **113**, 148103 (2014).
 [17] C. C. Govern and P. R. ten Wolde, *Proc. Natl. Acad. Sci. USA* **111**, 17486 (2014).
 [18] C. C. Govern and P. R. ten Wolde, *Phys. Rev. Lett.* **113**, 258102 (2014).
 [19] A. C. Barato, D. Hartich, and U. Seifert, *New J. Phys.* **16**, 103024 (2014).
 [20] P. Sartori, L. Granger, C. F. Lee, and J. M. Horowitz, *PLoS Comput. Biol.* **10**, e1003974 (2014).
 [21] D. Hartich, A. C. Barato, and U. Seifert, *New J. Phys.* **17**, 055026 (2015).
 [22] S. Bo, M. Del Giudice, and A. Celani, *J. Stat. Mech.*, P01014 (2015).
 [23] S. Ito and T. Sagawa, *Nat. Commun.* **6**, 7498 (2015).
 [24] A. C. Barato and U. Seifert, *Phys. Rev. Lett.* **114**, 158101 (2015).
 [25] A. C. Barato and U. Seifert, *Phys. Rev. E* **92**, 032127 (2015).
 [26] P. Mehta, A. H. Lang, and D. J. Schwab, *J. Stat. Phys.* **162**, 1153 (2016).
 [27] G. Lan and Y. Tu, *Rep. Prog. Phys.* **79**, 052601 (2016).
 [28] N. G. van Kampen, *Stochastic Processes in Physics and Chemistry*, 3rd ed., North-Holland Personal Library (Elsevier, Amsterdam, 2007).
 [29] J. Elf and M. Ehrenberg, *Genome Research* **13**, 2475 (2003).
 [30] G. Tkačik and A. M. Walczak, *J. Phys.: Condens. Matter* **23**, 153102 (2011).
 [31] P. C. Bressloff, *Stochastic Processes in Cell Biology* (Springer International Publishing, Cham, 2014).
 [32] J. M. Horowitz, *J. Chem. Phys.* **143**, 044111 (2015).
 [33] U. Seifert, *Rep. Prog. Phys.* **75**, 126001 (2012).
 [34] J. V. Koski, V. F. Maisi, J. P. Pekola, and D. V. Averin, *Proc. Natl. Acad. Sci. USA* **111**, 13786 (2014).
 [35] J. V. Koski, V. F. Maisi, T. Sagawa, and J. P. Pekola, *Phys. Rev. Lett.* **113**, 030601 (2014).
 [36] J. V. Koski, A. Kutvonen, I. M. Khaymovich, T. Ala-Nissila, and J. P. Pekola, *Phys. Rev. Lett.* **115**, 260602 (2015).
 [37] P. Strasberg, G. Schaller, T. Brandes, and M. Esposito, *Phys. Rev. Lett.* **110**, 040601 (2013).
 [38] T. M. Cover and J. A. Thomas, *Elements of information theory*, 2nd ed. (Wiley-Interscience, Hoboken, NJ, 2006).
 [39] See Supplemental Material for additional details.
 [40] J. M. R. Parrondo, J. M. Horowitz, and T. Sagawa, *Nat. Phys.* **11**, 131 (2015).
 [41] Z. Koza, *J. Phys. A: Math. Gen.* **32**, 7637 (1999).
 [42] M. Polettoni, A. Wachtel, and M. Esposito, *J. Chem. Phys.* **143**, 184103 (2015).
 [43] B. Øksendal, *Stochastic Differential Equations* (Springer, Berlin Heidelberg, 2003).
 [44] J. M. Horowitz and H. Sandberg, *New J. Phys.* **16**, 125007 (2014).
 [45] D. Hartich, A. C. Barato, and U. Seifert, *Phys. Rev. E* **93**, 022116 (2016).
 [46] P. Pietzonka, A. C. Barato, and U. Seifert, ArXiv e-prints (2015), arXiv:1512.01221 [cond-mat.stat-mech].
 [47] T. R. Gingrich, J. M. Horowitz, N. Perunov, and J. L. England, *Phys. Rev. Lett.* **116**, 120601 (2016).
 [48] R. W. Cottle, *Linear Algebra Appl.* **8**, 189 (1974).

Supplementary Material: Optimal inference strategies and their implications for the linear noise approximation

The Supplementary material is divided into four parts. In Sec. I, we discuss the relation between information and error, especially for Gaussian distributed random variables. In Sec. II, we introduce the generating function that corresponds to the path weight and allows us to calculate all moments of interest. We use the second moments (covariance) to determine the mutual information between signal and the measurement time series in the long time limit. The optimal noise filtering strategy is shown in Sec. III, which is used to calculate the mutual information for the coarse grained process within the linear noise approximation. The comparison to the work of Refs. [25, 41] is presented in Sec. IV.

I. INFORMATION VERSUS ERROR

In this section, we briefly review important aspects of differential entropy and mutual information from [38]. Assume we have a stochastic signal x with probability density $P(x)$. Moreover, m is some measurement that is correlated with x resulting in a conditional distribution $P(m|x)$. Specifically, one can identify m with the sensor state y at time t or with the complete path $\{y_{t'}\}_{0 \leq t' \leq t}$. The conditional entropy that quantifies the uncertainty of the signal x given the measurement m is defined as

$$\begin{aligned} H[x|m] &\equiv -\langle \ln P(x|m) \rangle \\ &= -\int dx \int dm P(m|x) P(x) \ln P(x|m), \end{aligned} \quad (\text{S1})$$

where we have used Bayes' formula to get $P(x|m) = P(m|x)P(x)/P(m)$, where $P(m) = \int dx' P(m|x')P(x')$. Note that $\int dm \cdot$ is a path integral if one identifies m with the path $\{y_{t'}\}_{0 \leq t' \leq t}$. It can be shown that any estimator $\hat{x}(m)$ that is only a function of m (i.e. that uses only the knowledge of m) trying to optimally estimate x satisfies the inequality [38]

$$\begin{aligned} \mathcal{E}_{x|m}^2 &\equiv \langle [x - \hat{x}(m)]^2 \rangle \\ &= \int dx \int dm [x - \hat{x}(m)]^2 P(m|x) P(x) \\ &\geq \frac{1}{2\pi e} e^{-2H[x|m]} \end{aligned} \quad (\text{S2})$$

which can saturate only if x and m are jointly normal distributed.

The uncertainty of the signal before (or without) the measurement is

$$H[x] = -\langle \ln P(x) \rangle = -\int dx P(x) \ln P(x). \quad (\text{S3})$$

Specifically, in the main text we have used a normal distributed signal x with zero mean $\langle x \rangle = 0$ and variance

\mathcal{E}_x^2 . Inserting the normal distribution into (S3) yields

$$H[x] = \frac{1}{2} \ln(2\pi e \mathcal{E}_x^2). \quad (\text{S4})$$

Since side information m always reduces the uncertainty, i.e., $H[x|m] \leq H[x]$ one can define the non-negative mutual information [38]

$$I[x:m] \equiv H[x] - H[x|m] = \left\langle \ln \frac{P(x|m)}{P(x)} \right\rangle, \quad (\text{S5})$$

which is the reduction of uncertainty of the signal x due to the measurement m . Using (S2), (S4) and (S5) one obtains the relation between error and information

$$\frac{\mathcal{E}_{x|m}^2}{\mathcal{E}_x^2} \geq e^{-2I[x:m]}. \quad (\text{S6})$$

Note that this inequality saturates if $m|x$ is normally distributed.

The mutual information is symmetric $I[x:m] = I[m:x]$. Moreover, for jointly Gaussian distribution of $\mathbf{z}^\top \equiv (x, \mathbf{m})$ with covariance

$$\Sigma \equiv \langle \mathbf{z} \mathbf{z}^\top \rangle - \langle \mathbf{z} \rangle \langle \mathbf{z} \rangle^\top \equiv \begin{pmatrix} \mathcal{E}_x^2 & \mathbf{b}^\top \\ \mathbf{b} & \Sigma_m \end{pmatrix} \quad (\text{S7})$$

the mutual information reads

$$I[x:m] = \frac{1}{2} \ln \frac{\mathcal{E}_{x|m}^2}{\mathcal{E}_x^2} = \frac{1}{2} \ln \frac{\det(\Sigma_m)}{\det(\Sigma_{m|x})}, \quad (\text{S8})$$

where the conditional variances can be calculated with the Schur complements of (S7), see [48],

$$\mathcal{E}_{x|m}^2 = \mathcal{E}_x^2 - \mathbf{b}^\top \Sigma_m^{-1} \mathbf{b}, \quad (\text{S9})$$

$$\Sigma_{m|x} = \Sigma_m - \mathbf{b} \frac{1}{\mathcal{E}_x^2} \mathbf{b}^\top. \quad (\text{S10})$$

It will be convenient to express the mutual information in terms of $\Sigma_{m|x}$, \mathcal{E}_x^2 and \mathbf{b} . Therefore, the mutual information between jointly Gaussian variables reads

$$\begin{aligned} I[x:m] &= \frac{1}{2} \ln \left[\frac{\det(\Sigma_{m|x} + \mathbf{b} \frac{1}{\mathcal{E}_x^2} \mathbf{b}^\top)}{\det(\Sigma_{m|x})} \right] \\ &= \frac{1}{2} \ln \left[\det \left(\mathbf{1} + \Sigma_{m|x}^{-1} \mathbf{b} \frac{1}{\mathcal{E}_x^2} \mathbf{b}^\top \right) \right] \\ &= \frac{1}{2} \ln \left(1 + \frac{\mathbf{b}^\top \Sigma_{m|x}^{-1} \mathbf{b}}{\mathcal{E}_x^2} \right). \end{aligned} \quad (\text{S11})$$

In the first step we have used (S8) and (S10). According to the matrix determinant lemma, the determinant of the identity matrix plus a dyadic product can be written as scalar product, which has been used in the final step.

II. GENERATING FUNCTION

In this section, we will define the generating function $\mathcal{G}(\mathbf{s}, t)$, which is related to the conditional path weight $P(\{y_{t'}\}_{0 \leq t' \leq t} | x)$ defined in Eq. (4) of the main text. We will calculate conditional expectation values $\langle \cdots \rangle_x$ that will all depend on the signal value x and satisfy $\langle \cdots \rangle = \int dx P(x) \langle \cdots \rangle_x$.

A. Master equation and generating function

The binary system with states $y = 0, 1$, which evolves stochastically in time, satisfy the master equation

$$\begin{aligned} \frac{\partial}{\partial t} P_t(0) &= w_{10}(x) P_t(1) - w_{01}(x) P_t(0), \\ \frac{\partial}{\partial t} P_t(1) &= w_{01}(x) P_t(0) - w_{10}(x) P_t(1), \end{aligned} \quad (\text{S12})$$

where $P_t(y)$ is the probability for being in state y at time t . Note that $P_t(1) = \langle y_t \rangle_x$ holds. The master equation can be written in matrix notation

$$\frac{d}{dt} \mathbf{P}_t = \mathbf{L} \mathbf{P}_t, \quad (\text{S13})$$

where

$$\mathbf{L} \equiv \begin{pmatrix} -w_{01}(x) & w_{10}(x) \\ w_{01}(x) & -w_{10}(x) \end{pmatrix} \quad \text{and} \quad \mathbf{P}_t \equiv \begin{pmatrix} P_t(0) \\ P_t(1) \end{pmatrix}. \quad (\text{S14})$$

For later convenience, we have dropped notationally the explicit dependence of the generator \mathbf{L} on x . With initial distribution \mathbf{P}_0 the formal time dependent solution reads $\mathbf{P}_t = \exp(\mathbf{L}t) \mathbf{P}_0$, which can be associated with the path weight

$$P(\{y_{t'}\}_{0 \leq t' \leq t} | x) = P_0(y) (L_{01})^{\hat{n}_{10}} (L_{10})^{\hat{n}_{01}} e^{L_{00} \hat{\tau}_0 + L_{11} \hat{\tau}_1}, \quad (\text{S15})$$

see Eq. (4) in the main text. Specifically, $(\mathbf{P}_t)_y$ can be obtained from (S15) by summing over all paths $\{y_{t'}\}_{0 \leq t' \leq t}$ with $y_t = y$.

The generating function is defined as

$$\mathcal{G}(\mathbf{s}, t) \equiv \mathbf{V}^\top \exp[\tilde{\mathcal{L}}(\mathbf{s})t] \mathbf{P}_0, \quad (\text{S16})$$

where $\mathbf{V}^\top \equiv (1, 1)$ and the modified generator reads $\tilde{\mathcal{L}}(\mathbf{s})_{yy'} \equiv L_{yy'} s_{y'y}$, i.e.,

$$\tilde{\mathcal{L}}(\mathbf{s}) = \begin{pmatrix} -w_{01}(x)s_{00} & w_{10}(x)s_{10} \\ w_{01}(x)s_{01} & -w_{10}(x)s_{11} \end{pmatrix}. \quad (\text{S17})$$

Note that $\mathbf{V}^\top \mathbf{P}_t = 1$ and $\mathbf{V}^\top \mathbf{L} = 0$.

From now on “ $\mathbf{s} = 1$ ” means $s_{yy'} = 1$ for all y, y' . Specifically, $\tilde{\mathcal{L}}(\mathbf{s})|_{\mathbf{s}=1} = \mathbf{L}$. The aim of introducing this generating function (S16) is to calculate moments of $\hat{n}_{yy'}$ and $\hat{\tau}_y$, which are functionals of the path $\{y_{t'}\}_{0 \leq t' \leq t}$.

B. Moments and conditional covariance

Since one can interpret (S16) as the path integral over the path weight (S15) with replaced generator $L_{yy'} \rightarrow s_{y'y} L_{yy'}$, we are able to derive the formulas for the first moments by comparing Eqs. (S14) – (S17), which read

$$\langle \hat{\tau}_y \rangle_x = \frac{1}{\mathcal{L}_{yy}} \frac{\partial \mathcal{G}}{\partial s_{yy}} \Big|_{\mathbf{s}=1} \quad (\text{S18})$$

and

$$\langle \hat{n}_{yy'} \rangle_x = \frac{\partial \mathcal{G}}{\partial s_{y'y}} \Big|_{\mathbf{s}=1}. \quad (\text{S19})$$

Similarly, the second moments are given by

$$\langle \hat{\tau}_y^2 \rangle_x = \frac{1}{\mathcal{L}_{yy}^2} \frac{\partial^2 \mathcal{G}}{\partial s_{yy}^2} \Big|_{\mathbf{s}=1}, \quad (\text{S20})$$

$$\langle \hat{n}_{yy'} \hat{\tau}_y \rangle_x = \frac{1}{\mathcal{L}_{yy}} \frac{\partial^2 \mathcal{G}}{\partial s_{y'y} \partial s_{yy}} \Big|_{\mathbf{s}=1}, \quad (\text{S21})$$

$$\langle \hat{n}_{yy'}^2 \rangle_x = \frac{\partial^2 \mathcal{G}}{\partial s_{y'y}^2} \Big|_{\mathbf{s}=1} + \frac{\partial \mathcal{G}}{\partial s_{y'y}} \Big|_{\mathbf{s}=1}. \quad (\text{S22})$$

In the limit $t \gg 1/[w_{01} + w_{10}]$, the maximum eigenvalue (maximum real part) of the modified generator (S17) dominates, which is

$$\begin{aligned} \lambda_{\max}(\mathbf{s}) &= -\frac{w_{01}(x)s_{00} + w_{10}(x)s_{11}}{2} \\ &+ \sqrt{w_{01}(x)w_{10}(x)s_{01}s_{10} + \frac{[w_{01}(x)s_{00} - w_{10}(x)s_{11}]^2}{4}}. \end{aligned} \quad (\text{S23})$$

In this limit, the first moments become

$$\langle \hat{\tau}_1 \rangle_x \approx \frac{w_{01}(x)t}{w_{01}(x) + w_{10}(x)} \quad (\text{S24})$$

$$\langle \hat{n}_{\text{tot}} \rangle_x \equiv \langle \hat{n}_{01} \rangle_x + \langle \hat{n}_{10} \rangle_x \approx \frac{2w_{01}(x)w_{10}(x)t}{w_{01}(x) + w_{10}(x)}. \quad (\text{S25})$$

Analogously, the signal dependent conditional covariance matrix, where $m = (\hat{\tau}_1, \hat{n}_{\text{tot}})$, is defined as

$$\begin{aligned} \Sigma_{m|x}(x) &\equiv \\ &\begin{pmatrix} \langle \hat{\tau}_1^2 \rangle_x - \langle \hat{\tau}_1 \rangle_x^2 & \langle \hat{\tau}_1 \hat{n}_{\text{tot}} \rangle_x - \langle \hat{\tau}_1 \rangle_x \langle \hat{n}_{\text{tot}} \rangle_x \\ \langle \hat{\tau}_1 \hat{n}_{\text{tot}} \rangle_x - \langle \hat{\tau}_1 \rangle_x \langle \hat{n}_{\text{tot}} \rangle_x & \langle \hat{n}_{\text{tot}}^2 \rangle_x - \langle \hat{n}_{\text{tot}} \rangle_x^2 \end{pmatrix}, \end{aligned} \quad (\text{S26})$$

which, for $t \gg 1/(w_{01} + w_{10})$, reads

$$\begin{aligned} \Sigma_{m|x}(x) &\approx \frac{2w_{01}(x)w_{10}(x)t}{[w_{10}(x) + w_{01}(x)]^3} \\ &\times \begin{pmatrix} 1 & w_{10}(x) - w_{01}(x) \\ w_{10}(x) - w_{01}(x) & 2[w_{01}(x)^2 + w_{10}(x)^2] \end{pmatrix}. \end{aligned} \quad (\text{S27})$$

The conditional variance can then be obtained by

$$\Sigma_{m|x} \equiv \int dx P(x) \Sigma_{m|x}(x) \approx \Sigma_{m|x}(0) + \Sigma''_{m|x}(0) \mathcal{E}_x^2, \quad (\text{S28})$$

where for our purposes $\Sigma_{m|x} \approx \Sigma_{m|x}(0)$ suffices for eq. (S11). Note that we show in the last section how one can perform the calculations for more complicated systems with more than 2 states, where it maybe difficult to determine the eigenvalue (S23).

C. Mutual information from generating function

For the mutual information (S11), we need $\Sigma_{m|x}(0)$, which is given by (S27) and \mathbf{b} from (S7), which is

$$\begin{aligned} \mathbf{b} &\equiv \begin{pmatrix} \langle x \hat{\tau}_1 \rangle - \langle x \rangle \langle \hat{\tau}_1 \rangle \\ \langle x \hat{n}_{\text{tot}} \rangle - \langle x \rangle \langle \hat{n}_{\text{tot}} \rangle \end{pmatrix} = \begin{pmatrix} \langle x \hat{\tau}_1 \rangle \\ \langle x \hat{n}_{\text{tot}} \rangle \end{pmatrix} \\ &= \int dx P(x) \begin{pmatrix} x \langle \hat{\tau}_1 \rangle_x \\ x \langle \hat{n}_{\text{tot}} \rangle_x \end{pmatrix} \\ &\approx \mathcal{E}_x^2 \frac{\partial}{\partial x} \begin{pmatrix} \langle \hat{\tau}_1 \rangle_x \\ \langle \hat{n}_{\text{tot}} \rangle_x \end{pmatrix} \Big|_{x=0}. \end{aligned} \quad (\text{S29})$$

Using the definition of the asymmetry parameter eq. (2) in the main text and Eqs. (S24), (S25) we obtain

$$\mathbf{b} \approx \frac{\mathcal{E}_x^2 w_{01}(0) w_{10}(0) t}{[w_{01}(0) + w_{10}(0)]^2} \begin{pmatrix} 1 \\ 2(1 - \alpha) w_{10}(0) - 2\alpha w_{01}(0) \end{pmatrix}. \quad (\text{S30})$$

The mutual information between jointly Gaussian variables then reads

$$\begin{aligned} \mathcal{I} &\approx I[x: \hat{\tau}_1, \hat{n}_{\text{tot}}] \approx \frac{1}{2} \ln \left(1 + \frac{\mathbf{b}^\top \Sigma_{m|x}(0)^{-1} \mathbf{b}}{\mathcal{E}_x^2} \right) \\ &= \frac{1}{2} \ln \left[1 + (2\alpha^2 - 2\alpha + 1) \frac{\mathcal{E}_x^2 w_{01}(0) w_{10}(0) t}{w_{01}(0) + w_{10}(0)} \right], \end{aligned} \quad (\text{S31})$$

where we have inserted (S27) and (S30) in (S11).

Similarly for $\tilde{\mathcal{I}}$, where $m = \hat{\tau}_1$, one obtains the coarse grained mutual information by using the upper right component of (S27) and the first component of (S30)

$$\begin{aligned} \tilde{\mathcal{I}} &\approx I[x: \hat{\tau}_1] \approx \frac{1}{2} \ln \left(1 + \frac{(\mathbf{b}_0)^2}{[\Sigma_{m|x}(0)]_{00} \mathcal{E}_x^2} \right) \\ &= \frac{1}{2} \ln \left[1 + \frac{1}{2} \frac{\mathcal{E}_x^2 w_{01}(0) w_{10}(0) t}{w_{01}(0) + w_{10}(0)} \right]. \end{aligned} \quad (\text{S32})$$

Comparing (S31) and (S32) leads immediately to eq. (6) in the main text.

D. Multiple independent sensors

For a sensor array $\mathbf{y}_t = (y_t^{(1)}, \dots, y_t^{(N)})$ of N independent sensors, see top panel of Fig. 3 in the main text for

an illustration, the path weight becomes

$$P(\{\mathbf{y}_{t'}\}_{0 \leq t' \leq t} | x) = \prod_{i=1}^N P(\{y_{t'}^{(i)}\}_{0 \leq t' \leq t} | x), \quad (\text{S33})$$

where each path weight $P(\{y_{t'}^{(i)}\}_{0 \leq t' \leq t} | x)$ is given by eq. (4) in the main text with respective individual functionals $\hat{n}_{yy'}^{(i)}$ and $\tau_y^{(i)}$ with $\tau_0^{(i)} + \tau_1^{(i)} = t$. The resulting total path weight is given by eq. (7) in the main text. The functional of the path $\{\mathbf{y}_{t'}\}_{0 \leq t' \leq t}$

$$\mathbf{f} \equiv \begin{pmatrix} Y_0 \\ \tau_1 \\ \hat{n}_{01} \\ \hat{n}_{10} \end{pmatrix} = \sum_{i=1}^N \begin{pmatrix} y_0^{(i)} \\ \tau_1^{(i)} \\ \hat{n}_{01}^{(i)} \\ \hat{n}_{10}^{(i)} \end{pmatrix} \equiv \sum_{i=1}^N \mathbf{f}^{(i)}, \quad (\text{S34})$$

fully determines the path weight (S33) that is given by eq. (7) in the main text. Most importantly, the first moments satisfy

$$\langle \mathbf{f} \rangle_x = \sum_{i=1}^N \langle \mathbf{f}^{(i)} \rangle_x = N \langle \mathbf{f}^{(1)} \rangle_x \quad (\text{S35})$$

and similarly, the variance is given by

$$\begin{aligned} \langle \mathbf{f} \mathbf{f}^\top \rangle_x - \langle \mathbf{f} \rangle_x \langle \mathbf{f}^\top \rangle_x &= \sum_{i,j} \left[\langle \mathbf{f}^{(i)} \mathbf{f}^{(j)\top} \rangle_x - \langle \mathbf{f}^{(i)} \rangle_x \langle \mathbf{f}^{(j)\top} \rangle_x \right] \\ &= N \left[\langle \mathbf{f}^{(1)} \mathbf{f}^{(1)\top} \rangle_x - \langle \mathbf{f}^{(1)} \rangle_x \langle \mathbf{f}^{(1)\top} \rangle_x \right], \end{aligned} \quad (\text{S36})$$

where we have used that $\langle \mathbf{f}^{(i)} \mathbf{f}^{(j)} \rangle_x = \langle \mathbf{f}^{(i)} \rangle_x \langle \mathbf{f}^{(j)} \rangle_x$ for $i \neq j$ and that each moment of $\mathbf{f}^{(i)}$ coincides with the respective moment of $\mathbf{f}^{(1)}$.

Using similar arguments as for the single sensor case one can see that each forward jump must be compensated by a reverse jump, i.e., the coarse grained statistics $\mathbf{m} \equiv (\hat{\tau}_1, \hat{n}_{\text{tot}}) = (\hat{\tau}_1, \hat{n}_{01} + \hat{n}_{10})$ satisfies

$$\mathcal{I}_N = I[x: \mathbf{f}] \approx I[x: \mathbf{m}]. \quad (\text{S37})$$

First, from (S35) it follows $\mathbf{b}_N = N\mathbf{b}$, where \mathbf{b} is given from the single sensor solution (S30). Second, from (S36) it follows that $\Sigma_{m|x,N}(x) = N\Sigma_{m|x}(x)$. Substituting $\mathbf{b} \rightarrow \mathbf{b}_N$ and $\Sigma_{m|x}(0) \rightarrow \Sigma_{m|x,N}(0)$ in (S31) yields the mutual information

$$\begin{aligned} \mathcal{I}_N &\approx \frac{1}{2} \ln \left(1 + N \frac{\mathbf{b}^\top \Sigma_{m|x}(0)^{-1} \mathbf{b}}{\mathcal{E}_x^2} \right) \\ &= \frac{1}{2} \ln \left[1 + N(2\alpha^2 - 2\alpha + 1) \frac{\mathcal{E}_x^2 w_{01}(0) w_{10}(0) t}{w_{01}(0) + w_{10}(0)} \right] \end{aligned} \quad (\text{S38})$$

between the time series $\{\mathbf{y}_{t'}\}_{0 \leq t' \leq t}$ of an array of N sensors and the signal x for $t \gg 1/\omega_y$, which is precisely

equation (8) in the main text, where $\omega_y \equiv w_{01}(0) + w_{10}(0)$ and $p \equiv w_{01}(0)/[w_{01}(0) + w_{10}(0)]$.

Similarly, one obtains

$$\tilde{\mathcal{I}}_N \equiv I[x : \hat{\tau}_1] \approx \frac{1}{2} \ln \left[1 + \frac{N \mathcal{E}_x^2 w_{01}(0) w_{10}(0) t}{2 w_{01}(0) + w_{10}(0)} \right]. \quad (\text{S39})$$

Comparing (S38) and (S39) results in

$$\lim_{t \rightarrow \infty} (\mathcal{I}_N - \tilde{\mathcal{I}}_N) = \frac{1}{2} \ln (4\alpha^2 - 4\alpha + 2), \quad (\text{S40})$$

which does not depend on N and is precisely the loss of information $\Delta \mathcal{I}$ of a single sensor that is given by (6) in the main text.

III. OPTIMAL FILTERING FOR GAUSSIAN PROCESS

From the linear noise approximation, we have the Langevin equation

$$\dot{\tilde{Y}}_t = -\omega_y [\tilde{Y}_t - N \tilde{P}^{\text{eq}}(1|x)] + \xi_t, \quad (\text{S41})$$

where $\omega_y = w_{01}(0) + w_{10}(0)$, $\tilde{P}^{\text{eq}}(1|x) \equiv p + p(1-p)x$ with $p = w_{01}(0)/\omega_y$, and finally, the white noise ξ_t satisfies $\langle \xi_t \xi_{t'} \rangle = 2D\delta(t-t')$ with $D \equiv N\omega_y p(1-p)$. The goal of filtering is to estimate the signal x such that

$$\tilde{\mathcal{E}}_t^2 \equiv \langle (x - \hat{x}_t)^2 \rangle \quad (\text{S42})$$

becomes minimal, where \hat{x}_t is a functional of the trajectory $\{\tilde{Y}_{t'}\}_{0 \leq t' \leq t}$. For a Gaussian process like (S41), one can verify that \hat{x}_t must be a linear projection of x on $\{\tilde{Y}_{t'}\}_{0 \leq t' \leq t}$, i.e., $\langle (x - \hat{x}_t) \tilde{Y}_{t'} \rangle = 0$ for $0 \leq t' \leq t$ [43].

After rewriting (S41) as an Ito differential equation

$$d\tilde{Y}_t = -\omega_y [\tilde{Y}_t - N \tilde{P}^{\text{eq}}(1|x)] dt + d\xi_t, \quad (\text{S43})$$

where $d\xi_t$ is the increment of a Wiener Process with $d\xi_t^2 = 2N\omega_y p(1-p)dt$, one obtains, by applying a Gram-Schmidt procedure for the projection \hat{x}_t , the differential equation [43]

$$\begin{aligned} d\hat{x}_t &= \frac{\langle x d\tilde{Y}_t^\perp \rangle}{\langle (d\tilde{Y}_t^\perp)^2 \rangle} d\tilde{Y}_t^\perp \\ &= \frac{\tilde{\mathcal{E}}_t^2}{2} [N\omega_y p(1-p)(x - \hat{x}_t) dt + d\xi_t], \end{aligned} \quad (\text{S44})$$

with $\hat{x}_0 \equiv \langle x \rangle = 0$. This in turn leads to the so-called Riccati equation [43–45]

$$\frac{d}{dt} \tilde{\mathcal{E}}_t^2 = -\frac{N}{2} \omega_y p(1-p) \tilde{\mathcal{E}}_t^4 \quad (\text{S45})$$

with $\tilde{\mathcal{E}}_0 = \langle x^2 \rangle = \mathcal{E}_x^2$. One can immediately see that the solution is given by

$$\frac{1}{\tilde{\mathcal{E}}_t^2} = \frac{1}{\mathcal{E}_x^2} + \frac{N\omega_y p(1-p)}{2} t. \quad (\text{S46})$$

Calculating the mutual information between the signal x and the trajectory $\{\tilde{Y}_{t'}\}_{0 \leq t' \leq t}$, which according to (S8) reads

$$\begin{aligned} \mathcal{I}_N^{\text{lin}} &\equiv I[x : \{\tilde{Y}_{t'}\}_{0 \leq t' \leq t}] = I[x : \hat{x}_t] = \frac{1}{2} \ln \frac{\mathcal{E}_x^2}{\tilde{\mathcal{E}}_t^2} \\ &= \frac{1}{2} \ln \left[1 + \frac{N}{2} p(1-p) \mathcal{E}_x^2 \omega_y t \right] \approx \tilde{\mathcal{I}}_N, \end{aligned} \quad (\text{S47})$$

where we set $\mathcal{E}_{x|\text{m}} \rightarrow \tilde{\mathcal{E}}_t$ and identified the result finally with $\tilde{\mathcal{I}}_N$ given in (S39). Note that all intermediate steps are exact due to the Gaussian nature of the coarse grained process \tilde{Y}_t .

IV. METHOD OF REFERENCES [25,41] FOR JOINT DISPERSIONS

In the limit $t \rightarrow \infty$, the generating function (S16) has the form $\mathcal{G}(\mathbf{s}, t) \approx \phi(\mathbf{s}) e^{\lambda_{\text{max}}(\mathbf{s})t}$ with equality for $t \rightarrow \infty$. Moreover, the conservation of probability determines $\phi(\mathbf{s})|_{\mathbf{s}=1} = 1$ and the existence of a steady state requires $\lambda_{\text{max}}(\mathbf{s})|_{\mathbf{s}=1} = 0$. Let $a = s_{ij}$ and $b = s_{kl}$. Thus one obtains

$$\begin{aligned} \left. \frac{\partial \mathcal{G}(\mathbf{s}, t)}{\partial a} \right|_{\mathbf{s}=1} &= \left. \frac{\partial \lambda_{\text{max}}(\mathbf{s})}{\partial a} \right|_{\mathbf{s}=1} t + \left. \frac{\partial \phi(\mathbf{s})}{\partial a} \right|_{\mathbf{s}=1} \\ &\approx \left. \frac{\partial \lambda_{\text{max}}(\mathbf{s})}{\partial a} \right|_{\mathbf{s}=1} t. \end{aligned} \quad (\text{S48})$$

Similarly, the dispersion is related to the second derivative

$$\begin{aligned} \left. \frac{\partial^2 \mathcal{G}(\mathbf{s}, t)}{\partial a \partial b} \right|_{\mathbf{s}=1} - \left. \frac{\partial \mathcal{G}(\mathbf{s}, t)}{\partial a} \right|_{\mathbf{s}=1} \left. \frac{\partial \mathcal{G}(\mathbf{s}, t)}{\partial b} \right|_{\mathbf{s}=1} \\ \approx \left. \frac{\partial^2 \lambda_{\text{max}}(\mathbf{s})}{\partial a \partial b} \right|_{\mathbf{s}=1} t. \end{aligned} \quad (\text{S49})$$

Following the same procedure as in [41] (see also [25]) one can obtain the derivatives of the maximal eigenvalue directly from the characteristic polynomial

$$\begin{aligned} \chi_{\tilde{\mathcal{L}}(\mathbf{s})}(\lambda) &= \det[\tilde{\mathcal{L}}(\mathbf{s}) - \lambda \mathbf{1}] = \prod_i (\lambda_i(\mathbf{s}) - \lambda) \\ &= \overbrace{\prod_i \lambda_i(\mathbf{s})}^{\equiv C_0(\mathbf{s})} - \lambda \overbrace{\sum_j \prod_{j \neq i} \lambda_i(\mathbf{s})}^{\equiv C_1(\mathbf{s})} + \lambda^2 \overbrace{\sum_{i < j} \prod_{k \neq i, j} \lambda_k(\mathbf{s})}^{\equiv C_2(\mathbf{s})} + \mathcal{O}(\lambda)^3, \end{aligned} \quad (\text{S50})$$

where $\lambda_i(\mathbf{s})$ are the eigenvalues of $\tilde{\mathcal{L}}(\mathbf{s})$, which need not to be known explicitly. Since $i \neq \max$ implies $\lambda_i(\mathbf{s})|_{\mathbf{s}=1} \neq 0$

and $\lambda_{\max}(\mathbf{s})|_{s=1} = 0$, we find

$$C_0(\mathbf{s})|_{s=1} = 0, \quad (\text{S51})$$

$$C_1(\mathbf{s})|_{s=1} = \prod_{i \neq \max} \lambda_i(\mathbf{s})|_{s=1}, \quad (\text{S52})$$

$$C_2(\mathbf{s})|_{s=1} = \sum_{i \neq \max} \left[\prod_{j \neq i, \max} \lambda_j(\mathbf{s})|_{s=1} \right]. \quad (\text{S53})$$

Hence, one can identify

$$\left. \frac{\partial \lambda_{\max}(\mathbf{s})}{\partial a} \right|_{s=1} = \left[\frac{1}{C_1(\mathbf{s})} \frac{\partial C_0(\mathbf{s})}{\partial a} \right]_{s=1}. \quad (\text{S54})$$

With (S48) and (S54) one is able to calculate the first moments (S18) and (S19).

Similarly, after some extended algebra we obtain

$$\begin{aligned} \left. \frac{\partial^2 \lambda_{\max}(\mathbf{s})}{\partial a \partial b} \right|_{s=1} &= \frac{1}{C_1} \left. \frac{\partial^2 C_0}{\partial a \partial b} \right|_{s=1} \\ &+ \left[\frac{2C_2}{C_1^3} \frac{\partial C_0}{\partial a} \frac{\partial C_0}{\partial b} - \frac{1}{C_1^2} \left(\frac{\partial C_0}{\partial a} \frac{\partial C_1}{\partial b} + \frac{\partial C_0}{\partial b} \frac{\partial C_1}{\partial a} \right) \right]_{s=1}. \end{aligned} \quad (\text{S55})$$

With this method, similar to [25, 41], one obtains for $i \neq j$ with $a = s_{ij}$ and $b = s_{kk}$ the coupled dispersion between a jump variable \hat{n}_{ij} and the persistence time $\hat{\tau}_k$. The procedure is as follows. One needs (S54) and (S55) to calculate (S48), (S49), which in turn with (S18)-(S22) can be used to calculate the covariances of persistence time and/or jump events.

To illustrate the procedure, let us use our specific two state model with modified generator (S17) that leads to the characteristic polynomial

$$\begin{aligned} \chi_{\tilde{\mathcal{L}}(\mathbf{s})}(\lambda) &= w_{01}(x)w_{10}(x)(s_{00}s_{11} - s_{10}s_{01}) \\ &+ [w_{01}(x)s_{00} + w_{10}(x)s_{11}]\lambda + \lambda^2, \end{aligned} \quad (\text{S56})$$

where we can identify $C_0(\mathbf{s})$ in the first line, C_1 in minus the brackets $C_1 = -[\dots]$, and $C_2 = 1$. Specifically, for the first moment $\langle \hat{\tau}_1 \rangle$, we set $a = s_{11}$ to get $C_1|_{s=1} = -[w_{01}(x) + w_{10}(x)]$ and $(\partial_a C_0)|_{s=1} = w_{01}(x)w_{10}(x)$. Using (S54) implies $\partial_a \lambda_{\max}(\mathbf{s})|_{s=1} = -w_{01}(x)w_{10}(x)/[w_{01}(x) + w_{10}(x)]$. Inserting the result into (S48) and using (S18), which states that $\langle \tau_1 \rangle \approx t \partial_a \lambda_{\max}(\mathbf{s})|_{s=1}/[-w_{10}(x)]$, yields the first moment

$$\langle \tau_1 \rangle_x \approx \frac{w_{01}(x)t}{w_{01}(x) + w_{10}(x)}, \quad (\text{S57})$$

which agrees with (S24).

For the variance $\langle \hat{\tau}_1^2 \rangle_x - \langle \hat{\tau}_1 \rangle_x^2$ we use (S55) with $a = b = s_{11}$, $(\partial_a^2 C_0)|_{s=1} = 0$, $(\partial_a C_0)|_{s=1} = w_{01}(x)w_{10}(x)$, and $C_1|_{s=0} = -[w_{01}(x) + w_{10}(x)]$ and $(\partial_a C_1)|_{s=1} = -w_{10}(x)$, to obtain

$$\begin{aligned} \frac{\partial^2 \lambda_{\max}}{\partial a^2} &= \frac{2[w_{01}(x)w_{10}(x)]^2}{-[w_{01}(x) + w_{10}(x)]^3} + \frac{2w_{01}(x)w_{10}(x)^2}{[w_{01}(x) + w_{10}(x)]^2} \\ &= \frac{2w_{01}(x)w_{10}(x)^3}{[w_{01}(x) + w_{10}(x)]^3}. \end{aligned} \quad (\text{S58})$$

With (S18) and (S20) we obtain

$$\langle \hat{\tau}_1^2 \rangle - \langle \hat{\tau}_1 \rangle^2 \approx \frac{2w_{01}(x)w_{10}(x)t}{[w_{01}(x) + w_{10}(x)]^3}, \quad (\text{S59})$$

which agrees with (S27). Similarly, one can determine all remaining entries in the covariance matrix (S27).