

Entropy Production and Effective Viscosity in Heavy-Ion Collisions

Yu. B. Ivanov^{1,2,*} and A. A. Soldatov^{2,†}

¹*National Research Centre "Kurchatov Institute", 123182 Moscow, Russia*

²*National Research Nuclear University "MEPhI" (Moscow Engineering Physics Institute), Moscow 115409, Russia*

Entropy production and an effective viscosity in central Au+Au collisions are estimated in a wide range of incident energies $3.3 \text{ GeV} \leq \sqrt{s_{NN}} \leq 39 \text{ GeV}$. The simulations are performed within a three-fluid model employing three different equations of state with and without deconfinement transition, which are equally good in reproduction of the momentum-integrated elliptic flow of charged particles in the considered energy range. It is found that more than 80% entropy is produced during a short early collision stage which lasts $\sim 1 \text{ fm/c}$ at highest considered energies $\sqrt{s_{NN}} \gtrsim 20 \text{ GeV}$. The estimated values of the viscosity-to-entropy ratio (η/s) are approximately the same in all considered scenarios. At final stages of the system expansion they range from ~ 0.05 at highest considered energies to ~ 0.5 lowest ones. It is found that the η/s ratio decreases with the temperature (T) rise approximately as $\sim 1/T^4$ and exhibits a rather weak dependence on the net-baryon density.

PACS numbers: 25.75.-q, 25.75.Nq, 24.10.Nz

Keywords: relativistic heavy-ion collisions, hydrodynamics, deconfinement

I. INTRODUCTION

Dissipation in strongly interacting matter is an important property of the dynamics of heavy-ion collisions. The entropy is a key quantity that characterizes the dissipation. Fast entropy generation at the initial stage of the collision is still one of the main challenges for the theory [1, 2]. The low-dissipative collective evolution following this short initial stage is better theoretically understood. It is described by hydrodynamics with relatively low viscosity. Observables that are the most sensitive to the dissipation at the expansion stage of the reaction are elliptic flow and other anisotropic flow coefficients. This dissipation deduced from analysis of experimental data at the Large Hadron Collider (LHC) at CERN and at top energies of the Relativistic Heavy Ion Collider (RHIC) at Brookhaven National Laboratory (BNL) amounts to $\eta/s \approx 0.1 - 0.2$ in terms of the viscosity-to-entropy ratio [3]. Theoretical estimates of this ratio in the quark-gluon phase (QGP) are in agreement with the values deduced from the data.

It was expected that at lower collision energies, i.e. at energies of the Beam Energy Scan (BES) program at RHIC and below, the viscosity of the matter should rapidly rise because the system spends most of its time in the hadronic phase [4]. This would result in a reduction of the elliptic flow as compared with that at the top RHIC energies. One of the surprises of the BES RHIC program has been that the elliptic flow of charged hadrons does not change significantly when the collision energy is reduced from $\sqrt{s_{NN}} = 200$ to 10 GeV [5]. This implied that the η/s ratio is not considerably larger at low energies than that at high energies. The analysis of the STAR data [5], performed within a hybrid model [6], indeed in-

dicated that the η/s ratio increases only up to value of 0.2 at the lowest energy of the BES RHIC program, i.e. $\sqrt{s_{NN}} = 7.7 \text{ GeV}$ [7]. In Refs. [8–11] it was found that a hadronic system with a large net-baryon density is closer to the ideal fluid limit than the corresponding gas with zero net-baryon density. The latter suggests that the system created at lower collision energies may display a fluid-like behavior with an effective fluidity close to that found at RHIC top-energy collisions, thus explaining why the elliptic flow measured at lower RHIC energies is close to that observed at the top RHIC energies.

In our recent paper [12] we found that the model of the three-fluid dynamics (3FD) [13] equally well describes the STAR data [5] on the transverse-momentum-integrated elliptic flow of charged particles at energies from $\sqrt{s_{NN}} = 7.7$ to 39 GeV within very different scenarios characterized by very different equations of state (EoS's)—a purely hadronic EoS [14] and two versions of the EoS involving the deconfinement transition [15], i.e. a first-order phase transition and a smooth crossover one. An example of achieved reproduction of the experimental data is presented in Fig. 1. In Fig. 1, FOPI data for $Z=1$ particles [16] are also displayed because $Z=1$ particles dominate among charged particles in the respective energy range. In Ref. [12] we failed to answer the question why it happens, though we suspected that the reason is that the dissipation in the 3FD dynamics with different EoS's is very similar. The 3FD model does not include viscosity in its formulation. However, dissipation is present in the 3FD through friction interaction between participated fluids. Though it is difficult to quantitatively express the 3FD dissipation in terms of the effective viscosity, because this dissipation depends on the dynamics of the collisions rather than only on the parameters of the 3FD model.

In the present paper we calculate the entropy production in the 3FD simulations at various energies and within different scenarios in order to quantify the dissipation in the 3FD model. To estimate this dissipation in

*e-mail: Y.Ivanov@gsi.de

†e-mail: saa@ru.net

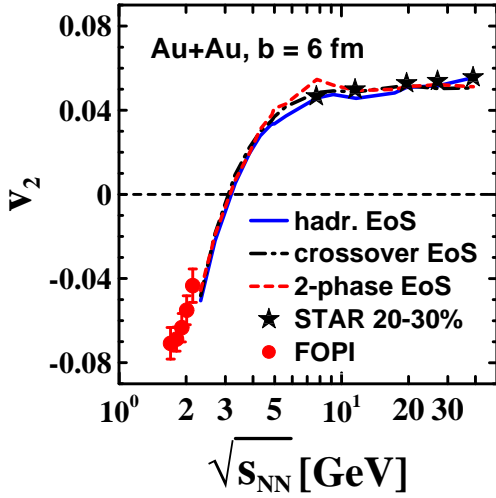


FIG. 1: (Color online) Elliptic flow of charged particles at midrapidity as a function of incident energy in mid-central collisions Au+Au at impact parameter $b = 6$ fm. Experimental data on the integral elliptic flow of charged particles are from STAR Collaboration [5] (subset v2(EP)). FOPI data for $Z=1$ particles [16] are also displayed.

therms of an effective viscosity, we consider this entropy as if it is generated within the conventional one-fluid viscous hydrodynamics. The results of this study have been briefly reported in letter [17].

II. THE 3FD MODEL

The 3FD model treats [13] the collision process within the fluid dynamics from the very beginning, i.e. the stage of cold nuclei, up to freeze-out. The 3-fluid approximation is a minimal way to simulate the finite stopping power at the initial stage of the collision. Within this approximation a generally nonequilibrium distribution of baryon-rich matter is modeled by counter-streaming baryon-rich fluids initially associated with constituent nucleons of the projectile (p) and target (t) nuclei. In addition, newly produced particles, populating the midrapidity region, are associated with a separate net-baryon-free fluid—so called “fireball” fluid (f-fluid). A certain formation time τ_f is allowed for the f-fluid, during which the matter of the fluid propagates without interactions. The formation time is associated with a finite time of string formation. Each of these fluids (the f-fluid after its formation) is governed by conventional hydrodynamic equations. The continuity equations for the baryon charge read

$$\partial_\mu J_\alpha^\mu(x) = 0, \quad (1)$$

for $\alpha = p$ and t , where $J_\alpha^\mu = n_\alpha u_\alpha^\mu$ is the baryon current defined in terms of proper (i.e. in the local rest frame) net-baryon density n_α and hydrodynamic 4-velocity u_α^μ normalized as $u_{\alpha\mu} u_\alpha^\mu = 1$. Eq. (1) implies that there is

no baryon-charge exchange between p-, t- and f-fluids, as well as that the baryon current of the fireball fluid is identically zero, $J_f^\mu = 0$. Equations of the energy-momentum exchange between fluids are formulated in terms of energy-momentum tensors $T_\alpha^{\mu\nu}$ of the fluids

$$\partial_\mu T_p^{\mu\nu}(x) = -F_p^\nu(x) + F_{fp}^\nu(x), \quad (2)$$

$$\partial_\mu T_t^{\mu\nu}(x) = -F_t^\nu(x) + F_{ft}^\nu(x), \quad (3)$$

$$\begin{aligned} \partial_\mu T_f^{\mu\nu}(x) = & -F_{fp}^\nu(x) - F_{ft}^\nu(x) \\ & + \int d^4x' \delta^4(x - x' - U_F(x')\tau_f) \\ & \times [F_p^\nu(x') + F_t^\nu(x')], \end{aligned} \quad (4)$$

where the F_α^ν are friction forces originating from inter-fluid interactions. F_p^ν and F_t^ν in Eqs. (2)–(3) describe energy-momentum loss of the baryon-rich fluids due to their mutual friction. A part of this loss $|F_p^\nu - F_t^\nu|$ is transformed into thermal excitation of these fluids, while another part $(F_p^\nu + F_t^\nu)$ gives rise to particle production into the fireball fluid (see Eq. (4)). F_{fp}^ν and F_{ft}^ν are associated with friction of the fireball fluid with the p- and t-fluids, respectively. Here τ_f is the formation time, and

$$U_F^\nu(x') = \frac{u_p^\nu(x') + u_t^\nu(x')}{|u_p(x') + u_t(x')|} \quad (5)$$

is a 4-velocity the free-propagation of the produced fireball matter. In fact, this is a velocity of the fireball matter at the moment of its production. Accordingly to Eq. (4), this matter gets formed only after the time span $U_F^0 \tau_f$ upon the production, and in different space point $\mathbf{x}' - \mathbf{U}_F(x') \tau_f$, as compared to the production point \mathbf{x}' .

Making sums of Eq. (1) for different fluids ($\alpha = p, t$ and f) we arrive at the local baryon charge conservation

$$\partial_\mu [J_p^\mu(x) + J_t^\mu(x) + J_f^\mu(x)] = 0. \quad (6)$$

Summation of Eqs. (2)–(4) gives us

$$\begin{aligned} \partial_\mu [T_p^{\mu\nu}(x) + T_t^{\mu\nu}(x) + T_f^{\mu\nu}(x)] = & -[F_p^\nu(x) + F_t^\nu(x)] \\ & + \int d^4x' \delta^4(x - x' - U_F(x')\tau_f) [F_p^\nu(x') + F_t^\nu(x')]. \end{aligned} \quad (7)$$

The l.h.s. of this equation is nonzero, in general. It means that there is no energy-momentum conservation. This occurs because a part of the energy-momentum is stored in the still unformed f-fluid that does not take part in the hydrodynamic evolution. At later stages of the collision the loss term on the r.h.s. $[F_p^\nu(x) + F_t^\nu(x)]$ becomes zero because the baryon-rich (p and t fluids) are either mutually stopped and hence unified or they are spatially separated. When in addition the formation of the f-fluid is completed, the gain term on the r.h.s., i.e. the integral term, also becomes zero. Then the r.h.s. of this equation becomes zero. Thus, we arrive at the local energy-momentum conservation.

Standard manipulations [18, 19] with Euler equations (2)–(4) give us entropy production in each fluid

$$\partial_\mu (u_p^\mu s_p) = u_{p\mu} (-F_p^\mu + F_{fp}^\mu), \quad (8)$$

$$\partial_\mu(u_t^\mu s_t) = u_{t\mu}(-F_t^\mu + F_{ft}^\mu), \quad (9)$$

$$\begin{aligned} \partial_\mu(u_f^\mu s_f) = & u_{f\mu} \left\{ -F_{fp}^\mu - F_{ft}^\mu \right. \\ & + \int d^4x' \delta^4(x - x' - U_F(x')\tau_f) \\ & \times \left[F_p^\mu(x') + F_t^\mu(x') \right] \left. \right\}, \end{aligned} \quad (10)$$

where s_α is a proper entropy density of the α fluid. Though, it is not necessarily to use these equations to calculate the entropy production. It is easier to use the thermodynamic relation

$$s_\alpha = \frac{1}{T_\alpha}(\varepsilon_\alpha + P_\alpha - n_\alpha \mu_\alpha) \quad (11)$$

in order to determine s_α . Here, T_α , ε_α , P_α and μ_α are the temperature, the proper energy density, the pressure and the baryon chemical potential of the α fluid. All these quantities are known from solution of the 3FD equations (1)-(4). The total entropy is then calculated by integration over volume of the system

$$S = \sum_\alpha \int dV u_\alpha^0 s_\alpha \quad (12)$$

However, this is not quite consistent definition of the entropy because the entropy is not always an extensive quantity. The entropy is indeed an extensive quantity with respect to matter contained in several non-overlapping volumes or to different particle species in the same volume, though not with respect to identical particles in the same volume which are artificially subdivided into several subgroups. For instance, let us consider pions which are present in all three fluids. Let the distribution function of pions over momenta (p) in a small volume (δV) be

$$f(p) = f_p(p) + f_t(p) + f_f(p), \quad (13)$$

i.e. the pions are artificially distributed between three fluids in the same volume. Assuming that these pions compose an ideal gas, their entropy should be calculated as follows

$$\delta S = -\delta V \int d^3p (f_p + f_t + f_f) [\ln(f_p + f_t + f_f) - 1] \quad (14)$$

which generally is not equal to

$$\delta S_{\text{subgroups}} = -\delta V \sum_\alpha \int d^3p f_\alpha (\ln f_\alpha - 1), \quad (15)$$

i.e. the sum of entropies of separate subgroups. The account of Bose statistics, i.e. additional terms of $(1 - f_p) \ln(1 - f_p)$, etc., does not change the situation. In particular, this fact is the origin of the so-called Gibbs paradox in thermodynamics. The maximal difference between δS and $\delta S_{\text{subgroups}}$ is reached when $f_p = f_t = f_f$. Then $(\delta S - \delta S_{\text{subgroups}})/\delta N = -\ln 3$, where δN is the

total number of particles (i.e. pions, in this example) in volume δV .

In fact, the 3FD entropy defined by Eq. (12) is of the same nature as that in Eq. (15). Therefore, it can overestimate a true entropy, at most, by term $\sim N$ where N is the total number of hadrons produced in the collision. This systematic error should be kept in mind when inspecting results of the 3FD calculations of the entropy.

The physical input of the present 3FD calculations is described in detail in Ref. [20]. The friction between fluids was fitted to reproduce the stopping power observed in proton rapidity distributions for each EoS, as it is described in Ref. [20] in detail. The main difference concerning the f-fluid in considered alternative scenarios consists in different formation times: $\tau = 2$ fm/c for the hadronic scenario and $\tau = 0.17$ fm/c for scenarios involving the deconfinement transition [20]. Large formation time within the hadronic scenario was chosen in order to reproduce hadronic yields at SPS energies. This was done in line with a principle of fair treatment of any EoS: any possible uncertainties in the parameters are treated in favor of the EoS, i.e. for each EoS the dynamical parameters of the model are chosen (within their uncertainty range) in such a way that the best possible reproduction of observables is achieved with this EoS. Though, even this relatively large formation time did not allow us to reproduce these yields above the SPS energies within the hadronic scenario [21].

III. EFFECTIVE VISCOSITY

The main idea of estimating an effective viscosity in a nuclear collision consists in associating the entropy production within the 3FD simulation with the effect of the viscous dissipation within the standard (first-order) viscous hydrodynamics. We rely on the first-order viscous hydrodynamics, rather than on modern versions of the second-order viscous formulations, because this is quite enough for our purpose, i.e. a rough estimate of the effective viscosity.

Let us briefly recollect the Landau-Lifshitz formulation of the standard dissipative hydrodynamics [18, 19], where hydrodynamic velocity is associated with the energy flow. Dissipative terms modify the baryon current J_B^μ and the energy-momentum tensor $T^{\mu\nu}$ as follows

$$J_B^\mu = u^\mu n_B + q^\mu \quad (16)$$

$$T^{\mu\nu} = (\varepsilon + P) u^\mu u^\nu - g^{\mu\nu} P + \pi^{\mu\nu}, \quad (17)$$

where the heat flow, q^μ , and the stress tensor, $\pi^{\mu\nu}$,

$$\begin{aligned} \pi^{\mu\nu} = & \eta (\partial^\mu u^\nu + \partial^\nu u^\mu - u^\mu u_\lambda \partial^\lambda u^\nu - u^\nu u_\lambda \partial^\lambda u^\mu) \\ & + \left(\zeta - \frac{2}{3} \eta \right) (g^{\mu\nu} - u^\mu u^\nu) \partial_\lambda u^\lambda \end{aligned} \quad (18)$$

$$q^\mu = \kappa \left(\frac{nT}{\varepsilon + P} \right)^2 (\partial^\mu - u^\mu u^\nu \partial_\nu) \left(\frac{\mu}{T} \right) \quad (19)$$

are expressed in terms of a shear viscosity, η , bulk viscosity, ζ , and thermal conductivity, κ . Here μ and T are the baryon chemical potential and temperature, respectively. Then the equations of motion (the continuity and Navier-Stokes equations) result in the equation for the entropy production

$$\partial_\mu s^\mu = -q_\mu \partial^\mu \left(\frac{\mu}{T} \right) + \frac{1}{T} \pi_{\mu\nu} \partial^\mu u^\nu \quad (20)$$

with nonnegative r.h.s., that ensures the second law of thermodynamics.

If we know the entropy production rate (cf. previous section), from Eq. (20) we can determine only a single transport coefficient. Let it be the shear viscosity, η , because the dissipation in heavy-ion collisions is traditionally discussed precisely in terms of this quantity. Then we have to put all other coefficients to be zero, $\zeta = \kappa = 0$. If $\kappa = 0$, the heat flow also vanishes, $q^\mu = 0$, and hence hydrodynamic velocity u^μ is associated with baryon flow, see Eq. (16). If we start with Eckart formulation of the dissipative hydrodynamics [19], where hydrodynamic velocity is associated with baryon flow from the beginning, we have no other choice all the more so.

Therefore, as it is dictated by the dissipative hydrodynamics, we define the hydrodynamic velocity u^μ as follows

$$n_B u^\mu = n_p u_p^\mu + n_t u_t^\mu \quad (21)$$

in terms of 3FD net-baryon densities and velocities, i.e. as if the 3FD baryon-rich fluids are unified. The f-fluid does not take part in this definition. The mean temperature, T , that is also required by Eq. (20), is defined proceeding from common sense, i.e. it is defined as a local proper-energy-density-weighted temperature

$$T = \sum_\alpha T_\alpha \varepsilon_\alpha / \sum_\alpha \varepsilon_\alpha \quad (22)$$

where ε_α is a proper energy density of the α fluid.

Integrating Eq. (20) over volume, V , and keeping in mind that only η is nonzero, we arrive at

$$\begin{aligned} \frac{dS}{dt} &= V \left\langle \frac{1}{T} \pi_{\mu\nu} \partial^\mu u^\nu \right\rangle \\ &\approx \left(\frac{V \langle \eta \rangle}{S} \right) \frac{S}{\langle T \rangle} \left\langle \frac{1}{\eta} \pi_{\mu\nu} \partial^\mu u^\nu \right\rangle, \end{aligned} \quad (23)$$

where $\langle \dots \rangle$ denotes average over the volume. Taking into account that $s^\mu = s u^\mu$, where s is the proper entropy density, and hence $S = V \langle s u^0 \rangle \approx V \langle s \rangle \langle u^0 \rangle$, we obtain

$$\frac{\langle \eta \rangle}{\langle s \rangle} \approx \left(\frac{1}{S} \frac{dS}{dt} \right) \langle T \rangle \langle u^0 \rangle / \left(\left\langle \frac{1}{\eta} \pi_{\mu\nu} \right\rangle \langle \partial^\mu u^\nu \rangle \right). \quad (24)$$

The last step, i.e. $\langle \pi_{\mu\nu} \partial^\mu u^\nu \rangle \approx \langle \pi_{\mu\nu} \rangle \langle \partial^\mu u^\nu \rangle$, has been done in order to facilitate numerical evaluation of terms with time derivatives. This expression, together with definitions (21) and (22), is the final relation that is used for estimation of the η/s ratio.

IV. RESULTS

The 3FD simulations of central Au+Au collisions at energies $3.3 \text{ GeV} \leq \sqrt{s_{NN}} \leq 39 \text{ GeV}$ were performed without freeze-out. The freeze-out in the 3FD model removes the frozen out matter from the hydrodynamical evolution [22], hence the entropy growth of the hydrodynamically evolving matter is not guaranteed. Therefore, in order to keep all the matter in the consideration the freeze-out was turned off. Results of the calculations of the entropy production are demonstrated in Fig. 2. The time is counted in the c.m. frame of colliding nuclei. As seen, the entropy rapidly grows at the early stage of the collision. This growth is somewhat irregular in the deconfinement-transition scenarios and even changes into temporal fall in the hadronic scenario. These are effects of the formation time of the f-fluid. The unformed part of the matter drops out of the fluid evolution for the period of its formation, i.e. the formation time. Therefore, the fluid system becomes an open one which exchanges the energy and momentum with an external bath of the unformed matter. If the formation time is long, like in the hadronic scenario ($\tau_f = 2 \text{ fm}$), the fluid system is strongly affected by the exchange with this external bath.

At the initial stage of the reaction all three fluids coexist in the same space-time region, thus describing a certain *nonequilibrium* state of the matter. As seen from Fig. 2, this is the stage of the fastest entropy growth that takes time comparable with that required by two nuclei to pass each other moving with their initial velocities, of course, with due account of the Lorentz contraction of the nuclei in the c.m. frame. Due to this Lorentz contraction this initial stage becomes shorter with the collision energy rise.

This fast initial entropy growth is followed by a longer stage of quite moderate entropy generation. At this stage the p- and t-fluids are either spatially separated or unified, while the f-fluid still overlaps with the baryon-rich (p- and t-) fluids to a lesser (at high energies) or greater (at lower energies) extent. Therefore, the friction between the f-fluid and the baryon-rich fluids still courses the dissipation and hence the entropy growth.

The numerics of the model also contributes to the entropy production. In Refs. [23, 24] this question was studied for the numerical scheme based on the Particle-in-Cell (PIC) method. The same scheme is used in the 3FD simulations. The authors of Refs. [23, 24] used the Eulerian cells from $dx = dy = dz = 0.585 \text{ fm}$ to 0.35 fm and concluded that the numerical viscosity of their calculations is small, i.e. 0.1 in terms of the η/s ratio, based on the small Eulerian cells. Moreover, the numerical viscosity decreases with the Eulerian cell decrease. In our simulations we use even smaller cells: from $dx = dy = dz = 0.192 \text{ fm}$ at $\sqrt{s_{NN}} = 3.3 \text{ GeV}$ to $dx = dy = dz = 0.0261 \text{ fm}$ at $\sqrt{s_{NN}} = 39 \text{ GeV}$. This implies that the numerical viscosity at the expansion stage of the collision is smaller than 0.1 in terms of the η/s ratio in the 3FD calculations. At the compression stage of the collision we have

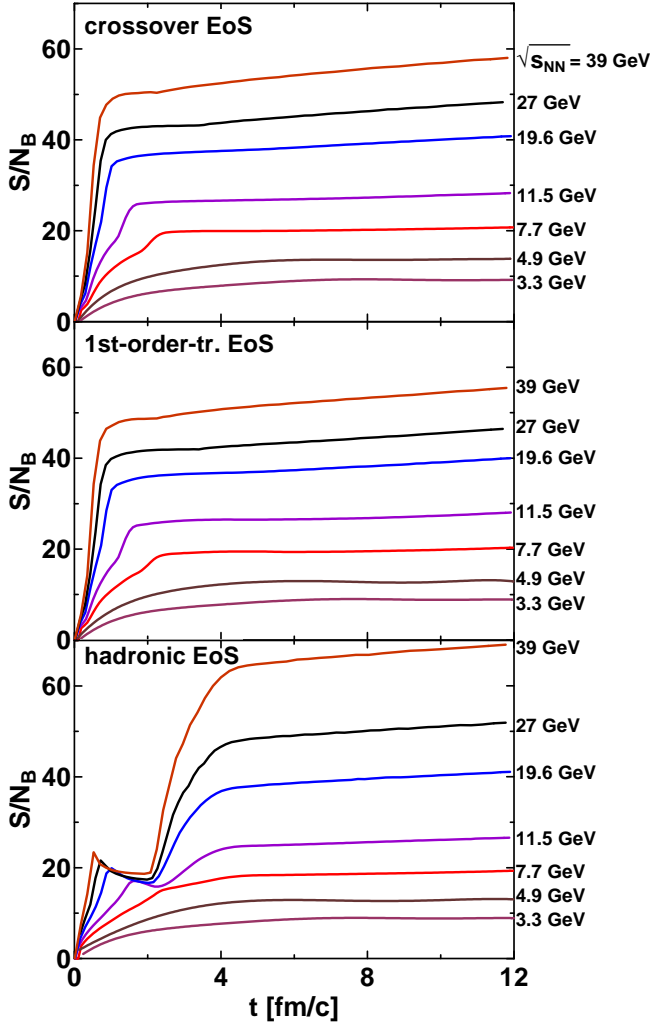


FIG. 2: (Color online) Specific entropy per net baryon ($N_B = 2A = 394$) generated in central Au+Au collisions at various energies $\sqrt{s_{NN}} = 3.3$ –39 GeV within different scenarios of the 3FD simulations: a purely hadronic EoS [14] and two versions of the EoS involving the deconfinement transition [15]—a first-order phase transition and a smooth crossover one.

approximately the same number of cells per the longitudinal size of the system (not less than ~ 40) at all considered collision energies. Therefore, at this stage we expect the numerical viscosity (i.e. the η/s ratio) of the order of 0.1, i.e. similar to that in Refs. [23, 24].

Another source of uncertainty is the entropy definition in the 3FD model, cf. Eq. (12). As it was mentioned in Sect. II, this systematic error can be estimated as $\delta S \sim N$ where N is the total number of hadrons produced in the collision. In Fig. 3 the number of produced hadrons, including resonances, is presented as a function of the collision energy. To be precise, this is the number of hadrons before their strong decays, because precisely this quantity matters for the thermodynamics. After the strong decays the number of produced hadrons becomes

larger because of two- and three-body decays. Comparing Figs. 2 and 3, we see that the error of the entropy definition at the final stage of the evolution amounts $\sim 10\%$ at all collision energies and scenarios.

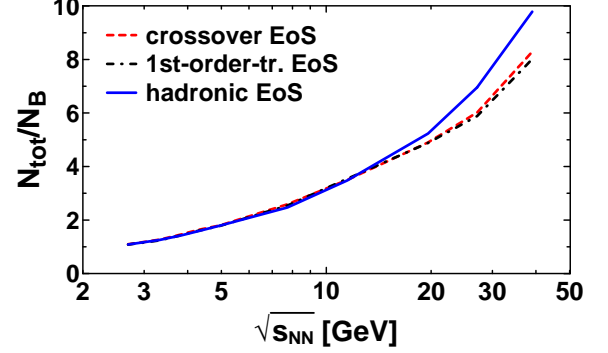


FIG. 3: (Color online) Number of hadrons per net baryon ($N_B = 2A = 394$) produced in central Au+Au collisions as a function of collision energy within different scenarios of the 3FD simulations.

As seen from Fig. 2, the entropy produced to the end of the collision is approximately the same in all considered scenarios. Only in the hadronic scenario at $\sqrt{s_{NN}} > 20$ GeV the entropy exceeds the values reached in the confinement scenarios. The latter results in an overestimation of abundances of secondary particles (in particular, pions) within the hadronic scenario [21] which is clearly seen already from Fig. 3. The entropy production in our simulations is in good agreement with similar results obtained in the early (Frankfurt) version of the three-fluid dynamics [25]. In Ref. [25] calculations were performed at $\sqrt{s_{NN}} < 20$ GeV.

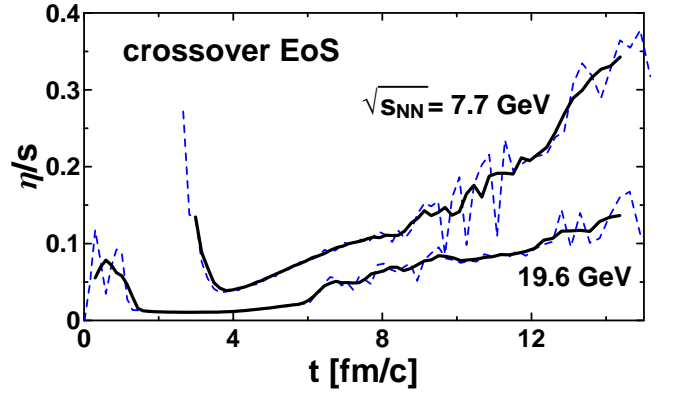


FIG. 4: (Color online) The η/s ratio as a function of time for central Au+Au collisions at three collision energies $\sqrt{s_{NN}} = 7.7, 11.5$ and 19.6 GeV within the crossover scenario. Results of direct calculations based on Eq. (24) are displayed by thin dashed lines, the smoothed results of running average over five time steps, by bold solid lines.

The η/s ratio evaluated on the basis of Eq. (24) is a function of time because all the quantities entering Eq. (24) depend on the time evolution of the colliding sys-

tem. An example of results on estimated η/s ratio is presented in Fig. 4. As seen from Fig. 4, η/s results strongly fluctuate in time (thin dashed curves in Fig. 4). This is a consequence the numerical calculation of the derivatives that always courses a loss of accuracy. The amplitude of these fluctuations characterizes the accuracy of the η/s estimate. In view of this poor accuracy and a very approximate nature of Eq. (24) itself, the present results on the η/s ratio should be considered as an order-of-magnitude estimation. For the sake of the graphic representation, we apply running average procedure to the results of the direct calculation in such a way that the η/s ratio is averaged over each sequential five time steps. Though these running average results (bold solid curves in Fig. 4) are not completely smooth, they exhibit much weaker fluctuations.

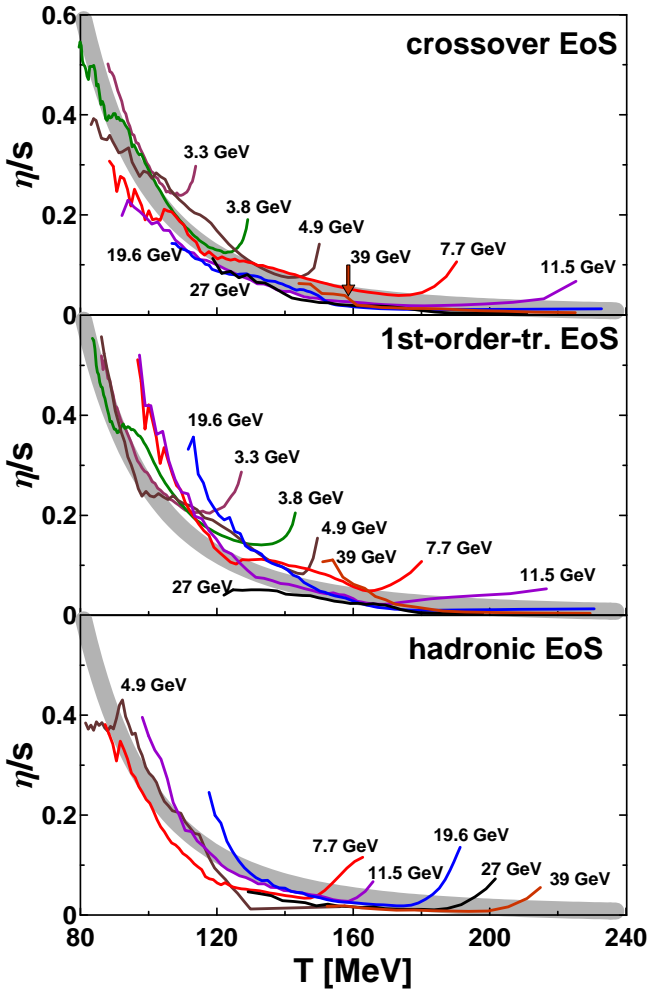


FIG. 5: (Color online) The smoothed η/s ratio as a function of temperature along trajectories of central Au+Au collisions at various collision energies $\sqrt{s_{NN}}$ within different scenarios. The gray band in all the panel is the function $(T_0/T)^4$, where $T_0 = 71$ MeV.

In Fig. 5 the smoothed results on the η/s ratio are presented as a functions of the mean temperature $\langle T \rangle$

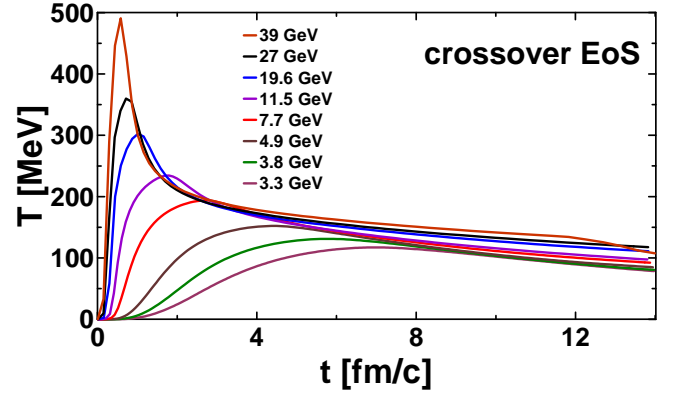


FIG. 6: (Color online) The mean temperature of the system as a function of time for central Au+Au collisions at various collision energies $\sqrt{s_{NN}}$ within crossover scenario.

[cf. Eqs. (22)-(24)] along trajectories of central Au+Au collisions at various collision energies. These are based on simulations within three different scenarios. The results that manifest fluctuations comparable with the scale of the plot are omitted. Large fluctuations take place at the very late expansion stages, when the system becomes very dilute.

We plot the η/s ratio as a function of the mean temperature rather than time because the temperature is a natural argument of the η/s quantity. The mean temperature is also a function of time. The time dependence of the mean temperature is illustrated in Fig. 6 for the crossover scenario. The temperature has a physical meaning only for a sufficiently thermalized system, i.e. at the stage when the fast entropy growth is over, see Fig. 2, or to the left of the η/s minimum, see Fig. 5, in terms of the η/s ratio. This stage of the gradual decrease of the temperature, see Fig. 6, is very similar for all considered scenarios.

At high temperatures ($T > 160$ MeV) in collisions at $\sqrt{s_{NN}} > 10$ GeV, the η/s ratio happens to be noticeably smaller than the conjectured lowest bound for this quantity $1/(4\pi)$ [26], i.e. so called KSS bound. These small values η/s should be considered as a property of the 3FD model, even though the present η/s estimate is very rough. At final stages of the expansion¹ the η/s ratio possesses quite reasonable values—from ~ 0.05 at highest considered energies to 0.5 at lowest ones. This range approximately agrees with those reported in Ref. [9] for the freeze-out in the statistical model.

The viscosity is meaningful when nonequilibrium is weak. Therefore, it should be analyzed at the expansion stage of the collision following the stage of the fast entropy growth, see Fig. 2. In terms of the η/s ratio of

¹ We avoid calling these stages the freeze-out ones because the freeze-out in the 3FD model is a continues process that takes place during the whole expansion stage [22].

Fig. 5, the expansion stage takes place at lower temperatures up to the minimum of the η/s ratio. The η/s curves are continued to higher temperatures after the minimum only for the sake of convenience of their labeling. As seen from Fig. 5, the temperature dependence of the η/s ratio at the expansion stages of collisions at various collision energies is very similar within different scenarios. This dependence is approximately described by $1/T^4$ law, i.e. this ratio decreases with the temperature rise, as it is commonly expected. It is important to emphasize that this is the T -dependence along dynamical trajectories of collisions, along which the mean proper net-baryon density, n_B , also changes.

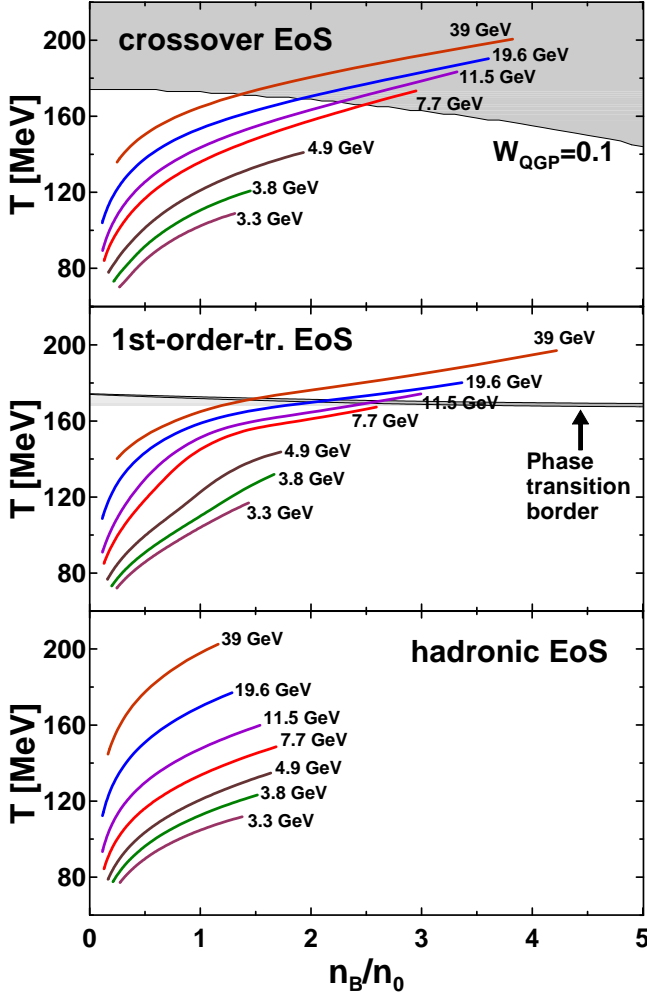


FIG. 7: (Color online) Dynamical trajectories of expansion stages of central Au+Au collisions at various collision energies $\sqrt{s_{NN}}$ and within different scenarios in terms of the mean proper net-baryon density, n_B , (in units of the normal nuclear density, n_0) and the mean temperature averaged over the whole system of colliding nuclei. The shaded area in the crossover-EoS panel is the region where the QGP fraction, W_{QGP} , exceeds the value of 0.1. For the first-order-transition EoS, the mixed phase region is displayed by the shaded area.

The dynamical trajectories of expansion stages of cen-

tral Au+Au collisions at various collision energies and within different scenarios are displayed in Fig. 7 in terms of the mean proper net-baryon density and the mean temperature which are averaged over the whole system. The collision evolution proceeds from the top-right ends of the trajectories to the left-bottom ends, i.e. from high densities and temperatures to low ones. For the deconfinement scenarios the borders of the deconfinement transition are displayed: the border above which the QGP fraction, W_{QGP} , exceeds the value of 0.1 for the crossover EoS, and the mixed phase region for the first-order-transition EoS. The latter mixed phase region is very narrow in the considered range of temperatures and densities. Within the hadronic scenario the expansion-stage trajectories at high energies start from considerably lower net-baryon densities as compared with those in the deconfinement scenarios. This is a consequence of the fact that the hadronic EoS is stiffer than the deconfinement ones at high net-baryon densities and hence the system is more resistant to the compression. The first-order transition manifests itself (in the middle panel) by certain irregularity of spacing between the trajectories. The expansion-stage trajectory at $\sqrt{s_{NN}} = 7.7$ GeV starts below the phase transition border in the first-order-transition scenario. However, this is an effect of averaging the density and temperature over the whole system. Locally the system is well above this border at 7.7 GeV, as it was demonstrated in Ref. [20].

In order to disentangle the temperature and density dependencies of the η/s ratio along dynamical trajectories, we scale the η/s ratio by powers of the proper net-baryon density, as it is displayed in Fig. 8. This way we tried to find a universal T dependence for the η/s ratios at all collision energies within a single scenario. The results of such a fit are summarized as follows

$$\left(\frac{\eta}{s}\right)_{\text{crossover}} \approx \left(\frac{T_{\text{cr.}}}{T}\right)^{4.5} \left(\frac{n_B}{n_0}\right)^{1/4} \quad (25)$$

with $T_{\text{cr.}} = 77$ MeV,

$$\left(\frac{\eta}{s}\right)_{\text{1st-order-tr.}} \approx \left(\frac{T_{\text{1st}}}{T}\right)^4 \left(\frac{n_B}{n_0}\right)^{-1/4} \quad (26)$$

with $T_{\text{1st}} = 69$ MeV,

$$\left(\frac{\eta}{s}\right)_{\text{hadronic}} \approx \left(\frac{T_{\text{had.}}}{T}\right)^{4.5} \left(\frac{n_B}{n_0}\right)^{-1/4} \quad (27)$$

with $T_{\text{had.}} = 69$ MeV,

where $n_0 = 0.15 \text{ fm}^{-3}$ is the normal nuclear density. As it is seen, the best result is achieved for the crossover scenario—different curves turn out to be well described by a universal T dependence. For other scenarios the results are not that good. However, the spread of different curves is definitely smaller for the n_B -scaled η/s ratio than for those without scaling (Fig. 5). The deduced density dependences $\sim n_B^{\pm 1/4}$ are very weak, and the corresponding temperature dependences are very similar for all scenarios.

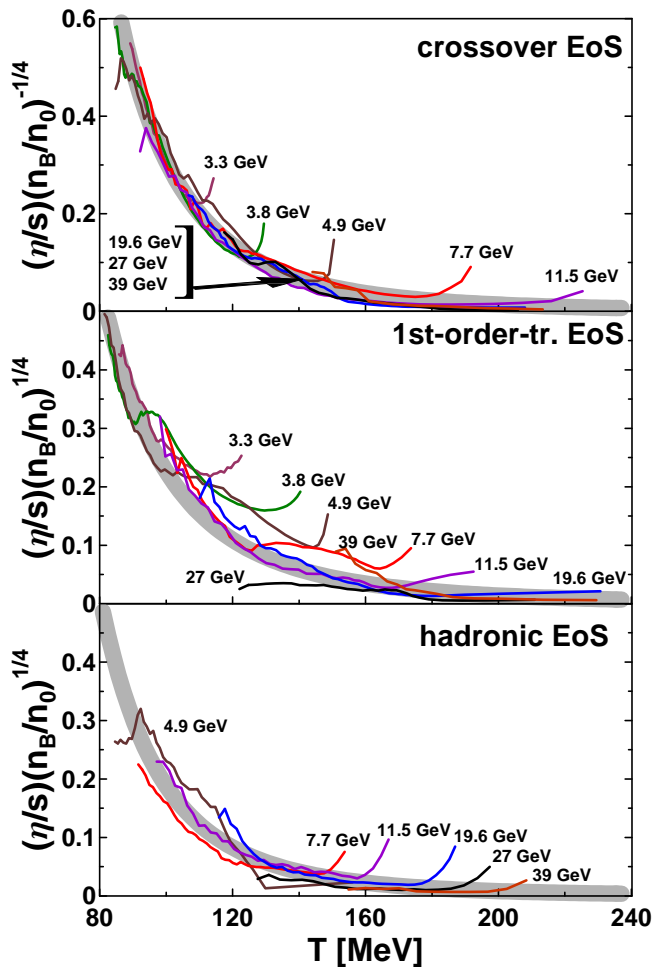


FIG. 8: (Color online) The smoothed η/s ratio scaled by powers of the proper net-baryon density (n_B) as a function of temperature along trajectories of central Au+Au collisions at various collision energies $\sqrt{s_{NN}}$ within different scenarios. The gray bands present fits of Eqs. (25)-(27).

V. SUMMARY

We calculated the entropy production in central Au+Au collisions at collision energies from $\sqrt{s_{NN}} = 3.3$ GeV to 39 GeV within different scenarios in order to quantify the dissipation in the 3FD model. To estimate this dissipation in terms of the effective viscosity (more precisely, the η/s ratio), we considered this entropy as if it is generated within the conventional one-fluid viscous hydrodynamics.

It is found that more than 80% entropy is produced during a short early stage of the collision which lasts ~ 1

fm/c at highest considered energies $\sqrt{s_{NN}} \gtrsim 20$ GeV. At low collision energies $\sqrt{s_{NN}} \lesssim 5$ GeV this can be considered as an explanation of the fast initial equilibration of the system because it is achieved by use of the microscopically estimated friction forces in the hadronic phase [27]. At higher collision energies $\sqrt{s_{NN}} > 5$ GeV the 3FD model only simulates this fast thermalization because it is a result of purely phenomenological friction forces in the QGP that were tuned to reproduce the observed baryon stopping [20].

At final stages of the central Au+Au collisions the η/s ratio takes values from ~ 0.05 at highest considered energies to ~ 0.5 at lowest ones, which approximately agrees with earlier estimates [9]. This result also does not contradict the finding of Ref. [7], where average η/s over the expansion stage values were reported, because in our case the η/s ratio turns out to be strongly temperature dependent. However, at the initial stages of the expansion (right after the fast entropy production stage) in collisions at $\sqrt{s_{NN}} > 10$ GeV the η/s ratio happens to be noticeably smaller than the KSS bound for this quantity $1/(4\pi)$ [26]. This is certainly a theoretical shortcoming of the model.

It was found that the η/s ratio within different considered scenarios (with and without deconfinement transition) is very similar at the expansion stage of the collisions:

- as a function of temperature (T), $\eta/s \sim 1/T^{4 \div 4.5}$ and quantitatively is very similar within different scenarios,
- the η/s ratio exhibits a weak dependence on the proper net-baryon density,
- at final stages of the collisions the η/s ratio ranges from ~ 0.05 at highest considered energies to ~ 0.5 at lowest ones.

Apparently, this similarity is the main reason why all considered scenarios equally well reproduce the measured integrated elliptic flow of charged particles [12].

Acknowledgments

Fruitful discussions with D.N. Voskresensky are gratefully acknowledged. We are grateful to A.S. Khvorostukhin, V.V. Skokov, and V.D. Toneev for providing us with the tabulated 2-phase and crossover EoS's. The calculations were performed at the computer cluster of GSI (Darmstadt). This work was partially supported by the Russian Ministry of Science and Education (grant NS-932.2014.2).

[1] J. Berges, J. P. Blaizot and F. Gelis, J. Phys. G **39**, 085115 (2012) [arXiv:1203.2042 [hep-ph]].
 [2] K. Fukushima, arXiv:1603.02340 [nucl-th].

[3] U. Heinz and R. Snellings, Ann. Rev. Nucl. Part. Sci. **63**, 123 (2013) [arXiv:1301.2826 [nucl-th]].
 [4] G. Kestin and U. W. Heinz, Eur. Phys. J. C **61**, 545

- (2009) [arXiv:0806.4539 [nucl-th]].
- [5] L. Adamczyk *et al.* [STAR Collaboration], Phys. Rev. C **86**, 054908 (2012) [arXiv:1206.5528 [nucl-ex]].
 - [6] H. Petersen, J. Steinheimer, G. Burau, M. Bleicher and H. Stöcker, Phys. Rev. C **78**, 044901 (2008) [arXiv:0806.1695 [nucl-th]].
 - [7] I. A. Karpenko, P. Huovinen, H. Petersen and M. Bleicher, Phys. Rev. C **91**, no. 6, 064901 (2015) [arXiv:1502.01978 [nucl-th]].
 - [8] K. Itakura, O. Morimatsu and H. Otomo, Phys. Rev. D **77**, 014014 (2008) doi:10.1103/PhysRevD.77.014014 [arXiv:0711.1034 [hep-ph]].
 - [9] A. S. Khvorostukhin, V. D. Toneev and D. N. Voskresensky, Nucl. Phys. A **845**, 106 (2010) [arXiv:1003.3531 [nucl-th]].
 - [10] G. S. Denicol, C. Gale, S. Jeon and J. Noronha, Phys. Rev. C **88**, no. 6, 064901 (2013) [arXiv:1308.1923 [nucl-th]].
 - [11] G. P. Kadam and H. Mishra, Phys. Rev. C **92**, no. 3, 035203 (2015) doi:10.1103/PhysRevC.92.035203 [arXiv:1506.04613 [hep-ph]].
 - [12] Y. B. Ivanov and A. A. Soldatov, Phys. Rev. C **91**, no. 2, 024914 (2015) [arXiv:1401.2265 [nucl-th]].
 - [13] Yu. B. Ivanov, V. N. Russkikh, and V.D. Toneev, Phys. Rev. C **73**, 044904 (2006) [nucl-th/0503088].
 - [14] V. M. Galitsky and I. N. Mishustin, Sov. J. Nucl. Phys. **29**, 181 (1979).
 - [15] A. S. Khvorostukhin, V. V. Skokov, K. Redlich, and V. D. Toneev, Eur. Phys. J. **C48**, 531 (2006) [nucl-th/0605069].
 - [16] A. Andronic *et al.* (FOPI Collaboration), Phys. Lett. **B612**, 173 (2005) [arXiv:nucl-ex/0411024].
 - [17] Y. B. Ivanov and A. A. Soldatov, Eur. Phys. J. A **52**, no. 5, 117 (2016) [arXiv:1604.03261 [nucl-th]].
 - [18] L. D. Landau and E. M. Lifshitz, *Fluid Mechanics* (Pergamon Press, Oxford, 1979).
 - [19] D. H. Rischke, Lect. Notes Phys. **516**, 21 (1999) [nucl-th/9809044].
 - [20] Yu. B. Ivanov, Phys. Rev. C **87**, 064904 (2013) [arXiv:1302.5766 [nucl-th]].
 - [21] Yu. B. Ivanov, Phys. Rev. C **87**, 064905 (2013) [arXiv:1304.1638 [nucl-th]].
 - [22] V. N. Russkikh and Yu. B. Ivanov, Phys. Rev. C **76**, 054907 (2007) [nucl-th/0611094]; Yu. B. Ivanov and V. N. Russkikh, Phys. Atom. Nucl. **72**, 1238 (2009) [arXiv:0810.2262 [nucl-th]].
 - [23] S. Horvat, V. K. Magas, D. D. Strottman and L. P. Csernai, Phys. Lett. B **692**, 277 (2010) [arXiv:1007.4754 [nucl-th]].
 - [24] L. P. Csernai, D. D. Strottman and C. Anderlik, Phys. Rev. C **85**, 054901 (2012).
 - [25] M. Reiter, A. Dumitru, J. Brachmann, J.A. Maruhn, H. Stöcker, and W. Greiner, Nucl. Phys. **A643**, 99 (1998) [nucl-th/9806010].
 - [26] P. Kovtun, D. T. Son and A. O. Starinets, Phys. Rev. Lett. **94**, 111601 (2005) [hep-th/0405231].
 - [27] L. M. Satarov, Yad. Fiz. **52**, 412 (1990) [Sov. J. Nucl. Phys. **52**, 264 (1990)].