
Double Thompson Sampling for Dueling Bandits

Huasen Wu*

Xin Liu*

R. Srikant†

*University of California at Davis †University of Illinois at Urbana-Champaign
hswu@ucdavis.edu liu@cs.ucdavis.edu rsrikant@illinois.edu

Abstract

In this paper, we propose a Double Thompson Sampling (D-TS) algorithm for dueling bandit problems. As indicated by its name, D-TS selects both the first and the second candidates according to Thompson Sampling. Specifically, D-TS maintains a posterior distribution for the preference matrix, and chooses the pair of arms for comparison by sampling twice from the posterior distribution. This simple algorithm applies to general *Copeland dueling bandits* [1, 2], including *Condorcet dueling bandits* [3, 4] as its special case. For general Copeland dueling bandits, we show that D-TS achieves $O(K^2 \log T)$ regret. For Condorcet dueling bandits, we further simplify the D-TS algorithm and show that the simplified D-TS algorithm achieves $O(K \log T + K^2 \log \log T)$ regret. Simulation results based on both synthetic and real-world data demonstrate the efficiency of the proposed D-TS algorithm.

1 Introduction

The dueling bandit problem [3] is a variation of the classical multi-armed bandit (MAB) problem, where the feedback comes in the format of pairwise comparison. This model can be applied in systems such as information retrieval (IR) [5, 6], where user preferences are easier to obtain and typically more stable. Most existing work focuses on Condorcet dueling bandits, where there exists an arm, referred to as the Condorcet winner, that beats all other arms. Earlier dueling bandit algorithms such as Interleaved Filter (IF) [3] and Beat-The-Mean (BTM) [7] belong to the “explore-then-exploit” family, which requires the time horizon as an input and only applies to finite-horizon settings. Algorithms that work for both finite and infinite horizon settings are studied recently [4, 8]. [4] extends the classic Upper Confidence Bound (UCB) method [9] to dueling bandits and proposes a Relative Upper Confidence Bound (RUCB) algorithm that achieves $O(K \log T)$ regret in K -armed dueling bandits. The more recent work [8] proposes a Relative Minimum Empirical Divergence (RMED) algorithm, which is shown to be optimal in the sense of both asymptotic order and constant coefficient, under the Condorcet assumption. However, the existence of a Condorcet winner is not guaranteed in practice. A more general and practical definition of winner is the Copeland winner, which is the arm (or arms) that beats the most other arms. A recent work [2] studies the Copeland dueling bandits and proposes a Copeland Confidence Bound (CCB) algorithm, which can be viewed as an extension of RUCB in this general setting.

An alternative solution to the traditional MAB problem is pseudo-Bayesian decision, which is first proposed by William R. Thompson in [10] and is also referred to as Thompson Sampling. The basic idea of Thompson Sampling is very simple: assuming certain prior distribution for the system parameters, the algorithm maintains the posterior distribution for these parameters and takes the best action according to samples drawn from the posterior distribution; the feedback of the system under the taken action is then used to update the posterior distribution. Empirical studies [11] show that this simple framework achieves performance similar to or better than other types of algorithms in practice. However, theoretical analysis of Thompson Sampling is much more difficult than other algorithms such as UCB. By analyzing the concentration property of Thompson Sampling, [12]

proposes a logarithmic bound for its expected regret, whose constant factor is further improved in [13]. Recently, Thompson Sampling becomes a popular method that is widely applied in other more complex online learning problems, such as MAB with multiple plays [14], MAB with budget constraints [15], online problems with complex actions and feedbacks [16].

Inspired by the success of Thompson Sampling in traditional MAB and other online learning problems, a natural question is whether it can be applied to dueling bandits and how. Unfortunately, the simple framework of Thompson Sampling for traditional MAB [10, 11, 12, 14] and other online learning problems [16, 17] may not directly apply to the dueling bandit problem, due to its unique properties. In dueling bandits, not all comparisons provide information about the system statistics. Unlike the multi-play MAB [14], dueling bandits allow to compare one arm against itself and a good learning algorithm is expected to end up with comparing the winner against itself¹. However, comparing one arm against itself does not provide any system statistical information and cannot be used to update the posterior distribution. This is different from traditional MAB where pulling sub-optimal arms accumulates knowledge of their distributions, which will help the algorithm gradually get out of the suboptimal actions. Therefore, we need to carefully select the arms for comparison so that: 1) comparing the best arms (Condorcet or Copeland winners) against themselves is allowed, but, 2) trapping in comparing suboptimal arm/arms against itself/themselves is avoided.

In fact, Thompson Sampling has been preliminarily studied for dueling bandits. A sketch of this idea was first discussed at a workshop [18], without a published paper. Recently, [6] combines Thompson Sampling with RUCB [4] for Condorcet dueling bandits and proposes an algorithm called Relative Confidence Sampling (RCS). Under RCS, the first arm is selected by Thompson Sampling while the second arm is selected according to their RUCB. Empirical studies demonstrate the performance improvement of using RCS in practice, but no theoretical bounds on the regret are provided.

In this paper, we propose a Double Thompson Sampling (D-TS) algorithm for dueling bandits, including both Condorcet dueling bandits and general Copeland dueling bandits. As indicated by its name, D-TS typically (special treatment will be discussed soon) selects both the first and the second candidates according to samples independently drawn from the posterior distributions. Compared to RCS, this is a more straightforward way of applying Thompson Sampling in dueling bandits. This straightforward manner enables Thompson Sampling to be more fully utilized in dueling bandits and thus brings significant performance improvements. Moreover, this simple framework also applies to general Copeland dueling bandits and achieves much better performance than the state-of-the-art algorithms such as Copeland Confidence Bounds (CCB) [2]. One may suggest treating each pair of arms as a complex action and apply the simple framework of Thompson Sampling in [16]. However, as discussed previously, not all comparisons provide information and it is unclear how to select the pair according to the samples, especially for general Copeland dueling bandits. In order to avoid getting stuck on suboptimal comparisons, we leverage the RUCB method [4] to eliminate the arms that are unlikely to be the winners. We resort to RUCB because the samples drawn from the posterior distribution are random and cannot be used to judge an arm of being a winner or not with a given confidence level, although they drop in the confidence intervals with high probability.

We obtain theoretical bounds for the proposed D-TS algorithm. Analyzing regret bounds for Thompson Sampling is much more difficult than UCB-type algorithms, as noted in literature for traditional MAB [12, 13, 19, 16]. In traditional MAB, the main difficulty comes from the fact that sufficient operations on the suboptimal arms may not guarantee the elimination of these arms, because they can still be pulled if the optimal arm has not been pulled sufficiently and the corresponding sample turns out to be small. The analysis in dueling bandits is more difficult because the selection of arms involves on many more factors and the two selected arms may be correlated. For example, an arm that is selected as the first candidate may also have a higher probability (than that in traditional MAB) to be chosen as the second candidate. Fortunately, because D-TS draws the two sets of samples independently, this correlation can be addressed because both of their distributions are captured by the historic observations. Thus, when fixing the first candidate at a specific arm, the comparison between it and all other arms is similar to a traditional MAB and hence the techniques of regret analysis in traditional MAB can be extended to our scenario. By investigating the properties of both RUCB and Thompson Sampling, we show that D-TS achieves an $O(K^2 \log T)$ regret for a general K -armed Copeland dueling bandit. Moreover, for the special Condorcet dueling bandits, we sim-

¹In practice, when comparing an arm against itself, one does not need to conduct an actual comparison but just implement this arm directly.

plify the D-TS algorithm, and show that this simplified D-TS achieves $O(K \log T + K^2 \log \log T)$ regret. This is accomplished by a “back substitution” trick. Specifically, we have shown that we can bound the number of time-slots when a non-winner arm is chosen as the first candidate by $O(\log T)$. Then by viewing the comparison between it and all other arms as a traditional MAB, we can bound the number of comparison between this arm and the suboptimal arms (that is beaten by it) is further reduced to $O(\log \log T)$ due to the concavity of the logarithmic function. We also discuss the refinement for the regret of D-TS in general Copeland dueling bandits. Our conjecture is that the original D-TS will achieve an $O(K L_C \log T + K^2 \log \log T)$ regret, where L_C is the number of arms that beats the Copeland winners, similar to that in [2]. We are still working on the rigorous proof for this conjecture.

Finally, we evaluate the proposed D-TS algorithms through experiments based on both synthetic and real-world data. The simulation results show that, for both Condorcet dueling bandits and general Copeland dueling bandits, D-TS outperforms existing algorithms such as SAVAGE [1], RUCB [4], RMED [8], and CCB [2] in many practical settings. One exception is that in Condorcet dueling bandits, SAVAGE and RMED may perform slightly better than D-TS under certain extreme conditions where the Condorcet winner may not be an appropriate definition for “winner”. Moreover, the simplified D-TS achieves similar performance as the original D-TS in Condorcet dueling bandits. These results demonstrate the effectiveness of D-TS in dueling bandits.

In summary, the main contributions of this paper are as follows:

- We propose a D-TS algorithm for the general Copeland dueling bandit problem, including the Condorcet dueling bandit problem as its special case. Double sampling enables full utilization of Thompson Sampling in dueling bandits and brings significant performance improvement. Our study also demonstrates how to deal with the unique difficulties when using Thompson Sampling in dueling bandits, e.g., using RUCB-based elimination to avoid trapping in suboptimal comparisons.
- We obtain the theoretical regret bounds for D-TS. For general Copeland dueling bandits, we show that the proposed D-TS algorithm achieves $O(K^2 \log T)$ regret. For the special case, i.e., Condorcet dueling bandits, we simplify the D-TS algorithm and show this simplified version achieves $O(K \log T + K^2 \log \log T)$ regret.
- We evaluate the D-TS algorithm through experiments based on both synthetic and real-world data. The simulation results demonstrate the effectiveness of D-TS in practice. D-TS significantly outperforms existing algorithms in both Condorcet dueling bandits and general Copeland dueling bandits. In Condorcet dueling bandits, the simplified D-TS algorithm achieves similar performance as the original D-TS algorithm.

2 Related Work

The dueling bandit problem is first brought by [3]. Unlike traditional MAB, there are different definitions of best arms, depending on the preference matrix and the application requirements. Most existing work focuses on Condorcet dueling bandits where there exists an arm, referred to as the Condorcet winner, that beats all other arms. Under certain strict assumptions such as strong stochastic transitivity and stochastic triangle inequality, [3] proposes the first “explore-then-exploit” algorithms called Interleaved Filter 1 (IF1) and Interleaved Filter 2 (IF2), followed-up by a Beat-The-Mean (BTM) algorithm in [7], where the strong stochastic transitivity assumption is relaxed. IF1 is shown to achieve $O(K \log K \log T)$ regret, while IF2 and BTM are shown to achieve $O(K \log T)$ regret, respectively, in K -armed dueling bandits. Another algorithm called SAVAGE (Sensitivity Analysis of VArIables for Generic Exploration) is proposed in [1] and shown to outperform the IF and BTM algorithms by simulations, although only $O(K^2 \log T)$ regret is obtained for SAVAGE. All these algorithms need to know the time horizon T beforehand, and thus only apply to finite-horizon settings. Algorithms that work for both finite and infinite horizon settings are studied in [4] and [8]. [4] extends the classic Upper Confidence Bound (UCB) method [9] to dueling bandits and proposes a Relative Upper Confidence Bound (RUCB) algorithm that achieves $O(K \log T)$ regret in K -armed dueling bandits. The more recent work [8] proposes a Relative Minimum Empirical Divergence (RMED) algorithm, which is shown to be optimal in the sense of both the asymptotic order $O(K \log T)$ and the constant coefficient, under the Condorcet assumption. However, the existence of a Condorcet winner is not guaranteed in practice. A more general and practical definition

is the Copeland winner, which is the arm (or arms) that beats the most other arms. A recent work [2] studies the Copeland dueling bandits and proposes a Copeland Confidence Bound (CCB) algorithm, which can be viewed as an extension of RUCB in this general setting. Another definition of winner is the Borda winner, which is that arm that has the highest total probability of beating other arms. Because Borda dueling bandits can be reduced to the traditional MAB problem [1, 4], only a few researchers study this problem with special structures, such as sparseness [20]. By treating each pair as an action, the SAVAGE algorithm [1] applies to dueling bandits with all the above three definitions of winners, but it is an “explore-then-exploit” algorithm and exploring all pairs of arms may result in a large regret.

Dating back to 1933, Thompson Sampling [10] is one of the earliest algorithms for “exploration-and-exploitation” tradeoff and has been widely applied in traditional MAB and other more complex problems recently. The Thompson Sampling algorithm makes decisions according to random samples drawn from the posterior distribution and updates the posterior distribution according to the system feedbacks under the taken action. Its effectiveness has been demonstrated by empirical studies [11], which shows that Thompson Sampling achieves performance better than or close to that of UCB-type algorithms in practice. However, theoretical analysis of Thompson Sampling is much more difficult than UCB-type algorithms and a lot of efforts have been made to bound the regret theoretically. [12] proposes a logarithmic bound for the standard frequentist expected regret, whose constant factor is further improved in [13]. On the other hand, through information-theoretic analysis, [21, 19] derives the bounds for its Bayesian expected regret. Recently, Thompson Sampling becomes a popular method and has been widely applied in many variations of the traditional MAB, such as MAB with multiple plays [14], MAB with budget constraints [15], and MAB with complex actions and feedbacks [16]. Moreover, Thompson Sampling is also used in an even more complex learning problem - parameterized Markov decision process [17], which proposes a TSMDP algorithm for this problem.

Thompson Sampling has been preliminarily studied for dueling bandits. A sketch of this idea was first discussed at a workshop [18], without a published paper. In this talk, the presenter suggests viewing the (normalized) preference matrix as a transition probability matrix for a Markov chain. Then the transition probabilities are sampled from the Beta priors and the arms are selected by sampling from the stationary distribution. This is only a rough idea - neither its formal description nor its theoretical analysis is available. A recent work [6] combines Thompson Sampling with RUCB [4] for Condorcet dueling bandits and proposes an algorithm called Relative Confidence Sampling (RCS). Under RCS, the first arm is selected by Thompson Sampling while the second arm is selected according to their RUCB. Empirical studies demonstrate the performance improvement by using RCS in practice, but no theoretical bounds on the regret are provided.

3 System Model

We consider a dueling bandit problem with K arms, denoted by $\mathcal{A} = \{1, 2, \dots, K\}$. At each time-slot $t > 0$, a pair of arms $(a_t^{(1)}, a_t^{(2)})$ is displayed and a noisy comparison outcome w_t is obtained, which is “1” if $a_t^{(1)}$ beats $a_t^{(2)}$, and “2” otherwise. Given $(a_t^{(1)}, a_t^{(2)})$, the noisy comparison outcomes w_t 's are independent random variables. We assume the probability that one arm beats another is stationary over time and the distribution of comparison outcomes is characterized by the preference matrix $\mathbf{P} = [p_{ij}]_{K \times K}$, where p_{ij} is the probability that arm i beats arm j , i.e.,

$$p_{ij} = \mathbb{P}\{i \succ j\}, \quad i, j = 1, 2, \dots, K.$$

Similar to existing work, we assume that the displaying order does not affect the preference, and hence, $p_{ij} + p_{ji} = 1$ and $p_{ii} = 1/2$. For the sake of simplicity, we assume there is no tie, i.e., for any $i \neq j$, we have $p_{ij} \neq 1/2$. This assumption is made in literature [2] and usually holds in practice, e.g., two rankers are unlikely to be indistinguishable in information retrieval systems. The results of this paper can be extended to scenarios where this no-tie assumption is replaced by a relaxed version, as will be discussed later.

A dueling bandit algorithm decides which pair of arms to compare depending on the historic observations. Specifically, define a filtration \mathcal{H}_{t-1} as the history before t , i.e.,

$$\mathcal{H}_{t-1} = \{a_\tau^{(1)}, a_\tau^{(2)}, w_\tau, \tau = 1, 2, \dots, t-1\}.$$

Then a dueling bandit algorithm Γ is a function that maps \mathcal{H}_{t-1} to $(a_t^{(1)}, a_t^{(2)})$, i.e.,

$$(a_t^{(1)}, a_t^{(2)}) = \Gamma(\mathcal{H}_{t-1}).$$

The task of a dueling bandit algorithm is to identify the best arm, which is then compared against itself. Unlike traditional MAB, there are different definitions for the best arm in dueling bandits, depending on the properties of the preference matrix and the application requirements. A widely-used definition is the Condorcet winner, which is the arm i^* that beats all other arms, i.e., with $p_{i^*j} > 1/2$ for all $j \neq i^*$ [3, 4, 8]. However, the existence of Condorcet winner is not guaranteed in practice [1, 2]. A more general and practical definition is the Copeland winner, which is the arm (or arms) that maximizes the number of other arms it beats [1, 2]. Specifically, the Copeland score is defined as $\sum_{j \neq i} \mathbb{1}(p_{ij} > 1/2)$, and the normalized Copeland score is defined as

$$\zeta_i = \frac{1}{K-1} \sum_{j \neq i} \mathbb{1}(p_{ij} > 1/2), \quad (1)$$

where $\mathbb{1}(\cdot)$ is the indicator function. Let ζ^* be the highest normalized Copeland score, i.e.,

$$\zeta^* = \max_{1 \leq i \leq K} \zeta_i.$$

Then the Copeland winner is defined as the arm (or arms) with the highest normalized Copeland score, i.e.,

$$\mathcal{C}^* = \{i : 1 \leq i \leq K, \zeta_i = \zeta^*\}. \quad (2)$$

Note that the Condorcet dueling bandit problem is a special case of the Copeland dueling bandit problem, with $\zeta^* = 1$. Our proposed D-TS algorithm applies to general Copeland dueling bandits, and of course to the special Condorcet dueling bandits. We will also refine the results for D-TS in Condorcet dueling bandits.

To measure the performance of a dueling bandit algorithm Γ , we adopt the definition of cumulative regret for Copeland dueling bandits [2]. Specifically, the cumulative regret of a dueling bandit algorithm Γ is defined as

$$R_\Gamma(T) = \zeta^* T - \frac{1}{2} \sum_{t=1}^T \mathbb{E}[\zeta_{a_t^{(1)}} + \zeta_{a_t^{(2)}}]. \quad (3)$$

The objective of Γ is then to minimize the cumulative regret. As pointed out in [2], the results will apply to other definitions of regret because the above definition bounds the number of queries to non-winner arms.

4 Double Thompson Sampling

In this section, we present the Double Thompson Sampling (D-TS) algorithm and study its regret. We first propose the D-TS algorithm for general Copeland bandits, and show that it achieves $O(K^2 \log T)$ regret. Then for Condorcet dueling bandits, we refine the regret to $O(K \log T + K^2 \log \log T)$ with a simplified version of D-TS. Inspired by the insights from Condorcet dueling bandits, we also discuss how to refine the regret of D-TS in general Copeland dueling bandits.

4.1 D-TS Algorithm

We present a D-TS algorithm, described in Algorithm 1, for general Copeland dueling bandits. As indicated by its name, the basic idea of D-TS is to select both the first and the second candidates for comparison by Thompson Sampling. In D-TS, we assume a Beta prior distribution for the preference probability p_{ij} of each pair (i, j) with $i \neq j$. These distributions are then updated according to the comparison results $B_{ij}(t-1)$ and $B_{ji}(t-1)$, where $B_{ij}(t-1)$ (resp. $B_{ji}(t-1)$) is the number of time-slots when arm i (resp. j) beats arm j (resp. i) before t (time index t is omitted in the pseudo codes without causing confusion). At each time-slot t , before implementing Thompson Sampling, we first use the RUCB [4] of each pair to eliminate the arms that are unlikely to be the Copeland winner, resulting in a candidate set \mathcal{C}_t (Lines 4 to 6). The algorithm then samples $\theta_{ij}^{(1)}(t)$ from the

posterior beta distribution, and the first candidate $a_t^{(1)}$ is chosen by ‘‘majority voting’’, i.e., the arm within \mathcal{C}_t that beats the most arms according to $\theta_{ij}^{(1)}(t)$ will be selected (Lines 7 to 11). A similar idea is applied to select the second candidate $a_t^{(2)}$, where new samples $\theta_{ia_t^{(1)}}^{(2)}(t)$ are generated and the arm with the largest $\theta_{ia_t^{(1)}}^{(2)}(t)$ among all arms with $l_{ia_t^{(1)}} \leq 1/2$ is selected as the second candidate (Lines 13 to 14).

Algorithm 1 D-TS for Copeland Dueling Bandits

```

1: Init:  $\mathbf{B} \leftarrow \mathbf{0}_{K \times K}$ ; //  $B_{ij}$  is the number of times arm  $i$  beats  $j$ .
2: for  $t = 1$  to  $T$  do
3:   // Phase 1: Choose the first candidate  $a^{(1)}$ 
4:    $\mathbf{U} := [u_{ij}]$ ,  $\mathbf{L} := [l_{ij}]$ , where  $u_{ij} = \frac{B_{ij}}{B_{ij}+B_{ji}} + \sqrt{\frac{\alpha \log t}{B_{ij}+B_{ji}}}$ ,  $l_{ij} = \frac{B_{ij}}{B_{ij}+B_{ji}} - \sqrt{\frac{\alpha \log t}{B_{ij}+B_{ji}}}$ , if
      $i \neq j$ , and  $u_{ii} = l_{ii} = 1/2$ ,  $\forall i$ ; //  $\frac{x}{0} := 1$  for any  $x$ .
5:    $\hat{\zeta}_i \leftarrow \frac{1}{K-1} \sum_{j \neq i} \mathbb{1}(u_{ij} > 1/2)$ ; // Upper bound of the normalized Copeland score.
6:    $\mathcal{C} \leftarrow \{i : \hat{\zeta}_i = \max_j \hat{\zeta}_j\}$ ;
7:   for  $i, j = 1, \dots, K$  with  $i < j$  do
8:     Sample  $\theta_{ij}^{(1)} \sim \text{Beta}(B_{ij} + 1, B_{ji} + 1)$ ;
9:      $\theta_{ji}^{(1)} \leftarrow 1 - \theta_{ij}^{(1)}$ ;
10:  end for
11:   $a^{(1)} \leftarrow \arg \max_{i \in \mathcal{C}} \sum_{j \neq i} \mathbb{1}(\theta_{ij}^{(1)} > 1/2)$ ; // Break tie randomly.
12:  // Phase 2: Choose the second candidate  $a^{(2)}$ 
13:  Sample  $\theta_{ia^{(1)}}^{(2)} \sim \text{Beta}(B_{ia^{(1)}} + 1, B_{a^{(1)}i} + 1)$  for all  $i \neq a^{(1)}$ , and let  $\theta_{a^{(1)}a^{(1)}}^{(2)} = 1/2$ ;
14:   $a^{(2)} \leftarrow \arg \max_{i: l_{ia^{(1)}} \leq 1/2} \theta_{ia^{(1)}}^{(2)}$ ;
15:  // Compare and Update
16:  Compare pair  $(a^{(1)}, a^{(2)})$  and observe the result  $w$ ;
17:  Update  $\mathbf{B}$ :  $B_{a^{(1)}a^{(2)}} \leftarrow B_{a^{(1)}a^{(2)}} + 1$  if  $w = 1$ , or  $B_{a^{(2)}a^{(1)}} \leftarrow B_{a^{(2)}a^{(1)}} + 1$  if  $w = 2$ ;
18: end for

```

We can see that, the double sampling procedure of D-TS fits the nature of dueling bandits. When using Thompson Sampling in traditional MAB, samples are typically drawn only once at each time-slot and decisions are made based on these samples, e.g., [11, 12, 19, 16, 14]. However, we need to select two arms for comparison in dueling bandits. Sampling only once allows us to choose the best candidate, but we need to further select the second arm. The existing algorithm RCS [6] uses RUCB to choose the second arm. In contrast, D-TS launches an additional sampling procedure and selects the second candidate accordingly. As expected, this full utilization of Thompson Sampling will significantly reduce the regret compared to RCS. Moreover, different from RUCB, the distribution of the Thompson samples does not depend on time t , but only the comparison statistics $B_{ij}(t-1)$ and $B_{ji}(t-1)$. This enables us to use the back substitution trick to refine the regret for Condorcet dueling bandits from $O(K^2 \log T)$ to $O(K \log T + K^2 \log \log T)$, as we will see in Section 4.2.2.

We also note that the RUCB-based elimination step (Lines 4 to 6) is very important in D-TS. Without this elimination, we may face the dilemma of trapping in suboptimal comparisons. Consider the following extreme case in Condorcet dueling bandits: assume arm-1 is the Condorcet winner with $p_{1j} = 0.501$ for all $j > 1$, and arm-2 is not the Condorcet winner, but with $p_{2j} = 1$ for all $j > 2$ (in fact, arm-2 is the Borda winner for larger K [20]). Then for $K > 4$, without the RUCB-based elimination, the algorithm may get trapped in comparing arm-2 with arm-1. This is because at each time-slot t , arm-2 beats at least $K-2$ arms with probability 1, while arm-1 typically beats less ². In fact, after sufficient comparison between arm-1 and arm-2, we know that with high confidence, arm-2 is not the Condorcet winner. This issue can be addressed by RUCB-based elimination as follows: when arm-2 has been compared with arm-1 sufficiently, we know that arm-1 likely beats

²Without RUCB-based elimination, the D-TS algorithm may still be able to get out of this trap in this case because the optimal action will be taken with a positive probability [16], but its regret will be much larger and difficult to be bound theoretically.

arm-2 and the upper bound of arm-2's normalized Copeland score $\hat{\zeta}_2(t) < 1$ with high probability; while for arm-1, $\hat{\zeta}_1(t) = 1$ with high probability even when it has not been compared with other arms sufficiently; thus arm-2 will be eliminated. Similarly, RLCB (Relative Lower Confidence Bound)-based elimination (Line 14, where we restrict to the arms with $l_{ia_t^{(1)}}(t) \leq 1/2$) is important especially for non-Condorcet dueling bandits. Specifically, $l_{ia_t^{(1)}}(t) > 1/2$ indicates that arm i beats $a_t^{(1)}$ with high probability. Thus, comparing $a_t^{(1)}$ with an arm i with $l_{ia_t^{(1)}}(t) > 1/2$ brings little information gain and may result in loss if i is not a Copeland winner.

4.2 Regret Analysis

In this section, we study the regret bounds for D-TS in dueling bandits. For general Copeland dueling bandits, we show that the regret of D-TS is bounded by $O(K^2 \log T)$. For Condorcet dueling bandits, we show that a simplified version of D-TS can reduce the regret to $O(K \log T + K^2 \log \log T)$. Finally, we discuss the refinement of bounds for D-TS in general Copeland dueling bandits.

We introduce certain notations that will be used in the analysis. First of all, $1/2$ is an important benchmark for p_{ij} in dueling bandits, and we let Δ_{ij} be the gap between p_{ij} and $1/2$, i.e.,

$$\Delta_{ij} = |p_{ij} - 1/2|. \quad (4)$$

In order to bound the regret of D-TS, we need to bound the number of comparisons between any pair (i, j) with $i \notin \mathcal{C}^*$ or $j \notin \mathcal{C}^*$. Under D-TS, (i, j) may be compared in the format of $(a_t^{(1)}, a_t^{(2)}) = (i, j)$ or $(a_t^{(1)}, a_t^{(2)}) = (j, i)$. We will consider these two cases respectively, and define the following counters: for $i \neq j$, we define

$$N_{ij}^{(1)}(T) = \sum_{t=1}^T \mathbb{1}(a_t^{(1)} = i, a_t^{(2)} = j), \quad (5)$$

$$N_{ij}^{(2)}(T) = \sum_{t=1}^T \mathbb{1}(a_t^{(1)} = j, a_t^{(2)} = i), \quad (6)$$

and

$$N_{ij}(T) = N_{ij}^{(1)}(T) + N_{ij}^{(2)}(T); \quad (7)$$

For $i = j$, we define

$$N_{ii}(T) = \sum_{t=1}^T \mathbb{1}(a_t^{(1)} = a_t^{(2)} = i). \quad (8)$$

4.2.1 $O(K^2 \log T)$ Regret for D-TS in General Copeland Dueling Bandits

We present the first main result for D-TS in general Copeland dueling bandits:

Theorem 1. *When applying D-TS in a Copeland dueling bandit with a preference matrix $P = [p_{ij}]_{K \times K}$, its regret is bounded as:*

$$R_{\text{D-TS}}(T) \leq \sum_{i \neq j: p_{ij} < 1/2} \left[\frac{4\alpha \log T}{\Delta_{ij}^2} + (1 + \epsilon)^2 \frac{\log T}{D(p_{ij} || 1/2)} \right] + O\left(\frac{K^2}{\epsilon^2}\right), \quad (9)$$

where $\alpha > 0.5$ is the control factor for RUCB/RLCB, $\epsilon > 0$ is an arbitrary constant, and $D(p || q) = p \log \frac{p}{q} + (1 - p) \log \frac{1-p}{1-q}$ is the KL divergence.

The summation operation in Eq. (9) is conducted over all pairs (i, j) with $p_{ij} < 1/2$. Thus, Theorem 1 states that D-TS achieves an $O(K^2 \log T)$ regret in general Copeland dueling bandits, including Condorcet dueling bandits as a special case. To the best of our knowledge, this is the first theoretical bound for Thompson Sampling in dueling bandits. The scaling behavior of this bound with respect to the time horizon T is order optimal, since a lower bound $\Omega(\log T)$ has been shown in [3, 8]. The refinement of the scaling behavior with respect to the number of arms K will be discussed later.

We prove Theorem 1 by bounding the number of comparisons for all pairs (i, j) with $i \notin \mathcal{C}^*$ or $j \notin \mathcal{C}^*$. When fixing the first candidate as $a_t^{(1)} = i$, the selection of the second candidate $a_t^{(2)}$ is similar to a traditional K -armed bandit problem with expected utilities p_{ji} ($j = 1, 2, \dots, K$). However, the analysis is more complex here since different arms are eliminated differently depending on the value of p_{ji} . The proof of Theorem 1 is accomplished through Lemmas 1 to 3, which bound the number of comparisons for all suboptimal pairs (i, j) under different scenarios, i.e., $p_{ji} < 1/2$, $p_{ji} > 1/2$, and $p_{ji} = 1/2$ ($j = i \notin \mathcal{C}^*$), respectively.

Lemma 1. *Under D-TS, for one pair (i, j) with $p_{ji} < 1/2$, we have*

$$\mathbb{E}[N_{ij}^{(1)}(T)] \leq (1 + \epsilon) \frac{\log T}{D(p_{ji} || 1/2)} + O\left(\frac{1}{\epsilon^2}\right). \quad (10)$$

Proof. The proof of this lemma is similar to the analysis of Thompson Sampling for traditional MAB. In fact, it may be even simpler since under D-TS, arm j will compete with arm i with $p_{ii} = 1/2$, which is fixed and known. We prove this lemma by borrowing the idea in [13]. The key idea is to study the distribution of the empirical probability that arm j beats arm i , and the sample drawn from the corresponding posterior distribution. Specifically, let x_{ji} be a number such that $p_{ji} < x_{ji} < 1/2$ and $\bar{p}_{ji}(t) = \frac{B_{ji}(t-1)}{B_{ji}(t-1) + B_{ij}(t-1)}$ be the empirical probability that arm j beats arm i . Define the following events:

$$\mathcal{E}_{ji}^{\bar{p}}(t) = \{\bar{p}_{ji}(t) < x_{ji}\}, \quad (11)$$

and

$$\mathcal{E}_{ji}^{\theta}(t) = \{\theta_{ji}^{(2)}(t) < 1/2\}. \quad (12)$$

Here, $\mathcal{E}_{ji}^{\bar{p}}(t)$ and $\mathcal{E}_{ji}^{\theta}(t)$ represent the concentration of the empirical probability $\bar{p}_{ji}(t)$ and the sample $\theta_{ji}^{(2)}(t)$, respectively.

Then, we divide the probability of $(a_t^{(1)}, a_t^{(2)}) = (i, j)$ into three cases:

$$\begin{aligned} \mathbb{P}\{(a_t^{(1)}, a_t^{(2)}) = (i, j)\} &= \mathbb{P}\{(a_t^{(1)}, a_t^{(2)}) = (i, j), \mathcal{E}_{ji}^{\bar{p}}(t), \mathcal{E}_{ji}^{\theta}(t)\} \\ &\quad + \mathbb{P}\{(a_t^{(1)}, a_t^{(2)}) = (i, j), \mathcal{E}_{ji}^{\bar{p}}(t), \neg \mathcal{E}_{ji}^{\theta}(t)\} \\ &\quad + \mathbb{P}\{(a_t^{(1)}, a_t^{(2)}) = (i, j), \neg \mathcal{E}_{ji}^{\bar{p}}(t)\}. \end{aligned}$$

We can bound $N_{ij}^{(1)}(T)$ by analyzing the above three cases:

1) The first term $\mathbb{P}\{(a_t^{(1)}, a_t^{(2)}) = (i, j), \mathcal{E}_{ji}^{\bar{p}}(t), \mathcal{E}_{ji}^{\theta}(t)\} = 0$ because $a_t^{(2)} \neq j$ when $\theta_{ji}^{(2)}(t) < 1/2 = \theta_{ii}^{(2)}(t)$.

2) The sum of the second term over time can be bounded as

$$\sum_{t=1}^T \mathbb{P}\{(a_t^{(1)}, a_t^{(2)}) = (i, j), \mathcal{E}_{ji}^{\bar{p}}(t), \neg \mathcal{E}_{ji}^{\theta}(t)\} \leq \frac{\log T}{D(x_{ji} || 1/2)} + 1. \quad (13)$$

3) The sum of the third term can be bounded as

$$\sum_{t=1}^T \mathbb{P}\{(a_t^{(1)}, a_t^{(2)}) = (i, j), \neg \mathcal{E}_{ji}^{\bar{p}}(t)\} \leq 1 + \frac{1}{D(x_{ji} || p_{ji})}. \quad (14)$$

For any $0 < \epsilon \leq 1$, we choose $x_{ji} \in (p_{ji}, 1/2)$ such that $D(x_{ji} || 1/2) = D(p_{ji} || 1/2)/(1 + \epsilon)$, which also implies $\frac{1}{D(x_{ji} || p_{ji})} = O\left(\frac{1}{\epsilon^2}\right)$ as shown in [13]. The conclusion then follows by combining all the above three terms. Please refer to Appendix B.1 for more details. \square

Lemma 2. *Under D-TS, for one pair (i, j) with $p_{ji} > 1/2$, we have*

$$\mathbb{E}[N_{ij}^{(1)}(T)] \leq \frac{4\alpha \log T}{\Delta_{ji}^2} + O(1). \quad (15)$$

Proof. This lemma can be easily proved using the concentration property of RLCB $l_{ji}(t)$. Note that when $a_t^{(1)} = i$, arm j can be selected as $a_t^{(2)}$ only when the RLCB $l_{ji}(t) \leq 1/2$. However, the RLCB satisfies $\mathbb{P}\{l_{ji}(t) \leq 1/2 | N_{ij}(t-1) \geq \frac{4\alpha \log T}{\Delta_{ji}^2}\} \leq \frac{1}{T^{2\alpha}}$. Thus, the expected total number of comparisons $N_{ij}^{(1)}(T)$ can be bounded similar to UCB-type algorithms for traditional MAB. The details of proof can be found in Appendix B.2. \square

Lemma 3. *Under D-TS, for an arm $i \notin \mathcal{C}^*$, we have*

$$\mathbb{E}[N_{ii}(T)] \leq \sum_{k:p_{ki}>1/2} \left[\frac{24}{\Delta_{ki}^2} + \Theta\left(\frac{1}{\Delta_{ki}^2} + \frac{1}{\Delta_{ki}^2 D(1/2|p_{ki})} + \frac{1}{\Delta_{ki}^4}\right) \right] = O(1). \quad (16)$$

Before proving Lemma 3, we present an important property for $\hat{\zeta}^*(t) = \max_{1 \leq i \leq K} \hat{\zeta}_i(t)$, which is the maximum value of the upper bound for the normalized Copeland score. Recall that ζ^* is the maximum normalized Copeland score and $\zeta^* = 1$ in Condorcet dueling bandits. The following lemma shows that $\hat{\zeta}^*(t)$ is equal to or greater than ζ^* with high probability, i.e., $\hat{\zeta}^*(t)$ is indeed a UCB of ζ^* . This lemma holds for both Condorcet dueling bandits and general Copeland dueling bandits.

Lemma 4. *For any $\alpha > 0$ and $t > 0$,*

$$\mathbb{P}\{\hat{\zeta}^*(t) \geq \zeta^*\} \geq 1 - \frac{K}{t^{2\alpha}}. \quad (17)$$

Proof. The proof of this lemma is accomplished by leveraging the concentration property of RUCB. Details can be found in Appendix B.3. \square

Sketch for the Proof of Lemma 3: We prove Lemma 3 similarly to [13], but we need to adjust it to address the correlation between the selection of two candidates under D-TS. When the upper bound of the normalized Copeland score $\hat{\zeta}^*(t) \geq \zeta^*$, the event $(a_t^{(1)}, a_t^{(2)}) = (i, i)$ occurs only if: a) there exists at least one $k \in \mathcal{K}$ with $p_{ki} > 1/2$, such that $l_{ki}(t) \leq 1/2$; and b) $\theta_{ki}^{(2)}(t) \leq 1/2$ for all k with $l_{ki}(t) \leq 1/2$. In this case, we can bound the probability of $a_t^{(2)} = i$ by the probability of $a_t^{(2)} = k$, given $p_{ki} > 1/2$ and $l_{ki}(t) \leq 1/2$. However, we cannot expect that the coefficient will decay exponentially as in traditional MAB [13], because $l_{ki}(t) \leq 1/2$ may indicate that arm k has not performed well when compared with i in the past. By considering all possible realizations of the history \mathcal{H}_{t-1} , we can relax the condition of $l_{ki}(t) \leq 1/2$ and obtain results similar to [13]. Details of proof can be found in Appendix B.4.

Theorem 1 can be proved directly by combining Lemmas 1 to 3.

4.2.2 Refining the Regret Bound to $O(K \log T)$ in Condorcet Dueling Bandits

Although the design and analysis of D-TS for Copeland dueling bandits is non-trivial, an $O(K^2 \log T)$ regret may be unsurprising. In particular, we expect to achieve lower regret as [3, 4, 8] for Condorcet dueling bandits. In this section, we show how to refine the regret to $O(K \log T + K^2 \log \log T)$ in Condorcet dueling bandits, with an even simpler version of D-TS:

Simplified D-TS (D-TS^(s)): Same as D-TS described in Algorithm 1, except that when selecting the second candidate, Line 14 is modified to:

$$a^{(2)} \leftarrow \arg \max_{1 \leq i \leq K} \theta_{ia^{(1)}}^{(2)}.$$

Under D-TS^(s), the RLCB-based elimination step is removed when choosing the second candidate and $a_t^{(2)}$ is selected as the arm with the highest sample $\theta_{ia^{(1)}}^{(2)}$.

Without loss of generality, we assume arm-1 is the Condorcet winner, i.e., $i^* = 1$. Similar to D-TS, we can show that D-TS^(s) achieves $O(K^2 \log T)$ regret in Condorcet dueling bandits.

Proposition 1. *When applying D-TS^(s) in a Condorcet dueling bandit with a preference matrix $P = [p_{ij}]_{K \times K}$, its regret is bounded as:*

$$R_{\text{D-TS}^{(s)}}(T) \leq (1+\epsilon)^2 \sum_{j>1} \frac{\log T}{D(p_{j1}||1/2)} + \sum_{i>1} \frac{4\alpha \log T}{\Delta_{j_i^*}^2} + (1+\epsilon)^2 \sum_{i>1} \sum_{j \in \mathcal{A} \setminus \{i, j_i^*\}} \frac{\log T}{D(p_{ji}||p_i^*)} + O\left(\frac{K^2}{\epsilon^2}\right), \quad (18)$$

where $j_i^* = \arg \max_j p_{ji}$, $p_i^* = \max_j p_{ji}$, $\alpha > 0.5$ is the control factor for RUCB/RLCB, $\epsilon > 0$ is an arbitrary constant, and $D(\cdot||\cdot)$ is the KL divergence.

In Eq. (18), the first term corresponds to the comparisons between the Condorcet winner and the other arms j with $p_{j1} < 1/2$, the second term corresponds to the comparisons between arm $i \neq 1$ and the corresponding ‘‘best’’ arm j_i^* , and the third term corresponds to the comparisons between arm $i \neq 1$ and other arms $j \neq j_i^*$ or i . The proof of Proposition 1 is omitted here since it is quite similar to Theorem 1.

A more important objective of this section is to refine the regret of D-TS^(s) to $O(K \log T + K^2 \log T)$ in Condorcet dueling bandits. Specifically, we use a ‘‘back substitution’’ trick to refine the third term in Eq. (18) to $O(K^2 \log \log T)$, and obtain Theorem 2.

Theorem 2. *When applying D-TS^(s) in a Condorcet dueling bandit with a preference matrix $P = [p_{ij}]_{K \times K}$, its regret is bounded as:*

$$\begin{aligned} R_{\text{D-TS}^{(s)}}(T) \leq & (1+\epsilon)^2 \sum_{j>1} \frac{\log T}{D(p_{j1}||1/2)} + \sum_{i>1} \frac{4\alpha \log T}{\Delta_{j_i^*}^2} \\ & + (1+2\alpha)(1+\epsilon)^2 \sum_{i>1} \sum_{j \in \mathcal{A} \setminus \{i, j_i^*\}} \frac{\log \log T}{D(p_{ji}||p_i^*)} + O(K^2 \log K) + O\left(\frac{K^2}{\epsilon^2}\right), \end{aligned} \quad (19)$$

where $\alpha > 0.5$ is the control factor for RUCB, $\epsilon > 0$ is a constant, and $D(\cdot||\cdot)$ is the KL-divergence.

Sketch of Proof: We prove this theorem using a ‘‘back substitution’’ trick. The intuition behind this idea is that when fixing the first candidate as $a_i^{(1)} = i$, the comparison between $a_i^{(1)} = i$ and the other arms is similar to a traditional MAB with expected utility p_{ji} ($j = 1, 2, \dots, K$). Using Thompson Sampling, the number of comparisons with each suboptimal arm with $p_{ji} < p_i^*$ will be bounded as $\mathbb{E}[N_{ij}^{(1)}(T)|N_i^{(1)}(T)] = O(\log N_i^{(1)}(T))$, where $N_i^{(1)}(T) = \sum_{t=1}^T \mathbb{1}(a_t^{(1)} = i)$ is the number of time-slots when i is chosen as the first candidate. Note that this conclusion holds uniformly for any $N_i^{(1)}(T)$. During the analysis of Proposition 1, we have shown that $\mathbb{E}[N_i^{(1)}(T)]$ is bounded by $O(K \log T)$. Thus, substituting the bound of $\mathbb{E}[N_{ij}^{(1)}(T)]$ back and using the concavity of the $\log(\cdot)$ function, we have $\mathbb{E}[N_{ij}^{(1)}(T)] = \mathbb{E}[\mathbb{E}[N_{ij}^{(1)}(T)|N_i^{(1)}(T)]] \leq O(\log \mathbb{E}[N_i^{(1)}(T)]) = O(\log \log T + \log K)$. For rigorous analysis, we use the total probability formula and consider all possible values n for $N_i^{(1)}(T)$. Then similar to the analysis of Lemma 1, we bound the value of $N_{ij}^{(1)}(T)$ by further considering the cases with $N_{ij}(t-1) \leq L_{ji}^\alpha(n)$ and $N_{ij}(t-1) > L_{ji}^\alpha(n)$, respectively, where $L_{ji}^\alpha(n) = \Theta(\log n)$. Details of the proof can be found in Appendix C.

4.2.3 Discussion: Refining the Regret Bound in General Copeland Dueling Bandits

As will be demonstrated in Section 5, we can see that the original version of D-TS in fact outperforms the CCB algorithm [22], which has been shown to achieve $O(K(L_C + 1) \log T)$ regret, where L_C is the number of arms that the Copeland winners lose to. Inspired by the insights from the Condorcet dueling bandits and the simulation results for general Copeland dueling bandits, we make the following conjecture:

Conjecture 1. *When applying D-TS in a Copeland dueling bandit with a preference matrix $P = [p_{ij}]_{K \times K}$, its regret is bounded as:*

$$R_{\text{D-TS}}(T) = O(KL_C \log T + K^2 \log \log T). \quad (20)$$

where L_C is the number of arms that a Copeland winner loses to.

The intuition that we believe the conjecture holds is as follows. When fixing the first candidate as $a_t^{(1)} = i$, the comparison between $a_t^{(1)} = i$ and the other arms is similar to a traditional MAB. Consider an arm $i \notin \mathcal{C}^*$. For the arm $j_i^* = \arg \max_j p_{ji}$, its RLCB $l_{j_i^* i}(t) \leq 1/2$ occurs typically when it has not been compared with i sufficiently. At this case, it will dominate the comparisons, i.e., it will be allocated much more opportunities to compare with i . As long as j_i^* has been compared with i sufficiently, say $N_{ij}(t-1) \geq \frac{4\alpha \log T}{\Delta_{j_i^* i}^2}$, it will be eliminated with high probability; then the second best arm with $p_{ji} > 1/2$ will dominate, so on and so forth; as long as $(L_C + 1)$ arms have been explored sufficiently, then $\hat{\zeta}_i(t) < \hat{\zeta}^*(t)$ with high probability, and i will not be selected as the first candidate. During this process, the other arms with p_{ji} smaller than the $(L_C + 1)$ -th best arm will be explored by $O(\log \log T)$ times. Consider all arms $i \in \{1, 2, \dots, K\}$, the total cumulative regret will be bounded by $O(K L_C \log T + K^2 \log \log T)$. The rigorous study of this conjecture need to incorporate the evolution of RUCB, RLCB, and the Thompson samples. This is a very complex process and we are still working on the rigorous proof for this conjecture.

5 Experiments

To evaluate the proposed D-TS and D-TS^(s) algorithms, we run experiments based on synthetic and real world data. Here we present the results for experiments based on the Microsoft Learning to Rank (MSLR) dataset [23], which provides the relevance for queries and ranked documents. Based on this dataset, [2] derives a preference matrix for 136 rankers, where each ranker is a function that maps a user’s query to a document ranking and can be viewed as one arm in dueling bandits. We use the two 5-armed submatrices in [2], one for Condorcet dueling bandit and the other for non-Condorcet dueling bandit. More experimental results and discussions can be found in Appendix D.

We compare D-TS and D-TS^(s) with the following algorithms: BTM [7], SAVAGE [1], RUCB [4], RCS [6], CCB [2], SCB [2], and RMED [8], including RMED1 and RMED2. For BTM, we set the relaxed factor $\gamma = 1.3$ as [7]. For algorithms using RUCB and RLCB, including our D-TS and D-TS^(s), we set the scale factor $\alpha = 0.51$. For RMED, we use the same settings as [8], where $f(K) = 0.3K^{1.01}$ for both RMED algorithms and $\alpha = 3$ for RMED2. For the “explore-then-exploit” algorithms, BTM and SAVAGE, each point is obtained by resetting the time horizon as the corresponding value.

We evaluate algorithms according to the regret defined in Eq. (3), which is based on the normalized Copeland score. For Condorcet dueling bandits, Appendix D also provides the regret performance defined based on the preference probability gap. The results are averaged over 500 independent experiments, where we randomly shuffle the arms in each experiment to prevent algorithms from exploiting certain special structures of the preference matrix.

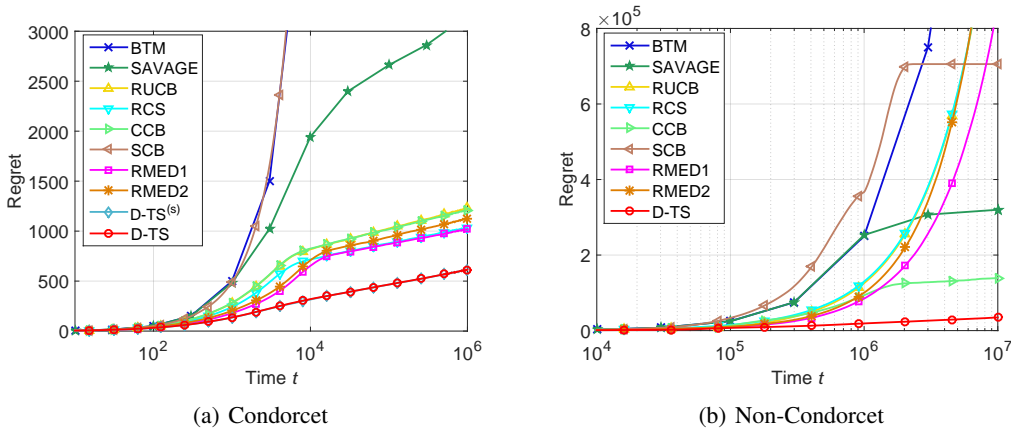


Figure 1: Cumulative regrets in dueling bandits with preference matrices derived from the MSLR dataset ($K = 5$).

In Condorcet dueling bandits, as shown in Fig. 1(a), the earlier algorithms BTM and SAVAGE result in very large regret. RUCB, CCB, RMED1, and RMED2, significantly reduce the regret compared to BTM and SAVAGE. The SCB algorithm, a complement to CCB in many-armed dueling bandits, results in high regret in this small scale scenario. Using Thompson Sampling for selecting the first candidate, RCS slightly reduces the regret compared to RUCB and CCB, but the improvement is limited. This is because, without the RUCB-based elimination in our D-TS algorithm, RCS requires “100% pass” when choosing the first candidate (which is picked randomly if no such an arm exists) and could miss many opportunities of choosing the Condorcet winner as the first candidate. Moreover, RCS chooses the second candidate relying on RUCB and will take more efforts to identify the best arm compared to D-TS. Compared to the RMED algorithms, our D-TS algorithm also performs better. [8] has shown that RMED is optimal in Condorcet dueling bandits, not only in the sense of asymptotic order, but also the coefficients in the lower bound. However, the simulation results show that our D-TS algorithm can achieve the similar slope as RMED, and also reduce the constant term. This inspires us to further refine the theoretical bounds for the regret of D-TS in the future. Comparing D-TS and D-TS^(s), we can see that their performance is very close. This even holds in dueling bandits without strong transitivity, where the Condorcet winner may not have the highest preference probability when comparing all arms with a fixed arm, as can be seen in Appendix D. This is because under D-TS in Condorcet dueling bandits, the suboptimal arms will quickly lose the opportunities of being chosen as the first candidate, and the RLCB-based elimination in choosing the second candidate seldomly occurs in practice.

In non-Condorcet dueling bandits, as shown in Fig. 1(b), the regrets of BTM, RUCB, RCS, RMED1, and RMED2 grow very fast as time increases, because they keep exploring to find the Condorcet winner, which does not exist in this setting. Being aware of this possible non-existence, the general Copeland SAVAGE, CCB, and SCB algorithms achieve logarithmic regrets, and again SCB performs worse than CCB or SAVAGE in this small scale scenario. Our D-TS algorithm performs best and significantly reduces the regret. In particular, D-TS approaches smoothly to the asymptotic regime quickly, where the curve tends to be a line for a logarithmic scaling t -axis.

6 Conclusions and Future Work

In this paper, we study Thompson Sampling for dueling bandits. We propose a D-TS algorithm that fits better to the nature of dueling bandits, where at each time one pair of arms is selected for comparison. We introduce a second round sampling to address the dilemma in dueling bandits where we aim at comparing the best arm against itself, but comparing one arm against itself does not provide information. We also introduce RUCB/RLCB-based elimination to help D-TS get out from suboptimal comparisons. The proposed D-TS algorithm applies to general Copeland dueling bandits, including Condorcet dueling bandits as the special case. We obtain theoretical regret bound for D-TS, which is $O(K^2 \log T)$ for general Copeland dueling bandits. The bound is further refined to $O(K \log T + K^2 \log \log T)$ with a simplified version of D-TS for the special Condorcet dueling bandits. Experimental results demonstrate that our proposed D-TS algorithm performs much better than the state-of-the-art algorithms.

Although logarithmic regret bounds have been obtained for D-TS, these bounds are usually worse than that for other algorithms such as RUCB or RMED. These current bounds are likely loose because our D-TS algorithm performs much better than these algorithms in practice. Currently, our analysis relies heavily on the properties of RUCB/RLCB. In fact, however, we see from the single-step tracking that the RUCB-based elimination seldomly occurs under most practical settings. We will further refine the regret bounds by investigating the properties of Thompson-Sampling-based majority-voting. Also, studying D-TS type algorithms for dueling bandits with other definition of winners or conditions/constraints (e.g., with side information [22] or budget constraints [24]) is another interesting direction for future research.

Acknowledgement

We thank Masrour Zoghi from University of Amsterdam, Netherlands, and Dr. Junpei Komiyama from the University of Tokyo, for helpful discussions on the experiments.

References

- [1] T. Urvoy, F. Clerot, R. Féraud, and S. Naamane. Generic exploration and k -armed voting bandits. In *International Conference on Machine Learning (ICML)*, pages 91–99, 2013.
- [2] M. Zoghi, Z. S. Karnin, S. Whiteson, and M. de Rijke. Copeland dueling bandits. In *Advances in Neural Information Processing Systems*, pages 307–315, 2015.
- [3] Y. Yue, J. Broder, R. Kleinberg, and T. Joachims. The k -armed dueling bandits problem. *Journal of Computer and System Sciences*, 78(5):1538–1556, 2012.
- [4] M. Zoghi, S. Whiteson, R. Munos, and M. D. Rijke. Relative upper confidence bound for the k -armed dueling bandit problem. In *Proceedings of the 31st International Conference on Machine Learning (ICML-14)*, pages 10–18, 2014.
- [5] Y. Yue and T. Joachims. Interactively optimizing information retrieval systems as a dueling bandits problem. In *International Conference on Machine Learning (ICML)*, pages 1201–1208. ACM, 2009.
- [6] M. Zoghi, S. A. Whiteson, M. De Rijke, and R. Munos. Relative confidence sampling for efficient on-line ranker evaluation. In *Proceedings of the 7th ACM international conference on Web search and data mining*, pages 73–82. ACM, 2014.
- [7] Y. Yue and T. Joachims. Beat the mean bandit. In *International Conference on Machine Learning (ICML)*, pages 241–248, 2011.
- [8] J. Komiyama, J. Honda, H. Kashima, and H. Nakagawa. Regret lower bound and optimal algorithm in dueling bandit problem. In *Proceedings of The 28th Conference on Learning Theory*, 2015.
- [9] P. Auer, N. Cesa-Bianchi, and P. Fischer. Finite-time analysis of the multiarmed bandit problem. *Machine learning*, 47(2-3):235–256, 2002.
- [10] W. R. Thompson. On the likelihood that one unknown probability exceeds another in view of the evidence of two samples. *Biometrika*, pages 285–294, 1933.
- [11] O. Chapelle and L. Li. An empirical evaluation of thompson sampling. In *Advances in Neural Information Processing Systems*, pages 2249–2257, 2011.
- [12] S. Agrawal and N. Goyal. Analysis of thompson sampling for the multi-armed bandit problem.
- [13] S. Agrawal and N. Goyal. Further optimal regret bounds for thompson sampling. In *Proceedings of the Sixteenth International Conference on Artificial Intelligence and Statistics*, pages 99–107, 2013.
- [14] J. Komiyama, J. Honda, and H. Nakagawa. Optimal regret analysis of thompson sampling in stochastic multi-armed bandit problem with multiple plays. In *International Conference on Machine Learning (ICML)*, 2015.
- [15] Y. Xia, H. Li, T. Qin, N. Yu, and T.-Y. Liu. Thompson sampling for budgeted multi-armed bandits. In *International Joint Conference on Artificial Intelligence*, 2015.
- [16] A. Gopalan, S. Mannor, and Y. Mansour. Thompson sampling for complex online problems. In *International Conference on Machine Learning (ICML)*, pages 100–108, 2014.
- [17] A. Gopalan and S. Mannor. Thompson sampling for learning parameterized Markov decision processes. In *Proceedings of The 28th Conference on Learning Theory*, pages 861–898, 2015.
- [18] N. Welsh. Thompson sampling for the dueling bandits problem. In *Large-Scale Online Learning and Decision Making (LSOLDM) Workshop*.
- [19] D. Russo and B. Van Roy. Learning to optimize via posterior sampling. *Mathematics of Operations Research*, 39(4):1221–1243, 2014.
- [20] K. Jamieson, S. Katariya, A. Deshpande, and R. Nowak. Sparse dueling bandits. In *Conference on Learning Theory (COLT)*, 2015.
- [21] D. Russo and B. Van Roy. An information-theoretic analysis of thompson sampling. *arXiv preprint arXiv:1403.5341*, 2014.
- [22] M. Dudík, K. Hofmann, R. E. Schapire, A. Slivkins, and M. Zoghi. Contextual dueling bandits. In *Proceedings of The 28th Conference on Learning Theory*, pages 563–587, 2015.

- [23] Microsoft Research, Microsoft Learning to Rank Datasets. <http://research.microsoft.com/en-us/projects/mslr/>, 2010.
- [24] H. Wu, R. Srikant, X. Liu, and C. Jiang. Algorithms with logarithmic or sublinear regret for constrained contextual bandits. In *The 29th Annual Conference on Neural Information Processing Systems (NIPS)*, Montréal, Canada, Dec. 2015.
- [25] D. P. Dubhashi and A. Panconesi. *Concentration of measure for the analysis of randomized algorithms*. Cambridge University Press, 2009.
- [26] Y. Yue, J. Broder, R. Kleinberg, and T. Joachims. The k -armed dueling bandits problem. In *Conference on Learning Theory (COLT)*, 2009.

Appendices

A Preliminaries

Fact 1. (Chernoff-Hoeffding Bound [25])

1) *Bernoulli random variables:* Given Bernoulli random variables X_1, X_2, \dots, X_n with $\mathbb{E}[X_i] = p_i$. Let $\bar{X}_n = \frac{1}{n} \sum_{i=1}^n X_i$ and $p = \mathbb{E}[\bar{X}_n] = \frac{1}{n} \sum_{i=1}^n p_i$. Then, for $\epsilon \in [0, p]$,

$$\mathbb{P}\{\bar{X}_n \leq p - \epsilon\} \leq e^{-nD(p-\epsilon||p)}, \quad (21)$$

and for $\epsilon \in [0, 1 - p]$,

$$\mathbb{P}\{\bar{X}_n \geq p + \epsilon\} \leq e^{-nD(p+\epsilon||p)}, \quad (22)$$

where $D(q||p) = q \log \frac{q}{p} + (1 - q) \log \frac{1-q}{1-p}$ is the KL-divergence.

2) *General random variables over [0,1]:* Let X_1, X_2, \dots, X_n be random variables over $[0,1]$ and $\mathbb{E}[X_i|X_1, X_2, \dots, X_{i-1}] = p$. Let $\bar{X}_n = \frac{1}{n} \sum_{i=1}^n X_i$. Then for all $\epsilon \geq 0$, we have

$$\mathbb{P}\{\bar{X}_n \geq p + \epsilon\} \leq e^{-2n\epsilon^2}, \quad (23)$$

$$\mathbb{P}\{\bar{X}_n \leq p - \epsilon\} \leq e^{-2n\epsilon^2}. \quad (24)$$

Using the above fact, we obtain the following results for RUCB/RLCB:

Lemma 5. (Concentration of RUCB/RLCB)

1) For any (i, j) and $t > 0$,

$$\mathbb{P}\{p_{ij} \leq u_{ij}(t)\} \geq 1 - \frac{1}{t^{2\alpha}}, \quad (25)$$

$$\mathbb{P}\{p_{ij} \geq l_{ij}(t)\} \geq 1 - \frac{1}{t^{2\alpha}}. \quad (26)$$

2) For (i, j) with $p_{ij} < 1/2$,

$$\mathbb{P}\{u_{ij}(t) \geq 1/2 | N_{ij}(t-1) \geq \frac{4\alpha \log T}{\Delta_{ij}^2}\} \leq \frac{1}{T^{2\alpha}}. \quad (27)$$

Proof. The conclusions follow by using the Chernoff-Hoeffding bound for general random variables over $[0,1]$. \square

The next fact reveals the equality between the Beta distribution and the Binomial distribution, which is used to show the concentration property of Thompson samples.

Fact 2. (Beta-Binomial equality [12]) Let α and β be arbitrary positive integers. Let $F_{\alpha, \beta}^{\text{beta}}(\cdot)$ be the Cumulative Distribution Function (CDF) of the beta distribution $\text{Beta}(\alpha, \beta)$, and $F_{n, p}^{\text{B}}(\cdot)$ be the CDF of the binomial distribution $\text{Binomial}(n, p)$. Then,

$$F_{\alpha, \beta}^{\text{beta}}(y) = 1 - F_{\alpha+\beta-1, y}^{\text{B}}(\alpha - 1). \quad (28)$$

B Regret Analysis in General Copeland Dueling Bandits

B.1 Proof of Lemma 1

Let $\bar{p}_{ji}(t) = \frac{B_{ji}(t-1)}{B_{ji}(t-1) + B_{ij}(t-1)}$ be the empirical estimation for the probability that arm j beats arm i . Let x_{ji} be a number satisfying $p_{ji} < x_{ji} < 1/2$. Define the following events:

$$\mathcal{E}_{ji}^{\bar{p}}(t) = \{\bar{p}_{ji}(t) < x_{ji}\},$$

and

$$\mathcal{E}_{ji}^{\theta}(t) = \{\theta_{ji}^{(2)}(t) < 1/2\}.$$

Then

$$\begin{aligned} \mathbb{P}\{(a_t^{(1)}, a_t^{(2)}) = (i, j)\} &= \mathbb{P}\{(a_t^{(1)}, a_t^{(2)}) = (i, j), \mathcal{E}_{ji}^{\bar{p}}(t), \mathcal{E}_{ji}^\theta(t)\} \\ &\quad + \mathbb{P}\{(a_t^{(1)}, a_t^{(2)}) = (i, j), \mathcal{E}_{ji}^{\bar{p}}(t), \neg \mathcal{E}_{ji}^\theta(t)\} \\ &\quad + \mathbb{P}\{(a_t^{(1)}, a_t^{(2)}) = (i, j), \neg \mathcal{E}_{ji}^{\bar{p}}(t)\}. \end{aligned}$$

The first term $\mathbb{P}\{(a_t^{(1)}, a_t^{(2)}) = (i, j), \mathcal{E}_{ji}^{\bar{p}}(t), \mathcal{E}_{ji}^\theta(t)\} = 0$ because $a_t^{(2)} \neq j$ when $\theta_{ji}^{(2)}(t) < 1/2 = \theta_{ii}^{(2)}(t)$.

For the second term, letting $L_{ji}(T) = \frac{\log T}{D(x_{ji}||1/2)}$, similar to the proof of Lemma 4 in [13], we can show that it is bounded as follows:

$$\begin{aligned} &\sum_{t=1}^T \mathbb{P}\{(a_t^{(1)}, a_t^{(2)}) = (i, j), \mathcal{E}_{ji}^{\bar{p}}(t), \neg \mathcal{E}_{ji}^\theta(t)\} \\ &= \sum_{t=1}^T \mathbb{P}\{(a_t^{(1)}, a_t^{(2)}) = (i, j), \mathcal{E}_{ji}^{\bar{p}}(t), \neg \mathcal{E}_{ji}^\theta(t), N_{ij}(t-1) \leq L_{ji}(T)\} \\ &\quad + \sum_{t=1}^T \mathbb{P}\{(a_t^{(1)}, a_t^{(2)}) = (i, j), \mathcal{E}_{ji}^{\bar{p}}(t), \neg \mathcal{E}_{ji}^\theta(t), N_{ij}(t-1) > L_{ji}(T)\} \\ &\leq L_{ji}(T) + \sum_{t=1}^T \frac{1}{T} \\ &= \frac{\log T}{D(x_{ji}||1/2)} + 1, \end{aligned} \tag{29}$$

where the term $\mathbb{P}\{(a_t^{(1)}, a_t^{(2)}) = (i, j), \mathcal{E}_{ji}^{\bar{p}}(t), \neg \mathcal{E}_{ji}^\theta(t), N_{ij}(t-1) > L_{ji}(T)\} \leq \mathbb{P}\{(a_t^{(1)}, a_t^{(2)}) = (i, j), \mathcal{E}_{ji}^{\bar{p}}(t), \neg \mathcal{E}_{ji}^\theta(t), N_{ij}(t-1) > L_{ji}(T)\} \leq \frac{1}{T}$, as shown in [13].

The third term can be bounded similarly to Lemma 3 in [13], where the only difference is that i and j are compared when $(a_t^{(1)}, a_t^{(2)}) = (i, j)$ or $(a_t^{(1)}, a_t^{(2)}) = (j, i)$. Specifically, let τ_n be the slot index when i and j are compared for the n -th time, including both cases $(a_t^{(1)}, a_t^{(2)}) = (i, j)$ and $(a_t^{(1)}, a_t^{(2)}) = (j, i)$. Let $\tau_0 = 0$. Then, $\bar{p}_{ji}(t)$ is fixed between $\tau_n + 1$ and τ_{n+1} , and $\sum_{t=\tau_n+1}^{\tau_{n+1}} \mathbb{1}((a_t^{(1)}, a_t^{(2)}) = (i, j)) \leq 1$ (it is 0 if the $(n+1)$ -th comparison is implemented in the format of (j, i)). Then

$$\begin{aligned} &\sum_{t=1}^T \mathbb{P}\{(a_t^{(1)}, a_t^{(2)}) = (i, j), \neg \mathcal{E}_{ji}^{\bar{p}}(t)\} \\ &\leq \sum_{n=0}^{T-1} \mathbb{E} \left[\sum_{t=\tau_n+1}^{\tau_{n+1}} \mathbb{1}((a_t^{(1)}, a_t^{(2)}) = (i, j)) \cdot \mathbb{1}(\neg \mathcal{E}_{ji}^{\bar{p}}(t)) \right] \\ &\leq \sum_{n=0}^{T-1} \mathbb{E} \left[\mathbb{1}(\neg \mathcal{E}_{ji}^{\bar{p}}(\tau_n + 1)) \sum_{t=\tau_n+1}^{\tau_{n+1}} \mathbb{1}((a_t^{(1)}, a_t^{(2)}) = (i, j)) \right] \\ &\leq \sum_{n=0}^{T-1} \mathbb{P}(\neg \mathcal{E}_{ji}^{\bar{p}}(\tau_n + 1)) \\ &\leq 1 + \sum_{n=1}^{T-1} e^{-nD(x_{ji}||p_{ji})} \\ &\leq 1 + \frac{1}{D(x_{ji}||p_{ji})}. \end{aligned} \tag{30}$$

For any $0 < \epsilon \leq 1$, we choose $x_{ji} \in (p_{ji}, 1/2)$ such that $D(x_{ji}||1/2) = D(p_{ji}||1/2)/(1+\epsilon)$, which also implies $\frac{1}{D(x_{ji}||p_{ji})} = O(\frac{1}{\epsilon^2})$ as shown in [13]. The conclusion then follows by combining all the above three terms.

B.2 Proof of Lemma 2

This lemma can be easily proved using the concentration property of RLCB $l_{ji}(t)$. Note that when $a_t^{(1)} = i$, arm j can be selected as $a_t^{(2)}$ only when the $l_{ji}(t) \leq 1/2$. However, the RLCB satisfies $\mathbb{P}\{l_{ji}(t) \leq 1/2 | N_{ij}(t-1) \geq \frac{4\alpha \log T}{\Delta_{ji}^2}\} \leq \frac{1}{T^{2\alpha}}$. Thus,

$$\begin{aligned} \mathbb{P}\{(a_t^{(1)}, a_t^{(2)}) = (i, j)\} &= \mathbb{P}\{(a_t^{(1)}, a_t^{(2)}) = (i, j), N_{ij}(t-1) \geq \frac{4\alpha \log T}{\Delta_{ji}^2}\} \\ &\quad + \mathbb{P}\{(a_t^{(1)}, a_t^{(2)}) = (i, j), N_{ij}(t-1) < \frac{4\alpha \log T}{\Delta_{ji}^2}\} \\ &\leq \mathbb{P}\{l_{ji}(t) \leq 1/2, N_{ij}(t-1) \geq \frac{4\alpha \log T}{\Delta_{ji}^2}\} \\ &\quad + \mathbb{P}\{(a_t^{(1)}, a_t^{(2)}) = (i, j), N_{ij}(t-1) < \frac{4\alpha \log T}{\Delta_{ji}^2}\} \\ &\leq \frac{1}{T^{2\alpha}} + \mathbb{P}\{(a_t^{(1)}, a_t^{(2)}) = (i, j), N_{ij}(t-1) < \frac{4\alpha \log T}{\Delta_{ji}^2}\}. \end{aligned} \quad (31)$$

Note that

$$\begin{aligned} &\sum_{t=1}^T \mathbb{P}\{(a_t^{(1)}, a_t^{(2)}) = (i, j), N_{ij}(t-1) < \frac{4\alpha \log T}{\Delta_{ji}^2}\} \\ &= \sum_{t=1}^T \mathbb{E}[\mathbb{1}((a_t^{(1)}, a_t^{(2)}) = (i, j), N_{ij}(t-1) < \frac{4\alpha \log T}{\Delta_{ji}^2})] \\ &= \mathbb{E}\left[\sum_{t=1}^T \mathbb{1}((a_t^{(1)}, a_t^{(2)}) = (i, j), N_{ij}(t-1) < \frac{4\alpha \log T}{\Delta_{ji}^2})\right] \leq \frac{4\alpha \log T}{\Delta_{ji}^2}, \end{aligned} \quad (32)$$

because $\sum_{t=1}^T \mathbb{1}((a_t^{(1)}, a_t^{(2)}) = (i, j), N_{ij}(t-1) < \frac{4\alpha \log T}{\Delta_{ji}^2}) \leq \frac{4\alpha \log T}{\Delta_{ji}^2}$ due to the fact that: when $(a_t^{(1)}, a_t^{(2)}) = (i, j)$ at t , $N_{ij}(t-1)$ will be increased by 1, but $\mathbb{1}((a_t^{(1)}, a_t^{(2)}) = (i, j), N_{ij}(t-1) < \frac{4\alpha \log T}{\Delta_{ji}^2}) = 0$ as long as $N_{ij}(t-1) \geq \frac{4\alpha \log T}{\Delta_{ji}^2}$. The conclusion then follows.

B.3 Proof of Lemma 4

Let i^* be the Copeland winner (or any one of the winners) in the dueling bandit. We prove Lemma 4 by analyzing the RUCB $u_{i^*j}(t)$ at t . Using the Chernoff-Hoeffding bound, we have that for any $j \neq i^*$,

$$\mathbb{P}\{u_{i^*j}(t) < p_{i^*j}\} \leq e^{-2\alpha \log t} = \frac{1}{t^{2\alpha}}. \quad (33)$$

Note that $\zeta^* = \frac{1}{K-1} \sum_{j \neq i^*} \mathbb{1}(p_{i^*j} > 1/2)$. Let $\mathcal{L}_{i^*} = \{j : 1 \leq j \leq K, p_{i^*j} > 1/2\}$ be the arms that lose to i^* . Thus,

$$\hat{\zeta}^*(t) < \zeta^* \Rightarrow \exists j \in \mathcal{L}_{i^*}, \text{ such that } u_{i^*j}(t) < p_{i^*j}. \quad (34)$$

Consider all elements in \mathcal{L}_{i^*} , we have

$$\begin{aligned} \mathbb{P}\{\hat{\zeta}^*(t) \geq \zeta^*\} &= 1 - \mathbb{P}\{\hat{\zeta}^*(t) < \zeta^*\} \geq 1 - \mathbb{P}\{\exists j \in \mathcal{L}_{i^*}, \text{ s.t. } u_{i^*j}(t) < p_{i^*j}\} \\ &\geq 1 - \frac{|\mathcal{L}_{i^*}|}{t^{2\alpha}} \geq 1 - \frac{K}{t^{2\alpha}}. \end{aligned} \quad (35)$$

B.4 Proof of Lemma 3

To bound the number of time-slots when we compare one non-winner arm against itself, we need to investigate the necessary conditions for this event to happen.

When the upper bound of the Copeland score $\hat{\zeta}^*(t) \geq \zeta^*$, the event $(a_t^{(1)}, a_t^{(2)}) = (i, i)$ occurs only if: a) there exists at least one $k \in \mathcal{K}$ with $p_{ki} > 1/2$, such that $l_{ki}(t) \leq 1/2$; and b) $\theta_{ki}^{(2)}(t) \leq 1/2$ for all k with $l_{ki}(t) \leq 1/2$.

For k with $p_{ki} > 1/2$, we define the following probability

$$q_{ki}(t) = \mathbb{P}\{\theta_{ki}^{(2)}(t) > 1/2 | \mathcal{H}_{t-1}\}. \quad (36)$$

Note that all information about $\hat{\zeta}^*(t)$, $l_{ki}(t)$, and $q_{ki}(t)$ is determined by \mathcal{H}_{t-1} . Given k with $p_{ki} > 1/2$ and \mathcal{H}_{t-1} such that $\hat{\zeta}^*(t) \geq \zeta^*$ and $l_{ki}(t) \leq 1/2$, similarly to [13], we can show that

$$\mathbb{P}\{(a_t^{(1)}, a_t^{(2)}) = (i, i) | \mathcal{H}_{t-1}\} \leq \frac{1 - q_{ki}(t)}{q_{ki}(t)} \mathbb{P}\{(a_t^{(1)}, a_t^{(2)}) = (i, k) | \mathcal{H}_{t-1}\}. \quad (37)$$

Thus,

$$\begin{aligned} & \mathbb{E}[N_{ii}(T)] \\ &= \sum_{t=1}^T \mathbb{P}\{(a_t^{(1)}, a_t^{(2)}) = (i, i)\} \\ &\leq \sum_{t=1}^T \mathbb{P}\{(a_t^{(1)}, a_t^{(2)}) = (i, i), \hat{\zeta}^*(t) \geq \zeta^*, \exists k, p_{ki} > 1/2, l_{ki}(t) \leq 1/2\} + \sum_{t=1}^T \mathbb{P}\{\hat{\zeta}^*(t) < \zeta^*\} \\ &\leq \sum_{k: p_{ki} > 1/2} \sum_{t=1}^T \mathbb{P}\{(a_t^{(1)}, a_t^{(2)}) = (i, i), \hat{\zeta}^*(t) \geq \zeta^*, l_{ki}(t) \leq 1/2\} + \sum_{t=1}^T \frac{K}{t^{2\alpha}} \\ &\leq \sum_{k: p_{ki} > 1/2} \sum_{t=1}^T \mathbb{E}\left[\mathbb{P}\{(a_t^{(1)}, a_t^{(2)}) = (i, i), \hat{\zeta}^*(t) \geq \zeta^*, l_{ki}(t) \leq 1/2 | \mathcal{H}_{t-1}\}\right] + O(K). \quad (38) \end{aligned}$$

Letting h_{t-1} be the realization of \mathcal{H}_{t-1} and let $q_{ki}^{(h)}(t)$ be the value of $q_{ki}(t)$ when $\mathcal{H}_{t-1} = h_{t-1}$. Then for each k with $p_{ki} > 1/2$, we have

$$\begin{aligned} & \mathbb{E}[N_{ii,k}(T)] \\ &:= \sum_{t=1}^T \mathbb{E}\left[\mathbb{P}\{(a_t^{(1)}, a_t^{(2)}) = (i, i), \hat{\zeta}^*(t) \geq \zeta^*, l_{ki}(t) \leq 1/2 | \mathcal{H}_{t-1}\}\right] \\ &= \sum_{t=1}^T \sum_{h_{t-1}: \hat{\zeta}^*(t) \geq \zeta^*, l_{ki}(t) \leq 1/2} \mathbb{P}\{\mathcal{H}_{t-1} = h_{t-1}\} \mathbb{P}\{(a_t^{(1)}, a_t^{(2)}) = (i, i) | \mathcal{H}_{t-1} = h_{t-1}\} \\ &\leq \sum_{t=1}^T \sum_{h_{t-1}: \hat{\zeta}^*(t) \geq \zeta^*, l_{ki}(t) \leq 1/2} \frac{1 - q_{ki}^{(h)}(t)}{q_{ki}^{(h)}(t)} \mathbb{P}\{\mathcal{H}_{t-1} = h_{t-1}\} \mathbb{P}\{(a_t^{(1)}, a_t^{(2)}) = (i, k) | \mathcal{H}_{t-1} = h_{t-1}\} \\ &\leq \sum_{t=1}^T \mathbb{E}\left[\frac{1 - q_{ki}(t)}{q_{ki}(t)} \mathbb{P}\{(a_t^{(1)}, a_t^{(2)}) = (i, k), \mathcal{H}_{t-1}\}\right] \\ &\leq \sum_{t=1}^T \mathbb{E}\left[\frac{1 - q_{ki}(t)}{q_{ki}(t)} \mathbb{1}((a_t^{(1)}, a_t^{(2)}) = (i, k))\right] \\ &\leq \sum_{n=0}^{T-1} \mathbb{E}\left[\frac{1 - q_{ki}(\tau_n + 1)}{q_{ki}(\tau_n + 1)} \sum_{t=\tau_n+1}^{\tau_{n+1}} \mathbb{1}((a_t^{(1)}, a_t^{(2)}) = (i, k))\right] \\ &\leq \sum_{n=0}^{T-1} \mathbb{E}\left[\frac{1}{q_{ki}(\tau_n + 1)} - 1\right]. \quad (39) \end{aligned}$$

According to Lemma 2 in [13], $\mathbb{E}\left[\frac{1}{q_{ki}(\tau_n+1)}\right]$ is bounded as follows:

$$\begin{aligned} & \mathbb{E}\left[\frac{1}{q_{ki}(\tau_n+1)}\right] \\ & \leq \begin{cases} 1 + \frac{3}{\Delta_{ki}}, & \text{for } n < \frac{8}{\Delta_{ki}}, \\ 1 + \Theta\left(e^{-n\Delta_{ki}^2/2} + \frac{1}{(n+1)\Delta_{ki}^2}e^{-nD(1/2|p_{ki})} + \frac{1}{e^{n\Delta_{ki}^2/4}-1}\right), & \text{for } n \geq \frac{8}{\Delta_{ki}}. \end{cases} \end{aligned} \quad (40)$$

Thus,

$$\begin{aligned} \mathbb{E}[N_{ii,k}(T)] & \leq \sum_{n=0}^{T-1} \mathbb{E}\left[\frac{1}{q_{ki}(\tau_n+1)} - 1\right] \\ & \leq \frac{24}{\Delta_{ki}^2} + \sum_{n=0}^{T-1} \Theta\left(e^{-n\Delta_{ki}^2/2} + \frac{1}{(n+1)\Delta_{ki}^2}e^{-nD(1/2|p_{ki})} + \frac{1}{e^{n\Delta_{ki}^2/4}-1}\right) \\ & \leq \frac{24}{\Delta_{ki}^2} + \Theta\left(\frac{1}{\Delta_{ki}^2} + \frac{1}{\Delta_{ki}^2 D(1/2|p_{ki})} + \frac{1}{\Delta_{ki}^4} + \frac{1}{\Delta_{ki}^2}\right). \end{aligned} \quad (41)$$

The conclusion then follows by summing over all k with $p_{ki} > 1/2$.

C Regret Analysis in Condorcet Dueling Bandits

In this appendix, we discuss the proof of Theorem 2. We can show an $O(K^2 \log T)$ regret for D-TS^(s) similarly to [13] and that for general Copeland dueling bandits, as stated in Proposition 1. The complete proof for Proposition 1 is omitted here due to the similarity, and we only discuss the analysis for the part we need to refine.

To refine the bound to $O(K \log T + K^2 \log T)$, we only need to refine the third term in Eq. (18), which is the bound for the number of comparisons between $i \notin \mathcal{C}^*$ and $j \neq j_i^*$. Note that under D-TS^(s), when fixing the first candidate as $a_t^{(1)} = i$, we compare i with all j to find the best arm j_i^* . Thus, each arm j is competing with j_i^* , rather than i . Thus, different from the analysis for the original D-TS, the proof should be modified accordingly, which becomes more similar to the analysis of Thompson Sampling for traditional MAB [13].

Similar to [13], for $j \neq j_i^*$, we choose two numbers x_{ji}, y_{ji} , such that $p_{ji} < x_{ji} < y_{ji} < p_i^* = \max_j p_{ji}$. Redefine the events as follows:

$$\mathcal{E}_{ji}^{\bar{p}}(t) = \{\bar{p}_{ji}(t) < x_{ji}\}, \quad (42)$$

and

$$\mathcal{E}_{ji}^{\theta}(t) = \{\theta_{ji}^{(2)}(t) < y_{ji}\}. \quad (43)$$

To further refine the bound to $O(K \log T + K^2 \log T)$, we only need to refine the proof of Lemma 4 in [13], because other components are bounded by $O(1)$. To show how to refine this proof, we recall the key step in the proof of Lemma 4 in [13], which bounds the expected number of steps when (i, j) ($j \neq j_i^*$) are compared while $\bar{p}_{ji} < x_{ji}$ and $\theta_{ji}^{(2)}(t) \geq y_{ji}$:

$$\begin{aligned} & \sum_{t=1}^T \mathbb{P}\{(a_t^{(1)}, a_t^{(2)}) = (i, j), \mathcal{E}_{ji}^{\bar{p}}(t), \neg \mathcal{E}_{ji}^{\theta}(t)\} \\ & \leq \sum_{t=1}^T \mathbb{P}\{(a_t^{(1)}, a_t^{(2)}) = (i, j), \mathcal{E}_{ji}^{\bar{p}}(t), \neg \mathcal{E}_{ji}^{\theta}(t), N_{ij}(t-1) \leq L_{ji}(T)\} \\ & \quad + \sum_{t=1}^T \mathbb{P}\{(a_t^{(1)}, a_t^{(2)}) = (i, j), \mathcal{E}_{ji}^{\bar{p}}(t), \neg \mathcal{E}_{ji}^{\theta}(t), N_{ij}(t-1) > L_{ji}(T)\} \\ & \leq L_{ji}(T) + \sum_{t=1}^T \frac{1}{T} \end{aligned}$$

$$= \frac{\log T}{D(x_{ji}||y_{ji})} + 1, \quad (44)$$

where $L_{ji}(T)$ is defined as $L_{ji}(T) = \frac{\log T}{D(x_{ji}||y_{ji})}$ (slightly different from that in the original D-TS, because in that case j is competing with i with $p_{ii} = 1/2$ and we can just let $y_{ji} = 1/2$).

To further reduce the regret, we consider the distribution of $N_i^{(1)}(T)$, which is the number of steps that arm i is chosen as the first candidate, i.e., $N_i^{(1)}(T) = \sum_{t=1}^T \mathbb{1}(a_t^{(1)} = i)$. For $\alpha > 0.5$, let

$$L_{ji}^\alpha(n) = \frac{(1 + 2\alpha) \log n}{D(x_{ji}||y_{ji})}. \quad (45)$$

Then,

$$\begin{aligned} & \sum_{t=1}^T \mathbb{P}\{(a_t^{(1)}, a_t^{(2)}) = (i, j), \mathcal{E}_{ji}^{\bar{p}}(t), \neg \mathcal{E}_{ji}^\theta(t)\} \\ = & \sum_{n=0}^T \sum_{t=1}^T \mathbb{P}\{(a_t^{(1)}, a_t^{(2)}) = (i, j), \mathcal{E}_{ji}^{\bar{p}}(t), \neg \mathcal{E}_{ji}^\theta(t), N_{ij}(t-1) \leq L_{ji}^\alpha(n), N_i^{(1)}(T) = n\} \\ & + \sum_{n=0}^T \sum_{t=1}^T \mathbb{P}\{(a_t^{(1)}, a_t^{(2)}) = (i, j), \mathcal{E}_{ji}^{\bar{p}}(t), \neg \mathcal{E}_{ji}^\theta(t), N_{ij}(t-1) > L_{ji}^\alpha(n), N_i^{(1)}(T) = n\} \end{aligned} \quad (46)$$

We can bound the first term as:

$$\begin{aligned} & \sum_{n=0}^T \sum_{t=1}^T \mathbb{P}\{(a_t^{(1)}, a_t^{(2)}) = (i, j), \mathcal{E}_{ji}^{\bar{p}}(t), \neg \mathcal{E}_{ji}^\theta(t), N_{ij}(t-1) \leq L_{ji}^\alpha(n), N_i^{(1)}(T) = n\} \\ = & \sum_{n=0}^T \sum_{t=1}^T \mathbb{P}\{(a_t^{(1)}, a_t^{(2)}) = (i, j), \mathcal{E}_{ji}^{\bar{p}}(t), \neg \mathcal{E}_{ji}^\theta(t), N_{ij}(t-1) \leq L_{ji}^\alpha(n) | N_i^{(1)}(T) = n\} \mathbb{P}\{N_i^{(1)}(T) = n\} \\ \stackrel{(a)}{\leq} & \sum_{n=0}^T L_{ji}^\alpha(n) \mathbb{P}\{N_i^{(1)}(T) = n\} \\ = & \frac{\mathbb{E}[(1 + 2\alpha) \log N_i^{(1)}(T)]}{D(x_{ji}||y_{ji})} \stackrel{(b)}{\leq} \frac{(1 + 2\alpha) \log \mathbb{E}[N_i^{(1)}(T)]}{D(x_{ji}||y_{ji})}, \end{aligned} \quad (47)$$

where (b) holds due to the concavity of the $\log(\cdot)$ function, and (a) holds because, similar to the discussion in Appendix B.2, we have

$$\begin{aligned} & \sum_{t=1}^T \mathbb{P}\{(a_t^{(1)}, a_t^{(2)}) = (i, j), \mathcal{E}_{ji}^{\bar{p}}(t), \neg \mathcal{E}_{ji}^\theta(t), N_{ij}(t-1) \leq L_{ji}^\alpha(n) | N_i^{(1)}(T) = n\} \\ = & \sum_{t=1}^T \mathbb{E} \left[\mathbb{1}((a_t^{(1)}, a_t^{(2)}) = (i, j), \mathcal{E}_{ji}^{\bar{p}}(t), \neg \mathcal{E}_{ji}^\theta(t), N_{ij}(t-1) \leq L_{ji}^\alpha(n)) | N_i^{(1)}(T) = n \right] \\ \leq & \mathbb{E} \left[\sum_{t=1}^T \mathbb{1}((a_t^{(1)}, a_t^{(2)}) = (i, j), \mathcal{E}_{ji}^{\bar{p}}(t), \neg \mathcal{E}_{ji}^\theta(t), N_{ij}(t-1) \leq L_{ji}^\alpha(n)) | N_i^{(1)}(T) = n \right] \\ = & L_{ji}^\alpha(n). \end{aligned}$$

For any $\epsilon > 0$, choosing appropriate x_{ji} and y_{ji} such that $D(x_{ji}||y_{ji}) = D(p_{ji}||p_i^*)/(1 + \epsilon)^2$, similar to [13], we have

$$\begin{aligned} & \sum_{n=0}^T \sum_{t=1}^T \mathbb{P}\{(a_t^{(1)}, a_t^{(2)}) = (i, j), \mathcal{E}_{ji}^{\bar{p}}(t), \neg \mathcal{E}_{ji}^\theta(t), N_{ij}(t-1) \leq L_{ji}^\alpha(n), N_i^{(1)}(T) = n\} \\ \leq & \frac{(1 + 2\alpha)(1 + \epsilon)^2 (\log \log T + O(\log K))}{D(p_{ji}||p_i^*)}. \end{aligned} \quad (48)$$

For the second term, different from the proof for the $O(K^2 \log T)$ regret, we analyze the probability at the time-slot where i is selected as the first candidate. Specifically, let $\tau_m^{(i)}$ be the time-slot index where i is chosen as the first candidate for the m -th time, and let $\tau_0^{(i)} = 0$. Then,

$$\begin{aligned}
& \sum_{t=1}^T \mathbb{P}\{(a_t^{(1)}, a_t^{(2)}) = (i, j), \mathcal{E}_{ji}^{\bar{p}}(t), \neg \mathcal{E}_{ji}^{\theta}(t), N_{ij}(t-1) > L_{ji}^{\alpha}(n), N_i^{(1)}(T) = n\} \\
&= \mathbb{E} \left[\sum_{t=1}^T \mathbb{1}((a_t^{(1)}, a_t^{(2)}) = (i, j), \mathcal{E}_{ji}^{\bar{p}}(t), \neg \mathcal{E}_{ji}^{\theta}(t), N_{ij}(t-1) > L_{ji}^{\alpha}(n), N_i^{(1)}(T) = n) \right] \\
&\leq \sum_{m=0}^{n-1} \mathbb{E} \left[\sum_{t=\tau_m^{(i)}+1}^{\tau_{m+1}^{(i)}} \mathbb{1}((a_t^{(1)}, a_t^{(2)}) = (i, j), \mathcal{E}_{ji}^{\bar{p}}(t), \neg \mathcal{E}_{ji}^{\theta}(t), N_{ij}(t-1) > L_{ji}^{\alpha}(n)) \right] \\
&\stackrel{(c)}{\leq} \sum_{m=0}^{n-1} \mathbb{E} [\mathbb{1}((a_{\tau_{m+1}^{(i)}}^{(1)}, a_{\tau_{m+1}^{(i)}}^{(2)}) = (i, j), \mathcal{E}_{ji}^{\bar{p}}(\tau_{m+1}^{(i)}), \neg \mathcal{E}_{ji}^{\theta}(\tau_{m+1}^{(i)}), N_{ij}(\tau_{m+1}^{(i)} - 1) > L_{ji}^{\alpha}(n))] \\
&\leq \sum_{m=0}^{n-1} \mathbb{P}\{\mathcal{E}_{ji}^{\bar{p}}(\tau_{m+1}^{(i)}), \neg \mathcal{E}_{ji}^{\theta}(\tau_{m+1}^{(i)}), N_{ij}(\tau_{m+1}^{(i)} - 1) > L_{ji}^{\alpha}(n)\} \\
&\stackrel{(d)}{\leq} n \cdot \frac{1}{n^{1+2\alpha}} = \frac{1}{n^{2\alpha}},
\end{aligned}$$

where (c) holds because $a_t^{(1)} = i$ could only happen at $t = \tau_{m+1}^{(i)}$; (d) is true because, given $N_{ij}(\tau_{m+1}^{(i)} - 1) > L_{ji}^{\alpha}(n)$, the events $\mathcal{E}_{ji}^{\bar{p}}(t)$ and $\mathcal{E}_{ji}^{\theta}(t)$ are independent of $t = \tau_{m+1}^{(i)}$, and thus the probability can be bounded according to the concentration property of Thompson samples (in the proof of Lemma 3 in [13]):

$$\mathbb{P}\{\mathcal{E}_{ji}^{\bar{p}}(t), \neg \mathcal{E}_{ji}^{\theta}(t) | N_{ij}(t-1) > L_{ji}^{\alpha}(n)\} \leq e^{-L_{ji}^{\alpha}(n)D(x_{ji} || y_{ji})} = \frac{1}{n^{1+2\alpha}}.$$

Thus,

$$\begin{aligned}
& \sum_{n=0}^T \sum_{t=1}^T \mathbb{P}\{(a_t^{(1)}, a_t^{(2)}) = (i, j), \mathcal{E}_{ji}^{\bar{p}}(t), \neg \mathcal{E}_{ji}^{\theta}(t), N_{ij}(t-1) > L_{ji}^{\alpha}(n), N_i^{(1)}(T) = n\} \\
&\leq \sum_{n=0}^T \frac{1}{n^{2\alpha}} = O(1)
\end{aligned} \tag{49}$$

For any $i \notin C^*$, and $j \neq j_i^*$, using the $O(1)$ bounds for the $\{\mathcal{E}_{ji}^{\bar{p}}(t), \mathcal{E}_{ji}^{\theta}(t)\}$ and $\mathcal{E}_{ji}^{\bar{p}}(t), \neg \mathcal{E}_{ji}^{\theta}(t)$ cases, we have

$$\begin{aligned}
\mathbb{E}[N_{ij}^{(1)}(T)] &= \sum_{t=1}^T \mathbb{P}\{(a_t^{(1)}, a_t^{(2)}) = (i, j), \mathcal{E}_{ji}^{\bar{p}}(t), \neg \mathcal{E}_{ji}^{\theta}(t)\} \\
&\quad + \sum_{t=1}^T \mathbb{P}\{(a_t^{(1)}, a_t^{(2)}) = (i, j), \mathcal{E}_{ji}^{\bar{p}}(t), \mathcal{E}_{ji}^{\theta}(t)\} \\
&\quad + \sum_{t=1}^T \mathbb{P}\{(a_t^{(1)}, a_t^{(2)}) = (i, j), \neg \mathcal{E}_{ji}^{\bar{p}}(t)\} \\
&= \sum_{t=1}^T \mathbb{P}\{(a_t^{(1)}, a_t^{(2)}) = (i, j), \mathcal{E}_{ji}^{\bar{p}}(t), \neg \mathcal{E}_{ji}^{\theta}(t)\} + O(1) \\
&\leq \frac{(1+2\alpha)(1+\epsilon)^2(\log \log T + O(\log K))}{D(p_{ji} || p_i^*)} + O(1).
\end{aligned} \tag{50}$$

The conclusion of the theorem follows by replacing the third term in Eq. (18) according to the above inequation.

D Additional Experimental Results

This appendix presents additional experimental results for more datasets, including the results for experiments based on synthetic data.

Because the simulation complexity is $O(K^2)$, we adjust the number of independent experiments to save time, where the number of independent experiments is set to 500, 50, 10, for $K < 10$, $10 \leq K \leq 100$, and $K > 100$, respectively. Most algorithms, except SCB, are stable and the results can reveal the correct trend and relative relationship.

D.1 Condorcet Dueling Bandits

D.1.1 Datasets

In addition to the MSLR dataset, we also run experiments based on the following datasets, including four synthetic datasets and the ArXiv.org dataset.

LinearOrder: This is the Arithmetic dataset in [8], where there are eight arms with the preference probability given by $p_{ij} = 0.5 + 0.05(j - i)$. In fact, a strict linear ordering exists among these arms.

Cyclic: A dataset adopted from [8], where the preference matrix is given by Table 1. In this dataset, Arm 1 is the Condorcet winner with $p_{1j} = 0.6$, and the other arms have a cyclic preference relationship with one arm beating another with high probability. Strong transitivity does not hold in this data set, and the Condorcet winner is not necessary the best arm when comparing all other arms with a fixed arm, i.e., $p_{1i} < \max_j p_{ji}$ for $i \neq 1$.

StrongBorda: A 5-armed dueling bandit with a preference matrix in Table 2. In addition to a Condorcet winner, there is a strong Borda winner, which is not the Condorcet winner, but beats the other arms with high probability. We still treat this problem as a Condorcet dueling bandit problem and try to find the Condorcet winner, although a Borda winner may be more appropriate here [20].

ArXiv: A 6-armed dueling bandits with a preference matrix given in Table 3, which is derived [7] by conducting pairwise interleaving experiments based on the search engine of ArXiv.org.

Table 1: Cyclic					Table 2: StrongBorda					Table 3: ArXiv							
	1	2	3	4		1	2	3	4	5		1	2	3	4	5	6
1	0.5	0.6	0.6	0.6	1	0.5	0.55	0.55	0.55	0.55	1	0.50	0.55	0.55	0.54	0.61	0.61
2	0.4	0.5	0.9	0.1	2	0.45	0.5	0.95	0.95	0.95	2	0.45	0.50	0.55	0.55	0.58	0.60
3	0.4	0.1	0.5	0.9	3	0.45	0.05	0.5	0.95	0.95	3	0.45	0.45	0.50	0.54	0.51	0.56
4	0.4	0.9	0.1	0.5	4	0.45	0.05	0.05	0.5	0.95	4	0.46	0.45	0.46	0.50	0.54	0.50
					5	0.45	0.05	0.05	0.05	0.5	5	0.39	0.42	0.49	0.46	0.50	0.51
											6	0.39	0.40	0.44	0.50	0.49	0.50

D.1.2 Performance Comparisons

Because we aim at designing algorithms for general Copeland dueling bandits, we evaluate algorithms in the main body by the regret defined as (3), which is based on the normalized Copeland score (Cpld-based). As a special case, another definition of regret widely used in Condorcet dueling bandits [26, 8] is based on the preference-probability gap to the winner (G2W-based). Here we also present results for the G2W-based regret defined as [26] (the definition in [8] is the same except for an additional 1/2 factor):

$$R'_\Gamma(T) = \sum_{t=1}^T \mathbb{E}[\Delta_{i^*a_t^{(1)}} + \Delta_{i^*a_t^{(2)}}], \quad (51)$$

where i^* is the Condorcet winner and Δ_{i^*j} is the preference probability gap between arm j and the winner. The probability gap Δ_{ij} represents the difference between i and j when comparing these two arms themselves, while the normalized Copeland scope difference $\zeta_i - \zeta_j$ represents the difference between i and j when comparing them with other arms. As we can see from Figs. 2 and

3, the relative performance based on Cpld-based and G2W-based regrets are usually similar, except in certain synthetic data where the strong transitivity is seriously violated, as will be discussed later.

From Figs. 2 and 3, we can see that our D-TS algorithm outperforms BTM, RUCB, RCS, CCB, and SCB in all settings and both regret definitions.

Some interesting results can be observed when the strong transitivity is seriously violated, e.g., in the Cyclic and StrongBorda datasets shown from Figs. 2(c) to 2(f). In these datasets, the Condorcet winner is not the best arm when comparing other arms with a fixed arm j , i.e., $p_{i^*i} < \max_j p_{ji}$. In these cases, if we want to make the relaxed transitivity hold for BTM, we need to choose a very large γ , e.g., $\gamma = 4$ for the Cyclic dataset and $\gamma = 9$ for the StrongBorda dataset. These scenarios may seldomly happen in practice as we see from the MSLR and ArXiv datasets, or when they happen, the definition of “winner” may need to be adjusted [20]. However, observations from these scenarios will help us understand the algorithms. The first observation is that, somewhat surprisingly, SAVAGE performs similarly to RUCB/CCB in the Cyclic dataset, and outperforms most other algorithms in the StrongBorda dataset especially when using the Cpld-based regret. The reason of this phenomenon is that SAVAGE can eliminate some suboptimal arms more quickly by leveraging the comparison results between a suboptimal arm i and its corresponding best arm $j_i^* = \arg \max_j p_{ji}$. Specifically, take the Cyclic dataset as an example. Because $0.5 < p_{12} = 0.6 < p_{42} = 0.9$, it is much easier to identify the fact of “arm 4 beating arm 2” than that of “arm 1 beating arm 2”. If one algorithm can “waste” certain time-slots for comparing arm 2 and arm 4 at the beginning, arm 2 will be eliminated more quickly than eliminating it by comparing it with arm 1. SAVAGE is an “explore-then-exploit” algorithm that sequentially explores each pair until it passes the independent test. Although this “explore-then-exploit” algorithm only applies to scenarios with known time-horizon T , by leveraging this property and the problem structure, SAVAGE can perform well in certain settings such as the Cyclic and StrongBorda datasets. Similar trends can be seen for SCB, which performs better here than it does in other small scale scenarios. Second, the RMED algorithms, especially RMED2, can achieve performance close to or even better than D-TS. When one arm is beaten by the other arm with high probability, it can be eliminated quickly by RMED using the empirical divergence [8]. Relying on majority-voting results, our D-TS and D-TS^(s) algorithms require more efforts to get the right results when the probability that the Condorcet winner beats the other arms is relatively small. This issue is more serious for RCS that requires a “100%-pass” result. Thus, RCS performs even worse than RUCB/CCB in these scenarios. Third, even in these scenarios, D-TS^(s) achieves similar performance as the original D-TS. This is because under D-TS in Condorcet dueling bandits, the suboptimal arms will quickly lose the opportunities of being chosen as the first candidate, and the RLCB-based elimination in choosing the second candidate seldomly occurs in practice.

D.2 General Copeland Dueling Bandits

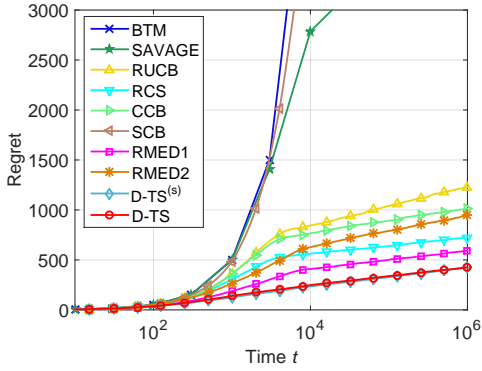
D.2.1 Datasets

Similar to Condorcet dueling bandits, we evaluate the algorithms for general Copeland dueling bandits by running experiments based on the MSLR dataset and the following synthetic datasets.

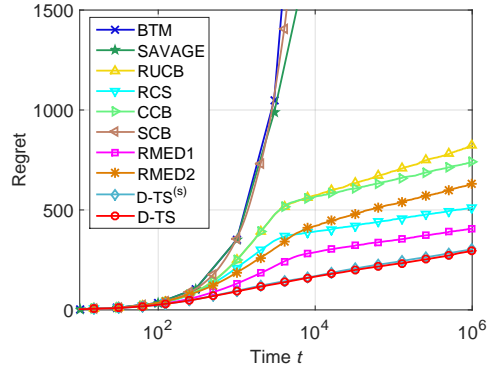
Non-Condorcet Cyclic: This is a type of dueling bandits where cyclic preference relationships occurs among the certain arms. We consider two scenarios with $K = 6$ and $K = 9$, whose preference matrices are given by Table 4 and Table 6, respectively. For the case of $K = 6$, there are three Copeland winners with Copeland score 3. There is a cyclic preference relationship among the three winners and the three non-winner arms, respectively. Moreover, each Copeland winner is beaten by a non-winner arm with probability 0.9. For the case of $K = 9$, there are three group of arms, with Copeland score 6, 4, 2, respectively.

Non-Condorcet StrongBorda: Similar to the Condorcet dueling bandits, we consider this case where there is a Borda winner that is different from the Copeland winner. In this non-Condorcet setting, we even assume that when comparing the Copeland winner and the Borda winner, the Copeland winner is beaten by the Borda winner with high probability.

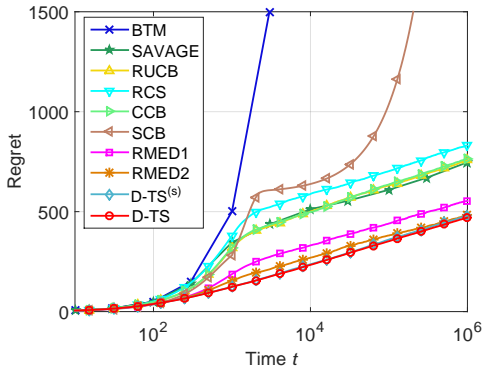
500-Armed Dueling Bandits: The 500-armed dueling bandit constructed in [2], where there are three Copeland winners that form a cycle and have Copeland score 498, and the other arms have Copeland scores from 0 to 496. For large scale system, we only compare CCB, SCB, and D-TS.



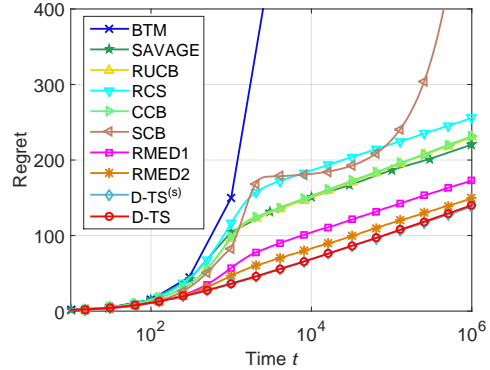
(a) LinearOrder (Cpld-based)



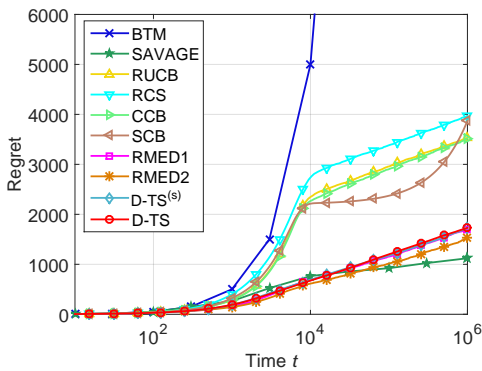
(b) LinearOrder (G2W-based)



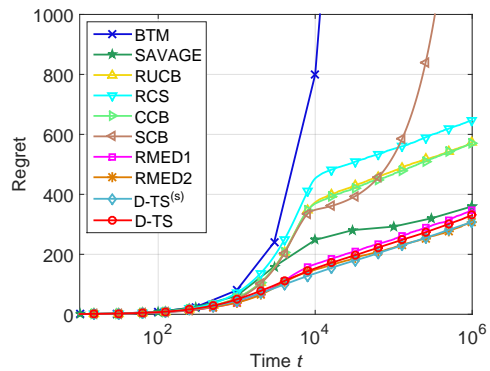
(c) Cyclic (Cpld-based)



(d) Cyclic (G2W-based)

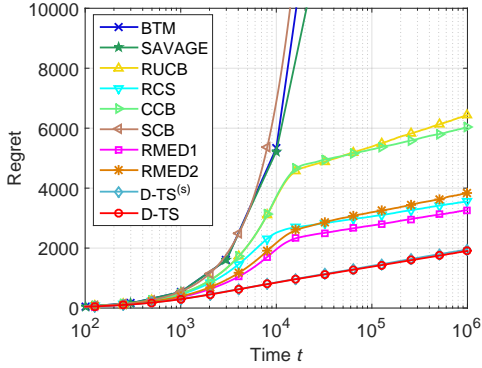


(e) StrongBorda (Cpld-based)

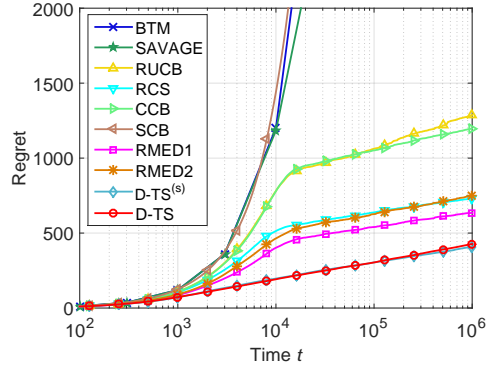


(f) StrongBorda (G2W-based)

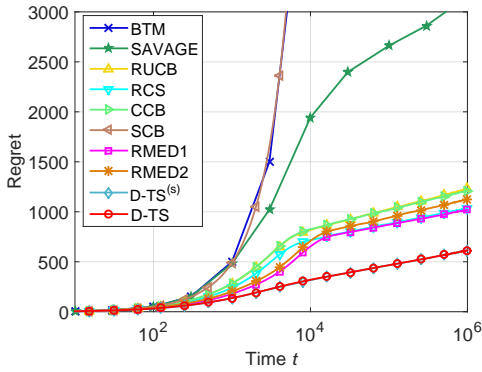
Figure 2: Cumulative regret in Condorcet dueling bandits (synthetic data).



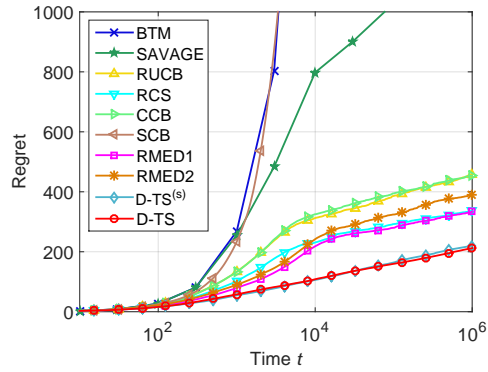
(a) ArXiv (Cpld-based)



(b) ArXiv (G2W-based)



(c) MSLR, $K = 5$, Condorcet (Cpld-based)



(d) MSLR, $K = 5$, Condorcet (G2W-based)

Figure 3: Cumulative regret in Condorcet dueling bandits (web search data).

Table 4: Non-Condorcet Cyclic ($K = 6$)

	1	2	3	4	5	6
1	0.5	0.4	0.6	0.1	0.6	0.6
2	0.6	0.5	0.4	0.6	0.1	0.6
3	0.4	0.6	0.5	0.6	0.6	0.1
4	0.9	0.4	0.4	0.5	0.1	0.9
5	0.4	0.9	0.4	0.9	0.5	0.1
6	0.4	0.4	0.9	0.1	0.9	0.5

Table 5: Non-Condorcet StrongBorda

	1	2	3	4	5	6
1	0.5	0.05	0.55	0.55	0.55	0.55
2	0.95	0.5	0.95	0.95	0.45	0.45
3	0.45	0.05	0.5	0.95	0.95	0.95
4	0.45	0.05	0.05	0.5	0.95	0.95
5	0.45	0.55	0.05	0.05	0.5	0.95
6	0.45	0.55	0.05	0.05	0.05	0.5

Table 6: Non-Condorcet Cyclic ($K = 9$)

	1	2	3	4	5	6	7	8	9
1	0.5	0.4	0.6	0.1	0.6	0.6	0.6	0.6	0.6
2	0.6	0.5	0.4	0.6	0.1	0.6	0.6	0.6	0.6
3	0.4	0.6	0.5	0.6	0.6	0.1	0.6	0.6	0.6
4	0.9	0.4	0.4	0.5	0.1	0.9	0.6	0.6	0.4
5	0.4	0.9	0.4	0.9	0.5	0.1	0.4	0.6	0.6
6	0.4	0.4	0.9	0.1	0.9	0.5	0.6	0.4	0.6
7	0.4	0.4	0.4	0.4	0.6	0.4	0.5	0.1	0.9
8	0.4	0.4	0.4	0.4	0.4	0.6	0.9	0.5	0.1
9	0.4	0.4	0.4	0.6	0.4	0.4	0.1	0.9	0.5

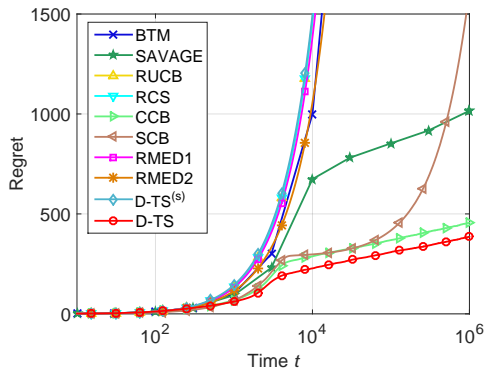
Moreover, for the MSLR data set, in addition to the 5-ranker case shown in the main body, we also study another two cases with $K = 16$ and $K = 32$. For the case of $K = 16$, there are two Copeland winners with Copeland score 14, and for the case of $K = 32$, there are two Copeland winners with Copeland score 30.

D.2.2 Performance Comparison

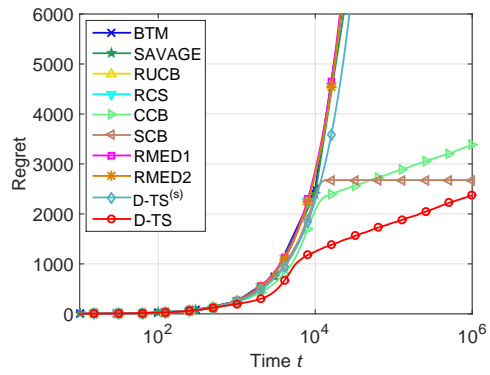
For non-Condorcet dueling bandits, we only use the Cpld-based regret defined in (3) to evaluate the algorithm performance.

From Figs. 4 and 5, we can see that the regrets of Condorcet dueling bandit algorithms, including BTM, RUCB, RCS, CCB, RMED1, and RMED2, grow rapidly, since they keep exploring for the Condorcet winner, which does not exist here. The SAVAGE algorithm for general Copeland dueling bandits achieves logarithmic regret, but is usually much larger than CCB and D-TS. In certain cases, SCB achieves comparable regret as CCB, but this algorithm can result in a very high regret if it fails to identify the Copeland winners.

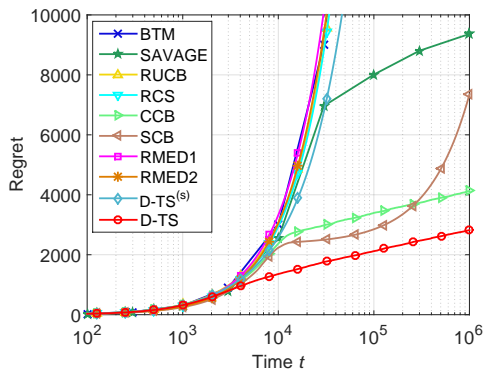
Comparing CCB and D-TS, we can see that D-TS outperforms CCB in all cases. In particular, as shown in Fig. 5, D-TS significantly reduces the regret in experiments based on the real world datasets. However, from Fig. 4(a), the performance gain of D-TS seems to be small in the non-Condorcet Cyclic ($K = 6$) dataset, where the regret of D-TS has a similar trend as CCB. This is because in this case, the Copeland winners need to be compared with its corresponding best arm, e.g., arm 4 for the winner arm 1, until this best arm is eliminated according to RLCB. The loss before the RLCB-based elimination taking effect is similar to that of RUCB. When the number of arms is relatively small (L_C is close to K), the performance gain of Thompson Sampling is relatively small. As the number of arms increases, e.g., $K = 9$, the performance gain becomes larger, as we can see from Fig. 4(b).



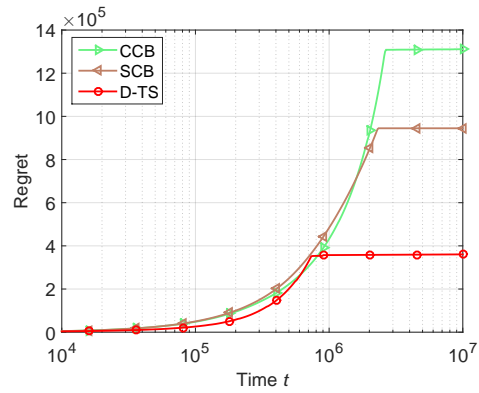
(a) Non-Condorcet Cyclic ($K = 6$)



(b) Non-Condorcet Cyclic ($K = 9$)

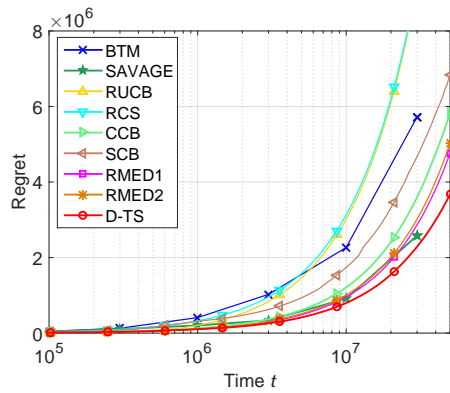


(c) Non-Condorcet StrongBorda

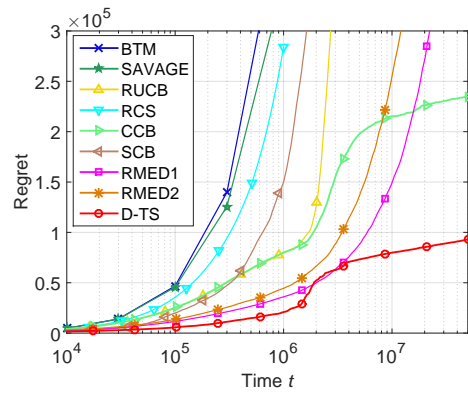


(d) 500-Armed Dueling Bandits

Figure 4: Cumulative regret in non-Condorcet dueling bandits (synthetic data).



(a) MSLR, $K = 16$, non-Condorcet



(b) MSLR, $K = 32$, non-Condorcet

Figure 5: Cumulative regret in non-Condorcet dueling bandits (web search data). For the case of $K = 16$ with the current random selected rankers, certain rankers are very close to each other and it takes a long time for all algorithms to identify the Copeland winner. We can still see that D-TS outperforms other algorithms.