

# SSP: Semantic Space Projection for Knowledge Graph Embedding with Text Descriptions

Han Xiao, Minlie Huang, Xiaoyan Zhu

State Key Lab. of Intelligent Technology and Systems,  
National Lab. for Information Science and Technology,  
Dept. of Computer Science and Technology, Tsinghua University, Beijing 100084, PR China  
bookman@vip.163.com; {aihuang,zxy-dcs}@tsinghua.edu.cn

## Abstract

Knowledge graph embedding represents the entities and relations as numerical vectors, and then knowledge analysis could be promoted as a numerical method. So far, most methods merely concentrate on the fact triples that are composed by the symbolic entities and relations, while the textual information which is supposed to be most critical in NLP could hardly play a reasonable role. For this end, this paper proposes the method SSP which jointly learns from the symbolic triples and textual descriptions. Our model could interact both two information sources by characterizing the correlations, by which means, the textual descriptions could make effects to discover semantic relevance and offer precise semantic embedding. Extensive experiments show our method achieves the substantial improvements against the state-of-the-art baselines on the tasks of knowledge graph completion and entity classification.

## 1 Introduction

Knowledge graph provides an effective basis for NLP in many tasks such as question answering, web search and semantic analysis. In order to provide a numerical computation framework for knowledge graph, which could be leveraged by the numerical deep learning, knowledge graph embedding represents the entities and relations in a continuous low-dimensional vector space. More specifically, a basic fact in knowledge graph is usually represented as a symbolic triple  $(h, r, t)$ , where  $h, r, t$  are the representation vectors of the head entity, the relation and the tail entity, respectively. To this end, a lot of embedding

methods have been proposed, such as TransE (Bordes et al., 2013), PTransE (Lin et al., 2015a), KG2E (He et al., 2015) etc.

The translation-based methods as a key branch of embedding models, adopt the principle of translating the head entity to the tail one by a relation-specific vector, mathematically speaking  $h + r = t$ . As Fig.1 shows, in the knowledge graph, the entities such as  $h, t$  have textual descriptions, which contain much extra semantic information about knowledge triples.

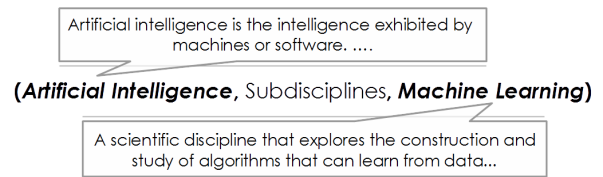


Figure 1: Example of entity descriptions.

Despite the success of triple embedding, there are still two reasons why textual descriptions would be necessary in this task: **discovering semantic relevance** and **offering precise semantic expression**.

Firstly, the semantic relevance between entities is capable to recognize the true triples, which are difficult to be inferred only with fact triples. For example, the triple  $(Anna\ Roosevelt, Parents, Franklin\ Roosevelt)$ , indicates “Franklin Roosevelt” is the *parent* of “Anna Roosevelt”. There is almost no hint to infer this fact from other symbolic triples. In contrast, there are many keywords such as “Roosevelt” and “Daughter of the President” in the textual description of the head entity, which match the keywords “Roosevelt” and “President” in that of the tail one. These matched keywords imply this fact triple by offering extra semantic relevance. Specifically, we measure the possibility of a

triple by projecting the loss onto a hyperplane that represents the semantic relevance between entities. Thus, it is always possible to accept a fact triple so long as the projection of the loss vector onto the semantic hyperplane is sufficiently small.

Secondly, precise semantic expression could promote the discriminative ability between two indistinguishable triples. For an instance, when we query about the profession of “Daniel Sturgeon”, there are two possible options that “politician” and “lawyer”. It’s hard to distinguish if only focusing on the symbolic triples. However, the textual description of “Daniel Sturgeon” is full of politics-related keywords such as “Democratic Party”, “State Legislature” etc. and even the word “Politician” also appears in this description. The textual descriptions help to refine the topic of “Daniel Sturgeon” in a more precise way from the social celebrities to the government officers, which makes the true answer “politician” more preferable. Formally, even though the loss vectors of the two facts are almost equal-length, after respectively projected onto the “politician” and “lawyer” related semantic hyperplanes, the losses are distinguished reasonably. In this way, precise semantic expression refines the embedding.

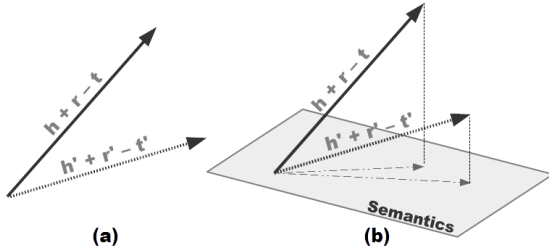


Figure 2: Simple illustration of TransE and SSP where  $h + r - t$  is the loss vector.

The existing embedding methods with textual semantics such as DKRL (Xie et al., 2016) and “Jointly” (Zhong et al., 2015), have achieved much success. But there are still one important disadvantage, that is the **weak-correlation modeling** issue, indicating current models could hardly characterize the strong correlations between texts and triples. In the DKRL, for a triple, the embedding vector of the head entity is translated to that of the tail one as well as possible, where the encoded texts and entities are concatenated as the embedding vectors. Besides, “Jointly” model generally attempts to make the embeddings of the corresponding entity and text proximal. Both are

first-order constraints. ***It’s noteworthy that triple embedding is always the main procedure and textual descriptions must interact with triples for better embedding.*** Only in this way, the semantic effects could make more senses. Actually, the strong correlation, that the high-order restriction, would interact texts and triples to complement each other in a more semantics-specific way than simple constraints. For the above example of “Daniel Sturgeon”, the textual descriptions imply two candidate answers “Banker” and “Politician”. Thus, only by considering both the triples and texts, we could come out with the true answer. Therefore, we focus on the stronger semantic interaction by projecting triple embedding onto a semantic subspace such as hyperplane, as shown in Fig.2. Mathematically, the quadratic constraint is adopted to model the strong correlation, thus the embedding topologies are sufficiently semantics-specific.

We evaluate the effectiveness of our model *Semantic Subspace Projection (SSP)* on two tasks that are knowledge graph completion and entity classification, for three benchmark datasets that are the subsets of Wordnet (Miller, 1995) and Freebase (Bollacker et al., 2008). Experimental results on real-world datasets show that our model consistently outperforms the other baselines with an extensive improvement.

**Contributions.** We propose a knowledge graph embedding method SSP which models the strong correlations between the symbolic triples and the textual descriptions by performing the embedding in a semantic subspace as hyperplane. Besides, our method outperforms all the baselines on the tasks of knowledge graph completion and entity classification, which justifies our effectiveness.

## 2 Related Work

We have surveyed the related literature and categorized the embedding methods into two branches: *Translation-Based Embedding* that is only triple-specific and “*Text-Aware*” *Embedding* that involves textual descriptions.

### 2.1 Triple-Specific Embedding

TransE (Bordes et al., 2013) is a seminal work for this branch, which translates the head entity to the tail one by the relation vector, or  $h + r = t$ . Naturally, the scale of the loss vector is the score function, which measures the plausibility of triples

and a smaller score is better.

The following variants transform entities into different subspaces to play different roles. TransH (Wang et al., 2014b) utilizes the relation-specific hyperplane to lay the entities. TransR (Lin et al., 2015b) applies the relation-related matrix to rotate the embedding space. Similar researches also contain TransA (Xiao et al., 2015), TransD (Ji et al., 2015) and TransM (Fan et al., 2014).

Further researches take extra structural information into embedding. PTransE (Lin et al., 2015a) is a path-based model, simultaneously considering the information and confidence level of the path in the knowledge graph. (Wang et al., 2015) incorporates the rules to restrict the embeddings for the complex relation types such as 1-N, N-1 and N-N. SSE (Guo et al., 2015) aims at discovering the geometric structure of embedding topologies then based on these assumptions, designs a semantically smooth score function. Also, KG2E (He et al., 2015) involves probabilistic analysis to characterize the uncertain concepts of knowledge graph. There are also some pioneering work such as SE (Bordes et al., 2011), LFM (Jenatton et al., 2012), NTN (Socher et al., 2013) and RESCAL (Nickel et al., 2011) etc.

## 2.2 Embedding with Textual Information

“Text-Aware” Embedding, that indicates representing knowledge graph with textual information, generally dates back to NTN (Socher et al., 2013). NTN makes use of entity name and embeds an entity as the average word embedding vectors of the name. (Wang et al., 2014a) attempts to align the knowledge graph with the corpus then jointly conduct knowledge embedding and word embedding. However, the necessity of the alignment information limits this method both in performance and practical application. Thus, (Zhong et al., 2015) proposes “Jointly” method that only aligns the freebase entity to the corresponding wiki-page. DKRL (Xie et al., 2016) extends the translation-based embedding methods from the triple-specific one to the “Text-Aware” model. More importantly, DKRL adopts a CNN-structure to represent words, which promotes the expressive ability of word semantics. Generally speaking, by further jointing knowledge and texts, *DKRL keeps the state-of-the-art performance of this branch.*

## 3 Methodology

In this section, we first introduce our model and discuss the details. Furthermore, we provide two different insights to address the ability of our model. We also list some notations: all the symbols  $h, t$  indicate the head and tail entity, respectively.  $\mathbf{h}$  (or  $\mathbf{t}$ ) is the embedding of the entity from the triples,  $\mathbf{s}_h$  (or  $\mathbf{s}_t$ ) is the semantic vector generated from the texts, and  $d$  is the dimension of embedding.

The data involved in our model are the knowledge triples and the textual descriptions of entities. In experiments, we adopt the “entity descriptions” of Freebase and the textual definitions of Wordnet as textual information. Actually, any related textual data could be involved in our method.

### 3.1 Model Description

Previous analysis in the introduction suggests to characterize the strong correlation between triples and texts. For the purpose of interacting the symbolic triples and textual descriptions, this paper attempts to restrict the embedding procedure of a specific triple in the semantic subspace. Specifically, we leverage a hyperplane with normal vector  $\mathbf{s} \doteq \mathcal{S}(\mathbf{s}_h, \mathbf{s}_t)$  as the subspace, where  $\mathcal{S} : \mathbb{R}^{2d} \mapsto \mathbb{R}^d$  is the semantic composition function discussed in § 3.2, and  $\mathbf{s}_h, \mathbf{s}_t$  is the head-specific and tail-specific semantic vectors.

The score function in the translation-based methods is  $\|\mathbf{h} + \mathbf{r} - \mathbf{t}\|_2^2$ , which means the triple embedding focuses on the loss vector  $\mathbf{e} \doteq \mathbf{h} + \mathbf{r} - \mathbf{t}$ . According to our motivation, assuming  $\mathbf{e}$  is length-fixed, the target is to maximize the component inside the hyperplane, which is  $\|\mathbf{e} - \mathbf{s}^\top \mathbf{e}\|_2^2$ . In detail, the component of the loss in the normal vector direction is  $(\mathbf{s}^\top \mathbf{e})$ , then the other orthogonal one, that is inside the hyperplane, is  $(\mathbf{e} - \mathbf{s}^\top \mathbf{e})$ .

Naturally, the total loss vector should also be punished. For this end, we introduce a factor  $\lambda$  to balance the two parts, stated as:

$$f_r(h, t) = -\lambda \|\mathbf{e} - \mathbf{s}^\top \mathbf{e}\|_2^2 + \|\mathbf{e}\|_2^2$$

where  $\lambda$  is a suitable hyper-parameter. Moreover, a smaller score means more plausible. For clarity, the definitions of the symbols are boxed. *Notably, the projection part in our score function is negative, so more projection means less loss.*

### 3.2 Semantic Vector Generation

There are at least two methods that could be leveraged to generate the semantic vectors: topic model (Blei, 2012) such as LSA, LDA, NMF (Stevens et al., 2012) and word embedding such as CBOW (Mikolov et al., 2013b), Skip-Gram (Mikolov et al., 2013a). More concretely, this paper adopts the topic model, treating each entity description as a document and then obtains the topic distribution of document as the semantic vector of entity. The entities are usually organized by the topic in knowledge base, for an example of the “entity type” in Freebase. Therefore, we conjecture that the topic model could be more competent. Notably, the word embedding would also work well though maybe not better.

Given the pre-trained semantic vectors, our model fixes them and then optimizes the other parameters. We call this setting **Standard** (short as **Std.**). The reason why we could not adapt all the parameters, is the training procedure would refill the semantic vectors and flush the semantics out. For the purpose of jointly learning the semantics and the embeddings, we conduct the topic model and the embedding model, simultaneously. In this way, the symbolic triples also pose a positive effect on the textual semantics and we call this setting **Joint**.

As each component of semantic vector indicates the relevant level to a topic, we suggest the semantic composition should take the addition form:

$$S(s_h, s_t) = \frac{s_h + s_t}{\|s_h + s_t\|_2^2}$$

where the normalization is applied to make a normal vector. Since the largest components represent the topics, the addition corresponds to the topic union, making the composition indicate the whole semantics. For example, when  $s_h = (0.1, 0.9, 0.0)$  and  $s_t = (0.8, 0.0, 0.2)$ , the topic of the head entity is #2 and that of the tail is #1, while the composition is  $s = (0.45, 0.45, 0.10)$ , corresponding to the topic of #1, #2, or we say the topic union of both entities.

### 3.3 Correlation Perspective

Specifically, our model attempts to lay the loss  $h' - t$  onto the hyperplane, where  $h' \doteq h + r$  is the translated head entity. Mathematically, if a line lies on a hyperplane, so do all the points of this line. Correspondingly, the loss lays on the

hyperplane, implying the head and tail entity also lay on it, as the beginning and ending point. *Thus, there exists the important restriction, that the entities co-occur in a triple should be embedded in the semantic space composed by the associated textual semantics.* This restriction is implemented as a quadric form to characterize the strong correlation between texts and triples, in other words, to interact both the information sources. A strong interaction between the textual descriptions and symbolic triples complements each other in a more semantics-specific form, which guarantees the semantic effects. More concretely, the embeddings are decided in the training procedure not only by triples but also by semantics, based on which, our embedding topologies are semantically different from the other methods. Comparatively, the first-order constraints could hardly reach so far, making an unsatisfactory usage of textual semantics.

### 3.4 Semantic Perspective

There are two semantic effects for textual descriptions: discovering semantic relevance and offering precise semantic expression. *Our model characterizes the strong correlations with a semantic hyperplane, which is capable of taking the advantages of both two semantic effects.*

Firstly, according to the correlation perspective, the entities which are semantically relevant, approximately lay on a consistent hyperplane. Therefore, the loss vector between them ( $h' - t$ ) is also around the hyperplane. Based on this geometric insight, when a head entity matches a negative tail, the triple is far from the hyperplane, making a large loss to be classified. Conversely, even if a correct triple makes much loss, the score function after projected onto the hyperplane could be relatively smaller (or better). By this mean, the semantic relevance achieved from the texts, promotes embedding. For instance, the fact triple (*Portsmouth Football Club, Locate, Portsmouth*) could hardly be inferred only within the triple embedding. It ranks 11,549 out of 14,951 by TransE in link prediction, which means a totally impossible fact. But the keywords “Portsmouth”, “England”, and “Football” occur many times in both the textual descriptions, making the two entities semantically relevant. Unsurprisingly, after the semantic projection, the case ranks 65 out of 14,951 in our model, which is regarded as nearly true.

Secondly, all the equal-length loss vectors in TransE are equivalent in term of discrimination, which leads to the weak distinction. However, with textual semantics, the distinguishing ability could be strengthened in our model. Specifically, the equal-length loss vectors are measured with the projection onto the corresponding semantic hyperplanes, which makes a reasonable division of the losses. For an instance of the query about which film “*John Powell*” contributes to, there are two candidate entities, that the true answer “*Kung Fu Panda*” and the negative one “*Terminator Salvation*”. Without textual semantics, it’s difficult to discriminate, thus the losses calculated by TransE are 8.1 and 8.0, respectively, leading to a bad classification. Diving into the textural semantics, we discover, “*John Powell*” is much relevant to the topic of “*Animated Films*”, which matches that of “*Kung Fu Panda*” and does not for the other. Based on this fact, both the query and the true answer lie in the “*Animated Films*”-directed hyperplane, whereas the query and the negative one do not co-occur in the corresponding associated semantic hyperplane. Thus, the projected loss of the true answer could be much less than that of the false one. Concretely, the losses in our model are 8.5 and 10.8, respectively, which are sufficient for discrimination. Notably, the scales of scores in TransE and our model are different as usual and only relative scores make sense.

### 3.5 Objectives & Training

There are two parts in the objective function, which are respectively embedding-specific and topic-specific. To balance both the two parts, a hyper-parameter  $\mu$  is introduced. Overall, the total loss is:

$$\mathcal{L} = \mathcal{L}_{embed} + \mu \mathcal{L}_{topic} \quad (1)$$

Notably, there is only the first part in the **Standard** setting where  $\mu = 0$  in fact.

In term of the embedding-related objective, the rank-based hinge loss is applied, which means to maximize the discriminative margin between the golden triples and the negative ones:

$$\mathcal{L}_{embed} = \sum_{\substack{(h, r, t) \in \Delta \\ (h', r', t') \in \Delta'}} [f_{r'}(h', t') - f_r(h, t) + \gamma]_+$$

where  $\Delta$  is the set of golden triples and  $\Delta'$  is that of the negative ones.  $\gamma$  is the margin, and  $[\cdot]_+ = \max(\cdot, 0)$

is the hinge loss. The false triples are sampled with “Bernoulli Sampling Method” as introduced in (Wang et al., 2014b) and the method selects the negative samples from the set of

$$\{(h', r, t) | h' \in E\} \cup \{(h, r, t') | t' \in E\} \\ \cup \{(h, r', t) | r' \in R\}$$

We initialize the embedding vectors by the similar methods used in the deep neural network (Glorot and Bengio, 2010) and pre-train the topic model with Non-negative Matrix Factorization (NMF) (Stevens et al., 2012). The stochastic gradient descent algorithm (SGD) is adopted in the optimization.

For the topic-related objective, we take the advantage of the NMF Topic Model (Stevens et al., 2012), which is both simple and effective. Then we re-write the target as an inner-product form with the  $L_2$ -loss, stated as:

$$\mathcal{L}_{topic} = \sum_{e \in E, w \in D_e} (C_{e,w} - \mathbf{s}_e^\top \mathbf{w})^2 \quad (2)$$

$$\mathbf{s}_e \geq \mathbf{0}, \mathbf{w} \geq \mathbf{0} \quad (3)$$

where  $E$  is the set of entities, and  $D_e$  is the set of words in the description of entity  $e$ .  $C_{e,w}$  is the times of the word  $w$  occurring in the description  $e$ .  $\mathbf{s}_e$  is the semantic vector of entity  $e$  and  $\mathbf{w}$  is the topic distribution of word  $w$ . Similarly, SGD is applied in the optimization.

Theoretically, our computation complexity is comparable to TransE, as  $\mathcal{O}(\nu \times \mathcal{O}(TransE))$ , and the small constance  $\nu$  is caused by the projection operation and topic calculation. In practice, TransE costs 0.28s for one round in Link Prediction and our model costs 0.36s in the same setting. Generally, TransE is most efficient among all the translation-based methods, while our method could be comparable to TransE in running time, justifying the efficiency of our model.

## 4 Experiments

### 4.1 Datasets & General Settings

Our experiments are conducted on three public benchmark datasets that are the subsets of Wordnet and Freebase. About the statistics of these datasets, we strongly suggest the readers to refer to (Xie et al., 2016) and (Lin et al., 2015b). The entity descriptions of FB15K and FB20K are the same as DKRL (Xie et al., 2016), each of which is a small part of the corresponding wiki-page. The

textual information of WN18 is the definitions that we extract from the Wordnet. Notably, for the zero-shot learning, FB20K is involved, which is also built by the authors of DKRL.

## 4.2 Knowledge Graph Completion

This task is a benchmark task, a.k.a “Link Prediction”, which concerns the performance to infer the missing element of the triple (entity/relation) when given the other two elements. Many NLP tasks could benefit from Link Prediction, such as relation extraction (Hoffmann et al., 2011).

**Evaluation Protocol.** The same protocol used in previous studies, is adopted. First, for each testing triple  $(h, r, t)$ , we replace the tail  $t$  (or the head  $h$ ) with every entity  $e$  in the knowledge graph. Then, a probabilistic score of this corrupted triple is calculated with the score function  $f_r(h, t)$ . By ranking these scores in the ascending order, we then get the rank of the original triple. The evaluation metrics are the average of the ranks as Mean Rank and the proportion of testing triple whose rank is not larger than 10 (as HITS@10). This is called “Raw” setting. When we filter out the corrupted triples that exist in the training, validation, or test datasets, this is the “Filter” setting. If a corrupted triple exists in the knowledge graph, ranking it ahead the original triple is also correct. To eliminate this effect, the “Filter” setting is more preferred. In both settings, a higher HITS@10 and a lower Mean Rank mean better performance.

Table 1: Evaluation results of Knowledge Graph Completion (Entity) on FB15K and WN18.

<b>FB15K</b>	<b>Mean Rank</b>		<b>HITS@10</b>	
TransE	210	119	48.5	66.1
TransH	212	87	45.7	64.4
Jointly	167 <sup>1</sup>	39 <sup>1</sup>	51.7 <sup>1</sup>	77.3 <sup>1</sup>
DKRL(BOW)	200	113	44.3	57.6
DKRL(ALL)	181	91	49.6	67.4
<b>SSP (Std.)</b>	<b>154</b>	<b>77</b>	57.1	78.6
<b>SSP (Joint)</b>	163	82	<b>57.2</b>	<b>79.0</b>
<b>WN18</b>	<b>Mean Rank</b>		<b>HITS@10</b>	
TransE	263	251	75.4	89.2
TransH	401	338	73.0	82.3
<b>SSP (Std.)</b>	204	193	81.3	91.4
<b>SSP (Joint)</b>	<b>168</b>	<b>156</b>	<b>81.2</b>	<b>93.2</b>

<sup>1</sup>This method involves much more extra text corpus, thus it’s unfair to directly compare with others.

**Implementation.** As the datasets are the same, we directly report the experimental results of several baselines from the literature. We have attempted several settings on the validation dataset to get the best configuration. Under the “bern.” sampling strategy, the optimal configurations of our model SSP are as follows. For WN18, embedding dimension  $d = 100$ , learning rate  $\alpha = 0.001$ , margin  $\gamma = 6.0$ , balance factor  $\lambda = 0.2$  and for SSP(Joint)  $\mu = 0.1$ . For FB15K, embedding dimension  $d = 100$ , learning rate  $\alpha = 0.001$ , margin  $\gamma = 1.8$ , balance factor  $\lambda = 0.2$  and for SSP(Joint)  $\mu = 0.1$ . We train the model until convergence.

Table 2: Evaluation results of Knowledge Graph Completion (Relation) on FB15K.

<b>FB15K</b>	<b>Mean Rank</b>		<b>HITS@10</b>	
TransE	2.91	2.53	69.5	90.2
TransH	8.25	7.91	60.3	72.5
DKRL(BOW)	2.85	2.51	65.3	82.7
DKRL(ALL)	2.41	2.03	69.8	90.8
<b>SSP (Std.)</b>	<b>1.58</b>	<b>1.22</b>	69.9	89.2
<b>SSP (Joint)</b>	1.87	1.47	<b>70.0</b>	<b>90.9</b>

**Results** Evaluation results are reported in Tab.1 and Tab.2. Note that “Jointly” refers to (Zhong et al., 2015). We observe that:

1. SSP outperforms all the baselines in all the tasks, yielding the effectiveness of our models and the correctness of our theoretical analysis. Specifically, SSP(Joint) improves much more than SSP(Std.) for jointly learning the textual semantics and symbolic triples.
2. DKRL and “Jointly” model only consider the first-order constraints, which interact the textual and symbolic information, unsatisfactorily. By focusing on the strong correlation, SSP outperforms them. Notice that the “Jointly” model involves much more extra corpus to produce the result, but SSP also has an extensive advantage against it. Though TransH is also a hyperplane-based method, SSP adopts the hyperplane in a semantics-specific way rather than a simple relation-specific form. Thus, SSP outperforms TransH extensively.
3. TransE could be treated as missing textual descriptions, and DKRL(BOW) could approx-

imately be conjectured as missing symbolic triples. SSP (Joint) improves 12.4% against TransE while 20.9% against DKRL(BOW), illustrating the triple embedding is always the key point and the interactions between both the information sources play a critical role.

### 4.3 Entity Classification

This task is essentially a multi-label classification, focusing on predicting entity types, which is crucial and widely used in many NLP & IR tasks (Neelakantan and Chang, 2015). The entity in Freebase always has types, for instance, the entity types of “Scots” are *Human Language*, *Rosetta Languoid*.

We adopt the same datasets as DKRL, for the details of which, we suggest the readers to refer to (Xie et al., 2016). Overall, this is a multi-label classification task with 50 classes, which means for each entity, the method should provide a set of types rather one specific type.

**Evaluation Protocol** In the training, we use the concatenation of semantic vector and embedding vector ( $s_e, e$ ) as entity representation, which is the feature for the front-end classifier. For a fair comparison, our front-end classifier is also the Logistic Regression as DKRL in a one-versus-rest setting for multi-label classification. The evaluation is following (Neelakantan and Chang, 2015), which applies the mean average precision (MAP) that is commonly used in multi-label classification. Specifically, for an entity, if the methods predict a rank list of types and there are three correct types that lie in #1, #2, #4, the MAP is calculated as  $\frac{1/1+2/2+3/4}{3}$ . For FB20K, the methods could only make use of the descriptions. Obviously, FB20K is a zero-shot scenario which is really hard.

Table 3: Evaluation results of Entity Classification

Metrics	FB15K	FB20K
TransE	87.8	-
BOW	86.3	57.5
DKRL(BOW)	89.3	52.0
DKRL(ALL)	90.1	61.9
NMF	86.1	59.6
SSP (Std.)	93.2	-
SSP (Joint)	<b>94.4</b>	<b>67.4</b>

**Implementation.** As the datasets are the same, we directly report the experimental results

of several baselines from the literature. We have attempted several settings on the validation dataset to get the best configuration. Under the “bern.” sampling strategy, the optimal configurations of our model SSP are as follows. For FB15K, embedding dimension  $d = 100$ , learning rate  $\alpha = 0.001$ , margin  $\gamma = 1.8$ , balance factor  $\lambda = 0.2$  and for SSP(Joint)  $\mu = 0.1$ . For FB20K, embedding dimension  $d = 100$ , learning rate  $\alpha = 0.001$ , margin  $\gamma = 1.8$ , balance factor  $\lambda = 0.2$  and for SSP(Joint)  $\mu = 0.1$ . We train the model until convergence.

**Results** The evaluation results are listed in Tab.3. Notably, TransE are only triple-specific and SSP (Std.) performs as well as the NMF in the zero-shot learning. thus they are out of the ability for FB20K. The observations are as following:

1. Overall, our method SSP yields the best accuracy, justifying the effectiveness of our method and the correctness of our theories.
2. Compared to NMF and TransE, the results prove the critical declaration that the interactions between triples and texts make more sense and neither of them could hardly produce an effective method. The promotion of SSP (Joint) in FB20K demonstrates the triple embedding also has a positive effect on textual semantics, and on the other side, illustrates our effectiveness in the zero-shot learning.
3. Compared to TransE, the improvements illustrate the effectiveness of semantic integration. Compared to DKRL, the promotion demonstrates the important role of strong correlation.

### 4.4 Semantic Relevance Analysis

One of the actual effects of the semantic relevance is to recognize the true triples that could not be inferred by just focusing on the symbolic triples. Hence, we make a statistic analysis of the results in Link Prediction, reported in the Tab.4. The cell in the table is under the condition of the column and the row. For example, the cell in the second column and the second row means there are 601 triples, which are ranked inside the top 100 in SSP, yet outside the top 500 in TransE. Note that SSP(S.) indicates the standard setting, SSP(J.) means the joint setting and E is short for TransE. The statistic matrix addresses there

are many triples could benefit from the semantic relevance offered by textual descriptions. The experiments also justify the theoretical analysis about the semantic relevance and demonstrate the effectiveness of our models.

We also study some specific cases. The triple (*Luis Miguel Gallego Basteri*, *Music Artist Genre*, *Ballad*) even transforms from the rank 1,602 in TransE to the rank 8 in SSP. Diving into the textual details, we discover the two entities share the relevant topics of “*Cross-Country*” and “*Music*”. For another triple that (*Laura Elizabeth Dern*, *Film Performance*, *Alice Doesn’t Live Here Anymore*), it ranks from 1,137 in TransE to 77 in SSP, because both the entities share the relevant semantics as “*Best Actress*” and “*Academy Award*”.

Table 4: Statistics of the results of Link Prediction

	SSP(S.) <sub>#≤100</sub>	SSP(J.) <sub>#≤100</sub>
E <sub>#≥500</sub>	601	672
E <sub>#≥1000</sub>	275	298
E <sub>#≥2000</sub>	80	89
E <sub>#≥3000</sub>	32	39
E <sub>#≥5000</sub>	3	3

#### 4.5 Precise Semantic Expression Analysis

As discussed previously, precise semantic expression leads to better discrimination. To justify this argument, we have collected the negative triples by link prediction, which are scored slightly better than the golden ones by TransE, and then plotted the SSP score difference between each corresponding pair of the negative and golden triples as Fig.3 shows. All these triples are mistaken by TransE, but with precise semantic expression, our model correctly distinguishes 82.0% (Std.) and 83.2% (Joint) of them. In the histogram, the right part indicates that SSP makes it correct and the left means both the SSP and TransE mistakes. Bigger x-axis direction means involving stronger semantics. The experiments prove the theoretical analysis about the precise semantic expression and demonstrate the effectiveness of our models.

#### 4.6 Embedding Topologies Analysis

As the “Correlation Perspective” suggests, our embedding topologies are semantics-specific. Thus the adjacent entities, which are more probably to co-occur in the same subspace, are

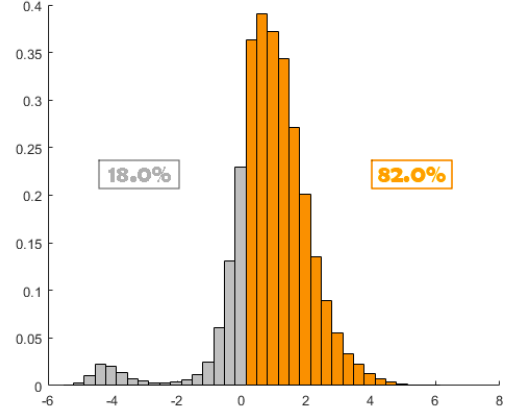


Figure 3: Precise semantic expression analysis for SSP (Std.). The x-axis indicates the score difference, where a bigger value means better. The y-axis means the proportion of the corresponding triple pairs. The gray part indicates that both the TransE and SSP make mistakes while the colored part means that SSP makes it correct but TransE fails. Notably, it is similar for Joint setting.

likely to be semantically similar. To conduct the case study, we obtain the top three entities closest to a given one. For the entity *Peoria* that is a city, SSP (Std.) comes up with *Jolie*, *Newark* and *Springfield*, all of which are cities, while TransE comes up with *Blue Ridge Mountain*, *U.S.A* and *Grammy Award*, all of which are city-irrelevant. For another entity of *Indian National Football Team*, SSP (Std.) comes up with *Atalanta B.C.*, *C.C& Football Club* and *A.E.K. Athens F.C.*, all of which are football clubs, but TransE comes up with *Brendan Coyle*, *Dayton* and *Akiva D. Kiv*, which are respectively an actor, a city and a writer. Comparatively, the embedding topologies in our model are obviously semantics-specific, which justifies that our model fuses the symbolic triples with the textual semantics, effectively.

## 5 Conclusion

In this paper, we propose the knowledge graph embedding model SSP, which jointly learns from the symbolic triples and textual descriptions. SSP could interact the triples and texts by characterizing the strong correlations, by which means, the textual descriptions could make more effects to discover semantic relevance and offer precise semantic expression. Extensive experiments show our method achieves the substantial improvements against the state-of-the-art baselines.

## References

- [Blei2012] David M Blei. 2012. Probabilistic topic models. *Communications of the ACM*, 55(4):77–84.
- [Bollacker et al.2008] Kurt Bollacker, Colin Evans, Praveen Paritosh, Tim Sturge, and Jamie Taylor. 2008. Freebase: a collaboratively created graph database for structuring human knowledge. In *Proceedings of the 2008 ACM SIGMOD international conference on Management of data*, pages 1247–1250. ACM.
- [Bordes et al.2011] Antoine Bordes, Jason Weston, Roman Collobert, Yoshua Bengio, et al. 2011. Learning structured embeddings of knowledge bases. In *Proceedings of the Twenty-fifth AAAI Conference on Artificial Intelligence*.
- [Bordes et al.2013] Antoine Bordes, Nicolas Usunier, Alberto Garcia-Duran, Jason Weston, and Oksana Yakhnenko. 2013. Translating embeddings for modeling multi-relational data. In *Advances in Neural Information Processing Systems*, pages 2787–2795.
- [Fan et al.2014] Miao Fan, Qiang Zhou, Emily Chang, and Thomas Fang Zheng. 2014. Transition-based knowledge graph embedding with relational mapping properties. In *Proceedings of the 28th Pacific Asia Conference on Language, Information, and Computation*, pages 328–337.
- [Glorot and Bengio2010] Xavier Glorot and Yoshua Bengio. 2010. Understanding the difficulty of training deep feedforward neural networks. In *International conference on artificial intelligence and statistics*, pages 249–256.
- [Guo et al.2015] Shu Guo, Quan Wang, Bin Wang, Lihong Wang, and Li Guo. 2015. Semantically smooth knowledge graph embedding. In *Proceedings of ACL*.
- [He et al.2015] Shizhu He, Kang Liu, Guoliang Ji, and Jun Zhao. 2015. Learning to represent knowledge graphs with gaussian embedding. In *Proceedings of the 24th ACM International on Conference on Information and Knowledge Management*, pages 623–632. ACM.
- [Hoffmann et al.2011] Raphael Hoffmann, Congle Zhang, Xiao Ling, Luke Zettlemoyer, and Daniel S Weld. 2011. Knowledge-based weak supervision for information extraction of overlapping relations. In *Proceedings of the 49th Annual Meeting of the Association for Computational Linguistics: Human Language Technologies-Volume 1*, pages 541–550. Association for Computational Linguistics.
- [Jenatton et al.2012] Rodolphe Jenatton, Nicolas L Roux, Antoine Bordes, and Guillaume R Obozinski. 2012. A latent factor model for highly multi-relational data. In *Advances in Neural Information Processing Systems*, pages 3167–3175.
- [Ji et al.2015] Guoliang Ji, Shizhu He, Liheng Xu, Kang Liu, and Jun Zhao. 2015. Knowledge graph embedding via dynamic mapping matrix.
- [Lin et al.2015a] Yankai Lin, Zhiyuan Liu, and Maosong Sun. 2015a. Modeling relation paths for representation learning of knowledge bases. *Proceedings of the 2015 Conference on Empirical Methods in Natural Language Processing (EMNLP)*. Association for Computational Linguistics.
- [Lin et al.2015b] Yankai Lin, Zhiyuan Liu, Maosong Sun, Yang Liu, and Xuan Zhu. 2015b. Learning entity and relation embeddings for knowledge graph completion. In *Proceedings of the Twenty-Ninth AAAI Conference on Artificial Intelligence*.
- [Mikolov et al.2013a] Tomas Mikolov, Ilya Sutskever, Kai Chen, Greg S Corrado, and Jeff Dean. 2013a. Distributed representations of words and phrases and their compositionality. In *Advances in neural information processing systems*, pages 3111–3119.
- [Mikolov et al.2013b] Tomas Mikolov, Wen-tau Yih, and Geoffrey Zweig. 2013b. Linguistic regularities in continuous space word representations. In *HLT-NAACL*, pages 746–751.
- [Miller1995] George A Miller. 1995. Wordnet: a lexical database for english. *Communications of the ACM*, 38(11):39–41.
- [Neelakantan and Chang2015] Arvind Neelakantan and Ming-Wei Chang. 2015. Inferring missing entity type instances for knowledge base completion: New dataset and methods. *arXiv preprint arXiv:1504.06658*.
- [Nickel et al.2011] Maximilian Nickel, Volker Tresp, and Hans-Peter Kriegel. 2011. A three-way model for collective learning on multi-relational data. In *Proceedings of the 28th international conference on machine learning (ICML-11)*, pages 809–816.
- [Socher et al.2013] Richard Socher, Danqi Chen, Christopher D Manning, and Andrew Ng. 2013. Reasoning with neural tensor networks for knowledge base completion. In *Advances in Neural Information Processing Systems*, pages 926–934.
- [Stevens et al.2012] Keith Stevens, Philip Kegelmeyer, David Andrzejewski, and David Buttler. 2012. Exploring topic coherence over many models and many topics. In *Proceedings of the 2012 Joint Conference on Empirical Methods in Natural Language Processing and Computational Natural Language Learning*, pages 952–961. Association for Computational Linguistics.
- [Wang et al.2014a] Zhen Wang, Jianwen Zhang, Jianlin Feng, and Zheng Chen. 2014a. Knowledge graph and text jointly embedding. In *EMNLP*, pages 1591–1601. Citeseer.

- [Wang et al.2014b] Zhen Wang, Jianwen Zhang, Jianlin Feng, and Zheng Chen. 2014b. Knowledge graph embedding by translating on hyperplanes. In *Proceedings of the Twenty-Eighth AAAI Conference on Artificial Intelligence*, pages 1112–1119.
- [Wang et al.2015] Quan Wang, Bin Wang, and Li Guo. 2015. Knowledge base completion using embeddings and rules. In *Proceedings of the 24th International Joint Conference on Artificial Intelligence*.
- [Xiao et al.2015] Han Xiao, Minlie Huang, Yu Hao, and Xiaoyan Zhu. 2015. TransA: An adaptive approach for knowledge graph embedding. *arXiv preprint arXiv:1509.05490*.
- [Xie et al.2016] Ruobing Xie, Zhiyuan Liu, Jia Jia, Huanbo Luan, and Maosong Sun. 2016. Representation learning of knowledge graphs with entity descriptions.
- [Zhong et al.2015] Huaping Zhong, Jianwen Zhang, Zhen Wang, Hai Wan, and Zheng Chen. 2015. Aligning knowledge and text embeddings by entity descriptions. In *Proceedings of EMNLP*, pages 267–272.