

# Requirements Evolution and Evolution Requirements with Constrained Goal Models <sup>\*</sup>

Chi Mai Nguyen, Roberto Sebastiani, Paolo Giorgini, and John Mylopoulos

DISI, University of Trento, Italy

**Abstract.** We are interested in supporting software evolution caused by changing requirements and/or changes in the operational environment of a software system. For example, users of a system may want new functionality or performance enhancements to cope with growing user population (changing requirements). Alternatively, vendors of a system may want to minimize costs in implementing requirements changes (evolution requirements). We propose to use Constrained Goal Models (CGMs) to represent the requirements of a system, and capture requirements changes in terms of incremental operations on a goal model. Evolution requirements are then represented as optimization goals that minimize implementation costs or customer value. We can then exploit reasoning techniques to derive optimal new specifications for an evolving software system. CGMs offer an expressive language for modelling goals that comes with scalable solvers that can solve hybrid constraint and optimization problems using a combination of Satisfiability Modulo Theories (SMT) and Optimization Modulo Theories (OMT) techniques. We evaluate our proposal by modeling and reasoning with a goal model for the meeting scheduling exemplar.

## 1 Introduction

We have come to live in a world where the only constant is change. Changes need to be accommodated by any system that lives and operates in that world, biological and/or engineered. For software systems, this is a well-known problem referred to as software evolution. There has been much work and interest on this problem since Lehman's seminal proposal for laws of software evolution [7]. However, the problem of effectively supporting software evolution through suitable concepts, tools and techniques is still largely open. And software evolution still accounts for more than 50% of total costs in a software system's lifecycle.

We are interested in supporting software evolution caused by changing requirements and/or environmental conditions. Specifically, we are interested in models that capture such changes, also in reasoning techniques that derive optimal new specifications for a system whose requirements and/or environment have changed. Moreover, we are interested in discovering new classes of evolution requirements, in the spirit of [12] who proposed such a class for adaptive software systems. We propose to model requirements changes through changes to a goal model, and evolution requirements as optimization

---

<sup>\*</sup> This research was partially supported by the ERC advanced grant 267856, 'Lucretius: Foundations for Software Evolution' and by SRC GRC Research Project 2012-TJ-2266 WOLF.

goals, such as "Minimize costs while implementing new functionality". Our research baseline consists of an expressive framework for modelling and reasoning with goals called Constrained Goal Models (hereafter CGMs) [8]. The CGM framework is founded on and draws much of its power from Satisfiability Modulo Theories (SMT) and Optimization Modulo Theories (OMT) solving techniques [1, 10].

The contributions of this paper include a proposal for modelling changing requirements in terms of changes to a CGM model, but also the identification of a new class of evolution requirements, expressed as optimization goals in CGM. In addition, we show how to support reasoning with changed goal models and evolution requirements in order to derive optimal solutions.

The rest of the paper is structured as follows: §2 introduces the notion of CGM through a working example; §3 introduces the notion of evolution requirements and requirements evolution through our working example; §4 formalizes the problem of automatically handling CGM evolutions and evolution requirements for CGMs; §5 provides a brief overview of our tool implementing the presented approach; §6 overviews the related work, and in §7 we draw some conclusions and describe future work.

## 2 Background: Constrained Goal Models

**SMT( $\mathcal{LRA}$ ) and OMT( $\mathcal{LRA}$ ).** *Satisfiability Modulo the Theory of Linear Rational Arithmetic (SMT( $\mathcal{LRA}$ ))* [1] is the problem of deciding the satisfiability of arbitrary formulas on atomic propositions and constraints in linear arithmetic over the rationals. *Optimization Modulo the Theory of Linear Rational Arithmetic (OMT( $\mathcal{LRA}$ ))* [10] extends SMT( $\mathcal{LRA}$ ) by searching solutions which optimize some  $\mathcal{LRA}$  objective(s). Efficient OMT( $\mathcal{LRA}$ ) solvers like OPTIMATHSAT [11] allow for handling formulas with thousands of Boolean and rational variables [10, 8].

**A Working Example.** We recall from [8] the main ideas of Constrained Goal Models (CGM's) and the main functionalities of our CGM-Tool through a meeting scheduling example (Figure 1). Notationally, round-corner rectangles (e.g., ScheduleMeeting) are root goals, representing stakeholder *requirements*; ovals (e.g., CollectTimetables) are *intermediate goals*; hexagons (e.g., CharacteriseMeeting) are *tasks*, i.e. non-root leaf goals; rectangles (e.g., ParticipantsUseSystemCalendar) are *domain assumptions*. We call *elements* both goals and domain assumptions. Labeled bullets at the merging point of the edges connecting a group of source elements to a target element are *refinements* (e.g., (GoodParticipation, MinimalConflict)  $\xrightarrow{R_{20}}$  GoodQualitySchedule), while the  $R_i$ s denote their labels. The label of a refinement can be omitted when there is no need to refer to it explicitly.

Intuitively, requirements represent desired states of affairs we want the system-to-be to achieve (either mandatorily or possibly); they are progressively refined into intermediate goals, until the process produces actionable goals (tasks) that need no further decomposition and can be executed; domain assumptions are propositions about the domain that need to hold for a goal refinement to work. Refinements are used to represent the alternatives of how to achieve an element; a refinement of an element is a conjunction of the sub-elements that are necessary to achieve it.

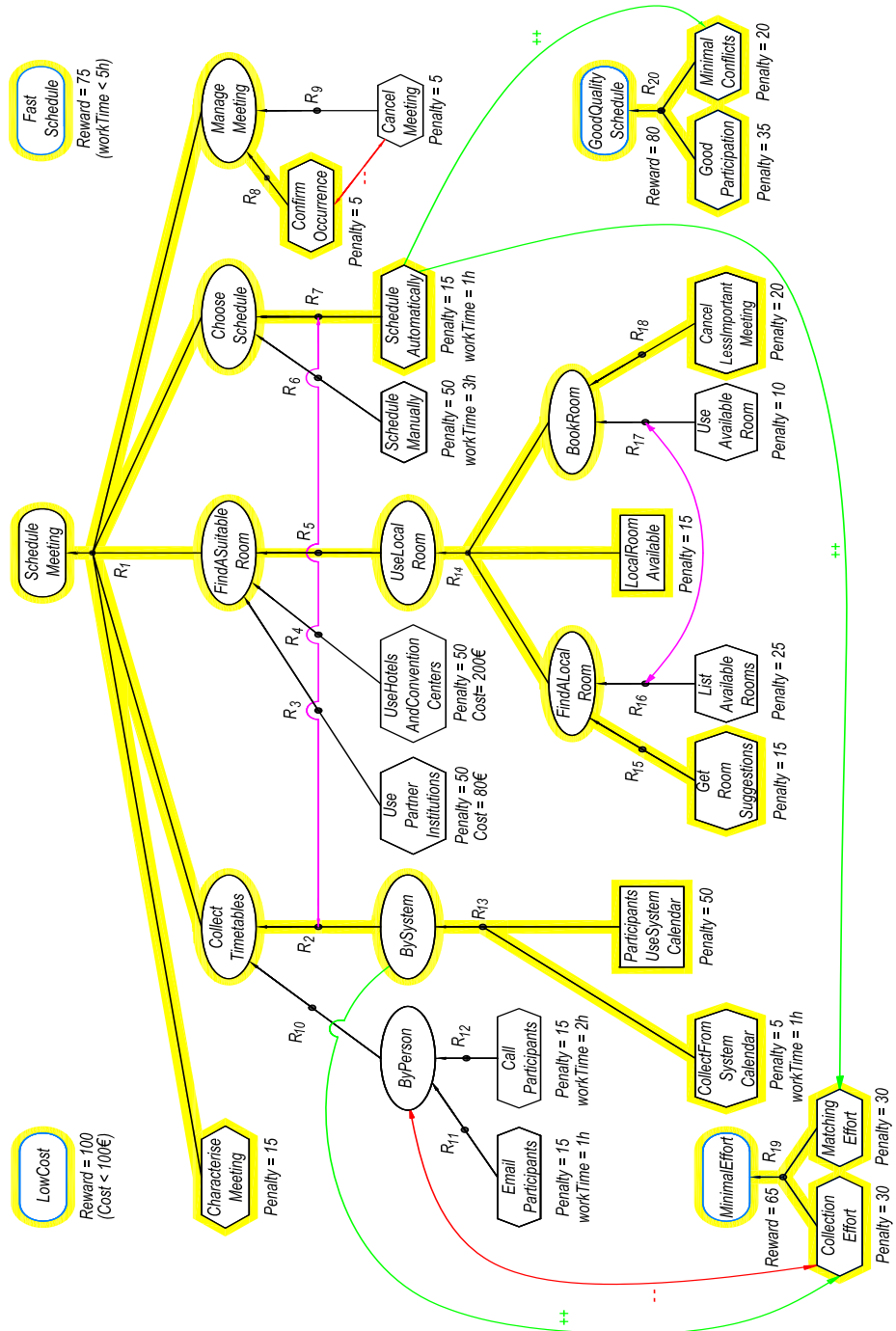
The main objective of the CGM in Figure 1 is to achieve the requirement `ScheduleMeeting`, which is *mandatory*. `ScheduleMeeting` has only one candidate refinement  $R_1$ , consisting in five sub-goals: `CharacteriseMeeting`, `CollectTimetables`, `FindASuitableRoom`, `ChooseSchedule`, and `ManageMeeting`. Since  $R_1$  is the only refinement of the requirement, all these sub-goals must be satisfied in order to satisfy it. There may be more than one way to refine an element; e.g., `CollectTimetables` is further refined either by  $R_{10}$  into the single goal `ByPerson` or by  $R_2$  into the single goal `BySystem`. The subgoals are further refined until they reach the level of domain assumptions and tasks.

Some requirements can be “*nice-to-have*”, like `LowCost`, `MinimalEffort`, `FastSchedule`, and `GoodQualitySchedule` (in blue in Figure 1). They are requirements that we would like to fulfill with our solution, provided they do not conflict with other requirements. To this extent, in order to analyze interactively the possible different realizations, one can interactively mark [or unmark] requirements as satisfied, thus making them mandatory (if unmarked, they are nice-to-have ones). Similarly, one can interactively mark/unmark (effortful) tasks as denied, or mark/unmark some domain assumption as satisfied or denied. More generally, one can mark as satisfied or denied every goal or domain assumption. We call these marks *user assertions*.

In a CGM, elements and refinements are enriched by user-defined *constraints*, which can be expressed either graphically as *relation edges* or textually as *Boolean or SMT( $\mathcal{LRA}$ ) formulas*. We have three kinds of relation edges. *Contribution edges* “ $E_i \xrightarrow{++} E_j$ ” between elements (in green in Figure 1), like “`ScheduleAutomatically`  $\xrightarrow{++}$  `MinimalConflicts`”, mean that if the source element  $E_i$  is satisfied, then also the target element  $E_j$  must be satisfied (but not vice versa). *Conflict edges* “ $E_i \xleftrightarrow{-} E_j$ ” between elements (in red), like “`ConfirmOccurrence`  $\xleftrightarrow{-}$  `CancelMeeting`”, mean that  $E_i$  and  $E_j$  cannot be both satisfied. *Refinement bindings* “ $R_i \xleftrightarrow{-} R_j$ ” between two refinements (in purple), like “ $R_2 \xleftrightarrow{-} R_7$ ”, are used to state that, if the target elements  $E_i$  and  $E_j$  of the two refinements  $R_i$  and  $R_j$ , respectively, are both satisfied, then  $E_i$  is refined by  $R_i$  if and only if  $E_j$  is refined by  $R_j$ . Intuitively, this means that the two refinements are bound, as if they were two different instances of the same choice.

It is possible to enrich CGMs with logic formulas, representing arbitrary logic constraints on elements and refinements. For example, to require that, as a prerequisite for `FastSchedule`, `ScheduleManually` and `CallParticipants` cannot be both satisfied, one can add the constraint “`FastSchedule`  $\rightarrow \neg(\text{ScheduleManually} \wedge \text{CallParticipants})$ ”. In addition to Boolean constraints, it is also possible to use numerical variables to express different numerical attributes of elements (such as cost, worktime, space, fuel, etc.) and constraints over them. For example, in Figure 1 we associate to `UsePartnerInstitutions` and `UseHotelsAndConventionCenters` a cost value of 80€ and 200€ respectively, and we associate “(cost < 100€)” as a prerequisite constraint for the nice-to-have requirement `LowCost`. Implicitly, this means that no realization involving `UseHotelsAndConventionCenters` can realize this requirement.

We suppose now that `ScheduleMeeting` is asserted as satisfied (i.e. it is mandatory) and that no other element is asserted. Then the CGM in Figure 1 has more than 20 possible *realizations*. The sub-graph which is highlighted in yellow describes one of them. Intuitively, a realization of a CGM under given user assertions (if any) represents one of the alternative ways of refining the mandatory requirements (plus possibly some of the



**Fig. 1.** A CGM  $\mathcal{M}_1$ , with a realization  $\mu_1$  minimizing lexicographically: the difference Penalty-Reward, workTime, and cost. Notationally, round-corner rectangles (e.g., ScheduleMeeting) are root goals, representing stakeholder requirements; ovals (e.g. CollectTimetables) are intermediate goals; hexagons (e.g. CharacteriseMeeting) are tasks, i.e. non-root leaf goals; rectangles (e.g., ParticipantsUseSystemCalendar) are domain assumptions.

nice-to-have ones) in compliance with the user assertions and user-defined constraints. It is a sub-graph of the CGM including a set of satisfied elements and refinements: it includes all mandatory requirements, and [resp. does not include] all elements satisfied [resp. denied] in the user assertions; for each non-leaf element included, at least one of its refinement is included; for each refinement included, all its target elements are included; finally, a realization complies with all relation edges and with all constraints.

In general, a CGM under given user assertions has many possible realizations. To distinguish among them, stakeholders may want to express *preferences* on the requirements to achieve, on the tasks to accomplish, and on elements and refinements to choose. The CGM-Tool provides various methods to express preferences:

- attribute *rewards and penalties* to nice-to-have requirements and tasks respectively, so that to maximize the former and minimize the latter; (E.g., satisfying LowCost gives a reward = 100, whilst satisfying CharacteriseMeeting gives a penalty = 15.)
- introduce *numerical attributes, constraints and objectives*; (E.g., the numerical attribute Cost not only can be used to set prerequisite constraints for requirements, like “(Cost < 100€)” for LowCost, but also can be set as objectives to minimize.)
- introduce a list of *binary preference relations* “ $\succeq$ ” between elements or refinements. (E.g., one can set the preferences BySystem  $\succeq$  ByPerson, UseLocalRoom  $\succeq$  UsePartnerInstitutions and UseLocalRoom  $\succeq$  UseHotelsAndConventionCenters.)

The CGM-Tool provides many automated-reasoning functionalities on CGMs [8].

*Search/enumerate realizations.* One can automatically check the realizability of a CGM– or to enumerate one or more of its possible realizations– under a group of user assertions and of user-defined constraints. (When a CGM is found un-realizable under a group of user assertions and of user-defined constraints, it highlights the subparts of the CGM and the subset of assertions causing the problem.)

*Search/enumerate minimum-penalty/maximum reward realizations.* One can assert rewards to the desired requirements and set penalties of tasks, then the tool finds automatically the optimal realization(s).

*Search/enumerate optimal realizations wrt. pre-defined/user-defined objectives.* One can define objective functions  $obj_1, \dots, obj_k$  over goals, refinements and their numerical attributes; then the tool finds automatically realizations optimizing them.

*Search/enumerate optimal realizations wrt. binary preferences.* Once the list of binary preference is set, the tool finds automatically realizations maximizing the number of fulfilled preferences.

The above functionalities can be combined in various ways. For instance, the realization of Figure 1 is the one returned by CGM-tool when asked to minimize lexicographically, in order, the difference Penalty-Reward, workTime, and cost.<sup>1</sup> They have been implemented by encoding the CGM and the objectives into an SMT( $\mathcal{LRA}$ ) formula and a set of  $\mathcal{LRA}$  objectives, which is fed to the OMT tool OPTIMATHSAT [11]. We refer the reader to [8] for a much more detailed description of CGMs and their automated reasoning functionalities.

<sup>1</sup> A solution *optimizes lexicographically* an ordered list of objectives  $\langle obj_1, obj_2, \dots \rangle$  if it makes  $obj_1$  optimum and, if more than one such solution exists, it makes also  $obj_2$  optimum, ..., etc.

### 3 Requirements Evolution and Evolution Requirements

Here we show how a CGM can evolve, and how we can handle such evolution.

#### 3.1 Requirements Evolution

Constrained goal models may evolve in time: goals, requirements and assumptions can be added, removed, or simply modified; Boolean and SMT constraints may be added, removed, or modified as well; assumptions which were assumed true can be assumed false, or vice versa.

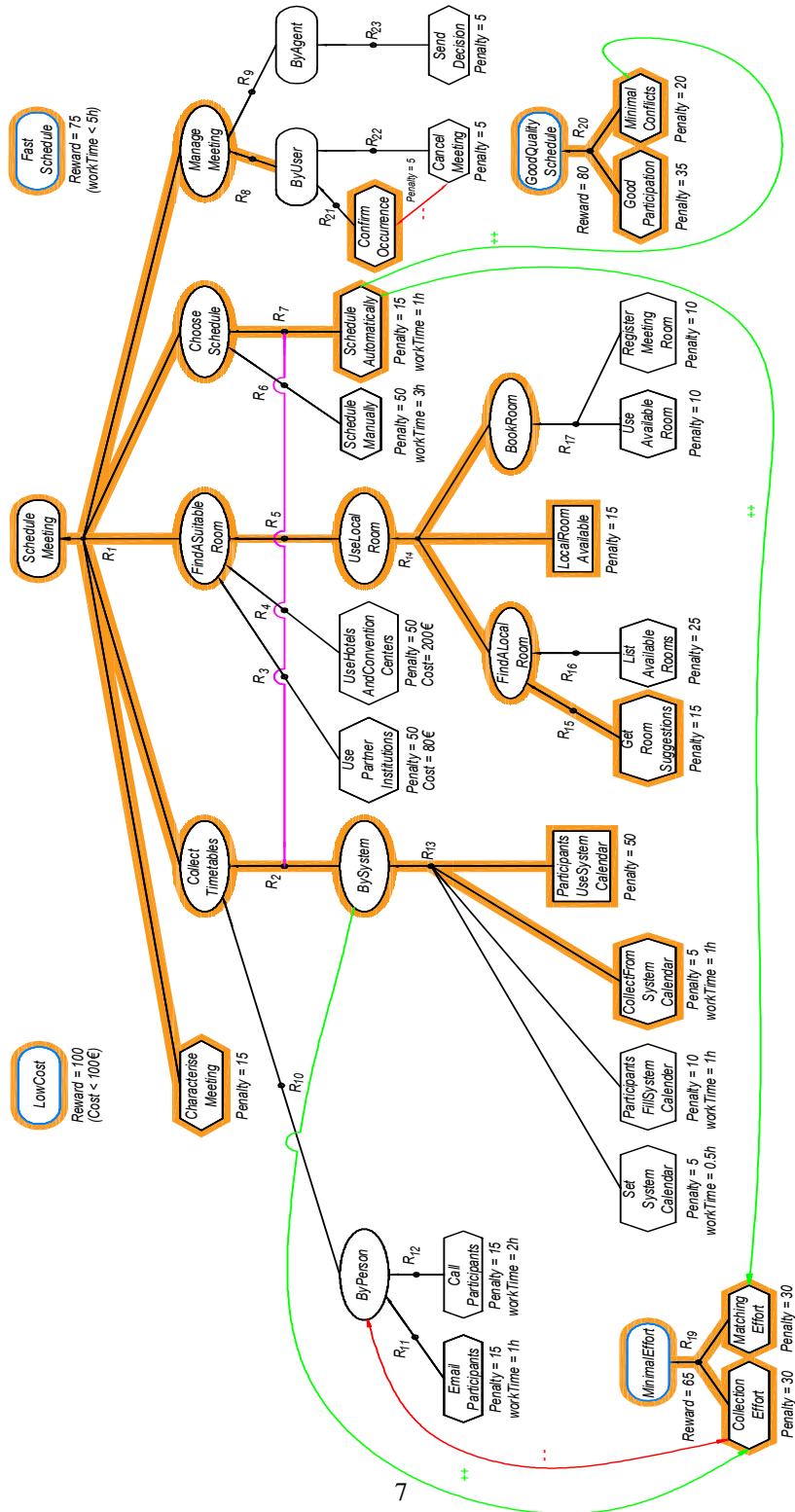
Some modifications *strengthen* the CGMs, in the sense that they reduce the set of candidate realizations. For instance, dropping one of the refinements of an element (if at least one is left) reduces the alternatives in realizations; adding source elements to a refinement makes it harder to satisfy; adding Boolean or SMT constraints, or making some such constraint strictly stronger, restricts the set of candidate solutions; changing the value of an assumption from true to false may drop some alternative solutions. Vice versa, some modifications *weaken* the CGMs, augmenting the set of candidate realizations: for instance, adding one of refinement to an element, dropping source elements to a refinement, dropping Boolean or SMT constraints, or making some such constraint strictly weaker, changing the value of an assumption from false to true. In general, however, since in a CGM the goal and/or decomposition graph is a DAG and not a tree, and the and/or decomposition is augmented with relational edges and constraints, modifications may produce combinations of the above effects, possibly propagating unexpected side effects which are sometimes hard to predict.

We consider the CGM of a Schedule Meeting described in Figure 1 (namely,  $\mathcal{M}_1$ ) as our starting model, and we assume that for some reasons it has been modified into the CGM  $\mathcal{M}_2$  of Figure 2.  $\mathcal{M}_2$  differs from  $\mathcal{M}_1$  for the following modifications:

- (a) two new tasks, SetSystemCalendar and ParticipantsFillSystemCalendar, are added to the sub-goal sources of the refinement  $R_{13}$ ;
- (b) a new source task RegisterMeetingRoom is added to  $R_{17}$ , and the binding between  $R_{16}$  and  $R_{17}$  is removed; the refinement  $R_{18}$  of the goal BookRoom and its source task CancelLessImportantMeeting are removed;
- (c) the alternative refinements  $R_8$  and  $R_9$  of ManageMeeting are also modified: two new internal goals ByUser and ByAgent are added and become the single source of the two refinements  $R_8$  and  $R_9$  respectively, and the two tasks ConfirmOccurrence and CancelMeeting become respectively the sources of two new refinements  $R_{21}$  and  $R_{22}$ , which are the alternative refinements of the goal ByUser; the new goal ByAgent is refined by the new refinement  $R_{23}$  with source task SendDecision.

#### 3.2 Evolution Requirements

We consider the generic scenario in which a previous version of a CGM  $\mathcal{M}_1$  with an available realization  $\mu_1$  is modified into a new CGM  $\mathcal{M}_2$ . As a consequence of modi-



**Fig. 2.** The novel CGM  $\mathcal{M}_2$ , with the previous realization  $\mu_1$  highlighted for comparison. (Notice that  $\mu_1$  is no more a valid realization for  $\mathcal{M}_2$ .)

ifying a CGM  $\mathcal{M}_1$  into a new version  $\mathcal{M}_2$ ,  $\mu_1$  typically is no more a valid realization of  $\mathcal{M}_2$ .<sup>2</sup> E.g., we notice that  $\mu_1$  in Figure 2 does not represent a valid realization of  $\mathcal{M}_2$ : not all source tasks of  $R_{13}$  are satisfied, BookRoom has no satisfied refinement, and the new goal ByUser and refinement  $R_{21}$  are not satisfied. It is thus necessary to produce a new realization  $\mu_2$  for  $\mathcal{M}_2$ .

In general, when one has a sequence  $\mathcal{M}_1, \mathcal{M}_2, \dots, \mathcal{M}_i, \dots$  of CGMs and must produce a corresponding sequence  $\mu_1, \mu_2, \dots, \mu_i, \dots$  of realizations, it is necessary to decide some criteria by which the realizations  $\mu_i$  evolve in terms of the evolution of the CGMs  $\mathcal{M}_i$ . We call these criteria, *evolution requirements*. We describe some possible criteria.

**Recomputing realizations.** One possible evolution requirement is that of always having the “best” realization  $\mu_i$  for each  $\mathcal{M}_i$ , according to some objective (or lexicographic combination of objectives). Let  $\mathcal{M}_1, \mathcal{M}_2$ , and  $\mu_1$  be as above. One possible choice for the user is to compute a new optimal realization  $\mu_2$  from scratch, using the same criteria used in computing  $\mu_1$  from  $\mathcal{M}_1$ . In general, however, it may be the case that the new realization  $\mu_2$  is very different from  $\mu_1$ , which may displease the stakeholders.

We consider now the realization  $\mu_1$  of the CGM  $\mathcal{M}_1$  highlighted in Figure 1 and the modified model  $\mathcal{M}_2$  of Figure 2. If we run CGM-Tool over  $\mathcal{M}_2$  with the same optimization criteria as for  $\mu_1$  –i.e., minimize lexicographically, in order, the difference Penalty-Reward, workTime, and cost– we obtain a novel realization  $\mu_2^{lex}$  depicted in Figure 3. The new realization  $\mu_2^{lex}$  satisfies all the requirements (both “nice to have” and mandatory) except MinimalEffort. It includes the following tasks: CharateriseMeeting, EmailParticipants, GetRoomSuggestions, UseAvailableRoom, RegisterMeetingRoom, ScheduleManually, ConfirmOccurrence, GoodParticipation, and MinimalConflicts, and it requires one domain assumption: LocalRoomAvailable. This realization was found automatically by our CGM-Tool in 0.059 seconds on an Apple MacBook Air laptop.

Unfortunately,  $\mu_2^{lex}$  turns out to be extremely different from  $\mu_1$ . This is due to the fact that the novel tasks SetSystemCalendar and ParticipantsFillSystemCalendar raise significantly the penalty for  $R_{13}$  and thus for  $R_2$ ; hence, in terms of the Penalty-Reward objective, it is now better to choose  $R_{10}$  and  $R_6$  instead of  $R_2$  and  $R_7$ , even though this forces ByPerson to be satisfied, which is incompatible with CollectionEffort, so that MinimalEffort is no more achieved. Overall, for  $\mu_2$  we have Penalty – Reward = –65, workTime = 4h and cost = 0€.

In many contexts, in particular if  $\mu_1$  is well-established or is already implemented, one may want to find a realization  $\mu_2$  of the modified CGM  $\mathcal{M}_2$  which is as similar as possible to the previous realization  $\mathcal{M}_1$ . The suitable notion of “similarity”, however, may depend on stakeholder’s needs. In what follows, we discuss two notions of “similarity” from [4], *familiarity* and *change effort*, adapting and extending them to CGMs.

**Maximizing familiarity.** In our approach, in its simplest form, the *familiarity* of  $\mu_2$  wrt.  $\mu_1$  is given by the number of elements of interest which are common to  $\mathcal{M}_1$  and  $\mathcal{M}_2$  and which either are in both  $\mu_1$  and  $\mu_2$  or are out of both of them; this can be augmented also by the number of new elements in  $\mathcal{M}_2$  of interest (e.g., tasks) which are denied. In a more sophisticate form, the contribution of each element of interest can be weighted

<sup>2</sup> More precisely, rather than “ $\mu_1$ ”, here we should say “the restriction of  $\mu_1$  to the elements and variables which are still in  $\mathcal{M}_2$ .” We will keep this distinction implicit in the rest of the paper.



by some numerical value (e.g., Penalty, cost, WorkTime,...). This is formalized in §4, and a functionality for maximizing familiarity is implemented in CGM-Tool.

For example, if we ask CGM-Tool to find a realization which maximizes our notion of familiarity (see §4), we obtain the novel realization  $\mu_2^{fam}$  depicted in Figure 4.  $\mu_2^{fam}$  satisfies all the requirements (both "nice to have" and mandatory ones), and includes the following tasks: CharacteriseMeeitng, SetSystemCalendar, ParticipantsFillSystemCalendar, CollectFromSystemCalendar, GetRoomSuggestions, UseAvailableRoom, RegisterMeetingRoom, ScheduleAutomatically, ConfirmOccurrence, GoodParticipation, MinimalConflicts, CollectionEffort, and MatchingEffort;  $\mu_2^{fam}$  also requires two domain assumptions: ParticipantsUseSystemCalendar and LocalRoomAvailable.

Notice that all the tasks which are satisfied in  $\mu_1$  are satisfied also in  $\mu_2^{fam}$ , and only the intermediate goal ByUser, the refinement  $R_{21}$  and the four tasks SetSystemCalendar, ParticipantsFillSystemCalendar, UseAvailableRoom, and RegisterMeetingRoom are added to  $\mu_2^{fam}$ , three of which are newly-added tasks. Thus, on common elements,  $\mu_2^{fam}$  and  $\mu_1$  differ only on the task UseAvailableRoom, which must be mandatorily be satisfied to complete the realization. Overall, wrt.  $\mu_2^{lex}$ , we pay familiarity with some loss in the "quality" of the realization, since for  $\mu_2^{fam}$  we have Penalty – Reward = –50, workTime = 3.5h and cost = 0€. This realization was found automatically by our CGM-Tool in 0.067 seconds on an Apple MacBook Air laptop.

**Minimizing change effort.** In our approach, in its simplest form, the *change effort* of  $\mu_2$  wrt.  $\mu_1$  is given by the number of newly-satisfied tasks, i.e., the amount of the new tasks which are satisfied in  $\mu_2$  plus that of common tasks which were not satisfied in  $\mu_1$  but are satisfied in  $\mu_2$ . In a more sophisticate form, the contribution of each task of interest can be weighted by some numerical value (e.g., Penalty, cost, WorkTime,...). Intuitively, since satisfying a task requires effort, this value considers the extra effort required to implement  $\mu_2$ . (Notice that tasks which pass from satisfied to denied do not reduce the effort, because we assume they have been implemented anyway.) This is formalized in §4, and a functionality for minimizing change effort is implemented in CGM-Tool.

For example, if we ask CGM-Tool to find a realization which minimizes the number of newly-satisfied tasks, we obtain the realization  $\mu_2^{eff}$  depicted in Figure 5. The realization satisfies all the requirements (both "nice to have" and mandatory), and includes the following tasks: CharacteriseMeeitng, SetSystemCalendar, ParticipantsFillSystemCalendar, CollectFromSystemCalendar, UsePartnerInstitutions, ScheduleAutomatically, ConfirmOccurrence, GoodParticipation, MinimalConflicts, CollectionEffort, and MatchingEffort;  $\mu_2^{eff}$  also requires one domain assumption ParticipantsUseSystemCalendar.

Notice that, in order to minimize the number of new tasks needed to be achieved, in  $\mu_2^{eff}$ , FindASuitableRoom is refined by  $R_3$  instead of  $R_5$ . In fact, in order to achieve  $R_5$ , we would need to satisfy two extra tasks (UseAvailableRoom and RegisterMeetingRoom) wrt.  $\mu_1$ , whilst for satisfying  $R_3$  we only need to satisfy one task (UsePartnerInstitutions). Besides, two newly added tasks SetSystemCalendar and ParticipantsFillSystemCalendar are also included in  $\mu_2^{eff}$ . Thus the total effort of evolving from  $\mu_1$  to  $\mu_2^{eff}$  is to implement three new tasks. Overall, for  $\mu_2^{eff}$  we have Penalty – Reward = –50, workTime = 3.5h and cost = 80€. This realization was found automatically by our CGM-Tool in 0.085 seconds on an Apple MacBook Air laptop.

**Combining familiarity or change effort with other objectives.** In our approach, familiarity and change effort are numerical objectives like others, and as such they can be combined lexicographically with other objectives, so that stakeholders can decide which objectives to prioritize.

## 4 Automated Reasoning with Evolution Requirements

**CGMs and realizations.** We first recall some formal definitions from [8].

A *Constrained Goal Model (CGM)* is a tuple  $\mathcal{M} \stackrel{\text{def}}{=} \langle \mathcal{B}, \mathcal{N}, \mathcal{D}, \Psi \rangle$ , s.t.

- $\mathcal{B} \stackrel{\text{def}}{=} \mathcal{G} \cup \mathcal{R} \cup \mathcal{A}$  is a set of atomic propositions, where  $\mathcal{G} \stackrel{\text{def}}{=} \{G_1, \dots, G_N\}$ ,  $\mathcal{R} \stackrel{\text{def}}{=} \{R_1, \dots, R_K\}$ ,  $\mathcal{A} \stackrel{\text{def}}{=} \{A_1, \dots, A_M\}$  are respectively sets of goal, refinement and domain-assumption labels. We denote with  $\mathcal{E}$  the set of element labels:  $\mathcal{E} \stackrel{\text{def}}{=} \mathcal{G} \cup \mathcal{A}$ ;
- $\mathcal{N}$  is a set of numerical variables in the rationals;
- $\mathcal{D}$  is an and-or directed acyclic graph of *elements* in  $\mathcal{E}$  (or nodes) and *refinements* in  $\mathcal{R}$  (and nodes);
- $\Psi$  is a SMT( $\mathcal{LRA}$ ) formula on  $\mathcal{B}$  and  $\mathcal{N}$ , representing the conjunction of all relation edges, user-defined constraints and assertions.

The structure of a CGM is an and-or directed acyclic graph (DAG) of *elements*, as nodes, and *refinements*, as (grouped) edges, which are labeled by atomic propositions and can be augmented with arbitrary constraints in form of graphical relations and Boolean or SMT( $\mathcal{LRA}$ ) formulas –typically conjunctions of smaller global and local constraints– on the element and refinement labels and on the numerical variables.

Notice that each non-leaf element  $E$  is implicitly or-decomposed into the set of its incoming refinements  $\{R_i\}$  (i.e.,  $E \leftrightarrow (\bigvee_i R_i)$ ) and that each refinement  $R$  is and-decomposed into the set of its source elements  $\{E_j\}$  (i.e.,  $R \leftrightarrow (\bigwedge_j E_j)$ ). Intuitively, a CGM describes a (possibly complex) combination of alternative ways of realizing a set of requirements in terms of a set of tasks, under certain domain assumptions.

Let  $\mathcal{M} \stackrel{\text{def}}{=} \langle \mathcal{B}, \mathcal{N}, \mathcal{D}, \Psi \rangle$  be a CGM. A *realization*  $\mu$  of  $\mathcal{M}$  is an assignment of truth values to  $\mathcal{B}$  and of rational values to  $\mathcal{N}$  (aka, a  $\mathcal{LRA}$ -interpretation) which:

- (a) for each non-leaf element  $E$ ,  $\mu$  satisfies  $(E \leftrightarrow (\bigvee_{R_i \in \text{RefinementsOf}(E)} R_i))$  –i.e.,  $E$  is part of a realization  $\mu$  if and only if one of its refinements is in  $\mu$ ;
- (b) for each refinement  $(E_1, \dots, E_n) \xrightarrow{R} E$ ,  $\mu$  satisfies  $((\bigwedge_{i=1}^n E_i) \leftrightarrow R)$  –i.e.,  $R$  is part of  $\mu$  iff and only if all of its sub-elements  $E_i$  are in  $\mu$ ;
- (c)  $\mu$  satisfies  $\Psi$  –i.e., the elements and refinements occurring in  $\mu$ , and the values assigned by  $\mu$  to the numerical attributes, comply with all the relation edges, the user-defined constraints and user assertions in  $\Psi$ .

We say that an element  $E$  or refinement  $R$  is *satisfied* [resp. *denied*] in  $\mu$  if it is assigned to  $\top$  [resp.  $\perp$ ] by  $\mu$ .  $\mu$  is represented graphically as the sub-graph of  $\mathcal{M}$  where all the denied element and refinement nodes are eliminated. We say that  $\mathcal{M}$ , including user assertions, is *realizable* if it has at least one realization, *unrealizable* otherwise.

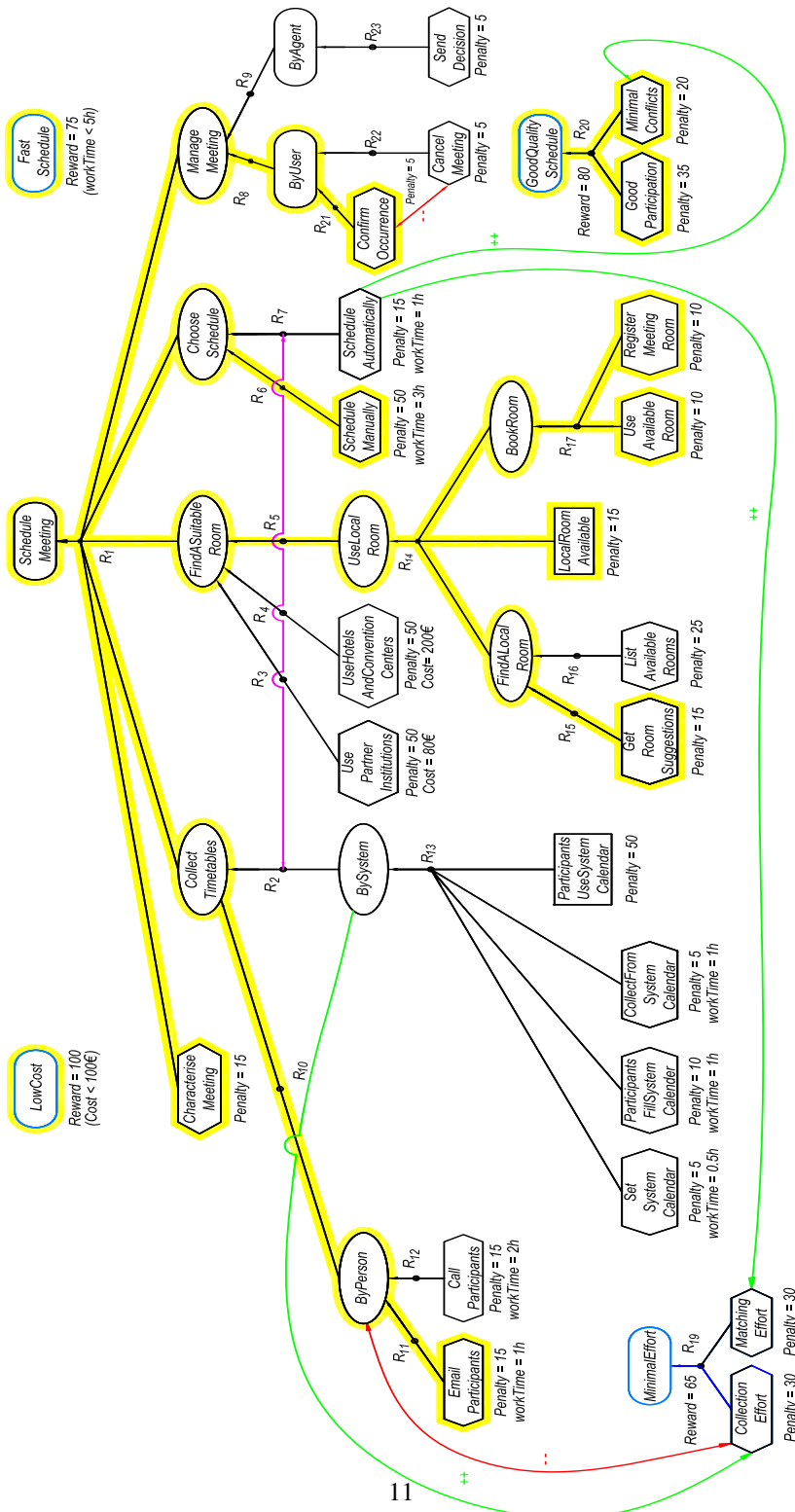


Fig. 3. New CGM  $\mathcal{M}_2$ , with realization  $\mu_2^{lex}$  which minimizes lexicographically: the difference Penalty-Reward, workTime, and cost.

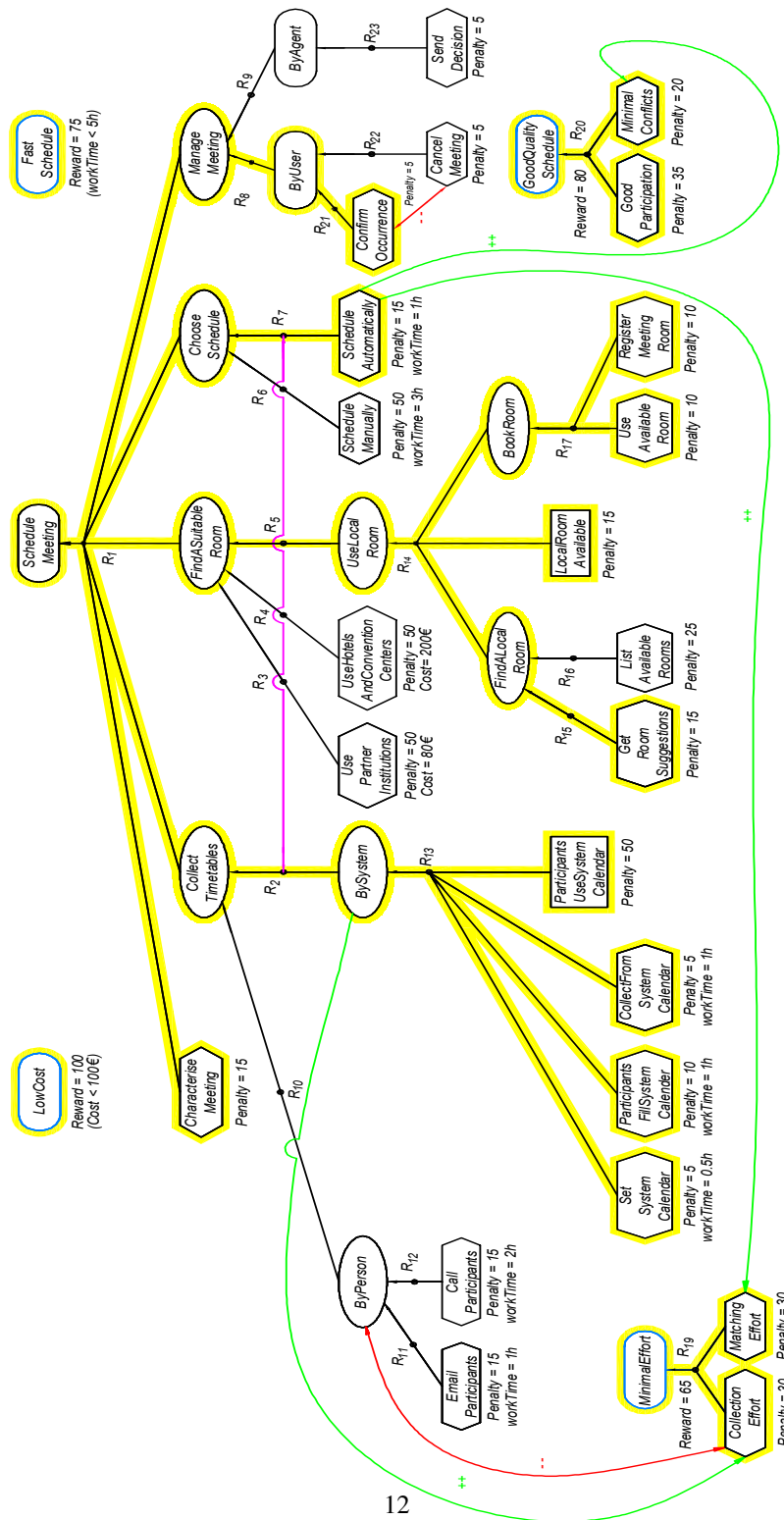


Fig. 4. New CGM  $\mathcal{M}_2$ , with realization  $\mu_2^{fam}$  with maximizes the familiarity wrt.  $\mu_1$ .

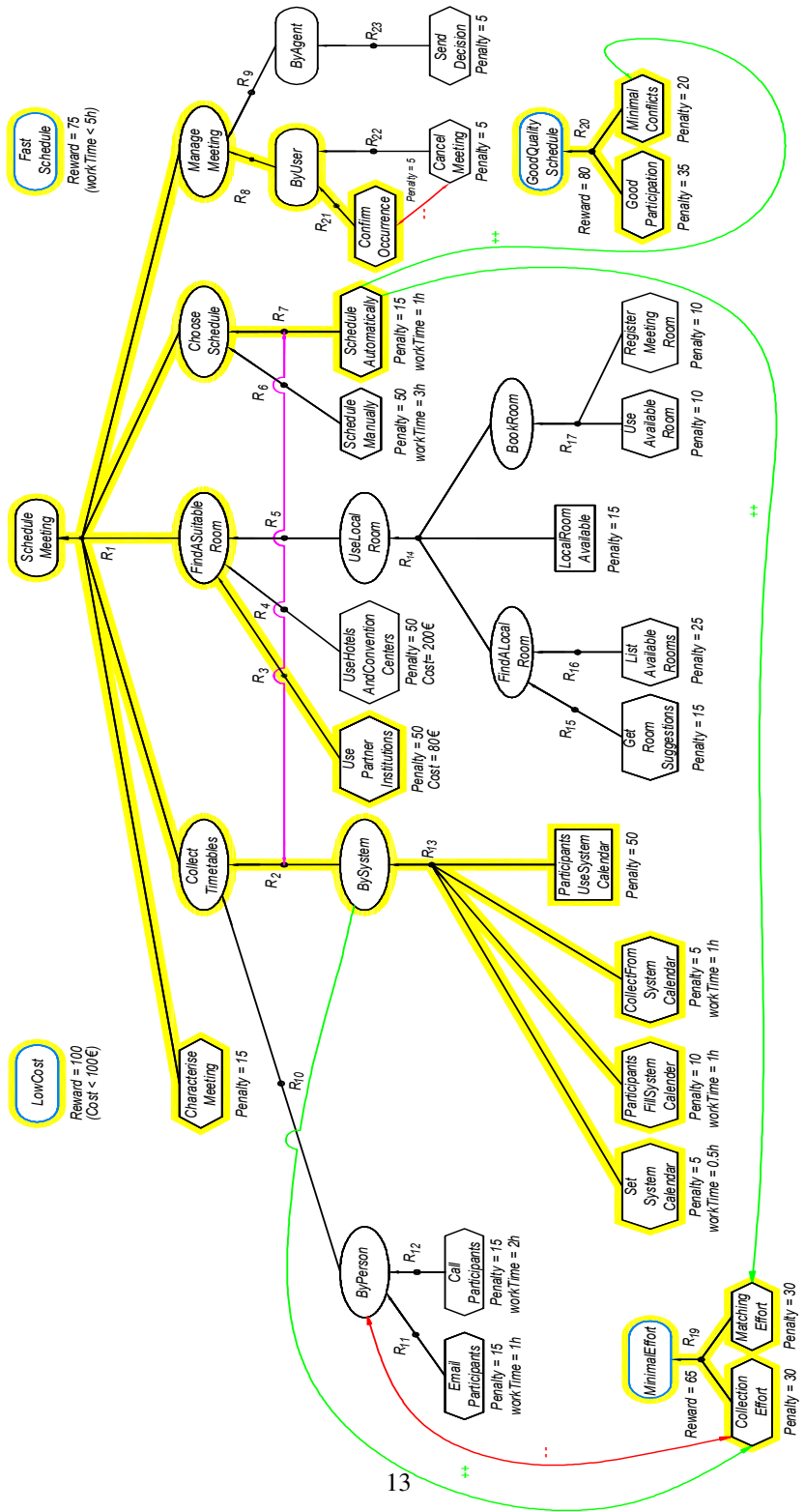


Fig. 5. New CGM  $\mathcal{M}_2$ , with realization  $\mu_2^{eff}$  with minimizes the change effort wrt.  $\mu_1$ .

As described in [8], a CGM  $\mathcal{M}$  is encoded into a SMT( $\mathcal{LRA}$ ) formula  $\Psi_{\mathcal{M}}$ , and the user preferences into *numerical objective functions*  $\{obj_1, \dots, obj_k\}$ , which are fed to the OMT solver OPTIMATHSAT, which returns optimal solutions wrt.  $\{obj_1, \dots, obj_k\}$ , which are then converted back by CGM-tool into optimal realizations.

**Evolution Requirements.** Here we formalize the notions described in §3. Let  $\mathcal{M}_1 \stackrel{\text{def}}{=} \langle \mathcal{B}_1, \mathcal{N}_1, \mathcal{D}_1, \Psi_1 \rangle$  be the original model,  $\mu_1$  be some realization of  $\mathcal{M}_1$  and  $\mathcal{M}_2 \stackrel{\text{def}}{=} \langle \mathcal{B}_2, \mathcal{N}_2, \mathcal{D}_2, \Psi_2 \rangle$  be a new version of  $\mathcal{M}_1$ . We look for a novel realization  $\mu_2$  for  $\mathcal{M}_2$ .

Stakeholders can select a subset of the elements, called *elements of interest*, on which to focus, which can be requirements, tasks, domain assumptions, and intermediate goals. (When not specified otherwise, we will assume by default that all elements are of interest.) Let  $\mathcal{E}^* \subseteq \mathcal{E}_1 \cup \mathcal{E}_2$  be the subset of the elements of interest, and let  $\mathcal{E}_1^* \stackrel{\text{def}}{=} \mathcal{E}^* \cap \mathcal{E}_1$  and  $\mathcal{E}_2^* \stackrel{\text{def}}{=} \mathcal{E}^* \cap \mathcal{E}_2$  be the respective subsets of  $\mathcal{M}_1$  and  $\mathcal{M}_2$ . We define  $\mathcal{E}_{common}^* \stackrel{\text{def}}{=} \{E_i \in \mathcal{E}_2^* \cap \mathcal{E}_1^*\}$  as the set of elements of interest occurring in both  $\mathcal{M}_1$  and  $\mathcal{M}_2$ , and  $\mathcal{E}_{new}^* \stackrel{\text{def}}{=} \{E_i \in \mathcal{E}_2^* \setminus \mathcal{E}_1^*\}$  as the set of new elements of interest in  $\mathcal{M}_2$ .

*Familiarity.* In its simplest form, the cost of familiarity can be defined as follows:

$$\begin{aligned} \text{FamiliarityCost}(\mu_2|\mu_1) &\stackrel{\text{def}}{=} |\{E_i \in \mathcal{E}_{common}^* \mid \mu_2(E_i) \neq \mu_1(E_i)\}| & (1) \\ &+ |\{E_i \in \mathcal{E}_{new}^* \mid \mu_2(E_i) = \top\}|, & (2) \end{aligned}$$

where  $|S|$  denotes the number of elements of a set  $S$ .  $\text{FamiliarityCost}(\mu_2|\mu_1)$  is the sum of two components:

- (1) the number of common elements of interest (e.g., tasks) which were in  $\mu_1$  and are no more in  $\mu_2$ , plus the number of these which were not in  $\mu_1$  and now are in  $\mu_2$ ,
- (2) the number of new elements of interest which are in  $\mu_2$ .

In a more sophisticate form, each element of interest  $E_i$  can be given some rational weight value  $w_i$ <sup>3</sup>, so that the cost of familiarity can be defined as follows:

$$\begin{aligned} \text{WeightFamiliarityCost}(\mu_2|\mu_1) &\stackrel{\text{def}}{=} \sum_{E_i \in \mathcal{E}_{common}^*} w_i \cdot \text{Int}(\mu_2(E_i) \neq \mu_1(E_i)) & (3) \\ &+ \sum_{E_i \in \mathcal{E}_{new}^*} w_i \cdot \text{Int}(\mu_2(E_i) = \top), & (4) \end{aligned}$$

where  $\text{Int}()$  converts **true** and **false** into the values 1 and 0 respectively.

Both forms are implemented in CGM-Tool. (Notice that (1) and (2), or even (3) and (4), can also be set as distinct objectives in CGM-Tool.) Consequently, a realization  $\mu_2$  maximizing familiarity is produced by invoking the OMT solver on the formula  $\Psi_{\mathcal{M}_2}$  and the objective  $\text{FamiliarityCost}(\mu_2|\mu_1)$  or  $\text{WeightFamiliarityCost}(\mu_2|\mu_1)$  to minimize.

<sup>3</sup> Like Penalty, Cost and WorkTime in Figure 1.

*Change effort.* We restrict the elements of interest to tasks only. In its simplest form, the change effort can be defined as follows:

$$\begin{aligned} \text{ChangeEffort}(\mu_2|\mu_1) \stackrel{\text{def}}{=} & | \{T_i \in \mathcal{E}_{\text{common}}^* \mid \mu_2(T_i) = \top, \text{ and } \mu_1(T_i) = \perp\} | \quad (5) \\ & + | \{T_i \in \mathcal{E}_{\text{new}}^* \mid \mu_2(T_i) = \top\} | . \quad (6) \end{aligned}$$

$\text{ChangeEffort}(\mu_2|\mu_1)$  is the sum of two components:

- (5) is the number of common tasks which were not in  $\mu_1$  and which are now in  $\mu_2$ ,
- (6) is the number of new tasks which are in  $\mu_2$ .

As above, in a more sophisticate form, each task of interest  $T_i$  can be given some rational weight value  $w_i$ , so that the change effort can be defined as follows:

$$\begin{aligned} \text{WeightChangeEffort}(\mu_2|\mu_1) \stackrel{\text{def}}{=} & \sum_{T_i \in \mathcal{E}_{\text{common}}^*} w_i \cdot \text{Int}(\mu_2(T_i) = \top) \cdot \text{Int}(\mu_1(T_i) = \perp) \\ & + \sum_{T_i \in \mathcal{E}_{\text{new}}^*} w_i \cdot \text{Int}(\mu_2(T_i) = \top). \end{aligned}$$

Both forms are implemented in CGM-Tool. Consequently, a novel realization  $\mu_2$  minimizing change effort is produced by invoking the OMT solver on the formula  $\Psi_{\mathcal{M}_2}$  and the objective  $\text{ChangeEffort}(\mu_2|\mu_1)$  or  $\text{WeightChangeEffort}(\mu_2|\mu_1)$ .

Notice an important difference between (1) and (5), even if the former is restricted to tasks only: a task which is satisfied in  $\mu_1$  and is no more in  $\mu_2$  worsens the familiarity of  $\mu_2$  wrt.  $\mu_1$  (1), but it does not affect its change effort (5), because it does not require implementing one more task.

**Comparison wrt. previous approaches.** Importantly, Ernst et al. [4] proposed two similar notion of familiarity and change effort for (un-)constrained goal graphs:

- familiarity*: maximize (the cardinality of) the set of tasks used in the previous solution;
- change effort*: (i) minimize (the cardinality of) the set of new tasks in the novel realization –or, alternatively, (ii) minimize also the number of tasks.

We notice remarkable differences of our approach wrt. the one in [4].

First, our notion of familiarity presents the following novelties:

- (i) it uses all kinds of elements, on stakeholders' demand, rather than only tasks;
- (ii) it is (optionally) enriched also with (2);
- (iii) (1) is sensitive also to tasks which were in the previous realization and which are not in the novel one, since we believe that also these elements affect familiarity.

Also, in our approach both familiarity and change effort allow for adding *weights* to tasks/elements, and to combine familiarity and change-effort objectives lexicographically with other user-defined objectives.

Second, unlike with [4], in which the optimization procedure is hardwired, we rely on logical encodings of novel objectives into  $\text{OMT}(\mathcal{LRA})$  objectives, using OPTI-MATHSAT as workhorse reasoning engine. Therefore, new objectives require implementing no new reasoning procedure, only new  $\text{OMT}(\mathcal{LRA})$  encodings. For instance,

we could easily implement also the notion of familiarity of [4] by asking OPTIMATH-SAT to minimize the objective:  $|\{T_i \in \mathcal{E}_{common}^* \mid \mu_2(T_i) = \perp, \text{ and } \mu_1(T_i) = \top\}|$ .

Third, our approach deals with CGMs, which are very expressive formalisms, are enriched by Boolean and numerical constraints, and are supported by a tool (CGM-Tool) with efficient search functionalities for optimum realizations. These functionalities, which are enabled by state-of-the-art SMT and OMT technologies [10, 11], scale very well, up to thousands of elements, as shown in the empirical evaluation of [8]. In this paper we further enrich these functionalities so that to deal also with evolving CGMs and evolution requirements.

Fourth, unlike with [4], where realizations are intrinsically supposed to be *minimal*, in our approach minimality is an objective stakeholders can set and obtain as a byproduct of *minimum* solutions, but it is not mandatory. This fact is relevant when dealing with familiarity evolution requirements, because objective (1) can conflict with minimality, because it may force the presence of tasks from the previous solution which have become redundant in the new model. Thus, sometimes CGM-tool may return a non-minimal model if the stakeholder prioritizes familiarity above all other objectives.

## 5 Implementation

CGM-Tool provides support for modeling and reasoning on CGMs [8]. Technically, CGM-Tool is a standalone application written in Java and its core is based on Eclipse RCP engine. Under the hood, it encodes CGMs and invokes the OptiMathSAT<sup>4</sup> OMT solver [11] to support reasoning on CGMs. It is freely distributed as a compressed archive file for multiple platforms<sup>5</sup>. Currently CGM-Tool supports the functionalities in [8]:

**Specification of projects:** CGMs are created within the scope of project containers. A project contains a set of CGMs that can be used to generate reasoning sessions with OptiMathSAT (i.e., scenarios);

**Diagrammatic modeling:** the tool enables the creation of CGMs as diagrams; it provides real-time check for refinement cycles and reports invalid links;

**Consistency/well-formedness check:** CGM-Tool provides the ability to run consistency analysis and well-formedness checks on the CGMs;

**Automated Reasoning:** CGM-Tool provides the automated reasoning functionalities mentioned in section 2, and described in detail in [8].

With this work, we have enhanced CGM-Tool with the following functionalities:

**Evolution Requirements Modelling and Automated Reasoning:** by means of scenarios, stakeholders can generate *evolution sessions*, which allows for (i) defining the first model and finding the first optimal realization, (ii) modifying the model to obtain the new models, and (iii) generating automatically the “similar” realization (as discussed in section 3).

<sup>4</sup> <http://optimathsat.disi.unitn.it>

<sup>5</sup> <http://www.cgm-tool.eu/>



As a proof of concept, we have performed various attempts on variants of the CGM of §3. The automated generation of the realizations always required negligible amounts of CPU time, like those reported in §3.

## 6 Related Work

The most relevant work to our proposal can be found in Neil Ernst's PhD thesis [2], also published in [3,4]. In this work, Ernst proposes to solve the requirements evolution problem by searching for specifications (i.e., solutions) for the evolved requirements that satisfy some desired property relative to the old solution. His proposal for possible desired properties include minimal change effort, maximal familiarity, and solution reuse over the history of changes. Ernst also proposes to use *Techne* [5] to provide a precise formal specification of a minimal requirement engineering knowledge base (REKB) which then can be used by another problem solver as a tool for storing information acquired during requirements acquisition and domain modelling, as well as justifying problem decomposition; and asking a variety of question that can help compute and compare alternative solutions. The major difference between his work and our proposal is that the language he uses to model requirements (essentially, Propositional Logic) is not expressive enough to capture evolution requirements, so he needed to implement algorithms that find specifications for a given requirements model, and search among those to find ones that satisfy evolution requirements (minimal effort, maximal familiarity, etc.)

Evolving requirements models in order to handle unanticipated changes can be considered requirements management. Here, evolution is treated as the addition/deletion of requirements leading to a new requirements problem, and the re-calculation of a new solution, with no reference to the old one. A common approach to requirements management is impact analysis, which can be used to workbench different scenarios, as done in the AGORA tool [6].

Working with existing requirements has been studied in the area of software product lines and feature models. Evolving a single set of requirements over time shares many similarities with the problem of maintaining several sets of requirements for different products in a product family. There has been a number of papers looking at the problem of automated reasoning with feature models [9]. Most of this work conducts consistency checking, to determine whether a given configuration of features is satisfiable, instead of enumerating all solutions and looking for optimal ones. Tun et al. [Tun] use problem frames to incrementally model sets of features for a product line. Temporal logic is used to minimize feature interaction. The chief difference between product line approaches and our work is that we add evolution requirements and look for solution that fulfill new requirements and are optimal relative to the desired evolution property (minimal effort etc.)

## 7 Conclusions

We have proposed to model changing requirements in terms of changes to CGMs. Moreover, we have introduced a new class of requirements (evolution requirements) that impose constraints on allowable evolutions, such as minimizing (implementation) effort or maximizing (user) familiarity. We have demonstrated how to model such requirements in terms of CGMs and how to reason with them in order to find optimal evolutions.

Our future plans for this work include further evaluation with larger case studies, as well as further exploration for new kinds of evolution requirements that can guide software evolution.

## References

1. C. W. Barrett, R. Sebastiani, S. A. Seshia, and C. Tinelli. Satisfiability Modulo Theories. In *Handbook of Satisfiability*, chapter 26, pages 825–885. IOS Press, 2009.
2. N. A. Ernst. *Software Evolution: A Requirements Engineering Approach*. PhD thesis, University of Toronto, 2012.
3. N. A. Ernst, A. Borgida, and I. Jureta. Finding incremental solutions for evolving requirements. In *RE*, pages 15–24. IEEE, 2011.
4. N. A. Ernst, A. Borgida, J. Mylopoulos, and I. Jureta. Agile Requirements Evolution via Paraconsistent Reasoning. In J. Ralyté, X. Franch, S. Brinkkemper, and S. Wrycza, editors, *CAiSE*, volume 7328 of *Lecture Notes in Computer Science*, pages 382–397. Springer, 2012.
5. I. Jureta, A. Borgida, N. A. Ernst, and J. Mylopoulos. Techne: Towards a new generation of requirements modeling languages with goals, preferences, and inconsistency handling. In *RE*, pages 115–124. IEEE Computer Society, 2010.
6. H. Kaiya, H. Horai, and M. Saeki. Agora: Attributed goal-oriented requirements analysis method. *2014 IEEE 22nd International Requirements Engineering Conference (RE)*, 0:13, 2002.
7. M. M. Lehman. Programs, Life Cycles, and Laws of Software Evolution. In *Proceedings of the IEEE*, pages 1060–1076, Sept. 1980.
8. C. M. Nguyen, R. Sebastiani, P. Giorgini, and J. Mylopoulos. Multi object reasoning with constrained goal model. *CoRR*, abs/1601.07409, 2016. Under journal submission. Available as <http://arxiv.org/abs/1601.07409>.
9. P.-Y. Schobbens, P. Heymans, J.-C. Trigaux, and Y. Bontemps. Generic semantics of feature diagrams. *Comput. Netw.*, 51(2):456–479, Feb. 2007.
10. R. Sebastiani and S. Tomasi. Optimization Modulo Theories with Linear Rational Costs. *ACM Transactions on Computational Logics*, 16(2), March 2015.
11. R. Sebastiani and P. Trentin. OptiMathSAT: A Tool for Optimization Modulo Theories. In *Computer-Aided Verification, CAV*, volume 9206 of *LNCS*. Springer, 2015.
12. V. E. S. Souza. *Requirements-based Software System Adaptation*. Phd thesis, University of Trento, 2012.