

Family in the Wild (FIW): A Large-scale Kinship Recognition Database

Joseph P Robinson, Ming Shao, Yue Wu, Yun Fu

Synergetic Media Learning (SMILE) Lab, Northeastern University

robinson.jo@husky.neu.edu, mingshao@ece.neu.edu, wuyuebupt@gmail.com, yunfu@ece.neu.edu

Abstract

We introduce a large-scale dataset for visual kin-based problems, the Family in the Wild (FIW) dataset. Motivated by the lack of a single, unified image dataset available for kinship tasks, our goal is to provide a dataset that captivates the interest of the research community, i.e. large enough to support multiple tasks for evaluation. For this, we collected and labelled the largest set of family images to date, with only a small team and an efficient labelling tool that was designed to optimize the process of marking complex hierarchical relationships, attributes, and local label information in family photos. We experimentally compare our dataset the existing kinship image datasets, and demonstrate the practical value of the newly collected FIW dataset. We also demonstrate that using a pre-trained convolutional neural network (CNN) as an off-the-shelf feature extractor as performing better than traditional feature types used for kinship based tasks in the visual domain. We also measure human performance and show their performance does not match up to that of machine vision algorithms.

1. Introduction

Recently, visual kinship recognition has been a popular research topic in vision and multimedia communities, as it is the essential for many real-world applications (e.g. kinship verification [21], automatic photo management, historic lineage analysis, social-media application, and more). However, even after several years, since 2010 [4], there still only exists a few practical vision systems capable to handle such tasks. Hence, vision technology for kinship-based problems has not matured enough to be applied to real-world problems. This leads to a concern of unsatisfactory performance when attempted on real-world datasets. We believe the reasoning for this can be summarized two-fold:

1. Pre-existing image datasets for kinship-based tasks are not large enough to reflect the true data distributions of a family and their members.

2. Kinship relations in the visual domain are less discriminant than other, more conventional problems of its kind (e.g. facial recognition or object classification), as there are hidden factors affecting the facial appearances among family members.

To both address (1) and to generate more interest from the research community we would like to introduce our Family in the Wild (FIW) dataset. To the best of our knowledge, this is by far the largest and most comprehensive kinship dataset in the vision community to date. Specifically, FIW dataset offers a large-scale image collection that greatly outdoes its predecessors in terms of the quality of images, number of class instances (i.e. families), number of pairs, number of pair-types, and the first database of its kind to provide multi-task support.

To address (2), we need the following:

1. A large-scale image database that supports kinship recognition (i.e. FIW).
2. A large collection of family photos under unconstrained setting (i.e. from the *wild*) that truly reflects class distributions of family trees.
3. A robust feature descriptor and classifier.

For this, we first show that by using a pre-trained convolutional neural network (CNN) as an *off-the-shelf* feature extractor is better than typical features used for kinship based tasks. We then further improve performance by fine-tuning this pre-trained CNN with FIW data.

FIW contains 11 different kin relations, compared to the 4 pair-types of pre-existing datasets. Furthermore, most of the family images were collected from online family albums, not necessarily from celebrities, which may better reflect the true data distributions. In addition, FIW provides annotation for both relationships and spatial information of each family member and pairwise kin relations in the family photo, which are helpful in social media analytics.

To that end, we introduce a new visual kinship dataset called Families in the Wild (FIW).

Families in the Wild Dataset




Figure 1. Visualization of the structure of FIW image dataset. Family trees scale up to 5 generations in depth and 10 set of parents in a single tree. As shown, the Spielberg family (*i.e.* family ID 703 out of 1,000) consists of 3 sets of parents and 10 children in total. Each column (right), contains samples of an individual family member. Notice there are multiple samples for each person at various ages.

1.1. Visual Kinship Recognition

Nowadays, there are two popular kinship recognition problems, *kinship verification* and *family recognition*, which we introduce in this section.

1.1.1 Kinship Verification

Kinship verification aims to determine pairwise kin relations for a pair of given images. It can be viewed as a typical binary classification problem, *i.e.* a face pair is either related by kinship or it is not. Prior research efforts have considered kinship types that pre-existing datasets have provided images, annotations, and verification task protocol for: father-son, father-daughter, mother-son, mother-daughter. As research in both psychology and computer vision revealed, different kin relations render different familial features and, hence, the four kin relations are usually treated differently during the model training. However, these pre-existing visual kinship datasets used for kinship verification purposes have less than 1K training image-pairs, and far less for each specific relation. Such a minimal amount yields models that overfits the training data and, hence, do not generalize well to unseen testing data, leading to unstable predictions.

1.1.2 Family Recognition

Family recognition focuses on a slightly different problem: given a facial image, find the family for which the face in the image belongs to, *i.e.* families are modeled using face images of other family members. Essentially, it is an one-

to-many recognition problem, and becomes more challenging with an increasing number of families, as families contain large intra-class variations that typically fools the feature extractors and classifiers, making this a difficult vision problem. In addition, and similar to conventional facial recognition, when the target data are unconstrained faces in the wild [7] (*e.g.* variation in pose, illumination, expression, etc.), the task gets increasingly more difficult, as it is breaching capably of handling real-world scenarios. These are, unfortunately, challenges that need to be addressed with family recognition as well, *i.e.* the capability to recognize unconstrained families in the wild is needed in order to advance such technology for practical use.

1.2. Our Contributions

In this paper, we make three distinct contributions.¹

1. We share the largest visual kinship dataset to date, Families in the Wild (FIW). FIW is complete with rich label information that annotates complex hierarchical relationships and individual members of 1k family trees. This was made possible with an efficient annotation tool and procedure. FIW introduces an additional 6 new kin-relation types. We cover the process behind building FIW, provide some statistics, and compare to related datasets in Section .
2. We provide several baseline results for two tasks (*i.e.* kinship verification and family recognition problems),

¹FIW, all source code, and experimental data will be made available.




Figure 2. Sample pairs for the 11 kinship relations provided by the FIW database.

and show that a pre-trained convolutional neural network (CNN) model as an *off-the-shelf* feature extractor outperforms feature descriptors typically used for facial recognition (*i.e.* related tasks).

3. We design two deep learning models for family recognition problems, and achieve the best results on FIW dataset.
4. We measure and compare human performance on kinship verification using the 11 pair-types of FIW dataset.

2. Building Families in the Wild

The motivation behind FIW is to provide the research community with a large image set made-up various types of kinship relations and, hence, capable of supporting multiple machine vision tasks, such as kinship verification, family recognition, and additional tasks in the future (*e.g.* kin-based detection, fine-grained categorization, and search & retrieval).

In this section, we discuss the procedure that allowed for over 30k faces in over 10k family photos of 1k families to be collected, organized, and labelled in an optimal manner. Specifically, we will discuss: (1) data collection, (2) dataset statistics, and (3) feature types benchmarked in this work.

2.1. Data Collection

The goal for FIW was to collect 10k family photos of 1K families (*i.e.* approximately 10 photos per family and at least 3 family members). We now summarize the process for achieving this goal as a three step process.

Step 1: Generate a list of families and collect photos.

First, a list of over a thousand famous persons as candidate families were generated. To ensure diversity, politicians, actors/ actresses, athletes, and other types of public figures were chosen from all over the globe. For this, we formulated a team of eight students from 5 different countries (*i.e.* 2 from USA, 2 from China, and 1 from Brazil, Vietnam, and the Philippines). The only requirement was a broad knowledge of public figures either from or around their place of origin. Also, online search engines were also used to expand our search— searches were made using locations, ethnicities, and occupations (*e.g.* famous Japanese politicians or famous soccer Spanish players). This ensured a complete and more diverse list for families.

Next, family photos were collected for each famous person. Those with a sufficient number of family available online were added to the database with a unique Family ID (FID), while those with too few samples (*i.e.* less than three family members or 10 photos) were dropped. To widen the family search space, multiple search engines (*e.g.* Google, Bing, Yahoo, etc.) and various social media outlets (*e.g.* Facebook, Pinterest, etc.) were used. Image URLs were recorded under a unique Picture ID (PID)— URLs allow for FIW to be shared without copyright concerns. In addition, any meta-data (text) was collected for the labelling process— meta-data typically provides information about individuals and their relative positions in photos.

Step 2: Label family members and relationship types.

An annotation tool was developed to allow for the labelling of each family—their members and all kin relationships—in a simple, yet optimal, manner. This allowed us to generate

Table 1. Comparison of FIW with related datasets.

Dataset	No. Family	No. People	No. Faces	Age Varies	Family Structure	Highlights
CornellKin	150	300	300	No	No	Parent-child pairs.
UB KinFace-I	90	180	270	Yes	No	Parent-child pairs. Parents' images at various ages.
UB KinFace-II	200	400	600	Yes	No	Parent-child pairs. Parents' images at various ages.
KFW-I	—	1066	1066	No	No	Parent-child pairs.
KFW-II	—	2000	2000	No	No	Parent-child pairs.
TSKinFace	787	2589	—	Yes	Yes	Two parents-child pairs for tri-verification.
Family101	101	607	14,816	Yes	Yes	Family structured, variations in age and ethnicity.
FIW(Ours)	936	10,676	30,725	Yes	Yes	A corpus of 1k family trees that provides both depth and breadth and multi-task evaluation offerings.

labels for each family tree, along with all nodes (members) and edges (relationships). This tool was implemented in JAVA and will be available to download on the project page.

As depicted in Figure 3, the labels were generated as follows. For each family (*i.e.* F0001-F1000) all family photos (*i.e.* PIDs) were labelled sequentially. For each PID, the meta-data was displayed [see top-right panel of (a)]. Family members were specified by clicking their faces in the images. To add a new family member (*i.e.* first instance of labelling a family member) the name, gender, and all kinship relations bonding the newly added member and all members added prior (*e.g.* *Sasha* is the *Child of* of *Steven*, as shown in (e)). Once added, each member is assigned a Member ID (MID), then labelling consists of just clicking their face and choosing the appropriate name from a drop-down menu (c). Each family is annotated in a single file: the member names, genders, assigned MIDs, and all kin relationships in a matrix integer values representing the relationship type (*e.g.* 1-Parent, 2-Sibling, 4-Child, etc.) between MIDs corresponding to row and column number. Also, labels get produced for each image (*i.e.* MID and bounding box coordinates of faces, which were detected with dlib [10]).

Step 3: Dataset Post-processing. With the family and image labels generated in Step 2, FIW was assembled. Faces of each family member were first cropped and stored under their assigned MID (*i.e.* member ID). Finally, the relationship matrix for each family was processed to generate lists of pair-wise relationships (*e.g.* Father-Daughter (F-D), Father-Son (F-S), Mother-Daughter (M-D), Mother-Son (M-S), etc.). Note that, although we processed only the 11 kinship relation types, other (more distant) relationships could easily be added in the future. Figure 2 displays sample faces of the 11 pair-wise types of FIW, while Table 2 lists the total number of pairs for each.

2.2. Database Statistics

Our FIW dataset far outdoes predecessors of its kind (*i.e.* kinship image datasets) in terms of quantity, quality, and purpose. FIW consists of over 10k family photos of 1k families, each with approximately 10 images and at least 3 members (and as many as 15) per family. The distribution of family members per family is shown in Figure 4. At last, we provide an image collection for kin-related, vision tasks with both depth (in terms of image count) and breadth (in terms of total per family). We compare FIW to related datasets in Table 1 and 2. On top of providing more families, identities, facial images, and kinship pairs, FIW introduces six pair-wise kinship types are to the machine vision community for the first time:

- Brother-Brother (B-B)
- Sister-Sister (S-S)
- Grandfather-Granddaughter (GF-GD)
- Grandfather-Grandson (GF-GS)
- Grandmother-Granddaughter (GM-GD)
- Grandmother-Grandson (GM-GS)

Along with five typical kinship relation types: Father-Daughter (F-S), Father-Son (F-D), Mother-Daughter (M-D), Mother-Daughter (F-S), and Sister-Brother (SIB) (*i.e.* Siblings).

2.2.1 Related Benchmarks

There are several pre-existing kinship data collections which provide pre-assigned kinship pairs kinship verification [21, 4, 20, 13, 12, 18, 6]. We summarize the number of each kin relation in in Table 2, which clearly distinguishes FIW from other datasets of its kind.

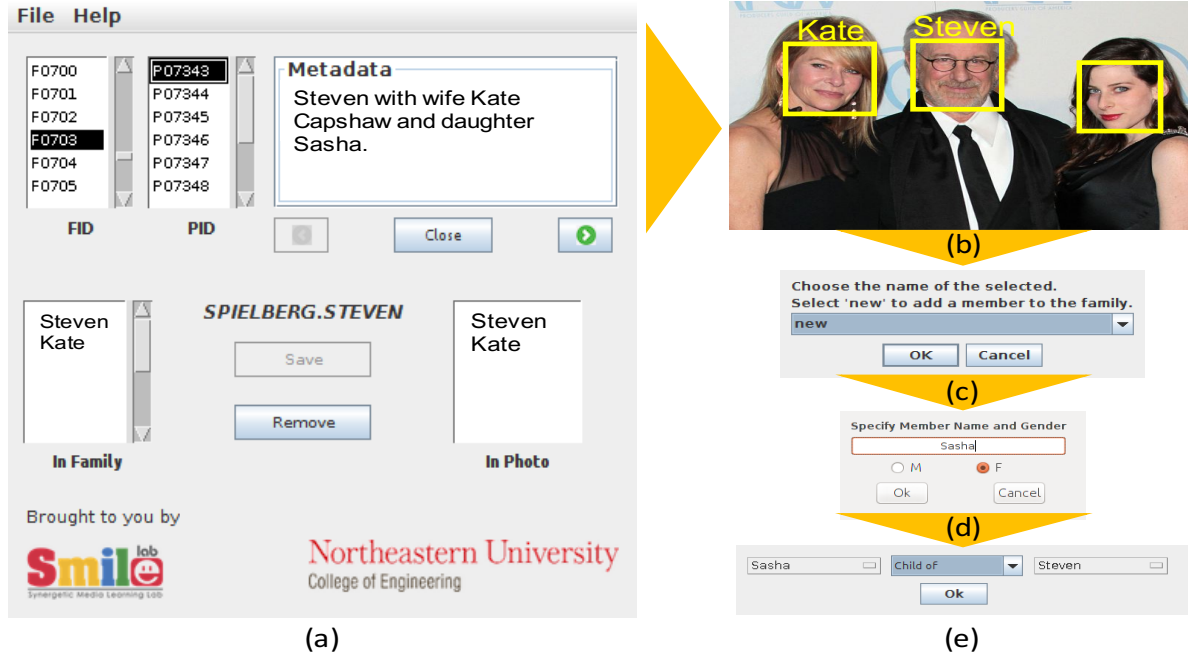


Figure 3. Work-flow of labelling tool used to build FIW. *In Family* are all those that have been added to the current family FID, while *In Photo* are those labelled in the current photo (a). Each time a face is selected it is surrounded by a resizable bounding box (b). If the family member is selected has already been added to dataset, then their name is specified. Otherwise, 'new' is selected to add a member (c)– their name and gender are first specified (d), then their relationships to others of that family (e), when 'new' is chosen.

3. Kinship Verification

The experimental settings explains the training and test conditions in terms of the pair-wise types and the number of pairs for each. Next, some background information about the visual features used are introduced, which is then followed by the results of each feature on all kin pair-wise types.

3.1. Features Representation

After the post-processing step, each normalized facial images will be converted to a discriminant representation before verification/classification. Here we mainly discussed three popular facial descriptors: SIFT, LBP, VGG as they are widely used in visual kinship and face recognition problems.

SIFT [11]: SIFT feature has been widely applied in object/face recognition. In our work, following the setting in [12], we resize all images to 64×64 , and set the size of block as 16×16 . The stride is 8 and therefore, there are 49 blocks in total for each image. The length of feature vector is $128 \times 49 = 6,272D$.

LBP [1]: LBP has been popular in texture analysis and face recognition. We follow the setting of [12] and first resize each facial image to 64×64 . Then on each 16×16 non-overlap block we extract the LBP features with radius = 2, and number of sampling = 8. Then, we bin these features

into 256D histogram. Then total length of feature vector is $256 \times 16 = 4,096D$.

VGG-Face CNN Descriptors [14]: "Very Deep" architecture with very small convolutional kernels *i.e.* 3×3 , and a convolutional stride of 1 pixel that was trained on approximately 2.6 million images of 2,622 celebrity faces. VGG-Face obtained state-of-the-art performance on *YouTube Faces* [19] with a 97.4% accuracy, and obtained impressively well on *Labeled Faces in the Wild* [8] with 98.78% accuracy. By removing the two topmost layers, *i.e.* the softmax and last fully-connected layer (*i.e.* fc8-layer f_{c8}), the CNN model was applied as an *off-the-shelf* feature extractor. Specifically, in our experiment, each face image was fed-forward through the CNN network, producing a 4,096D feature vector from the second-to-last fully-connected layer (*i.e.* fc7-layer or f_{c7}).

3.1.1 Other Related Methods

There are a few related competitive methods. Some of them are designed for kinship problems [12, 3, 15], while others are generic metric learning methods [2]. In our evaluations we pick two representative methods from the two categories above. We also conduct experiments on other related methods, and they do not significantly affect the final performance. We believe the reason is the feature representation dominate the performance.

Table 2. Number of pairs (one-to-one kin relationships) provided in *Families in the Wild*, along with other publicly available kinship image collections.

	KFWII	Sibling Face	Group Face	Family 101	FIW (Ours)
B-B	–	232	40	–	86k
S-S	–	211	32	–	86k
SIB	–	277	53	–	75k
F-D	250	–	69	>213	45k
F-S	250	–	69	>147	43k
M-D	250	–	62	>184	44k
M-S	250	–	70	>148	37k
GF-GD	–	–	–	–	410
GF-GS	–	–	–	–	350
GM-GD	–	–	–	–	550
GM-GS	–	–	–	–	750
Total	1k	720	395	>607	>418k

Neighborhood repulsed metric learning (NRML) [12]: NRML learns a discriminant distance metric for kinship verification problem. Basically it pulls the intraclass samples close while pushes the interclass away in the local neighborhood under the learned metric. We use the code provided by the authors of, and take the recommended settings in our experiments.

Information theoretic metric learning (ITML) [2]: ITML is very popular metric learning tool and it (its variations) has been wide applied in vision problems, e.g., face verification. We use it as another competitive method, and see how it perform given large-amount of kinship image pairs. We use the code provide by the authors, and take the recommended settings in our experiments.

3.2. Experimental Settings

In this section, we provide baseline results FIW on two tasks (*i.e.* kinship verification and family recognition). For kinship verification, we provide results for the four sets of facial features (*i.e.* HOG, LBP, VGG-Face), and then show an improved performance by fine-tuning the VGG-Face deep model on FIW dataset followed by a cosine distance metric. In the second experiment, we include previous state-of-the-art kinship verification or face verification methods after the facial descriptors, and see their performance.

Table 2 lists the total number of pairs— all pairs for each kinship relation type were used. A 5-fold cross validation protocol was used, with each fold of equal size and with no family overlap between training and test data (*i.e.* each family only in a single fold). Then, the average verification rate of the 5-folds is reported. As kinship verification

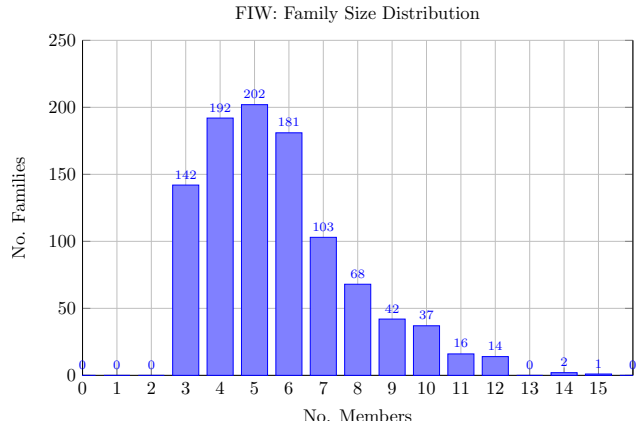


Figure 4. Family size distribution of the FIW dataset.

is essentially a binary classification problem, we also need to generate negative kinship pairs. In our experiments, we randomly generate mismatch pairs as the negative samples, and ensure they have the same size as positive samples. In this way, we will produce a balance training and test data in terms of labels. For each test fold, after the feature extraction step, we will compute the cosine similarity scores of each pair, and use a threshold to determine the kin relation of each pair of images. Then the average performance of ten folds plus standard deviation is reported.

3.3. Results and Analysis

From Table 3, we can see that over all the kinship verification tasks are very challenging. Some relation are relatively easier to recognize (*e.g.*, B-B, SIBS, S-S), as the facial appearance of these pairs are more similar. For other relations, such as parent-child, the best performance is still below 69.4%. Clearly, VGG-Face features are much better than hand-craft features. Moreover, fine-tuning the VGG-Face with FIW data works better than using VGG-Face *off-the-shelf*. It is interesting to note that results of reducing dimensionality of the fine-tuned VGG-Face features with PCA results in the top score for every category, and an overall average of a whopping 71.0% (4.1% percent better than the runner-up, *i.e.* VGG-Face *off-the-shelf*). In other words, we found that discriminant features followed by PCA usually improve the performance, and especially with fine-tuned VGG-Face. It will also reduces the test running time. In our experiments, we reduce features to 100D after PCA. We also notice that for grandparent-child problems, the accuracy is also impressive. We believe the main reason is the limited samples of such relations.

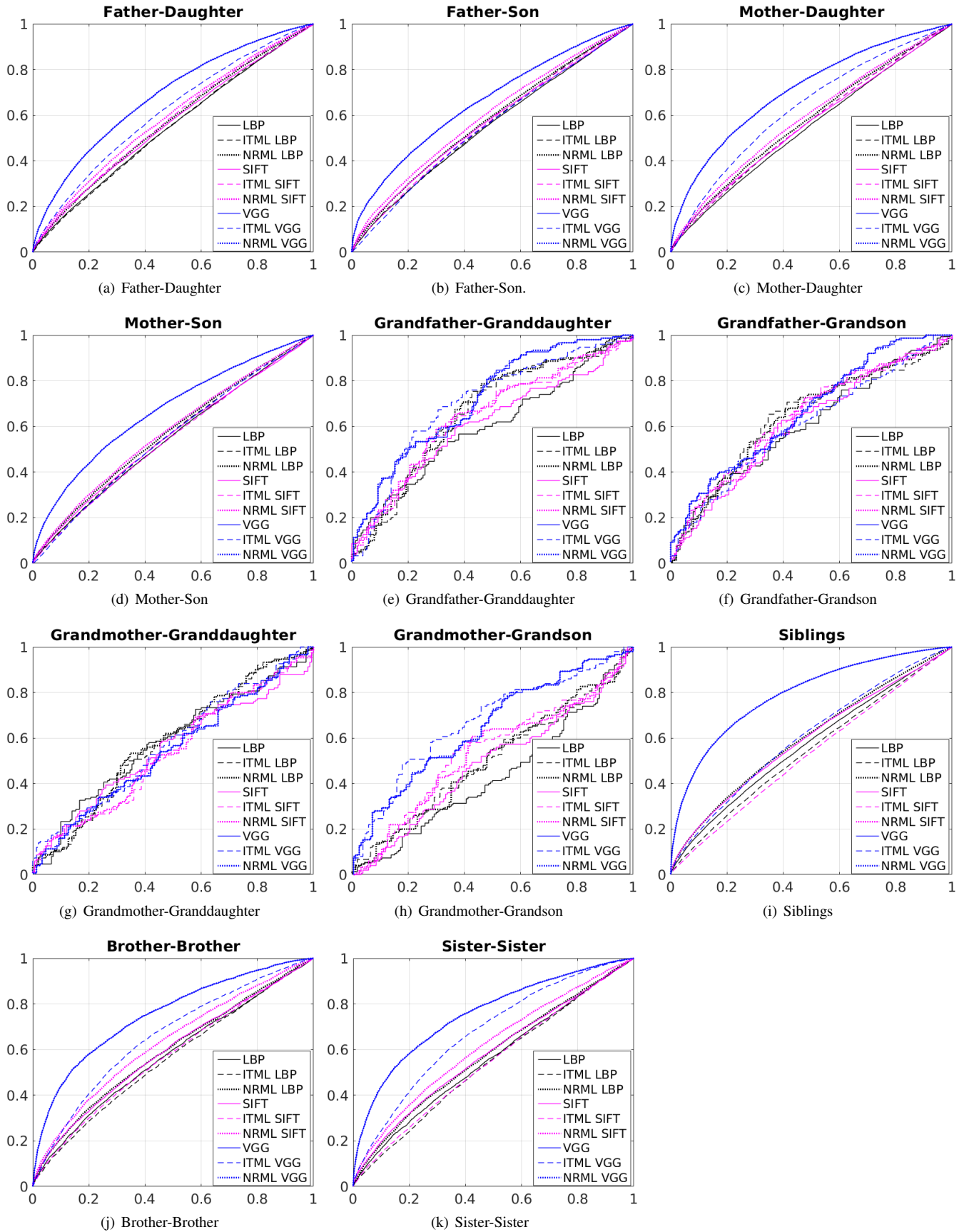


Figure 5. Relation specific ROC curves depicting performance of each method.

Table 3. Verification accuracy scores for 5-fold experiment on FIW– Note that there was no family overlap between folds (*i.e.* members each family only). Top accuracy scores resulted from using the VGG-Face model as an *off-the-shelf* feature extractor.

	F-D	F-S	M-D	M-S	SIBS	B-B	S-S	GF-GD	GF-GS	GM-GD	GM-GS	Avg.
HOG	56.2	56.9	56.8	55.7	59.3	50.3	57.8	62.4	58.9	59.5	57.7	57.4
HOG PCA	56.1	56.5	56.4	55.3	58.7	50.3	57.4	59.3	66.9	60.4	56.9	57.7
LBP	55.0	55.2	55.4	56.0	57.1	57.0	55.9	59.0	56.0	55.8	60.3	56.6
LBP PCA	55.0	55.3	55.4	55.9	57.1	56.8	55.8	58.5	59.1	55.6	60.1	56.8
VGG-Face	64.3	63.6	66.4	64.2	73.2	71.4	70.6	66.1	61.1	64.9	60.4	66.0
VGG-Face PCA	64.4	63.4	66.2	64.0	73.2	71.5	70.8	64.4	68.6	66.2	63.5	66.9

3.3.1 Human Performance on Kinship Verification

We next evaluate human performance on the same kinship verification problem, but with relatively fewer test samples, 200 image pairs. For this, we had twenty humans with no prior training verify 200 pairs from 11 categories:

- 25 of types *F-D*, *F-S*, *M-D*, and *M-S*.
- 14 of types *GF-GD*, *GF-GS*, *GM-GD*, and *GM-GS*.
- 54 sibling pairs, where 12 were *B-B* pairs, 12 were *S-S* pairs, and 24 were *SIB* pairs.

The results are shown in Figure 6. Human performers scored an overall average of 56.6%, which is comparable to the results of LBP and HOG features, but nearly 10% and 15% less than VGG-Face *off-the-shelf* and fine-tuned, respectively. As the Box-and-Whisker chart depicts, there are some categories that humans were comparable or outscored the low-level features (*i.e.* SIFT and LBP). However, VGG-Face was, again, the clear winner on all kinship relation types.

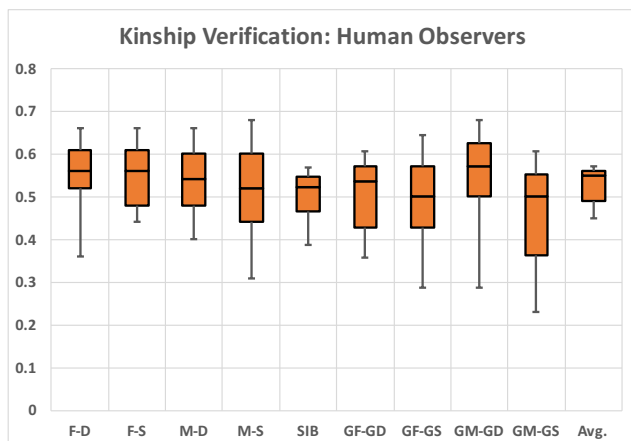


Figure 6. Box-and-Whisker chart to depict the scores of 20 human observers doing kinship verification on FIW dataset.

3.4. Training Philosophy

Weights of a deep network are often pre-trained on other, perhaps more generic source data, which is later fine-tuned to better the target data. This is done to take advantage of a wider source domain available that resembles that of the target in either modality, view, or both [5]. Motivated by DeepID work [17], We fine-tune the VGG-Face model for both family classification and kinship verification as a multi-class family classifier. Different from the face recognition problem, there are multiple identities in one class/family in kinship problems. In this paper, we argue that a high-level feature representation for family features still can be learned in this way and, hence, improve performance on kinship tasks.

As visual kinship essentially involves facial features, we propose to keep the low-level descriptors in VGG-Face, but fine tune the fully-connected layers. Specifically, We replaced the last fully connected layer with a new fully connected layer, followed by an empirical triplet loss function, which has been proved effective in face verification [16].

In family classification task, we replaced the last fully connected layer (*i.e.* fc8-2622D) with a new fully-connected layer (*i.e.* fc8-399D with identity overlap and 316D without identity overlap between training and test splits) and then fine-tuned the last three convolutional layers and all fully-connected layers. The fine-tuning is based on the well-known Caffe [9] framework. The learning rate was initially set to 10^{-5} and decreases by a factor of 10 every 700 iterations. The model was fine-tuned for about 1,400 iterations. The batch size was set to 128 images. The other setting of the network was the same with the original VGG-FACE. Fine-tuning was done on a single GTX Titan X using about 10 GB GPU memory.

3.5. Experimental Setting

We use VGG-Face + SVM as the baseline for family classification, and VGG-Face + cosine score as the baseline for kinship verification. As to SVM, the “one-vs-rest” method is used as our baseline for multi-class classification.

For family classification, we conduct two experiments. One is the family classification with identity overlap. The

Table 4. Family Classification results for 5-fold experiment. By fine-tuning the VGG-Face model by replacing the topmost layer and training the softmax to target 316 families.

Method/Fold	1	2	3	4	5	Avg.
VGG	9.6	14.5	11.6	12.7	13.1	12.3
Fine-tuned	10.9	14.8	12.5	14.8	13.5	13.3

other is without identity overlap. For the first setting, we select out the families which have more than 20 images. That results in 399 families with total 11,158 images. 80% images of each family are randomly selected as the training data and the rest for testing. For the second setting, we extract the families which have more than 5 members in our dataset. Then we choose 5 members which have the most images in each family. This results in 316 families with 7,772 images. Then we split these images into 5 folds. Each fold has one member for all families. Then we do 5 folds cross validation.

For kinship verification, In 5-fold cross validation, for each fold we select the families which have more than 20 images. 80% images of each family are used to fine-tune the model and the rest for validation. We replaced the last fully connected layer with a new fully-connected layer which dimension is equal the number of families. An average of 255 families and 5,786 images are used to fine-tune the model in each fold.

During the fine tuning, the new layer was initialized by random sampling from a Gaussian distribution with zero mean and 10^{-2} standard deviation. The learning rate was initially set to 10^{-4} and decreases by factor of 10 every 10 epochs. The model was fine-tuned for about 20 epochs. The other setting of the network was the same with the original VGG-FACE. The batch size was set to 64 images. The training was conducted on a single GTX Titan X with about 10 GB gpu memory. The output of the softmax was used for family classification, as each dimension maps to a specific family class with its floating point representation representing the probability of the given sample being a particular family.

3.6. Fine-Tuning on Family Classification

For the family classification with identity overlap, 8,763 images are used for training and 2,395 images for testing. One-vs-all linear SVM performs 61.08% on top-1 accuracy. For the fine-tuned softmax classifier, the top-1 accuracy for central crop and 10 crops testing is 66.29% and 68.26%, respectively. For the family classification without identity overlap. 5-fold cross validation is conducted. Each folds contains about 1,500 images. Each time we tested on one fold with the the model fine-tuned on the other four folds. The experiments results of one-vs-rest linear SVM and fine-

tuned softmax are shown in Table 4.

4. Conclusions

We introduced a large-scale dataset with the intent to further promote kinship related tasks in the research community. With a small team and a labelling tool designed to annotate complex hierarchical relationships (*i.e.* family tree structures) in a fast, efficient manner, we were able to build the largest dataset of family photos to date. Our FIW dataset supports multiple tasks with its various label types. We generated and shared several benchmarked results for kinship verification and family recognition using different methods. We utilized a pre-trained CNN model as an *off-the-shelf* feature extractor, which scored higher than other conventional methods. We also conducted an experiment that compared human observers to the machine vision algorithms, showing the pre-trained CNN model already surpasses a humans ability to verify kinship. FIW will be made available online for the research community.

5. Acknowledgements

We would like to thank all members of SMILE Lab who helped with the process of collecting and annotating the dataset.

References

- [1] T. Ahonen, A. Hadid, and M. Pietikainen. Face description with local binary patterns: Application to face recognition. *Pattern Analysis and Machine Intelligence, IEEE Transactions on*, 28(12):2037–2041, 2006.
- [2] J. V. Davis, B. Kulis, P. Jain, S. Sra, and I. S. Dhillon. Information-theoretic metric learning. In *Proceedings of the 24th international conference on Machine learning*, pages 209–216. ACM, 2007.
- [3] A. Dehghan, E. Ortiz, R. Villegas, and M. Shah. Who do i look like? determining parent-offspring resemblance via gated autoencoders. In *Proceedings of the IEEE Conference on Computer Vision and Pattern Recognition*, pages 1757–1764, 2014.
- [4] R. Fang, K. D. Tang, N. Snavely, and T. Chen. Towards computational models of kinship verification. In *Image Processing (ICIP), 2010 17th IEEE International Conference on*, pages 1577–1580. IEEE, 2010.
- [5] R. B. Girshick, J. Donahue, T. Darrell, and J. Malik. Rich feature hierarchies for accurate object detection and semantic segmentation. *CoRR*, abs/1311.2524, 2013.
- [6] Y. Guo, H. Dibeklioglu, and L. van der Maaten. Graph-based kinship recognition. In *ICPR*, pages 4287–4292, 2014.
- [7] G. B. Huang, M. Ramesh, T. Berg, and E. Learned-Miller. Labeled faces in the wild: A database for studying face recognition in unconstrained environments. Technical Report 07-49, University of Massachusetts, Amherst, October 2007.

- [8] G. B. Huang, M. Ramesh, T. Berg, and E. Learned-Miller. Labeled faces in the wild: A database for studying face recognition in unconstrained environments. Technical report, Technical Report 07-49, University of Massachusetts, Amherst, 2007.
- [9] Y. Jia, E. Shelhamer, J. Donahue, S. Karayev, J. Long, R. Girshick, S. Guadarrama, and T. Darrell. Caffe: Convolutional architecture for fast feature embedding. *arXiv preprint arXiv:1408.5093*, 2014.
- [10] D. E. King. Dlib-ml: A machine learning toolkit. *Journal of Machine Learning Research*, 10:1755–1758, 2009.
- [11] D. G. Lowe. Distinctive image features from scale-invariant keypoints. *International journal of computer vision*, 60(2):91–110, 2004.
- [12] J. Lu, X. Zhou, Y.-P. Tan, Y. Shang, and J. Zhou. Neighborhood repulsed metric learning for kinship verification. *Pattern Analysis and Machine Intelligence, IEEE Transactions on*, 36(2):331–345, 2014.
- [13] S. X. M. Shao and Y. Fu. Genealogical face recognition based on ub kinface database. In *Proc. IEEE CVPR Workshop on Biometrics (BIOM)*, 2011.
- [14] O. M. Parkhi, A. Vedaldi, and A. Zisserman. Deep face recognition. In *British Machine Vision Conference*, 2015.
- [15] X. Qin, X. Tan, and S. Chen. Tri-subject kinship verification: Understanding the core of A family. *CoRR*, abs/1501.02555, 2015.
- [16] F. Schroff, D. Kalenichenko, and J. Philbin. Facenet: A unified embedding for face recognition and clustering. In *Proceedings of the IEEE Conference on Computer Vision and Pattern Recognition*, pages 815–823, 2015.
- [17] Y. Sun, X. Wang, and X. Tang. Deep learning face representation from predicting 10,000 classes. In *Proceedings of the IEEE Conference on Computer Vision and Pattern Recognition*, pages 1891–1898, 2014.
- [18] T. F. Vieira, A. Bottino, A. Laurentini, and M. De Simone. Detecting siblings in image pairs. *The Visual Computer*, 30(12):1333–1345, 2014.
- [19] L. Wolf, T. Hassner, and I. Maoz. Face recognition in unconstrained videos with matched background similarity. In *Computer Vision and Pattern Recognition (CVPR), 2011 IEEE Conference on*, pages 529–534. IEEE, 2011.
- [20] S. Xia, M. Shao, and Y. Fu. Kinship verification through transfer learning. In *Proceedings of the Twenty-Second International Joint Conference on Artificial Intelligence - Volume Volume Three, IJCAI'11*, pages 2539–2544. AAAI Press, 2011.
- [21] S. Xia, M. Shao, J. Luo, and Y. Fu. Understanding kin relationships in a photo. *IEEE Transactions on Multimedia*, 14(4):1046–1056, 2012.