

Synchronization of coupled generators of quasiperiodic oscillations

Nataliya V. Stankevich^{1,*}, Alexander P. Kuznetsov²

¹ *Yuri Gagarin State Technical University of Saratov,
Politechnicheskaya 77, Saratov, 410077, Russian Federation*

² *Kotel'nikov's Institute of Radio-Engineering and Electronics of RAS, Saratov Branch,
Zelenaya 38, Saratov, 410019, Russian Federation*

(Dated: May 2, 2019)

The dynamics of two coupled generators of quasiperiodic oscillations is studied. The opportunity of complete and phase synchronization of generators in the regime of quasiperiodic oscillations is obtained. The features of structure of parameter plane is researched using charts of dynamical regimes and charts of Lyapunov exponents, in which typical structures as resonance Arnold web were revealed. The possible quasiperiodic bifurcations in the system are discussed.

Keywords: dynamical systems, quasiperiodic oscillations, synchronization, bifurcations.

*Corresponding author. Tel.: +7 9033290994; fax: +7 8452998810

E-mail address: stankevichnv@mail.ru (N.V.Stankevich)

PACS numbers: 05.45.-a, 05.45.Xt

I. INTRODUCTION

Quasiperiodic oscillations are well-known for the applications in different science and technic [1]-[8]. Therefore the problem of synchronization of this type of oscillations is a highly examine research question in nonlinear dynamics. The interesting problem here is to analyze the task of synchronization of quasiperiodic oscillations, which is less studied than chaotic and periodic oscillations. However, the full theory of synchronization of quasiperiodic oscillations allows us to consider the broad class of possible problems.

In particular, it can be task about dynamics of two coupled autonomous system with quasiperiodic oscillations. Nowadays, there no so many examples of quasiperiodic generators, which is suitable for application nonlinear dynamics methods. As the first it could be mentioned one of the modification of the Chua circuit presented in [8]. However, it is described by piecewise-linear characteristic and, therefore, it is not well studied in the context of the problem of the synchronization of quasiperiodic oscillations [8].

Recently was proposed a modification of Anishchenko-Astakhov generator with autonomous quasiperiodic dynamics [9]-[11], as a result of adding a new variable to a classic generator of Anishchenko-Astakhov. In this case the dimensional of phase space will be equal four. For autonomous system was discovered such a significant result as a doubling of invariant tori [9]. Other important founding were shown for the system of two coupled generators [10]-[11]. For example, was revealed the picture of occurrence of the resonance of invariant tori on the surface of high-dimensional torus. This picture corresponds to cascade of sequence saddle-node bifurcations of invariant tori. With help of the spectrum of the Lyapunov exponent was illustrated how the increasing of frequency detuning in the system lead to the sequence birth of many-frequency torus from two-frequency. This effect was discovered in electronic experiment. However, the

cases of studied were limited by the weak coupling and small frequency detuning. Moreover, in this research only one-parametric analysis is applied. At the same time, it is well known, how important is to consider the case of two-parametric picture, when one analyzes coupled generators.

In the current work we provide two-parametric analysis of the synchronization of quasiperiodic generators in the wide range of changing of the controlling parameters. We work with simpler model of generator of quasiperiodic oscillations with three-dimensional phase space [12], [13], [14].

II. COUPLED GENERATORS OF QUASIPERIODIC OSCILLATIONS

Now we describe a system, which was presented in [12] and which we will use as a generator of quasiperiodic oscillations. This system is the "hybrid" of a self-generator with a hard excitation and a relaxation generator and has a following view::

$$\begin{aligned}\ddot{x} - (\lambda + z + x^2 - \beta x^4)\dot{x} + \omega_0^2 x &= 0, \\ \dot{z} &= \mu - x^2,\end{aligned}\tag{1}$$

where ω_0 ($\omega_0 > 0$) is main frequency of the generator, λ ($\lambda \geq 0$) is the parameter of excitation (negative friction), β ($\beta > 0$) is the response for the saturation of oscillations at large amplitudes. The parameter λ enters to the equation as well as z , which characterizes the state of a charging relaxation element, and its evolution in time is controlled by the second equation. The system (1) has two independent time scales that allows for a two-frequency quasiperiodic dynamics. The first time-scale is the period of oscillations of the self-generator $T = \frac{2\pi}{\omega_0}$, and the second one is the characteristic recovery time of the state storage element $\tau = \mu^{-1}$.

In Fig. 1 are shown the example of phase portrait of the system (1) in the form of invariant torus, quasiperiodic

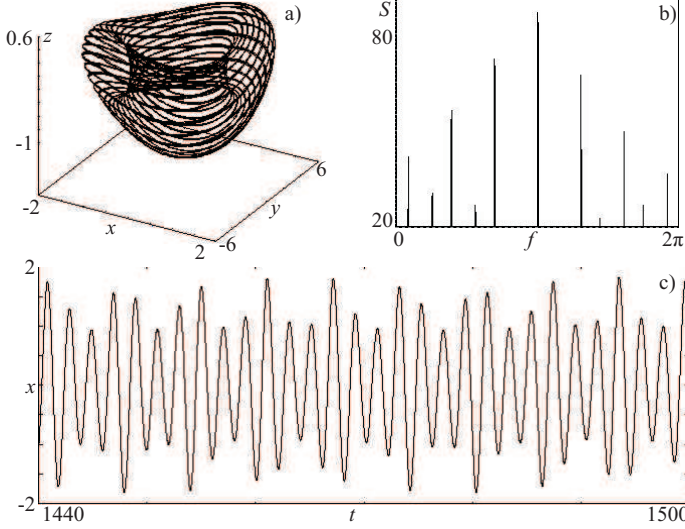


FIG. 1: Phase portrait in the form of invariant torus a), Fourier spectrum b) and time realization c) of the system (1) in quasiperiodic regime; $\lambda = 0$, $\mu = 0.9$, $\omega_0 = \pi$.

time realization $x(t)$ and Fourier spectrum of quasiperiodic regime.

Now let consider a system of two coupled generators of this kind:

$$\begin{aligned} \ddot{x}_1 - (\lambda + z_1 + x_1^2 - \beta x_1^4)\dot{x}_1 + \omega_{01}^2 x_1 + M_C(\dot{x}_1 - \dot{x}_2) &= 0, \\ \dot{z}_1 &= \mu_1 - x_1^2, \\ \ddot{x}_2 - (\lambda + z_2 + x_2^2 - \beta x_2^4)\dot{x}_2 + \omega_{02}^2 x_2 + M_C(\dot{x}_2 - \dot{x}_1) &= 0, \\ \dot{z}_2 &= \mu_2 - x_2^2. \end{aligned} \quad (2)$$

Here x_1, z_1 are variables, which characterize the first generator, and x_2, z_2 are variables of the second generator, M_C is a coefficient of dissipative coupling.

The system (2) is characterized by four independent frequencies, which are determined by a four controlling parameters: the base frequencies of the generators ω_{01}, ω_{02} and frequencies of relaxation oscillations μ_1, μ_2 . We will consider two cases of changing of this parameters.

When we consider the problem of the synchronization of quasiperiodic oscillations, it is important to be sure that the autonomous quasiperiodic regime is stable to changing the controlling parameters. We can use that property of autonomous system (1), that at $\omega_0 > 3$ the resonance tongues became very narrow, and quasiperiodic regimes dominate [12]. Therefore we fix $\omega_{01} = \omega_0$, $\omega_{02} = \omega_0 + \Delta$, where Δ represents controlling frequency detuning. Other parameters we consider to be equal: $\omega_0 = \pi$, $\mu_1 = \mu_2 = 0.9$. For this parameters the first generator in autonomous regime demonstrates quasiperiodic oscillations. Also the second subsystem, mainly, behaves in the regime of autonomous quasiperiodicity with the increasing of frequency detuning Δ .

In Fig. 2 a) the chart of dynamical regimes for the system of coupled generators (2) on the parameter plane the frequency detuning vs coefficient of coupling (Δ, M_C) in

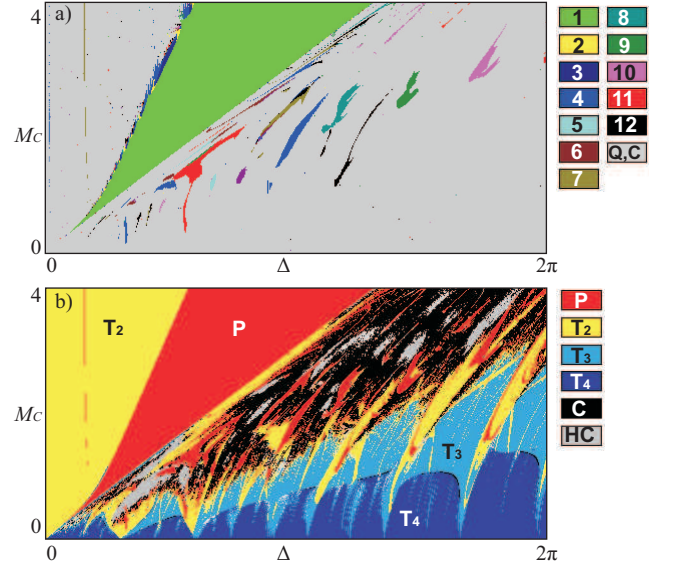


FIG. 2: a) Chart of dynamical regimes, b) chart of Lyapunov exponents of coupled generators (2); $\lambda = 0$, $\omega_0 = \pi$, $\mu_1 = \mu_2 = 0.9$.

the wide range of changing parameters is presented. The regular regimes of different periods are denoted by different colors, the color palette is interpreted in the right part of figure. Non-periodic (chaotic and quasiperiodic) regimes are shown by gray color [17].

For more detailed description of the dynamics of the system (2) also the chart of Lyapunov exponents was constructed. We show it on Fig. 2 b). For this chart the color palette was chosen in corresponding with signature of the spectrum of Lyapunov exponents, so that the following regimes can be visualized:

periodic regime P , $\Lambda_1 = 0 > \Lambda_2 > \Lambda_3 > \Lambda_4 > \Lambda_5 > \Lambda_6$;
two-frequency quasiperiodic regime T_2 , $\Lambda_1 = \Lambda_2 = 0 > \Lambda_3 > \Lambda_4 > \Lambda_5 > \Lambda_6$;
three-frequency quasiperiodic regime T_3 , $\Lambda_1 = \Lambda_2 = \Lambda_3 = 0 > \Lambda_4 > \Lambda_5 > \Lambda_6$;
four-frequency quasiperiodic regime T_4 , $\Lambda_1 = \Lambda_2 = \Lambda_3 = \Lambda_4 = 0 > \Lambda_5 > \Lambda_6$;
chaotic regime C , $\Lambda_1 > \Lambda_2 = 0 > \Lambda_3 > \Lambda_4 > \Lambda_5 > \Lambda_6$;
hyperchaotic regime HC , $\Lambda_1 > \Lambda_2 > \Lambda_3 = 0 > \Lambda_4 > \Lambda_5 > \Lambda_6$.

For beginning, we discuss the largest area of two-frequency regimes, denoted by symbol T_2 on Fig. 2 b). This area has form of Arnold tongue with bottom in a point $\Delta = 0$, $M_C = 0$. Inside this area exists the regime of *phase synchronization of quasiperiodic oscillations*. For more visible results we provide here detailed analysis.

On Fig. 3 is presented a bifurcation tree. It is the dependence of the variables x_1 on the frequency detuning Δ in the Poincaré section by hypersurface $\dot{x}_1 = 0$ at the fixing coupling $M_C = 2$. The bottom figure shows the dependence of winding number w on the parameter Δ ,

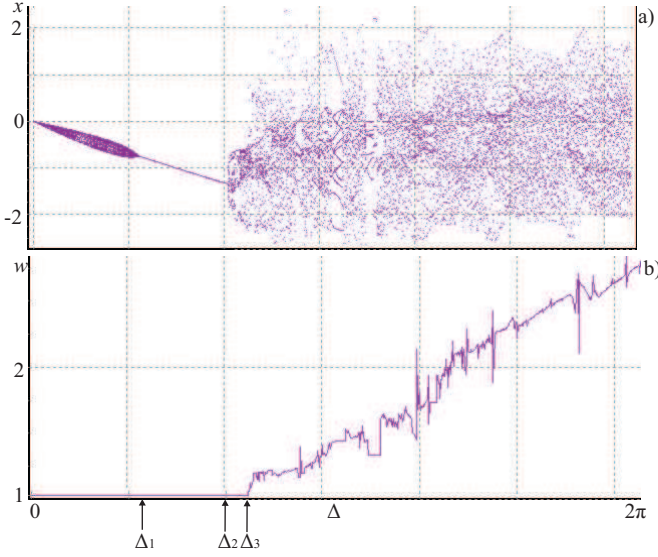


FIG. 3: Bifurcation tree and the dependence of winding number on the frequency detuning for $\lambda = 0$, $\omega_0 = \pi$, $\mu_1 = \mu_2 = 0.9$, $M_C = 2$.

which was calculated by the following equation:

$$w = \lim_{t \rightarrow \infty} \frac{N_t^{x_1}}{N_t^{x_2}}, \quad (3)$$

where $N_t^{x_1}$ is amount of intersections of hypersurface $x_1 = 0$ by phase trajectory, $N_t^{x_2}$ is amount of intersections of hypersurface $x_2 = 0$. As it can be seen from the bifurcation diagram, in the system non-regular, quasiperiodic regime is observed at $\Delta < \Delta_1$. On the dependence of the winding number this interval corresponding constant winding number $w = 1$. Thus, generators are mutually locking, but their oscillations are two-frequency quasiperiodic.

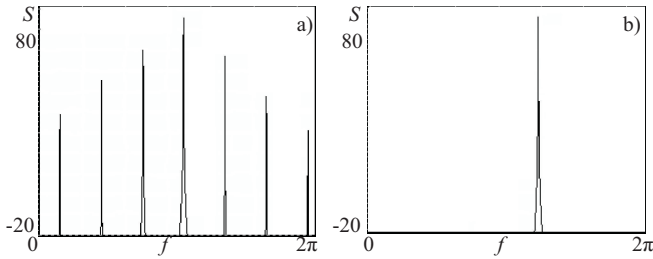


FIG. 4: Fourier spectrums for system (2) at $\lambda = 0$, $\omega_0 = \pi$, $\mu_1 = \mu_2 = 0.9$, $M_C = 2$; a) $\Delta = 0.5$ b) $\Delta = 1.5$.

If we increase the frequency detuning $\Delta_1 < \Delta < \Delta_2$ then periodic regime occurs. In the chart of dynamical regimes (Fig. 2 a)) it corresponds to the area of period-1 marked by green color. Thus, when we go outside from main tongue of two-frequency quasiperiodicity, at the large coupling, the complete synchronization of

generators occurs, and it responds the simplest periodic regimes. We can say, that at enough large coupling and enough large frequency detuning one can observe suppression of quasiperiodic oscillations due to generators interaction. Fig. 4 demonstrates the evolution of the Fourier spectrum at the transition from quasiperiodic phase synchronization to the complete synchronization with locking of all frequency components. The frequency of the occurring main component can be estimated as:

$$\omega_0 = \frac{\omega_{01} + \omega_{02}}{2} = \omega_0 + \frac{\Delta}{2}. \quad (4)$$

Further, in a few interval in the range $\Delta_2 < \Delta < \Delta_3$, how it can see in Fig. 4 a), there is phase synchronization, but the regime again becomes non-periodic (two-frequency).

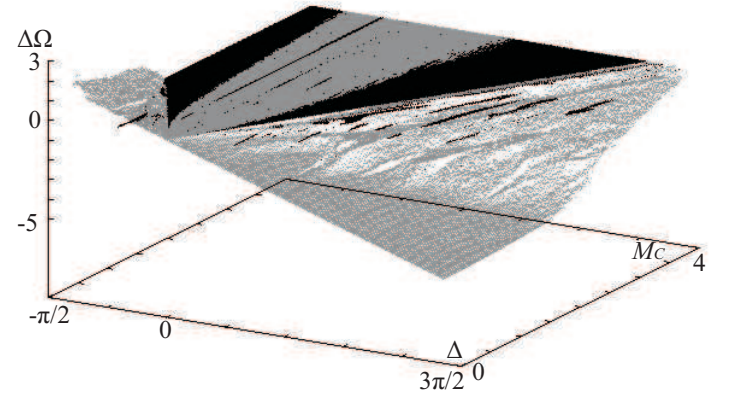


FIG. 5: Dependence of the deference of generators phases on the frequency detuning and coupling. Gray color responds non-regular regimes, black color responds periodic regimes; $\lambda = 0$, $\omega_0 = \pi$, $\mu_1 = \mu_2 = 0.9$.

One more illustration of the phase synchronization in the system (2) is given in Fig. 5. There is a three-dimensional surface, which gives the dependence of a difference of generators phases [18] $\Delta\Omega$ on the frequency detuning and the coefficient of coupling. Moreover, non-regular regimes on this surface are marked by gray color; and periodic regimes are shown by black color. How we can see, the locking of quasiperiodic oscillations happens not only at weak coupling and frequency detuning, but at large values of this parameters.

The tongues of complete synchronization on Fig. 2 a) converge at the decrease of the coupling and has *threshold* by coupling. It is mean, that when we go outside of the main two-frequency area at the small coupling, then will occur quasiperiodic regime of higher dimension, Fig. 2 b). The features of this system consist of that at the small coupling from two-frequency torus birth four-frequency torus. The cause of this is that we consider generators identical by the second frequency parameter: $\mu_1 = \mu_2$. In Fig. 6 the examples of the Fourier spectrums are shown, which illustrated such kind of the tran-

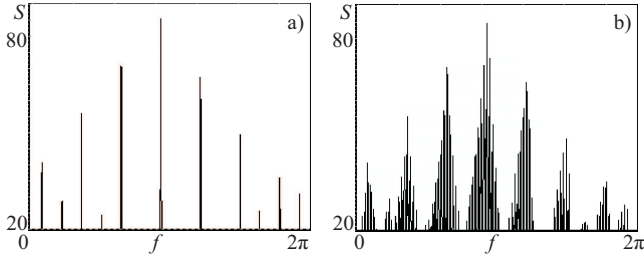


FIG. 6: Fourier spectrums of the system (2) at $\lambda = 0$, $\omega_0 = \pi$, $\mu_1 = \mu_2 = 0.9$, $M_C = 0.07$; a) $\Delta = 0.05$ b) $\Delta = 0.1$.

sition from two-frequency to four-frequency quasiperiodic oscillations. On Fig. 6 a) it is clearly shown, that the spectrum has a character form for two-frequency quasiperiodicity: the main peak, which is surrounding by components-satellites. On Fig. 6 b) is represented the spectrum for four-frequency quasiperiodic regime, where one can see that near each component of the spectrum for the two-frequency regime have birth new components-satellites.

Let us turn to Fig. 2. On Fig 2 b) one can see, that at the small coupling four-frequency tori dominate. On the other hand, there is the set of tongues of three-frequency tori, the bottom of which is disposed on the axis $\Delta = 0$. Tops of this tongues build up along line, which separates band of three-frequency regime occurring at the large coupling. In this band of three-frequency tori the set of tongues of two-frequency quasiperiodicity is embedded. At the large coupling the regime of chaos and hyperchaos occur. In these areas of two-frequency quasiperiodicity, chaos and hyperchaos, there is the set of islands of periodic regimes of high order, but there is not any regular structures. All areas of periodic regimes have threshold by coupling.

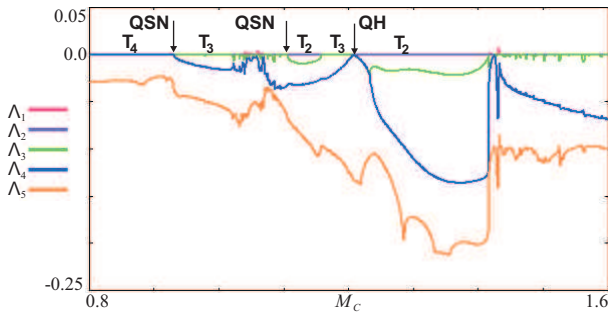


FIG. 7: Dependence of the largest Lyapunov exponents on the coupling and the points of quasiperiodic bifurcations of different types at $\lambda = 0$, $\omega_0 = \pi$, $\mu_1 = \mu_2 = 0.9$, $\Delta = 4.52$.

Now let consider the Fig. 7, in which a dependence of the largest Lyapunov exponents on the coupling for fixed frequency detuning $\Delta = 4.52$ is shown. This dependence allows to describe the torus evolution with coupling increasing. How one can see, the areas of tori with differ-

ent dimension alternate. For the occurrence of different many-dimensional tori respond some special bifurcations: quasiperiodic bifurcations [15]. In our system are possible two type of bifurcations. So, the saddle-node bifurcations of the torus happen in points **QSN**, moreover, this bifurcations can happen with two-frequency torus as like as three-frequency torus. In the point **QH** there is quasiperiodic bifurcation of Hopf-Neimark-Sacker. It is the bifurcation of the soft birth of three-frequency torus from two-frequency torus. To distinguish these two kind of bifurcations one can see by the dependence of Lyapunov exponents on the parameter. In the first case one of the exponent become zero, and equal zero after bifurcation, and the second exponent is always negative. For the Hopf quasiperiodic bifurcation the first and the second Lyapunov exponents before bifurcation have the same value, and both become zero in the bifurcation point. Then the first Lyapunov exponent equals zero, and the second again goes to negative value [15].

III. CASE OF DIFFERENT FREQUENCIES PARAMETERS

How we note above, the system (2) has four frequency parameters, that is why we can consider the dynamics of the system on the another parameter planes. Let consider the dynamics on the parameter plane of base frequencies of generators (ω_{01} , ω_{02}). The parameters μ_1 and μ_2 fix equal and corresponding to the quasiperiodic regime $\mu_1 = \mu_2 = 0.9$. On Fig. 8 the charts of the Lyapunov exponents at the large and weak coupling are shown. The color palette is the same as on Fig. 2 b). How one can see at the large coupling and small frequencies in the system dominates hyperchaos. It is concerned with that autonomous subsystems demonstrate chaos, and the spectrum of Lyapunov exponents of each generator has one positive exponent. When we couple these generators, we get the system, which characterized by the two positive Lyapunov exponents.

On Fig. 8 is clearly shown the symmetry of the picture respect of the line of equal frequencies $\omega_{01} = \omega_{02}$, i.e. the oscillators is identical by the all another parameters. There is a band of two-frequency quasiperiodic regimes along diagonal $\omega_{01} = \omega_{02}$. This band corresponds to the area of quasiperiodic phase synchronization. It is interesting, that width of this band is constant if we will increase the frequencies ω_{01} and ω_{02} .

At the weak coupling $M_C = 0.05$ on Fig. 8 b) the band of phase synchronization become very narrow. In this case on the chart clear shown the *resonance Arnold web* [16]. It is the set of bands of two- and three-frequencies regimes embedded in the area of four-frequency regime. At the intersections of this bands the periodic regimes occur. Such structure of the parameter plane can be explained by the presence in the system different resonances.

On Fig. 9 are given the charts of Lyapunov exponents

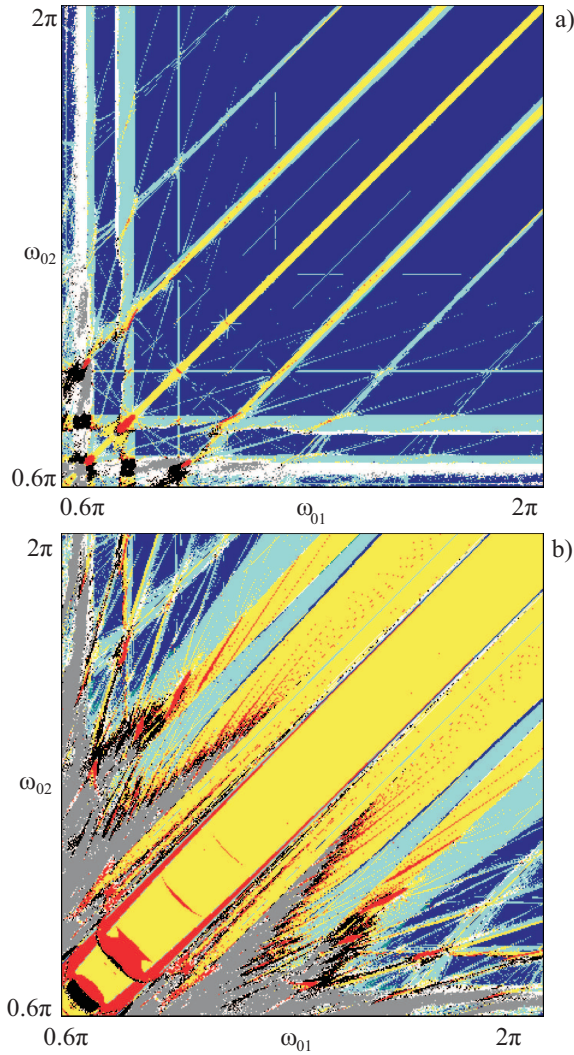


FIG. 8: Chart of Lyapunov exponents on the parameter plane of the base frequencies of generators; a) $M_C = 0.05$, b) $M_C = 0.5$; other parameters: $\lambda = 0$, $\omega_0 = \pi$, $\mu_1 = \mu_2 = 0.9$.

on the parameter plane of two another frequency parameters (μ_1, μ_2) at zero and non-zero frequency detuning. Along diagonal also one can see the area of two-frequency regimes in the form of band with embedded resonances of high order. This area of two-frequency tori is disposed inside island of three-frequency tori. One of the boundary of area of three-frequency quasiperiodicity corresponds quasiperiodic bifurcation Hopf-Neimark-Sacker **QH**, and the second by line of saddle-node bifurcation of two-frequency torus **QSN**. If we add some frequency detuning then near diagonal line occurs area of four-frequency tori.

IV. CONCLUSION

The dynamics of two coupled generators of quasiperiodic oscillations gives the complex picture in the space




FIG. 9: Chart of Lyapunov exponents for system (2); $\lambda = 0$, $\omega_0 = \pi$, $\mu_1 = \mu_2 = 0.9$, $M_C = 0.1$, a) $\Delta = 0$, b) $\Delta = 0.75$.

of controlling parameters. There is can be phase synchronization of quasiperiodic oscillations as like as complete synchronization with locking of all frequency components. The complete synchronization has threshold by the coupling. In the picture of frequency detuning vs coupling there are the set of tongues of three-frequency tori, intersection of which form the band of three-frequency regimes. In this band are embedded areas of two-frequency quasiperiodic oscillations and islands of periodic regimes of high order. In the system can happen saddle-node bifurcations of different dimensional tori, and quasiperiodic Hopf-Neimark-Sacker bifurcations. On the parameter plane of base frequencies of generators occur the resonance Arnold web at the weak coupling. With increasing coupling Arnold web is destroying.

This research was supported, in part, by the grants of RFBR No.14-02-00085

-
- [1] A. Pikovsky, M. Rosenblum, J. Kurths, *Synchronization: A Universal Concept in Nonlinear Science* (Cambridge University Press, Cambridge, England, 2001).
 - [2] P.S. Landa, *Nonlinear Oscillations and Waves in Dynamical Systems* (Kluwer Academic Publishers, Dordrecht, 1996).
 - [3] Glass L. and MacKey M.C. *From Clocks to Chaos*. Princeton University Press, 1988. 248 pp.
 - [4] Balanov A.G., Janson N.B., Postnov D.E., Sosnovtseva O. *Synchronization: from simple to complex*. Springer, 2009. 426 pp.
 - [5] Glazier J.A. and Libchaber A. Quasi-Periodicity and Dynamical Systems: An Experimentalist's view // IEEE Trans. Circuits and Systems, 1988, Vol. 35, No 7, pp. 790-809
 - [6] Izhikevich E.M. Neural excitability, spiking and bursting // International J. of Bifurcation and Chaos, 2000, Vol. 10, No 6, pp. 1171-1266.
 - [7] Straube R., Flockerzi D., Muller S.C., and Hauser M.J.B. Origin of bursting pH oscillations in an enzyme model reaction system // Phys. Rev. E, 2005, Vol. 72, 066205.
 - [8] Matsumoto T., Chua L., Tokunaga R. Chaos via torus breakdown // IEEE Transactions on Circuits and Systems, 1987, Vol. 34, No 3, pp. 240- 253.
 - [9] Anishchenko V.S., Nikolaev S.M., Tech. Phys. Lett., 31, 853 (2005).
 - [10] Anishchenko V., Nikolaev S. and Kurths J. Winding number locking on a two-dimensional torus: Synchronization of quasiperiodic motions // Phys. Rev. E, 2006, Vol. 73, 056202.
 - [11] Anishchenko V.S., Nikolaev S.M., Kurths J. Peculiarities of synchronization of a resonant limit cycle on a two-dimensional torus // Phys. Rev. , 2007, Vol. 76, 046216.
 - [12] Kuznetsov A.P., Kuznetsov S.P., Stankevich N.V. A simple autonomous quasiperiodic self-oscillator // Communications in Nonlinear Science and Numerical Simulation, 2010, Vol. 15, pp. 1676-1681.
 - [13] Kuznetsov A.P., Kuznetsov S.P., Mosekilde E. and Stankevich N.V. Generators of quasiperiodic oscillations with three-dimensional phase space // The European Physical Journal Special Topics, 222, 2013, No 10, pp. 2391-2398.
 - [14] Kuznetsov A.P., Kuznetsov S.P., Mosekilde E. and Stankevich N.V. Co-existing hidden attractors in a radiophysical oscillator system // Journal of Physics A: Mathematical and Theoretical, 48, 2015, No 12, 125101.
 - [15] Broer H., Simo C., Vitolo R. Quasi-periodic bifurcations of invariant circles in low-dimensional dissipative dynamical systems // Regular and Chaotic Dynamics, 2011, Vol. 16, 1-2, pp. 154-184.
 - [16] Broer H., Simo C., Vitolo R. The Hopf-saddle-node bifurcation for fixed points of 3D-diffeomorphisms: the Arnol'd resonance web // Reprint from the Belgian Mathematical Society, 2008, p. 769-787.
 - [17] The period of oscillations determine as/like the period of cycle in the Poincaré section by hypersurface $\dot{x}_1 = 0$
 - [18] In this case attractors is phase-coherent, and their phases can be determined geometrically [1].