

GeoGebra Tools with Proof Capabilities

Zoltán Kovács

*Private University College of Education
of the Diocese of Linz, Austria*

Csilla Sólyom-Gecse

Babeş-Bolyai University, Cluj-Napoca, Romania

March 4, 2016

Abstract

We report about significant enhancements of the complex algebraic geometry theorem proving subsystem in GeoGebra for automated proofs in Euclidean geometry, concerning the extension of numerous GeoGebra tools with proof capabilities. As a result, a number of elementary theorems can be proven by using GeoGebra's intuitive user interface on various computer architectures including native Java and web based systems with JavaScript. We also provide a test suite for benchmarking our results with 200 test cases.

1 Introduction

GeoGebra is an educational mathematics software tool, with millions of users. In 2005, its founder Markus Hohenwarter broadened its software development into an open source project. GeoGebra's features (including dynamic geometry, computer algebra, spreadsheets and function investigation) primarily focus on facilitating student experiments in Euclidean geometry, and not on formal reasoning. Including automated deduction tools in GeoGebra's dynamic geometry system (DGS) could introduce a whole new range of learning and teaching scenarios.

Since automated theorem proving (ATP) in geometry has reached a rather mature stage, in 2010 some ATP experts agreed on starting a project of incorporating and testing a number of different automated provers for geometry in GeoGebra. This collaboration was initiated by Tomás Recio. Since the initial kickstart this project reached the following milestones:

1. A workshop for **theoretical planning** took place in Santiago de Compostela, Spain, February 2011.

2. A second workshop for **implementation planning** took place in Alcalá de Henares, Spain, January 2012.
3. A **prototype** implementation was presented in Alcalá de Henares in June 2012 by demonstrating 44 test cases using 5 different theorem prover methods [2, 12].
4. **First public release** in GeoGebra 5.0 in October 2014 with 60 test cases [4].
5. Full **documentation** and fixing several issues according to users' feedback in July 2015 in [15].
6. **Extension** of the set of the translated dynamic geometry construction tools to cover 200 test cases.

In this paper we report about the last milestone. In section 2 we give a comprehensive overview about the first milestones. Section 3.1 summarizes our results by focusing on the general improvements in GeoGebra. Section 3.2 shows some tables concerning our test results. Section 4 sketches up our next planned steps for another milestone in the implementation.

2 Overview

An interactive prover system designed mainly for secondary school students can differ from expert prover systems in some aspects. For example, *GCLC* [9] and *OpenGeoProver* [19] process a program code written in its special language and print the output as a precise report about the computation details. By contrast, a DGS tool should collect all pieces of information about the relationships of the objects purely by analyzing the construction being created by point-and-click edits and possibly some other input parameters for the prover commands; finally the output is typically a yes/no answer and eventually some extra prescribed conditions to avoid degeneracy cases.

There is a plenty of literature on reports on successful applications of DGS by extending one with an ATP subsystem. Among them, here we mention *GeoProof* [18] and *LADucation* [1] which are open-sourced, and thus it is possible to continue their efforts by external researchers also. A publicly available variant of LADucation was already able to import a GeoGebra construction and set up an equation system which was solved by an external computer algebra system (CAS). Other systems including *JGEX* [24] and *Cinderella* [11] are not open-sourced, but built upon a similar approach: visualizations in the DGS must be supported by ATP computations.

Our project harnessed GeoGebra's success in the classrooms and tried to address some problems of the existing DGS/ATP prototypes including small distribution, being unmaintained or incomplete operation. In our solution in GeoGebra a user creates a dynamic geometry construction which contains free

points and dependent points as usual. All dependent points are already determined by the free points, however, all free points can be dragged by the user as desired. When a free point is dragged, some dependent points will also be changed by following the definitions in the construction steps. In such a way geometric theorems can be visualized by experiment.

This technique is well known in the world of DGS. Going one step forward, an ATP subsystem can give a more sound answer whether the visually obvious facts (for example, if three dependent points in a given construction are always collinear) generally hold. GeoGebra’s command line interface with its **Prove** and **ProveDetails** commands and the graphical *Relation Tool* [16] introduce a higher level interface to investigate the problem setting by using an ATP subsystem.

Proving Euclidean elementary geometry theorems was introduced in GeoGebra with its version 5 in September 2014. A report [4] shows a benchmark about 60 theorems which can be directly checked with the **Prove** and **ProveDetails** commands in GeoGebra. More details are shown in [14] about how the prover subsystem is embedded to GeoGebra’s user interface intuitively by using and extending the Relation Tool.

There are several approaches to compute a proof internally by using GeoGebra’s *portfolio prover* [13], including

- Wu’s method [23] by using OpenGeoProver externally, and also
- the area method [6] (via OpenGeoProver), moreover
- Recio’s exact check method [12] and
- the Gröbner basis method [10, 17].

In our present work we focused on the internally implemented *Gröbner basis method* which translates the geometric objects to algebraic equations directly and manipulates on the algebraic equation system by eliminating the dependent variables. Our work could be however used for Wu’s method also, since we just defined a set of equations to translate geometric construction tools into an algebraic approach. We used complex algebraic geometry in our computations which is a standard way to set up a Euclidean geometry question (see [7, chapter 6]).

3 Our enhancements

We report about our contributions to GeoGebra in two major areas:

1. Implementation of symbolic equations for various geometric tools (section 3.1).
2. Creating a number of tests to extend the benchmarks (section 3.2).

3.1 Symbolic equations

GeoGebra’s geometry tools have been classified by [20, p. 104] as “easy to use”, “middle” and “difficult to use”. Preiner defines two criteria for a tool to be easy (p. 121):

1. The tool does not depend on already existing objects, or just requires existing points which can also be created ‘on the fly’ by clicking on the drawing pad. The order of actions is irrelevant and no additional keyboard input is required.
2. The tool directly affects only one type of existing object or all existing objects at the same time and requires just one action. Again, the order of actions is irrelevant and no additional keyboard input is required.

The basic concept in our work was to implement theorem proving features for the easier tools in GeoGebra. Also it was important that the usually discussed classroom theorems can be quickly constructed by using the easier tools. The classroom theorems usually require points, segments, rays, lines and circles, and angles. For some more advanced topics tangents, parabolas, ellipses and hyperbolas may be needed.

3.1.1 Translating geometry to algebra

Implementing *angles* and *conics* may have theoretical difficulties in our approach. For *angles*, we refer to the fact that it is not possible to define only the interior bisector of an angle: we always need to work together with internal and external angles at the same time (cf. [5, p. 40]). This is a consequence of handling angles: there is no way to check equality unless one computes the tangent of them, that is, instead of checking $\alpha = \beta$ one verifies $\tan(\alpha) = \tan(\beta)$ and these formulas are equivalent only if we set up some restrictions, say $0 \leq \alpha, \beta < \pi$. In this sense we cannot distinguish 0° and 180° .

For *conics*, ellipses and hyperbolas must also be handled as non-distinguishable objects, because using the synthetic approach we need to define them with their foci, and the defining relations are the same. More precisely, given foci A and B and conic point C , another point P is an element of the conic if and only if $AC + CB = AP + PB$ in the case of an ellipse and $|AC - CB| = |AP - PB|$ (that is, $(AC - CB)^2 = (AP - PB)^2$) in the case of a hyperbola. Since the lengths in these equations are non-negative quantities, we either need to add constraints $AC \geq 0, CB \geq 0, AP \geq 0$ and $PB \geq 0$ (which are not possible in complex algebraic geometry due to lack of inequalities), or we need to use the squared quantities AC^2, CB^2, AP^2 and PB^2 and express these equations exclusively by them. In this second case we need to eliminate the non-squared quantities from the equation. With the help of the following computer algebra command we learn that for both the ellipse and the hyperbola we get the same product of 8th degree (here we used Giac [14] for computations):

```
>> factor(eliminate([AC+CB=AP+PB, AC^2=ac^2, CB^2=cb^2, AP^2=ap^2, PB^2=pb^2], [AC, CB, AP, PB]))
```

returns

```
[(ac-cb-ap-pb)*(ac-cb-ap+pb)*(ac-cb+ap-pb)*(ac-cb+ap+pb)*(ac+cb-
ap-pb)*(ac+cb-ap+pb)*(ac+cb+ap-pb)*(ac+cb+ap+pb)]
```

which has the same result as for the input

```
>> factor(eliminate([(AC-CB)^2=(AP-PB)^2,AC^2=ac^2,CB^2=cb^2,AP
^2=ap^2,PB^2=pb^2],[AC,CB,AP,PB]))
```

Interpreting the result, it is only possible to define the set $AC \pm CB = \pm AP \pm PB$ in the complex algebraic geometry sense which consists of 8 theoretical curves:

1. $AC + CB = AP + PB$, the ellipse,
2. $AC + CB = AP - PB \Leftrightarrow AC + CB + BP = AP$, which—according to the triangle inequality—is possible only in a degenerate case when A , B and C (and also P) are collinear,
3. $AC + CB = -AP + PB \Leftrightarrow PA + AC + CB = PB$, similar to the previous collinear case,
4. $AC + CB = -AP - PB \Leftrightarrow AC + CB + AP + PB = 0$ which is possible only in a degenerate case when $A = B = C = P$,
5. $AC - CB = AP + PB \Leftrightarrow CA + AP + PB = CB$, similar to the former collinear cases,
6. $AC - CB = -AP + PB$, one branch of the hyperbola,
7. $AC - CB = AP - PB$, the other branch of the hyperbola,
8. $AC - CB = -AP - PB \Leftrightarrow CA + AP + PB = CB$, again similar to the former collinear cases.

That is, we indeed obtained that an ellipse and a hyperbola cannot be distinguished in this model (but all other non-degenerate curves can be distinguished from them). This issue will give some limitations to investigate special features of conics, but still enable investigating some common features of them. For example, the following generalization of Pascal's hexagon theorem for conics holds (see Fig. 1):

Theorem 1. *Let c be the union of an ellipse and a hyperbola, both defined with foci A , B and circumpoint C . Let a denote line AB and let the perpendicular bisector of a be b . Let C' be the reflection of C to the line a and C'' to b . Also let us take an arbitrary point D on c and by reflection to a and b , respectively, obtain points D' and D'' . Now the intersections of CD and $C'D''$, CD' and $C''D''$, moreover $C'D$ and $D'D''$ will be collinear.*

A consequence of this example that some *formulas* can also be difficult to distinguish, and may require further investigation by using elimination and factorization with the help of a CAS.

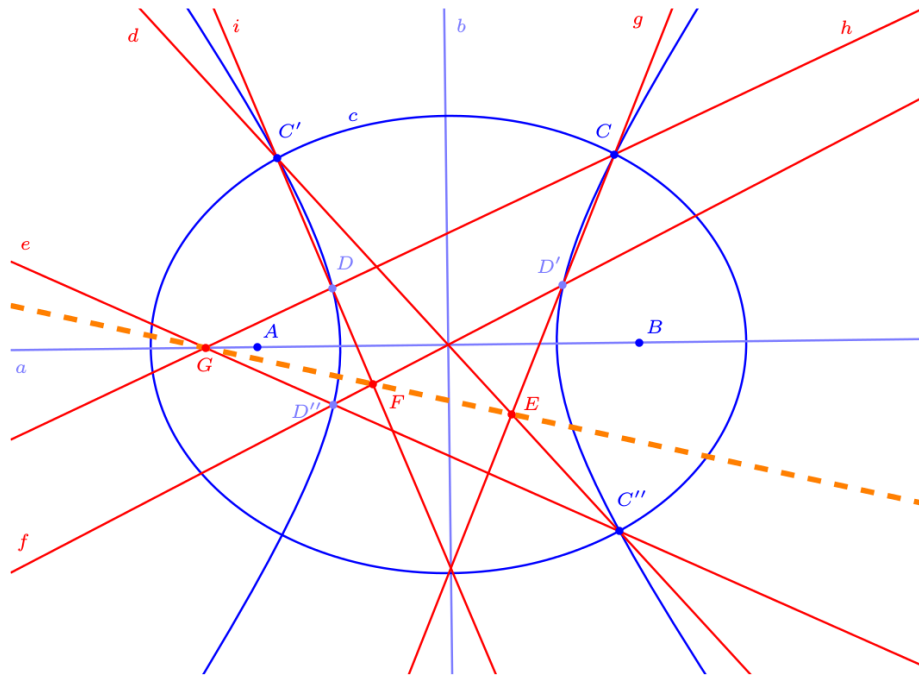


Figure 1: A generalization of Pascal's hexagon theorem

In general, when a construction is given, it is important to identify geometrical *hypotheses* which are non-distinguishable from other geometrical hypotheses because they are translated with the same algebraic formula. When the prover *disproves* the respective statement in the algebraic translation, it should not be interpreted that the geometry statement was *false*. This is the case when attempting to prove that the internal bisectors of a triangle are concurrent: the algebraic translation actually *disproves* that the union of the internal and external angle bisectors are concurrent.















Also it is important to identify geometrical *theses* which are non-distinguishable from other geometrical theses because they are translated with the same algebraic formula. When the prover *proves* the respective statement in the algebraic translation, it should not be interpreted that the geometry statement was *true*.












3.1.2 The implemented tools

Apart from considering these issues, we managed to handle many typical classroom situations, and we report that most “easy” tools are implemented, and also some other tools from the “middle” and “difficult to use” toolset.

The following basic geometrical shapes are now implemented: segment, line, ray and vector, each defined by two points, circle defined with center and through

point or through three points, angle, parabola with focus point and directrix, ellipse and hyperbola defined with two focus points. This table summarizes them, and also those tools which can operate on the basic geometrical shapes (the latter ones printed in italicized description, underlined objects are new enhancements compared to [15]):

Tool	Description	Difficulty	Implementation remarks
	Point	easy	
	Line	easy	
	Segment	easy	
	Circle through 3 Points	easy	
	<i>Midpoint or Center</i>	easy	points and segments
	<i>Perpendicular Bisector</i>	easy	at line and segment
	<u>Area</u>	easy	<u>polygons of</u>
	<u>Ray</u>	middle	
	<u>Vector</u>	middle	
	<u>Angle</u>	middle	
	Circle with Center through Point	middle	
	<u>Polygon</u>	middle	
	<i>Intersect</i>	middle	line with line (cannot decide properly for segments), with circle, <u>with parabola</u> , <u>with ellipse</u> , <u>with hyperbola</u> ; circle with circle (for other conics we cannot decide properly)
	<i>Perpendicular Line</i>	middle	at line through point

	<u>Parallel Line</u>	middle	<u>with line through point</u>
	<u>Angular Bisector</u>	middle	<u>angle defined by three points</u>
	<u>Tangents</u>	middle	<u>at circle, parabola, ellipse/hyperbola</u>
	<u>Reflect about Point</u>	middle	<u>point, line, circle, parabola, ellipse, hyperbola</u>
	<u>Reflect about Line</u>	middle	<u>point, line, circle, parabola</u>
	<u>Rotate around Point</u>	difficult	<u>with known angles: 0°, $\pm 30^\circ$, $\pm 45^\circ$, $\pm 60^\circ$, $\pm 90^\circ$, $\pm 180^\circ$</u>
	<u>Translate by Vector</u>	difficult	<u>point</u>
	<u>Reflect about Circle</u>	—	<u>point, circle</u>
	<u>Parabola</u>	—	<u>with focus point and directrix</u>
	<u>Hyperbola</u>	—	<u>with foci and circumpoint</u>
	<u>Ellipse</u>	—	<u>with foci and circumpoint</u>

The remaining, yet unimplemented “easy” tools in GeoGebra are: *Conic through 5 Points* and *Slope*. The former one is actually not widely used in the classroom, and the latter is a non-synthetic tool, that is, it is related to *analytic geometry*. Some other missing, but planned features are listed in section 4.

3.1.3 An example

Theorem 2. *Let c be a circle with center A and circumpoint B . Let a be a line through B and C . Now—not considering some degenerate cases—reflecting line a about c the image is a circle, that is, for arbitrary point $D \in a$ its reflection D' about c always lies on the same circle (which is the circumcircle of points A , B' ($= B$) and C' , where B' and C' are the mirror images of B and C about c , respectively).*

In other words, *an inversion translates lines to circles in general*. To use GeoGebra’s Relation Tool (see Fig. 2) one needs to set up the construction as described in the Algebra View on the left (either by selecting tools from the top, or by using commands in the Input Bar on the bottom). Finally one has to

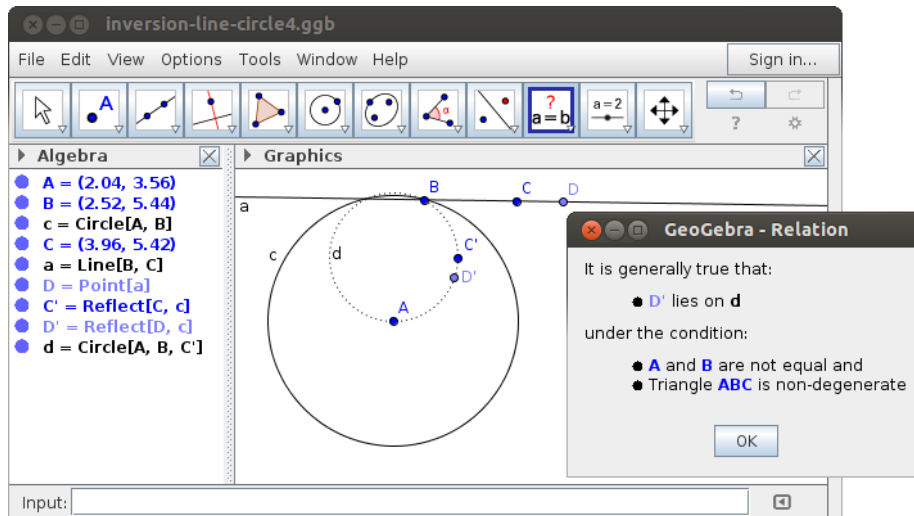


Figure 2: Inversion translates lines to circles

select the Relation Tool from the top and choose point D' and line d (or enter the command `Relation[D,d]` in the Input Bar). GeoGebra now numerically checks if $D \in d$, the answer is yes, and the user can request a symbolical check by clicking on “More...”. Finally GeoGebra concludes that—under some *non-degeneracy* conditions—the statement is generally true.

From the computational point of view, GeoGebra here uses the Gröbner basis method. Thus it sets up the following 6 equations in 13 variables, but point A will be fixed to the origin (so there are only 11 variables remaining). The following log information is printed only in debug mode in GeoGebra, including the timestamp in the first column:

```

19:48:26.550 // Free point A(v1,v2)
19:48:26.550 // Free point B(v3,v4)
19:48:26.550 c = Circle[A, B] /* Circle through B with center A */
19:48:26.551 // Free point C(v5,v6)
19:48:26.551 a = Line[B, C] /* Line through B, C */
19:48:26.551 D = Point[a] /* Point on a */
19:48:26.555 // Constrained point D'(v7,v8)
19:48:26.555 Hypotheses:
19:48:26.555 1. -1*v7*v6+v8*v5+v7*v4+-1*v5*v4+-1*v8*v3+v6*v3
19:48:26.556 C' = Mirror[C, c] /* C mirrored at c */
19:48:26.560 // Constrained point C'(v9,v10)
19:48:26.561 2. -1*v9*v6^2+-1*v9*v5^2+v5*v4^2+v5*v3^2+2*v9*v6*v2+-2*v5*v4*v2+-1*v9*v2^2+v5*
v2^2+v6^2*v1+2*v9*v5*v1+v5^2*v1+-1*v4^2*v1+-2*v5*v3*v1+-1*v3^2*v1+-2*v6*v2*v1+2*v4*v2*
v1+-1*v9*v1^2+-1*v5*v1^2+2*v3*v1^2
19:48:26.562 3. -1*v10*v6^2+-1*v10*v5^2+v6*v4^2+v6*v3^2+2*v10*v6*v2+v6^2*v2+v5^2*v2+-2*v6*v4
*v2+-1*v4^2*v2+-1*v3^2*v2+-1*v10*v2^2+-1*v6*v2^2+2*v4*v2^2+2*v10*v5*v1+-2*v6*v3*v1+-2*
v5*v2*v1+2*v3*v2*v1+-1*v10*v1^2+v6*v1^2
19:48:26.562 D' = Mirror[D, c] /* D mirrored at c */
19:48:26.566 // Constrained point D'(v11,v12)
19:48:26.567 4. -1*v11*v8^2+-1*v11*v7^2+v7*v4^2+v7*v3^2+2*v11*v8*v2+-2*v7*v4*v2+-1*v11*v2^2+
v7*v2^2+v8^2*v1+2*v11*v7*v1+v7^2*v1+-1*v4^2*v1+-2*v7*v3*v1+-1*v3^2*v1+-2*v8*v2*v1+2*v4*
v2*v1+-1*v11*v1^2+-1*v7*v1^2+2*v3*v1^2
19:48:26.568 5. -1*v12*v8^2+-1*v12*v7^2+v8*v4^2+v8*v3^2+2*v12*v8*v2+v8^2*v2+v7^2*v2+-2*v8*v4

```

```

*v2+-1*v4^2*v2+-1*v3^2*v2+-1*v12*v2^2+-1*v8*v2^2+2*v4*v2^2+2*v12*v7*v1+-2*v8*v3*v1+-2*
v7*v2*v1+2*v3*v2*v1+-1*v12*v1^2+v8*v1^2
19:48:26.568 Hypotheses have been processed.
19:48:26.574 Substitutions: {v1=0, v2=0}
19:48:26.574 Thesis reductio ad absurdum (denied statement)...
19:48:26.586 6. -1+-1*v13*v11*v10^2*v4+v13*v12^2*v9*v4+v13*v11^2*v9*v4+-1*v13*v11*v9^2*v4+
v13*v11*v10*v4^2+-1*v13*v12*v9*v4^2+-1*v13*v12^2*v10*v3+-1*v13*v11^2*v10*v3+v13*v12*v10
^2*v3+v13*v12*v9^2*v3+v13*v11*v10*v3^2+-1*v13*v12*v9*v3^2+v13*v11*v10^2*v2+-1*v13*v12
^2*v9*v2+-1*v13*v11^2*v9*v2+v13*v11*v9^2*v2+-1*v13*v11*v4^2*v2+v13*v9*v4^2*v2+v13*v12
^2*v3*v2+v13*v11^2*v3*v2+-1*v13*v10^2*v3*v2+-1*v13*v9^2*v3*v2+-1*v13*v11*v3^2*v2+v13*v9
*v3^2*v2+-1*v13*v11*v10*v2^2+v13*v12*v9*v2^2+v13*v11*v4*v2^2+-1*v13*v9*v4*v2^2+-1*v13*
v12*v3*v2^2+v13*v10*v3*v2^2+v13*v12^2*v10*v1+v13*v11^2*v10*v1+-1*v13*v12*v10^2*v1+-1*
v13*v12*v9^2*v1+-1*v13*v12^2*v4*v1+-1*v13*v11^2*v4*v1+v13*v10^2*v4*v1+v13*v9^2*v4*v1+
v13*v12*v4^2*v1+-1*v13*v10*v4^2*v1+v13*v12*v3^2*v1+-1*v13*v10*v3^2*v1+-1*v13*v11*v10*v1
^2+v13*v12*v9*v1^2+v13*v11*v4*v1^2+-1*v13*v9*v4*v1^2+-1*v13*v12*v3*v1^2+v13*v10*v3*v1^2
19:48:26.592 Eliminating system in 11 variables (6 dependent)

```

Then the underlying CAS (here Giac) eliminates variables $v_8, v_9, v_{10}, v_{11}, v_{12}$ and v_{13} to describe non-degeneracy conditions between the coordinates of the free points. The obtained equation system in factorized form is produced in the following output (which is compatible with Singular's arrays, cf. [15, p. 146]):

```

[1]:
[1]:
_ [1]=1
_ [2]=-v6^2-v5^2
_ [3]=v7
[2]: 1,1,1
[2]:
[1]:
_ [1]=1
_ [2]=v4^2+v3^2
_ [3]=v5
_ [4]=v7
[2]: 1,1,1,1
...
[12]:
[1]:
_ [1]=1
_ [2]=v4*v6*v7^3-v4*v6*v7^2*v3-v4*v6*v7*v5^2+v4*v6*v5^2*v3-v6^2*v5*v3^2+v7^3*v5*v3-v7^2*v5*
v3^2-v7*v5^3*v3
[2]: 1,1
[13]:
[1]:
_ [1]=1
_ [2]=v4^2+v3^2
_ [3]=-v5*v4+v6*v3
_ [4]=-1
[2]: 2,2,1,1

```

This is interpreted by GeoGebra as 13 possible sets of degeneracy conditions. Here—because of its geometrical meaning, simplicity and being fully synthetic—the 13th set will be selected, which means: “if $(v_4^2+v_3^2)^2*(-v_5*v_4+v_6*v_3)$ differs from 0, then the thesis will be true on all possible values of the coordinates of the free points”. Since $A = (0, 0)$, $B = (v_3, v_4)$ and $C = (v_5, v_6)$, this clearly means that the two non-degeneracy conditions being shown are “ A differs from B ” (that is, circle c is non-degenerate) and “ A, B and C are not collinear” (that is, such a line must be chosen for a which is not going through the center of c).

Finally, GeoGebra concludes that

```

19:48:26.714 Statement is GENERALLY TRUE
19:48:26.714 Benchmarking: 487 ms

```

```
19:48:26.717 OUTPUT for ProveDetails: null = {true, {"AreCollinear[A,B,C]", "AreEqual[A,B]"}}}
```

This computation is done faster than half of a second.¹

3.1.4 Technical notes

Technically speaking, GeoGebra is a Java application. From the developer’s point of view, the Java public interface `SymbolicParametersBotanaAlgo` has to be implemented in GeoGebra’s `Algo*` classes by creating suitable algebraic equations (and corresponding new variables) to describe the symbolic background of a newly used tool.²

To check the validity of a thesis, the public interface `SymbolicParametersBotanaAlgoAre` must be implemented.³ Currently the following checks are implemented: collinearity, concurrency, concyclicity, congruency, equality, parallelism, perpendicularity, incidence, and formula checking (to prove equations).

3.2 Benchmarks

In our improvements the benchmark suite was extended by additional 140 theorems. 57 of these extra tests were chosen from [5]—these tests were computed in Chou’s book by using Wu’s [23] characteristic method.

Here we summarize our results by sharing a list of the recent benchmarking outputs. GeoGebra’s prover benchmarking system is available as a command line tool in its source folder `test/scripts/benchmark/prover/`.

3.2.1 Desktop version

GeoGebra’s desktop version runs as a Java native application on the mostly used operating system platforms including Windows, Mac OS X and Linux. Due to the internally used native Giac CAS each platform requires its own compiled version of the embedded computer algebra system.

The following table is the output of the “jar-paper” scenario, launched by the command line `xvfb-run ./runtests -S jar-paper -r` in this folder. This scenario tests the **Prove** command exclusively. See also [4].

- The first column abbreviates the name of the test cases.
- Column E1 (“Engine 1”) refers to Recio’s exact check method programmed by Simon Weitzhofer.

¹The steps and the output for computing this example have been simplified to fit this paper. See also [15] for the detailed algorithm of symbolical checking in the Relation Tool.

²See <https://dev.geogebra.org/javadoc/common/org/geogebra/common/kernel/algos/SymbolicParametersBotanaAlgo.html> for a recent list of the implemented classes.

³See <https://dev.geogebra.org/javadoc/common/org/geogebra/common/kernel/algos/SymbolicParametersBotanaAlgoAre.html> for a recent list.

- Column E2 (“Engine 2”) refers to the Gröbner basis method via SingularWS (also known as Botana’s method) programmed by the authors of this paper. (See [3] for more on SingularWS.)
- Column E2/Giac refers to Gröbner basis method via the Giac computer algebra tool (instead of SingularWS) programmed by Bernard Parisse and the authors of this paper.
- Column E3a (“Engine 3a”) refers to OpenGeoProver’s Wu’s method implementation programmed by Ivan Petrović and Predrag Janičić.
- Column E3b (“Engine 3b”) refers to OpenGeoProver’s Area method programmed by Damien Desfontaines.
- The Auto approach refers to the automatic selection of methods which is already implemented in GeoGebra and it usually starts with “Engine 1” and then it continues with “Engine 2” (either via SingularWS or Giac: if SingularWS is available, then in SingularWS, otherwise in Giac). If the Gröbner basis method is not conclusive, then “Engine 3a” is tried. If it is not conclusive either, then OpenGeoProver’s Area method (Engine 3b) is used.

See [4] for more details about the used methods. Explanation of the used colors:

- Green means that the test returns a correct yes/no answer. Intensity of green means speed (the lighter the slower). Numbers are in milliseconds.
- Pink means that GeoGebra returns the wrong answer.
- Yellow means the output is not conclusive, thus using this method GeoGebra shows “undefined”, i.e. there is no error here.
- The R. (“Result”) column provides some extra information about the result, such as f (“false”) when the statement was false on purpose.

The S. (“Speed”) column shows the timing. Highlighted entries are the best results, italicized entries are the slowest (but working) results in a row. The test cases are also available for download in GeoGebra’s .ggb format from the GeoGebra online source code directly.

For testing we used a PC with 16 GB RAM, 8 × Intel(R) Core(TM) i7 CPU 860 @ 2.80GHz, and Linux Mint 17.2.

Test	E1		E2		E2/Giac		E3a		E3b		Auto	
	R.	S.	R.	S.	R.	S.	R.	S.	R.	S.	R.	S.
lines-parallel	f	3	f	35		185	f	65	f	69	f	7
midpoint-third		3	f	217		201		58		72		311
orthocente...ar		4	f	48		202		75		85		312
points-col...ar	f	3	f	34		196	f	62	f	64	f	3
points-equal	f	4	f	33		190	f	57	f	68	f	8
Pythagoras...n4		1	f	214		196		61	t	85	t	310
tangents-c...ns		5		1767		1080		210		84		1118
translate...r3		2	f	42		t/o		61		69		t/o
translate...ar	f	4	f	37		196		61		67	f	9

altitudes-...82	2	t	45	t	198	37	38	t	200			
altitudes-...05	5	t	46	t	200	t	356	t/o	199			
angle-bise...e2	3	t	379	t	323	56	67	t	320			
angle-bise...le	2	t	377	t	319	63	69	t	322			
area-polygon-2	1	t	103	t	242	69	66	t	241			
area-polygon	1	t	118	t	252	73	80	t	272			
bisector-i...20	2	t	231	t	342	38	34	t	452			
bisector-i...19	2	t	180	t	371	t	747	70	t	327		
bisector-m...22	2	t	224	t	350	2150	70	t	310			
bisector-m...21	2	t	170	t	305	t	431	69	t	299		
bisector-m...nt	1	t	40	t	192	69	t	73	t	194		
bisector-o...37	2	t	590	t	739	88	89	t	873			
bisector-p...28	1	t	787	t	2153	t	517	69	t	2630		
bisector-p...19	2	t	214	t	374	t	652	69	t	980		
Brianchon...la	1	t	t/o	t/o	1135	71	t/o	t/o				
catetus	1	t	224	t	221	67	74	t	221			
centroid-m...o1	2	t	45	t	197	t	590	t	174	t	199	
centroid-m...o2	2	t	215	t	214	58	t	80	t	214		
centroid-m...o3	2	t	221	t	220	39	39	t	207			
centroid-m...o4	1	t	214	t	207	33	38	t	214			
Ceva1	1	t	20	t	181	57	t	82	t	285		
Ceva2	2	t	251	t	798	66	t	91	t	814		
Ceva3	3	t	260	t	694	61	t	91	t	748		
Ceva4	1	t	239	t	759	68	t/o	t	678			
Ceva5	2	t	244	t	758	63	80	t	672			
circle-are...71	2	t	72	t	224	t	334	96	t	556		
circle-bis...16	2	t	136	t	289	38	32	t	388			
circle-bis...94	2	t	t/o	t	421	t	900	86	t	474		
circle-mid...11	2	t	71	t	233	1911	t	95	t	243		
circle-one...nt	2	t	39	t	194	30	35	t	186			
circle-per...75	2	t	45	t	202	t	492	t	92	243		
circle-per...95	1	t	46	t	195	39	35	t	240			
circle-per...72	5	t	55	t	199	191	t	105	t	363		
circle-per...67	2	t	54	t	1175	t	1169	t/o	11324			
circle-per...68	2	t	53	t	t/o	t	906	t	1608	t/o		
circle-qua...65	5	t	54	t	228	t	860	t	1673	t	933	
circle-ray...06	1	t	64	t	8312	38	38	t	8289			
circles-ar...90	4	t	54	t	t/o	34	34	t/o				
circles-ch...98	3	t	54	t	200	33	34	t	235			
circumcenter1	t	5	t	41	t	187	t	236	t	102	t	5
circumcenter2	t	6	t	37	t	198	t	106	t	97	t	7
circumcenter3	t	9	t	36	t	197	t	141	t	98	t	4
circumcenter4	t	4	t	44	t	196	t	141	t	102	t	5
circumcenter5	5	t	46	t	195	t	108	t	96	t	190	
circumcenter6	t	13	t	47	t	196	t	128	t	106	t	12
circumcent...97	4	t	49	t	203	t	682	t	156	t	199	
circumc...nt	1	t	805	t	t/o	t/o	68	t/o				
construct...ne	1	t	61	t	252	78	84	t	349			
construct...nt	1	t	45	t	238	77	80	t	340			
def-line-p...ne	t	4	t	40	t	186	t	70	t	65	t	6
def-points...e1	4	t	60	t	215	t	210	t	84	t	209	
def-points...e2	3	t	68	t	209	t	145	t	82	t	212	
def-points...ne	t	6	t	36	t	197	t	57	t	65	t	6
Desargues	5	t	49	t	1108	t	1068	t	80	t	2014	
diameters...74	2	t	50	t	203	t	554	85	t	202		
ellipse-circle2	5	t	43	t	196	53	63	t	185			
ellipse-circle3	5	t	t/o	t	216	59	63	t	255			
ellipse-circle	5	t	28	t	189	59	62	t	181			
ellipse-sy...y2	4	t	46	t	206	62	64	t	236			
ellipse-sy...ry	4	t	40	t	192	61	56	t	189			
EulerLine	t	13	t	50	t	198	t	729	t	238	t	21
expression...d1	1	t	237	t	213	64	75	t	218			
expression...d2	1	t	222	t	209	73	78	t	205			
expression-ex31	2	t	220	t	219	65	74	t	209			
foot-exists	3	t	40	t	190	t	314	t	70	t	198	
geometric-mean	1	t	227	t	213	63	76	t	209			
incenter1	3	t	402	t	1205	t	462	58	t	1601		
incenter2	2	t	363	t	1348	t	643	65	t	1478		
inversion...nt	3	t	37	t	201	80	89	t	185			
inversion...e2	2	t	41	t	195	75	87	t	203			
inversion...ne	2	t	40	t	188	81	88	t	281			
inversion...nt	5	t	32	t	179	t	83	t	90	t	180	
inversion...e2	3	t	370	t	778	99	t	89	t	773		
inversion...e3	2	t	96	t	254	90	t	92	t	250		
inversion...le	1	t	91	t	259	86	t	95	t	345		
isogonals1	1	t	286	t	430	62	64	t	528			
isogonals2	5	t	228	t	358	66	72	t	426			
isogonals3	1	t	877	t	t/o	61	62	t/o				
isosceles...r2	1	t	201	t	347	100	82	t	468			
isosceles...or	2	t	163	t	307	114	82	t	370			
isoscel-ex91	5	t	15	t	174	63	82	t	216			
line-circl...on	4	t	34	t	208	t	84	85	t	195		
Menelaus	1	t	265	t	t/o	66	f	233	t/o			
midpoint-half	3	t	219	t	216	52	69	t	214			

midpoints-. . .60	2	t	46	213	t	977	f	1539	258			
midpoints-. . .66	4	t	55	235	t	1150	t	321	t	1187		
midpoint-w. . .96	2	t	73	t	230	t	506	t	88	t	218	
mirrored-r. . .el	3	t	45	t	193	63	62	t	206			
nine-point. . .le	t	35	t	69	t	225	t	430	t	79	t	34
orthocenter1	t	7	t	39	t	193	t	225	t	69	t	7
orthocenter2	t	5	t	33	t	189	t	100	f	625	t	6
orthocenter3	t	5	t	35	t	184	t	128	t	70	t	5
orthocenter4	t	6	t	33	t	187	t	126	t	67	t	5
orthocenter5	t	15	t	42	t	196	t	113	t	170	t	17
orthocenter6	t	7	t	36	t	186	t	105	f	635	t	9
orthocenter7	1	t	25	t	189	t	119	t	164	t	201	
orthocente. . .70	1	t	107	319	34	35	350					
orthocente. . .30	1	t	40	t	191	t	168	95	t	186		
orthocente. . .c2	2	t	65	t	222	86	87	t	213			
orthocente. . .ic	2	t	75	t	212	81	91	t	222			
Pappus	3	t	40	t	235	t	957	t	80	t	243	
parabola-d. . .n2	5	t	51	t	208	459	62	t	201			
parabola-d. . .n3	2	t	42	t	195	460	60	t	200			
parabola-d. . .on	2	t	46	t	199	f	160	63	t	200		
parabola-d. . .s2	3	t	48	t	205	37	36	t	204			
parabola-d. . .s3	5	t	41	t	191	57	59	t	194			
parabola-d. . .us	2	t	47	t	198	34	33	t	192			
parallel-chords	t	88	t	44	195	t	667	t/o	t	85		
parallel-ex121	4	t	48	t	201	38	33	t	203			
parallel-l. . .51	2	t	53	t	203	t	1163	t	145	t	198	
parallelog. . .84	2	t	24	191	69	79	231					
parallelog. . .ls	t	10	t	42	t	198	t	400	t/o	t	13	
parallelog. . .79	5	t	25	183	40	33	223					
parallelog. . .69	2	t	50	t	199	175	t	95	t	205		
parallelog. . .85	5	t	57	205	t	741	f	11860	t	1064		
Pascal-ellipse	2	t/o	t/o	72	63	t/o						
Pascal-ell. . .ec	3	t/o	t/o	69	68	t/o						
Pascal-ell. . .ec	1	t	93	977	65	62	1073					
Pascal-hyp. . .la	2	t/o	t/o	66	63	t/o						
Pascal-parabola	2	t/o	t/o	t	1074	63	t/o					
perpendicul. . .81	2	t	45	t	204	39	37	t	199			
perpendicu. . .88	3	t	45	t	209	t	678	t/o	t	202		
perpendicu. . .87	3	t	67	t	234	t	319	t	70	t	230	
perpendicu. . .86	5	t	67	254	536	t	84	298				
point-equal2	4	t	34	t	177	47	59	t	185			
point-equal	t	9	t	12	t	182	t	55	t	70	t	8
powerline-. . .ar	3	t	48	t	204	t	131	79	t	196		
Pythagoras. . .n2	1	t	230	t	217	67	t	91	t	211		
Pythagoras. . .n3	2	t	226	t	216	66	t	91	t	212		
Pythagoras. . .on	2	t	219	t	206	61	t	79	t	202		
Pythagoras	2	t	216	t	202	61	t	80	t	201		
quadrangle. . .61	2	t	49	222	t	1772	t	89	t	1898		
rational-n. . .n2	2	t	215	t	203	55	69	t	211			
rational-n. . .on	2	t	217	t	205	62	76	t	216			
reflection1	2	t	34	t	188	55	59	t	189			
reflection2	2	t	41	t	189	55	69	t	186			
reflection. . .11	2	t	45	208	60	61	283					
reflection. . .2a	2	t	42	t	187	54	61	t	194			
reflection. . .G4	2	t	47	t	217	61	64	t	209			
reflection. . .nt	2	t	28	t	188	t	65	71	t	194		
regular-tr. . .le	5	t	40	t	193	t	115	84	t	191		
rotate1	2	23	183	65	64	251						
rotate-by-. . .es	3	t	33	t	191	48	61	t	184			
rotate-by-. . .es	1	t	32	t	189	32	35	t	185			
rotate-by-. . .es	1	t	220	t	207	60	67	t	203			
rotate-by-. . .es	1	t	236	t	206	55	66	t	216			
rotate-by-. . .es	1	t	36	t	188	34	30	t	183			
rotate-by-. . .es	2	t	36	t	191	57	61	t	183			
rotate-by-. . .es	1	t	34	t	194	31	29	t	185			
Simson1	4	t	53	247	t	311	t	190	t	543		
Simson2	2	t	51	239	t	277	t	206	t	496		
simsons-li. . .93	1	t	114	2999	44	41	3041					
simsons-li. . .97	2	t	58	t	213	t	658	93	t	205		
simsons-th. . .88	1	t	44	235	t	337	t	184	t	548		
square1	1	t	42	t	197	38	41	t	196			
square2	1	t	39	t	192	t	112	86	t	190		
square3	2	t	56	t	204	t	100	83	t	202		
symmedians	3	t	441	t/o	68	63	t/o					
tangent-ar. . .ar	2	t	42	193	79	81	272					
tangent-pa. . .a2	2	t	60	203	59	70	245					
tangent-pa. . .la	5	t	48	t	193	f	210	61	t	201		
tangent-po. . .le	2	t	41	190	165	77	234					
Thales1	5	t	42	t	200	t	215	t/o	t	186		
Thales2	2	t	41	t	194	t	101	78	t	195		
Thales3	2	t	37	t	195	t	122	92	t	202		
theorem-3-. . .se	2	t/o	t/o	71	69	t/o						
theorem-of. . .42	4	t	38	t	194	t	564	t	69	t	187	
translate-. . .r1	t	9	t	37	t	189	53	59	t	9		

translate...r2	3	t	53	t	259	68	75	t	273			
translate...ic	4	t	68	t	237	58	70	t	228			
trapezoid...49	2	t	45		204	t	997	t/o	239			
trapezoid...03	2	t	49	t	206	33	33	t	197			
triangle-areas	1	t	65	t	216	52	t	208	t	210		
triangle-c...74	2		30		184	80	91		239			
triangle-m...ns	t	5	t	43	t	190	t	523	t	82	t	5
triangle-m...53	5		63		566	t	4042		98		621	
triangle-m...79	5	t	48	t	193	t	236	t/o	t	196		
triangle-m...80	2	t	50	t	201	41	43	t	201			
triangle-m...t1	t	10	t	31	t	190	t	72	t	74	t	8
triangle-m...t2	t	4	t	37	t	184	t	68	t	72	t	5
triangle-m...t3	t	7	t	39	t	189	t	78	t	75	t	4
triangle-m...t4	t	6	t	26	t	186	t	75	t	67	t	9
triangle-m...t5	t	6	t	40	t	189	t	73	t	76	t	7
triangle-p...34	3	t	56	t	210	179	t	151	t	216		
triangle-p...23	t	67	t	49	t	232	171	t	90	t	72	
triangle-p...55	2	t	46	t	207	t	225	t	73	t	208	
triangle-p...48	2	t	57	t	211	t	327	t/o	t	203		
triangles...31	t	5173	t	52	t	211	t	818	t/o	t	5330	
true	t	1	t	1	t	1	t	1	t	1	t	1
two-circle...01	2		94		239	263	85		486			
Varignon	t	9	t	40	t	203	t	82	t	73	t	13
Total (of 200)	33		175		127	84		67		145		

We highlight that:

- Our theorem corpus has a significant number of test cases. Cf. [22].
- The best performing theorem prover—when using our corpus—is the complex algebraic geometry prover via Singular [8]. Here the [7, chapter 6, §4] algorithm was used. Timing is remarkably under one second in most test cases.
- The table can be misleading when investigating other columns. Actually, there is no implementation for intersections with conics in GeoGebra for Recio’s method. Also E2/Giac can use a different algorithm with better (but slightly slower) results. Some GeoGebra commands are not yet implemented in the communication layer between GeoGebra and OpenGeoProver, that is, columns E3a and E3b show only a limited amount of positive test cases.
- For the end user the significant case is the last column, since Singular is disabled by default to ensure the same behavior on offline and online runs.

3.2.2 Web version

The web version runs in a web browser. All major browsers including Google Chrome, Mozilla Firefox and Internet Explorer are supported.

The following table was generated by using the command line `xvfb-run ./runtest -p "Auto Web" -r` in this folder. It compares the outputs of the **Prove** command in the desktop version (“Auto”) and the web version (“Web”).

Test	Auto		Web	
	R.	S.	R.	S.
lines-parallel	f	7	f	11
midpoint-third		297		779
orthocente...ar		303		626
points-col...ar	f	5	f	9
points-equal	f	4	f	11

Pythagoras...n4	t	311	612
tangents-c...ns		1153	t/o
translate...r3		t/o	7190
translate...ar	f	9	f 12
altitudes...82	t	200	t 715
altitudes...05	t	202	t 564
angle-bise...e2	t	391	t 1206
angle-bise...le	t	340	t 1188
area-polygon-2	t	275	t 620
area-polygon	t	277	t 661
bisector-i...20		442	1585
bisector-i...19	t	348	t 1020
bisector-m...22	t	323	t 1069
bisector-m...21	t	318	t 932
bisector-m...nt	t	188	t 427
bisector-o...37		726	5511
bisector-p...28	t	2668	t/o
bisector-p...19	t	1146	1569
Brianchon...la		t/o	4344
cathetus	t	214	t 870
centroid-m...o1	t	190	t 580
centroid-m...o2	t	210	t 864
centroid-m...o3	t	211	t 848
centroid-m...o4	t	214	t 845
Ceva1	t	298	265
Ceva2	t	874	841
Ceva3	t	852	859
Ceva4	t	715	t/o
Ceva5	t	721	t/o
circle-are...71	t	527	887
circle-bis...16		353	438
circle-bis...94		437	1650
circle-mid...11	t	252	t 817
circle-one...nt	t	186	t 446
circle-per...75		278	896
circle-per...95		255	569
circle-per...72		369	740
circle-per...67		11148	t/o
circle-per...68		t/o	t/o
circle-qua...65	t	909	2383
circle-ray...06		8343	t/o
circles-ar...90		t/o	t/o
circles-ch...98		260	823
circumcenter1	t	12	t 36
circumcenter2	t	6	t 36
circumcenter3	t	6	t 21
circumcenter4	t	4	t/o
circumcenter5	t	196	t 477
circumcenter6	t	14	t 51
circumcent...97	t	210	t 603
circumcirc...nt		t/o	9376
construct...ne		358	271
construct...nt		353	201
def-line-p...ne	t	8	t 12
def-points...e1	t	212	t 509
def-points...e2	t	212	t 525
def-points...ne	t	7	t 10
Desargues	t	1928	13654
diameters...74	t	200	t 496
ellipse-circle2	t	189	t 400
ellipse-circle3		273	1271
ellipse-circle	t	183	t 393
ellipse-sy...y2		260	699
ellipse-sy...ry	t	190	t 503
EulerLine	t	13	t 61
expression...d1	t	213	t 751
expression...d2	t	211	t 716
expression-ex31	t	217	t 784
foot-exists	t	196	t 503
geometric-mean	t	209	t 871
incenter1	t	1696	t/o
incenter2		1391	t/o
inversion...nt	t	198	t 412
inversion...e2	t	192	t 467
inversion...ne		289	487
inversion...nt	t	184	t 296
inversion...e2	t	818	4501
inversion...e3	t	260	t 895
inversion...le		372	954
isogonals1		519	711
isogonals2		419	557
isogonals3		t/o	t/o
isosceles...r2		463	814
isosceles...or		380	852

isoscel-ex91		244		217
line-circl...on	t	187	t	438
Menelaus		t/o		864
midpoint-half	t	200	t	759
midpoints-...60		278		778
midpoints-...66	t	1192	t	2803
midpoint-w...96	t	220	t	678
mirrored-r...el	t	201	t	647
nine-point...le	t	28	t	101
orthocenter1	t	10	t	42
orthocenter2	t	5	t	32
orthocenter3	t	6	t	26
orthocenter4	t	5	t	27
orthocenter5	t	8	t	44
orthocenter6	t	9	t	44
orthocenter7	t	189	t	515
orthocente...70		380		3284
orthocente...30	t	185	t	422
orthocente...c2	t	210	t	568
orthocente...ic	t	235	t	639
Pappus	t	240	t	1422
parabola-d...n2	t	214	t	514
parabola-d...n3	t	194	t	497
parabola-d...on	t	198	t	491
parabola-d...s2	t	204	t	670
parabola-d...s3	t	193	t	555
parabola-d...us	t	200	t	550
parallel-chords	t	105	t	267
parallel-ex121	t	196	t	482
parallel-l...51	t	204	t	594
parallelog...84		253		260
parallelog...ls	t	10	t	58
parallelog...79		247		259
parallelog...69	t	204	t	607
parallelog...85	t	955	t	767
Pascal-ellipse		t/o		3173
Pascal-ell...ec		t/o		t/o
Pascal-ell...ec		1072		t/o
Pascal-hyp...la		t/o		3774
Pascal-parabola		t/o		8789
perpendicul...81	t	199	t	602
perpendicu...88	t	200	t	803
perpendicu...87	t	226	t	698
perpendicu...86		324		3622
point-equal2	t	185	t	293
point-equal	t	9	t	6
powerline-...ar	t	203	t	496
Pythagoras...n2	t	213	t	691
Pythagoras...n3	t	211	t	684
Pythagoras...on	t	206	t	577
Pythagoras	t	203	t	589
quadrangle...61	t	1902	t	1042
rational-n...n2	t	209	t	807
rational-n...on	t	207	t	770
reflection1	t	185	t	449
reflection2	t	191	t	492
reflection...11		286		772
reflection...2a	t	193	t	474
reflection...G4	t	205	t	867
reflection...nt	t	185	t	387
regular-tr...le	t	186	t	437
rotate1		276		214
rotate-by...es	t	182	t	399
rotate-by...es	t	194	t	498
rotate-by...es	t	205	t	701
rotate-by...es	t	220	t	825
rotate-by...es	t	188	t	490
rotate-by...es	t	182	t	418
rotate-by...es	t	184	t	442
Simson1	t	571	t	1875
Simson2	t	500	t	1637
simsons-li...93		3049		t/o
simsons-li...97	t	210	t	788
simsons-th...88	t	571	t	1544
square1	t	190	t	494
square2	t	195	t	460
square3	t	195	t	493
symmedians		t/o		t/o
tangent-ar...ar		280		504
tangent-pa...a2		270		1013
tangent-pa...la	t	197	t	498
tangent-po...le		258		533
Thales1	t	190	t	482
Thales2	t	189	t	499

Thales3	t	209	t	550
theorem-3-...se		t/o		2805
theorem-of-...42	t	190	t	454
translate-...r1	t	9	t	33
translate-...r2	t	273	t	852
translate-...ic	t	215	t	543
trapezoid-...49		251		642
trapezoid-...03	t	204	t	592
triangle-areas	t	212	t	524
triangle-c-...74		261		259
triangle-m-...ns	t	8	t	31
triangle-m-...53		640		t/o
triangle-m-...79	t	189	t	480
triangle-m-...80	t	196	t	558
triangle-m-...t1	t	10	t	23
triangle-m-...t2	t	4	t	23
triangle-m-...t3	t	9	t	15
triangle-m-...t4	t	4	t	16
triangle-m-...t5	t	8	t	33
triangle-p-...34	t	211	t	879
triangle-p-...23	t	79	t	166
triangle-p-...55	t	202	t	766
triangle-p-...48	t	214	t	623
triangles-...31	t	5263		t/o
true	t	1	t	0
two-circle-...01		486		1131
Varignon	t	12	t	37
Total (of 200)		145		125

We highlight that:

- The web version does not return any incorrect output in any cases.
- It is properly working in 125/200 cases (62.5%) which is 86.2% of the performance ratio of the desktop version.
- The web version is definitely slower than the desktop version by a ratio between 2 and 6.
- Despite its limited availability and speed, the web version is already applicable in many classroom situations. The users only need a web browser which should be accessed not only on desktop computers and laptops, but also on tablets and mobile phones.

3.2.3 Theorems in the classrooms

To sum up, we list some important theorems which are usually discussed in secondary schools. Now they can be proven with GeoGebra's help, that is, at least a yes/no answer is provided for many theorems, including:






- The Pythagorean theorem. The intercept theorem. The geometric mean and cathetus theorems. Thales' theorem.
- Concurrency of medians, bisectors, altitudes. Euler line. The midline theorem, Varignon's theorem. The nine points circle. Simson's theorem.
- The angle bisector theorem.
- Basic properties of translations and rotations.
- Basic properties of reflections about a point, a line or a circle.

- Ceva's theorem, Menelaus' theorem. Desargues's theorem, Pappus' theorem.
- Basic properties of conic sections (including tangents).

The underlined theorems can be proven with the internal complex algebraic geometry prover in GeoGebra by using the enhancements implemented in the last milestone in our work.

4 Future work

Finally, we summarize the currently planned new features in the forthcoming versions of GeoGebra.

GeoGebra tool	Description	To implement
	<i>Area</i>	of conics
	<i>Translate by Vector</i>	line, segment, ray, circle, parabola, ellipse, hyperbola, polygons
	<i>Reflect about Line</i>	ellipse, hyperbola
	<i>Reflect about Circle</i>	line
	<i>Rotate around Point</i>	general angles

There is still room for further enhancements:

- Improve formula handling by eliminating non-squared quantities automatically and identifying formulas for a correct decision about the truth of the statement.
- Currently it is not possible to mirror a line about a circle directly: in this case the implementation should handle that the object type is changing from line to circle in general.
- The **ShowProof** command [13] might be implemented in cases when a readable proof can be produced automatically.
- Allow proofs for 3D Euclidean geometry (cf. [21]).
- Improve Gröbner bases computations in Giac to implement transcendent coefficients (see [7, chapter 6, §4]). This would speed up computations in a number of cases which are currently infeasible: an indirect reduction of variables would be achieved in this way.

- GeoGebra’s **LocusEquation** command is capable of computing algebraic loci [3]. It would be possible to unify the code base for the locus and the prover subsystem, and the unified system could be maintained and improved easier.

Also implementing conic sections for Recio’s exact check method would speed up GeoGebra’s proofs significantly.

Acknowledgments

The theorem proving subsystem in GeoGebra is a joint work with contributions from several researchers, programmers and teachers. We are especially thankful to Bernard Parisse for improving the Giac CAS to be competitive to Singular and some commercial systems, making possible that GeoGebra has a robust embedded theorem prover also.

We are grateful to Tomás Recio, Predrag Janičić, Julien Narboux and Francisco Botana for their useful hints to improve the text of this paper, and to Markus Hohenwarter and Judit Robu for supporting our work.

References

- [1] F. Botana, M. A. Abánades and J. Escribano. Exact internet accessible computation of paths of points in planar linkages and diagrams. *Comput. Appl. Eng. Educ.*, 19(4):835–841, March 2009.
- [2] F. Botana, Z. Kovács and S. Weitzhofer. Implementing theorem proving in GeoGebra by using a Singular Webservice. In *Proceedings EACA 2012, Libro de Resúmenes del XIII Encuentro de Álgebra Computacional y Aplicaciones*, pages 67–70, Universidad de Alcalá, 2012.
- [3] F. Botana and Z. Kovács. A Singular web service for geometric computations. *Annals of Mathematics and Artificial Intelligence*, 74(3-4), November 2014.
- [4] F. Botana, M. Hohenwarter, P. Janičić, Z. Kovács, I. Petrović, T. Recio and S. Weitzhofer. Automated Theorem Proving in GeoGebra: Current Achievements. *J Autom Reasoning*, 55(1):39–59, March 2015.
- [5] S.-C. Chou. *Mechanical Geometry Theorem Proving*. Springer Science + Business Media, 1987.
- [6] S.-C. Chou, X.-S. Gao and J.-Z. Zhang. Automated production of traditional proofs for constructive geometry theorems. In *Proceedings of the Eighth Annual IEEE Symposium on Logic in Computer Science LICS*, pages 48–56. IEEE Computer Society Press, 1993.

- [7] D. Cox, J. Little and D. O’Shea. *Ideals Varieties and Algorithms*. Springer New York, 2007.
- [8] W. Decker, G.-M. Greuel, G. Pfister and H. Schönemann. SINGULAR 4-0-2 — A computer algebra system for polynomial computations. 2015. <http://www.singular.uni-kl.de>.
- [9] P. Janičić. GCLC — A Tool for Constructive Euclidean Geometry and More Than That. In *Lecture Notes in Computer Science*, pages 58–73. Springer Science + Business Media, 2006.
- [10] D. Kapur. Using Gröbner bases to reason about geometry problems. *Journal of Symbolic Computation*, 2(4):399–408, December 1986.
- [11] U. Kortenkamp. *Foundations of Dynamic Geometry*. PhD thesis, ETH Zürich, 1999.
- [12] Z. Kovács, T. Recio and S. Weitzhofer. Implementing theorem proving in GeoGebra by using exact check of a statement in a bounded number of test cases. In Proceedings EACA 2012, Libro de Resúmenes del XIII Encuentro de Álgebra Computacional y Aplicaciones, pages 123–126, Universidad de Alcalá, 2012.
- [13] Z. Kovács. The portfolio prover in GeoGebra 5. In Proceedings of the 10th International Workshop on Automated Deduction in Geometry (ADG 2014), pages 191–205, University of Coimbra, 2014.
- [14] Z. Kovács and B. Parisse. Giac and GeoGebra – Improved Gröbner Basis Computations. In *Lecture Notes in Computer Science*, pages 126–138. Springer Science + Business Media, 2015.
- [15] Z. Kovács. Computer Based Conjectures and Proofs in Teaching Euclidean Geometry. PhD thesis, JKU Linz, 2015.
- [16] Z. Kovács. The Relation Tool in GeoGebra 5. In *Automated Deduction in Geometry: 10th International Workshop, ADG 2014, Coimbra, Portugal, July 9-11, 2014, Revised Selected Papers*, pages 53–71. Springer International Publishing, 2015.
- [17] B. Kutzler and S. Stifter. On the application of Buchberger’s algorithm to automated geometry theorem proving. *Journal of Symbolic Computation*, 2(4):389–397, December 1986.
- [18] J. Narboux. GeoProof, a user interface for formal proofs in geometry. In *Mathematical User-Interfaces Workshop, Electronic Proceedings*. Schloss Hagenberg, Linz, Austria, 2007. <http://www.activemath.org/workshops/MathUI/07/proceedings/Narboux-Geoproof-MathUI07.html>.

- [19] I. Petrović and P. Janičić. Integration of OpenGeoProver with GeoGebra, 2012. <http://argo.matf.bg.ac.rs/events/2012/fatpa2012/slides/IvanPetrovic.pdf>.
- [20] J. Preiner. Introducing Dynamic Mathematics Software to Mathematics Teachers: the Case of GeoGebra. PhD thesis, Paris Lodron University, Salzburg, Austria, 2008.
- [21] E. Roanes-Macías and E. Roanes-Lozano. A Maple package for automatic theorem proving and discovery in 3d-geometry. In Proceedings of the 6th International Conference on Automated Deduction in Geometry, ADG'06, pages 171–188. Berlin, Heidelberg. Springer, 2007.
- [22] P. Quaresma and P. Janičić. GeoThms – a Web System for Euclidean Constructive Geometry, 2007. *Electronic Notes in Theoretical Computer Science. Proceedings of the 7th Workshop on User Interfaces for Theorem Provers (UITP 2006)*, 174(2):35–48, May 2007.
- [23] W.-T. Wu. On the Decision Problem and the Mechanization of Theorem-Proving in Elementary Geometry, 1984.
- [24] Z. Ye, S.-C. Chou and X.-S. Gao. An Introduction to Java Geometry Expert. In *Automated Deduction in Geometry*, pages 189–195. Springer Science + Business Media, 2011.