

A multipurpose information engine that can go beyond the Carnot limit

Shubhashis Rana,* and A. M. Jayannavar†

Institute of Physics, Sachivalaya Marg, Bhubaneswar - 751005, India

Abstract

Motivated by the recent work by Mandal and Jarzynski on autonomous Maxwell demon information engine, we have extended their model by introducing two different heat baths. The system (demon) is coupled to a memory register (tape) and a work source. The performance of the system depends on the interplay between these two sources along with the heat baths. We have found the system can act as an engine, refrigerator or an eraser. Even the combination of any two is possible in some parameter space. We have achieved the efficiency of the engine is greater than Carnot limit. The coefficient of performance of refrigerator also achieves larger than Carnot limit.

PACS: 05.40.Ca, 05.70.Ln, 89.70.Cf

Keywords: Non-equilibrium statistical Mechanics, Thermodynamics of information processing, Maxwell demon

1 Introduction

Since the advent of Maxwell demon 150 years ago, the study of relationship between thermodynamics and information has attracted much attention because it concerns the foundation of second law of thermodynamics [1–20]. Maxwell demon is formulated as an information processing device that performs measurement including memory register and feedback at the level of thermal fluctuations. This demon refers to any general situation in which rectification of microscopic fluctuations decrease thermodynamic entropy. To preserve the second law from violating, information to memory register plays an essential role. Information entropy of the memory register compensates the decrease of the thermodynamic entropy of the device [20–22]. Recent studies have revealed that information content and thermodynamic variables to be treated on equal footings (information thermodynamics) [9, 20, 22]. This relationship has attracted much interest recently due to advances of nano-technology which have enabled to access atomic-scale objects in a

*email: shubhashis.rana@gmail.com

†email: jayan@iopb.res.in

controllable manner. Experimentally Maxwell demon and Szilard engine have been realized in laboratory [23–25]. This has allowed verification of several fundamental issues regarding thermodynamics of information and physical nature of information.

Recently Mandal and Jarzynski (MJ) have introduced an autonomous maxwell demon model [10] for heat engine. Apart from heat reservoir the model consists of three parts such as work source, the device and information reservoir. A mass that can be raised or lowered against gravity is used as a work source while the device operates in cycle and affects the transfer of energy among other subsystems. An information reservoir is a system that exchanges information but not energy with the device. A frictionless tape acts as an information reservoir that preserves the information. The reading and writing of information does not require any energy while passing through the demon. Depending upon the parameter, they have showed that the system sometime functions as an engine or erasure or none of them(called dud state (MJ)).

In this paper, we have extended their model by introducing two reservoirs coupled to the system. The main motivation of our study is to find the effect of thermal bias along with information reservoir and the work reservoir in the performance of the demon. The system reaches an unique steady state for any given set of parameters (which will be described in detail below). The dynamics are autonomous. The performance of our model basically depends on the interplay between different forces: the gravitational pull on the mass and the changing the information content on the stream of bits written on the tape. The system can act as an engine by extracting work on an average; an erasure by removing the information from the memory register (tape), a refrigerator by absorbing heat from cold bath. Our system also exhibits combination of any of the two in its modes of operation. For example it simultaneously acts as i) an engine and a refrigerator, ii) an engine and an eraser, iii) a refrigerator and an eraser. Our results are consistent with generalized second law of thermodynamics. We will discuss model and findings in detail below.

2 The Model:

We have extended the autonomous Maxwell demon model by MJ. To this end we have considered similar three state system (A, B, C) but these states have different energy levels (unlike MJ), i.e., they are not degenerate (see Fig.1 and Fig.2). For simplicity we have considered difference between the two successive energy levels to be same (E_1). Note that minimum three states are needed to observe any directed rotation. The transition can occur between A to B, B to C and vice versa spontaneously by exchanging heat from the cold bath with temperature T_c and internal energy of the system gets changed. However, the transition between A to C and vice versa is restricted and depends on the value of the interacting bit written on the tape. The bit has two states 0 and 1. Hence the combined system has 6 states. When the transition occur from C0 to A1, the bit state is changed from 0 to 1 and vice versa. However, transition between C1 and A0 is not allowed. Note that, during the transition between A and B, B and C the bit state is not changed. On the other hand, during the transition from C0 to A1, energy is absorbed from the hot bath at temperature T_h by an amount E while the system perform w amount of work by pulling a mass m to a height Δh by a frictionless pulley in a gravitational

force field g ($w = mg\Delta h$). During this transition, the internal energy of the demon is increased by $2E_1$. Using energy balance one can get

$$E = w + 2E_1. \quad (1)$$

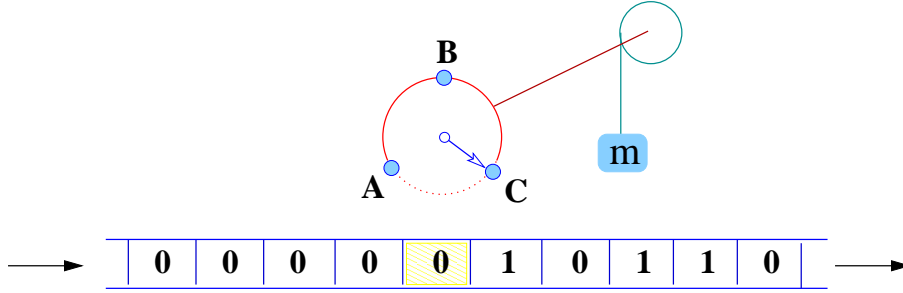


Figure 1: A schematic diagram of our model: The demon is a three state system which is coupled with a external load and two thermal reservoirs (not shown). A sequence of bits (tape) passes from left to right at a constant speed. The nearest bit interact with the demon. For positive load i.e, $w > 0$, the mass is lifted at an amount Δh for every transition $C \rightarrow A$ while for every transition $A \rightarrow C$ the mass is lowered by same amount. However $w < 0$ the mass is connected to right side of the small circle, so the transition $C \rightarrow A$ lowers the mass and the transition $A \rightarrow C$ lift it up.

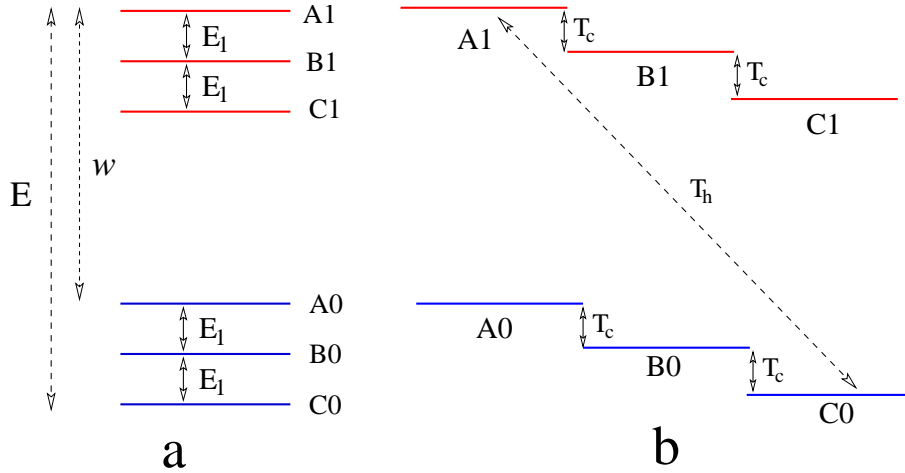


Figure 2: Possible six states depending on demon and the bit. (a) the difference between the energy levels between A and B is E_1 similarly the difference between B and C is also E_1 . The energy absorbed/released during any transition between $C0$ and $A1$ is denoted as E such that $E = w + 2E_1$. (b) All the allowed transitions and corresponding bath where energy is exchanged.

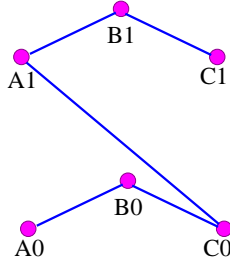


Figure 3: All the allowed transitions form a linear chain during the evolution along with the bit.

The rate of transition between C0 and A1 is related by

$$\frac{R_{C0 \rightarrow A1}}{R_{A1 \rightarrow C0}} = e^{-E/T_h}. \quad (2)$$

We set Boltzmann constant $k_B = 1$. If we take $R_{C0 \rightarrow A1} = 1 - \varepsilon$ and $R_{A1 \rightarrow C0} = 1 + \varepsilon$, we get

$$\varepsilon = \tanh\left(\frac{E}{2T_h}\right). \quad (3)$$

This weight parameter ε is bounded by $-1 < \varepsilon < 1$. The other transitions occur due to connection to the cold bath T_c and the rates are related by

$$\frac{R_{B0 \rightarrow A0}}{R_{A0 \rightarrow B0}} = \frac{R_{C0 \rightarrow B0}}{R_{B0 \rightarrow C0}} = e^{-E_1/T_c} = \frac{R_{B1 \rightarrow A1}}{R_{A1 \rightarrow B1}} = \frac{R_{C1 \rightarrow B1}}{R_{B1 \rightarrow C1}}. \quad (4)$$

All the allowed transitions are shown in Fig.2b and they form a linear chain (Fig.3). The model can not exhibit a directed rotation, only back and forth transitions are possible. To get any possible rotation we need to introduce the change of bit externally. We consider the tape is moving with a rate τ^{-1} from left to right. The system interacts only with the nearest bit (one bit at a time). Each bit is allowed to interact the system with time τ before the next bit takes its place. The earlier bit with new information content move forward along with the tape. If τ is very small the system hardly evolves during this time. If τ is large, the system gets enough opportunity to evolve along with the bit. After time τ , the joint state may change and depends on the incoming bit. During this transition, actual state of the system (A, B or C) is not changed and hence it does not involve any energy cost. Take an example: if the demon state is B and the outgoing bit in state 1 then the joint state will be B1. Now if the incoming bit is 0, then the joint state at the beginning of the new cycle, will change to simply B0. Note that during this transition from B1 to B0 the internal energy of the demon is not changed since demons actual state is fixed at B.

In our present study we simulate this problem and analyze our findings.

3 Degenerate energy levels with a single thermal reservoir

First we set $E_1 = 0$ ($E = w$) and $T_h = T_c$. This case correspond to the original problem of MJ. Now all the levels are degenerate. Heat is exchanged only during the transition between A1 and C0 from a single bath with temperature T. Let δ denotes excess number of 0 in the incoming bit stream,

$$\delta = p(0) - p(1). \quad (5)$$

Here $p(0)$ and $p(1)$ represents probability of 0 and 1 respectively in the incoming bit stream and they are normalized i.e., $p(0) + p(1) = 1$. The Shannon entropy of the incoming bit stream (written on the memory register or tape) is given by

$$S = - \sum_i p_i \ln p_i = -p(0) \ln p(0) - p(1) \ln p(1). \quad (6)$$

It represents the amount of disorder present per bit. We have ignored the correlations between the successive bits. S quantifies the information content in the incoming bit stream. Consider the case when all incoming bits are 0; which implies $\delta = 1$ and $S = 0$. After the interaction time τ , if the joint state ends up at any of the following states A1, B1 or C1, the outgoing bit is changed to 1. This implies during this time τ , there is one excess number of upward transitions compared to the downward transitions. If the final state is in A0, B0 or C0 the outgoing bit will be in 0 state. For this situation, the number of upward transitions is balanced by the downward transitions. In long time limit $t \gg \tau$, the system will attain the steady state along with the tape. The outgoing bit stream will be mixture of 0 and 1 with probability $p'(0)$ and $p'(1)$ respectively. Then the Shannon entropy of the outgoing bit stream

$$S' = -p'(0) \ln p'(0) - p'(1) \ln p'(1). \quad (7)$$

will be always positive. This means some information has been written on the tape ($\Delta S = S' - S > 0$). Every 1 in the outgoing bit stream represents w work is extracted by pulling the mass at an amount Δh , taking the heat from the bath. Hence for $\delta = 0$, on an average we have extracted work by rectifying the noise from the single heat bath. This is possible because the entropy of the memory register (tape) increases. Now if we consider entropy of the memory register and bath, it together follows the second law

$$\Delta S + \Delta S_B \geq 0. \quad (8)$$

ΔS_B represents entropy change of the bath. It may be noted that in steady state, the entropy change of the demon is zero on average.

For $-1 < \delta < 1$ the evolution of the combined system will depend on two forces: gravitational pull on the mass (depends on weight parameter ε) and the randomizations of bits (δ) along with the duration of the contact time of each bit τ . The average number of clockwise (CW) rotation is given by

$$\phi = p'(1) - p(1) = \frac{1}{2}(\delta - \delta') \quad (9)$$

where $\delta' = p'(0) - p'(1)$. Note that during each upward transition (CW rotation) E energy is absorbed from the heat bath and same amount of work extracted ($w = E$). Then on average

$$Q = -E\phi \quad (10)$$

heat will dissipated into the bath. As all the states of the demon is degenerate, one can easily find

$$W = -w\phi = Q \quad (11)$$

work will be done on the system on average. For $\phi > 0$, work is extracted on average ($W < 0$) and system acts as an engine.

For $\delta = 0$ the incoming bit stream contains maximum information and $S(0) = \ln 2$. Before the beginning of each interval, the probability of finding the demon in upper state or lower state is equal ($p(0) = p(1) = \frac{1}{2}$). However after the interaction, the system will relax and lower state will have larger probability ($p'(0) > \frac{1}{2} > p'(1)$). This leads to the information content in the outgoing bits to be less than that of the incoming bits ($\Delta S < 0$). Since $\phi < 0$, we have $W > 0$ (Eq.(10)). This means work is done on the system to erase the information contained in the tape and the system acts as an erasure.

If all the incoming bits are 1 ($\delta = -1$), after the interaction we obtain mixture of 0 and 1 in the outgoing bits. Every 0 in the outgoing bit stream represents a counter clockwise (CCW) rotation. Hence on average $W > 0$ and $\Delta S > 0$. Here the system neither behaves as an engine nor an erasure and we call it dud.

Till now we have considered $w > 0$. The negative w represents the load is connected to the right side of the pulley. It makes for every transition $C \rightarrow A$ the mass is lowered while for every transition from $A \rightarrow C$ the mass is lifted up. As a result for $\delta = 1$ the system acts as a dud while for $\delta = -1$ the system performs as an engine.

In Fig.4A we have plotted our numerically obtained phase diagram for $\tau = 1$. We find depending on the parameter δ and ε the system can exhibit engine (red region), erasure (green region) or dud (blue region). This phase diagram exactly matches with the theoretical plots given by MJ. This also verifies the correctness of our simulation.

In the phase diagram, we have found there are three boundary lines that separate the different operating regions. At $\varepsilon = 0$, we have set $E = 0$ or $w = 0$. That means during the CW or CCW rotation no work is done on the system and heat absorption is zero and thus $W = 0$ and $Q = 0$. The second law becomes $\Delta S > 0$ since $\Delta S_B = \frac{Q}{T} = 0$. We define this phase boundary where $W = 0$ as **line 1** (shown as **black line** in Fig.4) and it separates the engine and the dud regions.

At the phase boundary between engine and the erasure region we have $W = 0$ and $\Delta S = 0$. We denote this boundary line as **line 2** (as denoted by **blue line** in Fig.4). It implies $Q = 0$ and total entropy production is also zero. This can only happen when probability distribution of bits does not change during the interactions: $p'(0) = p(0)$ and $p'(1) = p(1)$. Which implies the initial bit stream is such that the demon is already in equilibrium with the bath. $p(0) = \frac{e^{E/T}}{1+e^{E/T}}$ and $p(1) = \frac{1}{1+e^{E/T}}$; hence line 2 occurs at $\delta = p(0) - p(1) = \varepsilon$. Note that here the demon operates reversibly and total entropy production is zero.

The third boundary line which separates the erasure and the dud region is called as **line 3** (as shown by **brown line** in Fig.4). Here, $\Delta S = 0$ but we have observed from phase diagram $W > 0$. The second law reduces to $\Delta S_B > 0$. This is only possible if

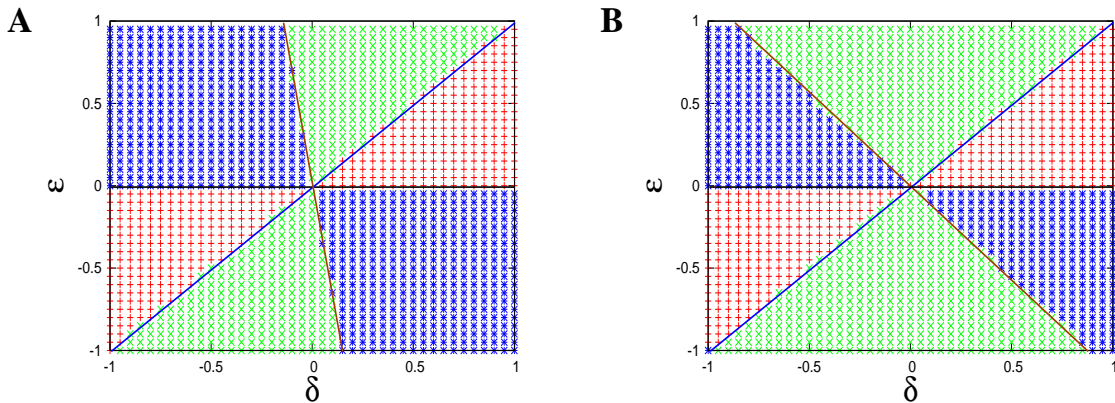


Figure 4: A) Phase diagram when the demon is connected with single bath at temperature $T=1.0$ for $E_1=0$ and cycle time $\tau = 1.0$. The phase diagram consist of three regions namely i) Engine (Red plus), ii) Eraser (green cross), iii) Dud (blue star). Line 1 (Black line) separates engine and dud region, while line 2 (blue line) separates engine and erasure region and finally line 3 (brown line) separates erasure and dud region. B) It represents the phase diagram when $\tau = 10$ and other parameters remains same.

the probability distribution of bits gets altered after the evolution along with the demon: $p'(0) = p(1)$ and $p'(1) = p(0)$. Line 2 and line 3 must cross each other at $\delta = 0$ because for this case the two condition together hold ($p(0) = p(1) = \frac{1}{2}$). Putting $\delta = 0$ one obtains $\varepsilon = 0$ (as this is the condition of line 2). Hence this crossing point must be on line 1 and three lines will meet at this point.

For $\delta < 0$ and $\varepsilon \rightarrow 1$ the upper states are initially more populated ($p(1) > p(0)$). During the evolution the system will relax. The final state will depend on the relaxation time τ . If τ is large it is possible to reach even $p'(0) > p(1)$. Then the system will act as an erasure. In Fig.4B we have plotted the same phase diagram for $\tau = 10$. It is observed that as τ increases, the erasure region covers more area.

4 Non-degenerate energy levels with a single thermal reservoir

Now we set $E_1 > 0$ but keep the system connected with a single bath. The states are non degenerate. Hence for any allowed transition, heat is exchanged with this bath. For transition between A and B or B and C, E_1 energy is exchanged with the bath. This changes the internal energy of the demon by the same amount. For transition from C0 to A1 (CW rotation), the system absorbs E amount of heat and pull the mass by doing w amount of work. During this transition the internal energy of the system is increased by $2E_1$. Corresponding energy balance equation is

$$E = w + 2E_1. \quad (12)$$

In Fig.5A we have plotted the numerically obtained phase diagram for temperature $T = 1.0$ and $E_1 = 0.5$, interaction time is set at $\tau = 1.0$. The line 1 now shifted because if

we set $w = 0$, it makes $E = 2E_1 = 1.0$ which eventually leads $\varepsilon = 0.46$. At line 2 ($\Delta S=0$ and $W = 0$) from the earlier condition we get $p(0) = \frac{e^{(E-2E_1)/T}}{1+e^{(E-2E_1)/T}}$ and $p(1) = \frac{1}{1+e^{(E-2E_1)/T}}$. It leads $\delta = \tanh((E - 2E_1)/2T) < \varepsilon$. As before line 3 ($\Delta S=0$ and $W > 0$) meets line 2 at $\delta = 0$ which implies $E = 2E_1$ and hence these two lines meet with line 1 at a single point as shown in the Fig.5A. As we increase the cycle time ($\tau = 10$), line 3 again shifted and the erasure region increases (shown in Fig.5B).

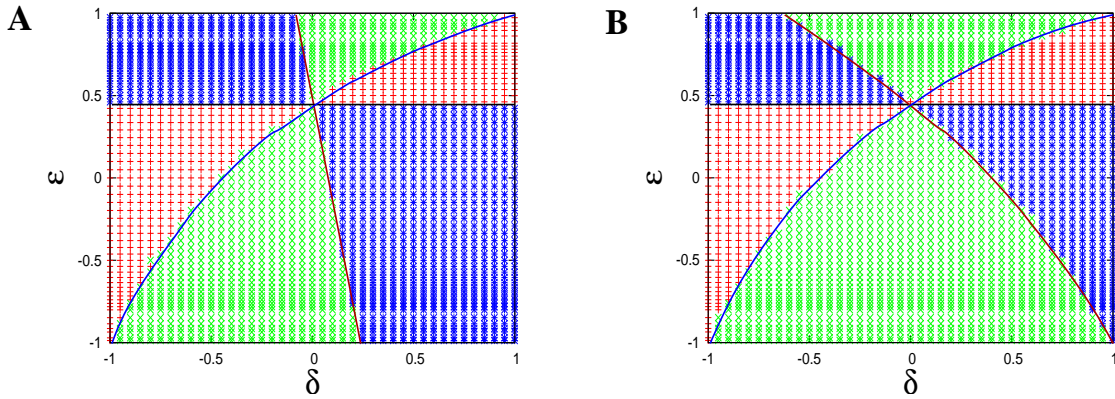


Figure 5: A) Phase diagram when the demon is connected with single bath at temperature $T=1.0$ for $E_1=0.5$ and cycle time $\tau = 1.0$. The phase diagram consist of three regions namely i) Engine (Red plus), ii) Eraser (green cross), iii) Dud (blue star). Here Line 1, line 2, line 3 are denoted by black, blue, brown line respectively. B) It represents the phase diagram when $\tau = 10$ and other parameters kept at same value.

5 Non-degenerate energy levels with two thermal reservoirs

Let us consider the case when the bath temperatures are different. For this case we set $T_c = 0.5$ and $T_h = 1.0$. Note that during each transition the internal energy of the system will change. For each transition couple to the cold bath, internal energy of the demon is changed by E_1 ; while internal energy is changed by an amount $2E_1$ during each transition along with the hot bath. However, in steady state the average internal energy does not change. Hence the demon transfer heat from one bath to the another during its operation. The transfer of energy is only possible if we take non-degenerate levels ($E_1 \neq 0$). The main objective of our study is to find the effect of thermal bias along with information reservoir and the work reservoir in the performance of the demon. Since ϕ represents the average CW rotation, the total work done on the system is $W = -\phi w$ while the heat dissipated to hot bath is given by

$$Q_h = -\phi E. \quad (13)$$

As the demon does not accumulate energy on average, using the first law, the heat dissipated to the cold bath is given by

$$Q_c = \phi 2E_1. \quad (14)$$

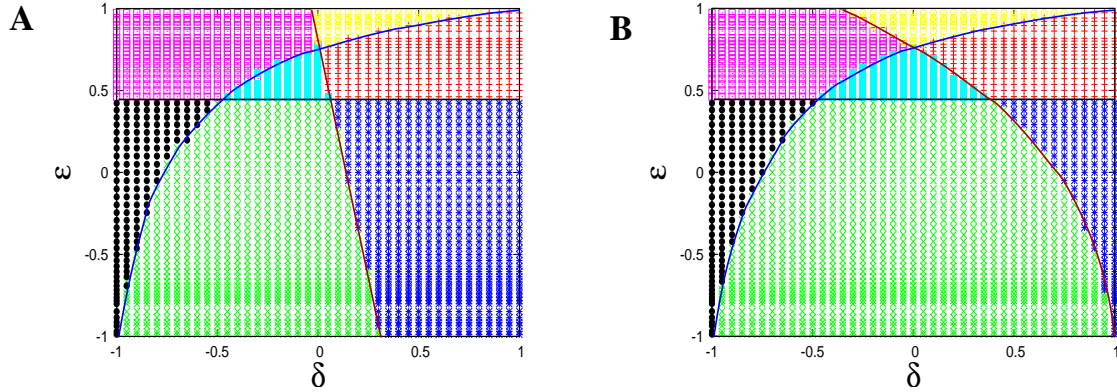


Figure 6: A) Phase diagram when the demon is connected with two baths with temperature $T_h = 1.0$ and $T_c = 0.5$. The other parameters set at $E_1=0.5$ and $\tau = 1.0$. The phase diagram consist of seven regions namely i)only Engine (Red plus), ii) only Eraser (green cross), iii) Dud (blue star), iv) only refrigerator (pink open box), v) Eraser and Refrigerator(yellow open circle), vi)Erasure and Engine (cyan full box), vii) Engine and Refrigerator (black full circle). Here Line 1, line 2, line 3 are denoted by black, blue, brown line respectively. B) It represents the phase diagram when $\tau = 10$ and other parameters remains same.

As before, the line 1 ($W=0$) is shifted up to $\varepsilon = 0.46$. But for this case three lines do not meet at a point (Fig.6A). It opens up a triangular area (cyan full box region) in the middle. Because from the earlier condition line 2 occurs when $p(0) = \frac{e^{E/T_h - 2E_1/T_c}}{1 + e^{E/T_h - 2E_1/T_c}}$ and $p(1) = \frac{1}{1 + e^{E/T_h - 2E_1/T_c}}$. Now analytical treatment ($\delta = 0$) reveals that the crossing point of line 2 and line 3 occurs at $\varepsilon = 0.76$ which is consistent with our simulation. Line 1 and line 2 confines the engine region ($W < 0$ as denoted by red, cyan, black color); while line 2 and line 3 confines erasure region ($\Delta S < 0$ as denoted by green, cyan, yellow region) as before. Apart from this, we get a new refrigerator region. The system acts as a refrigerator when heat is absorbed from the cold bath i.e., $Q_c < 0$. At line 2, not only $W = 0$, $\Delta S = 0$ and $\Delta S_{tot} = 0$ but also individually $Q_h = 0$ and $Q_c = 0$ (since $\phi = 0$). The left side of line 2 (yellow, pink, black region), Q_c turns out negative and system works as a refrigerator. Hence apart from four separate regions of engine (red), erasure(green), refrigerator(pink) and dud(blue) there appear three more new and interesting regions in phase diagram where the system performs simultaneously as (i) erasure and refrigerator ($\Delta S < 0$ and $Q_c < 0$ yellow region), (ii) refrigerator and engine ($Q_c < 0$ and $W < 0$ black region) even (iii) erasure and engine ($\Delta S < 0$ and $W < 0$ cyan region). For the same parameters in Fig.6B we have plotted the phase diagram by increasing the interaction time of the demon with each bit to $\tau = 10$. As before the erasure region covers more space. The figures are self explanatory.

5.1 Discussions:

For a given point in phase diagram the demon operates in a steady state. The change in entropy of the demon is zero on average. The bath entropy production is given by $\Delta S_B = \frac{Q_h}{T_h} + \frac{Q_c}{T_c}$. The total entropy production, ΔS_{tot} will be the sum of the entropy change of the memory register ΔS and the bath entropy production ΔS_B :

$$\Delta S_{tot} = \Delta S + \Delta S_B. \quad (15)$$

It is important to mention that apart from the earlier two forces (randomizations of bits and pull of gravity), now the demon experiences temperature difference between the baths. The phase diagram is a result of interplay of all these three forces. It is observed ΔS_{tot} remains always greater than zero except at line 2 where it reaches to zero (Fig.7). On this line the demon operates in a thermodynamically reversible mode. Hence appearance of all the phases are consistent with the generalized second law of thermodynamics namely $\Delta S_{tot} \geq 0$. In the reversible mode, the distributions of bits in the incoming and the outgoing bit stream are not altered, which results all the quantities W , Q_h , Q_c , ΔS , ΔS_B individually being zero at line 2.

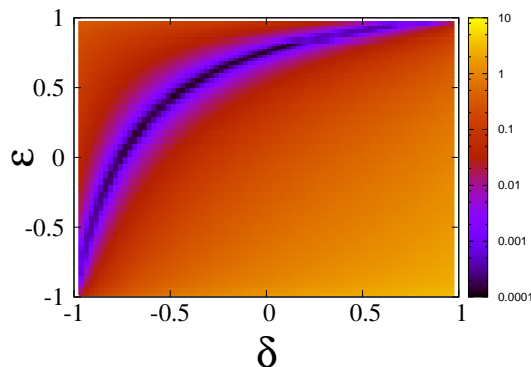


Figure 7: Histogram of ΔS_{tot} for different values of δ and ε at $T_h=1.0$; $T_c=0.5$, $E_1=0.5$, $\tau = 1.0$

In between the line 2 and line 3, $\Delta S < 0$ and system behaves as an erasure. However, from the phase diagram (Fig.6A and Fig.6B) we observe that this region is divided into three separate parts. At high ε , in between line 2 and 3 (yellow region), the demon acts as an erasure as well as a refrigerator. Here $W > 0$ and $\Delta S_B > 0$. Therefore work is done on the demon to absorb heat from the cold bath, besides, it erases some information written on the tape. In the triangular area in the phase diagram enclosed by the three lines (cyan region), we find $W < 0$, furthermore it acts as an erasure. In this regime even $\Delta S < 0$, the thermal bias plays a dominant role and makes ΔS_B more positive so that $\Delta S_{tot} > 0$. Note that $Q_h < 0$ and work is extracted on average. In the remaining part (green region) it performs as a conventional erasure where work is done on the system to erase the information.

In Fig.8A we have plotted W , Q_h , Q_c as a function of ε for $\delta = 1$. As the every incoming bits are 0, here the demon always write some information into the tape and

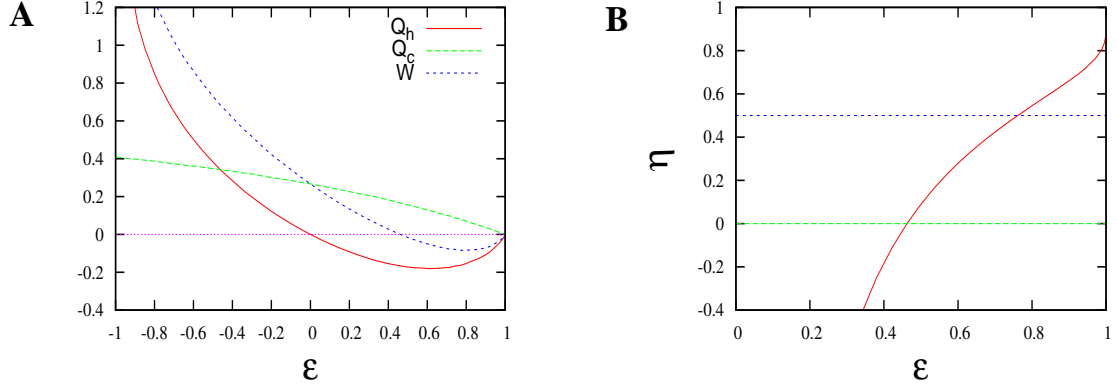


Figure 8: A) Variation of Q_h , Q_c , W with ε for $\delta=1.0$, $T_h=1.0$, $T_c=0.5$, $E_1=0.5$ and $\tau = 1.0$. B) Variation of efficiency of engine η (red line) with ε while Carnot limit $\eta_c = 0.5$ (blue dashed line)

results $\Delta S > 0$. We find work can be extracted when $1 > \varepsilon > 0.46$ and heat is transferred from hot to cold bath. Thus the demon acts as an engine while writing information on the tape. In the other region ($\varepsilon < 0.46$) work is done on the system as well as information is written on the tape and making it dud. Further if we plot the efficiency of the engine defined as $\eta = \frac{W}{Q_h}$, we find η can exceed even the Carnot bound $\eta_c = 1 - \frac{T_c}{T_h} = 0.5$ for our case (Fig.8B). Moreover, in the reversible limit at $\varepsilon = 1$, η tends to a limiting point 1 while both W and Q_h become zero !

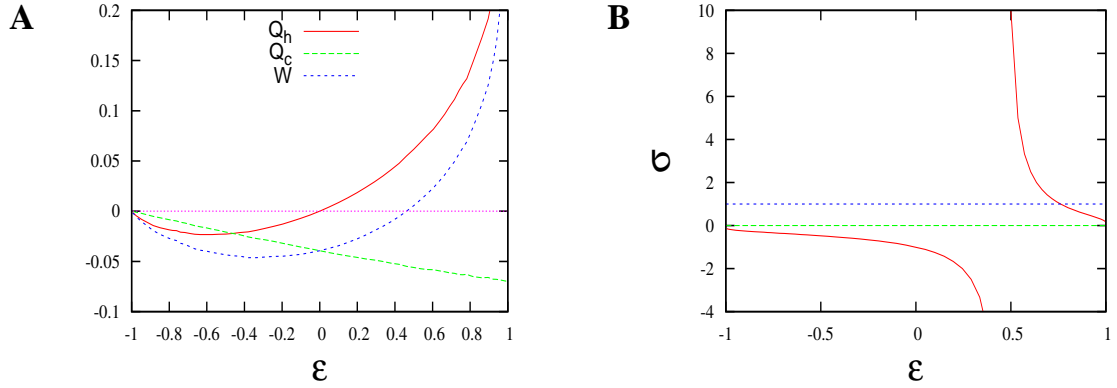


Figure 9: A) Variation of Q_h , Q_c , W with ε for $\delta= -1.0$, $T_h=1.0$, $T_c=0.5$, $E_1=0.5$ and $\tau = 1.0$. B) Variation of coefficient of performance for refrigerator σ (red line) with ε while Carnot limit $\sigma_c = 1.0$ (blue dashed line)

In Fig.9A we have fixed $\delta = -1$ and plotted W , Q_h and Q_c vs ε . It is observed Q_c always remains negative and act as refrigerator irrespective of the sign of W . For $\varepsilon < 0.46$ the demon takes heat from the cold bath as well as work is extracted on average. It simultaneously acts as a refrigerator and as an engine. This is quite possible because for $\delta = -1$ all the incoming bits are 1, the outgoing bits will contain a mixture of 0 and 1. The system always write information on the tape and $\Delta S > 0$. Moreover it is

observed from Fig.9B that the coefficient of performance of the refrigerator $\sigma = -\frac{Q_c}{W}$, is greater than the Carnot limit $\sigma_c = \frac{T_c}{T_h - T_c} = 1$ in our case and even it takes negative value ($\varepsilon < 0.46$) as work is extracted while heat is absorbed from cold bath. In this respect it can be mentioned that ϕ represents the average CW rotation. The total work done on the system is $W = -\phi w$ while the heat dissipated to hot and cold bath is given by $Q_h = -\phi E$ and $Q_c = \phi 2E_1$ respectively. Then η , σ becomes independent of ϕ . As we have already fixed $E_1 = 0.5$ for given $\varepsilon(E)$, both η and σ become constant and they do not depend on δ . Although W , Q_h and Q_c will depend on δ because ϕ is a function of δ , but, their ratio becomes independent of δ for given ε .

6 Conclusion

We have constructed a simple model of autonomous Maxwell demon which is not manipulated by an external force but it requires an information reservoir (tape) to which it can write information. The demon is also connected to two thermal baths. The system reaches a unique steady state depending on the model parameters where it exchanges energy from the thermal reservoirs, performs work and writes information on the tape at a constant rate. The phase diagram shows that the demon can work as an engine by lifting the mass, an eraser by removing the information written on the tape or a refrigerator by transferring heat from the cold bath. Apart from these, we have also found the demon acts simultaneously as (i) erasure and refrigerator, (ii) refrigerator and engine, (iii) erasure and engine. We have shown that all these modes of operation are thermodynamically possible since they do not violate the generalized second law of thermodynamics. The efficiency of an engine and coefficient of performance of a refrigerator can exceed the Carnot limit.

Acknowledgements

One of us (AMJ) thanks DST, India for financial support. SR thanks P. S. Pal for useful discussions.

References

- [1] Maxwell J C, Theory of Heat, 1871 Longmans, London.
- [2] Szilard L, On the Decrease of Entropy in a Thermodynamic System by the Intervention of Intelligent Beings, 1929 Z. Phys. **53**, 840.
- [3] Landauer R, Irreversibility and Heat Generation in the Computing Process, 1961 IBM J. Res. Dev. **5**, 183.
- [4] Penrose O, Foundations of Statistical Mechanics: A Deductive Treatment, 1970 Pergamon Press, Oxford).
- [5] Bennett C H, The thermodynamics of computation - a review, 1982 Int. J. Theor. Phys. **21**, 905.

- [6] Bennett C H and Landauer R, The fundamental physical limits of computation, 1985 Sci. Am. **253**, 48.
- [7] Zurek W H, Thermodynamic cost of computation, algorithmic complexity and the information metric, 1989 Nature **341**, 119.
- [8] Leff H S and Rex A F, Maxwells Demon 2: Entropy, Classical and Quantum Information, Computing, 2003 Institute of Physics Publishing, Bristol.
- [9] Maruyama K, Nori F, and Vedral V, Colloquium: The physics of Maxwell's demon and information, 2009 Rev. Mod. Phys. **81**, 1.
- [10] Mandal D and Jarzynski C, Work and information processing in a solvable model of Maxwell's demon, 2012 Proceedings of the National Academy of Sciences, **109**, 11641.
- [11] Mandal D, Quan H T and Jarzynski C, Maxwell's refrigerator: An exactly solvable model, 2013 Phys. Rev. Lett. **111**, 030602.
- [12] Barato A C and Seifert U, An autonomous and reversible Maxwell's demon, 2013 Europhys. Lett. **101**, 60001.
- [13] Barato A C and Seifert U, Unifying three perspectives on information processing in stochastic thermodynamics, 2014 Phys. Rev. Lett. **112**, 090601.
- [14] Deffner S, Information driven current in a quantum Maxwell demon, 2013 Phys. Rev. E **88**, 062128.
- [15] Strasberg P, Schaller G, Brandes T, and Esposito M, Thermodynamics of quantum-jump-conditioned feedback control, 2013 Phys. Rev. Lett. **110**, 040601.
- [16] Hoppenau J and Engel A, On the energetics of information exchange, 2014 Europhys. Lett. **105**, 50002.
- [17] Horowitz J M, Sagawa T, and Parrondo J M R, Imitating chemical motors with optimal information motors, 2013 Phys. Rev. Lett. **111**, 010602.
- [18] Esposito M and Schaller G, Stochastic thermodynamics for Maxwell demon feedbacks, 2012 Europhys. Lett. **99**, 30003.
- [19] Peng P and Duan C, A Maxwell demon model connecting information and thermodynamics, arXiv:1601.01124.
- [20] Deffner S and Jarzynski C, Information processing and the second law of thermodynamics: an inclusive, Hamiltonian approach, 2013 Phys Rev X **3**, 041003.
- [21] Sagawa T, Ueda M, Minimal energy cost for thermodynamic information processing: measurement and information erasure, 2009 Phys. Rev. Lett. **102**, 250602.
- [22] Parrondo J M R, Horowitz J M and Sagawa T, Thermodynamics of information, 2015 Nature Physics **11**, 131.

- [23] Toyabe S, Sagawa T, Ueda M, Muneyuki E, and Sano M, Experimental demonstration of information-to-energy conversion and validation of the generalized Jarzynski equality, 2010 *Nature Phys.* **6**, 988.
- [24] Koski J V, Maisi V F, Sagawa T, and Pekola J P, Experimental observation of the role of mutual information in the nonequilibrium dynamics of a Maxwell demon, 2014 *Phys. Rev. Lett.* **113**, 030601.
- [25] Berut A et al., Experimental verification of Landauer's principle linking information and thermodynamics, 2012 *Nature* **483**, 187.