

On the two-loop virtual QCD corrections to Higgs boson pair production in the Standard Model

Giuseppe Degrassi^{a,b*}, Pier Paolo Giardino^{a,c†} and Ramona Gröber^{b‡},

(a) *Dipartimento di Matematica e Fisica, Università di Roma Tre, I-00146 Rome, Italy*

(b) *INFN, Sezione di Roma Tre, I-00146 Rome, Italy*

(c) *Physics Department, Brookhaven National Laboratory, Upton, New York 11973*

Abstract

We compute the next-to-leading order virtual QCD corrections to Higgs pair production via gluon fusion. We present analytic results for the two-loop contributions to the spin-0 and spin-2 form factors in the amplitude. The reducible contributions, given by the double-triangle diagrams, are evaluated exactly while the two-loop irreducible diagrams are evaluated by an asymptotic expansion in heavy top quark mass up to and including terms of $\mathcal{O}(1/m_t^8)$. Assuming that the finite top-quark mass effects are of similar size in the entire range of partonic energies we estimate that mass effects can reduce the hadronic cross section by at most 10%.

*degrassi@fis.uniroma3.it

†pgiardino@bnl.gov

‡groeber@roma3.infn.it

1 Introduction

After the discovery of the Higgs boson in Run 1 of the Large Hadron Collider (LHC) [1, 2], one of the major targets of Run 2 is the experimental exploration of its properties. In Run 1, the measured Higgs boson production rate and the extracted values of the Higgs couplings to fermions and to gauge bosons have been found to be compatible with the predictions of the Standard Model (SM) within an experimental accuracy of (10–20)% [3]. On the other hand, the self-couplings of the Higgs boson, which in the SM are determined in terms of the mass of the Higgs boson and the vacuum expectation value of the Higgs field and are thus fully predicted, have not been probed yet. They are accessible in multi-Higgs production processes [4, 5] though a measurement of the quartic Higgs self-coupling lies beyond the reach of the LHC [6, 7]. Instead, for the trilinear Higgs self-coupling various studies showed that it might be accessible at the LHC in Higgs pair production in $b\bar{b}\gamma\gamma$ [8–13], $b\bar{b}\tau\bar{\tau}$ [9, 14], $b\bar{b}W^+W^-$ [15] and $b\bar{b}b\bar{b}$ [16–18] final states.

Higgs pair production is not only interesting as a probe of the trilinear Higgs self-coupling, but its rate can be significantly modified by new physics effects. For the dominant Higgs pair production mode, gluon fusion, this can, for instance, occur due to new loop contributions [19], in models with novel $hh\bar{t}t$ coupling [20–22] or if the Higgs boson pair is produced through the decay of a heavy new resonance. The latter two possibilities can lead to a strong increase of the cross section. First limits on such scenarios have been given in refs. [23–27].

A precise prediction of the gluon fusion Higgs-pair production channel is essential to constrain new physics or to determine the Higgs self-coupling. The gluon fusion process is mediated by heavy fermions via diagrams with box and triangle topologies and is hence loop-induced already at the leading order (LO). In the “triangle” contribution a single Higgs boson splits via an s -channel exchange into two Higgs bosons, thus it contains the trilinear Higgs self-coupling. The “box” contribution plays the role of an irreducible background, as it does not incorporate the trilinear Higgs self-coupling.

In the SM, the LO cross section is fully known since the late eighties [28]. However, similarly to what happens in single Higgs production, one expects the LO contribution to be subject to large radiative corrections. A computation of a $2 \rightarrow 2$ process at higher orders is extremely challenging. The next-to-leading order (NLO) “triangle” contribution can be borrowed from the production of a single Higgs boson [29–32], whereas a full computation of the NLO “box” form factors is at the moment not available and technically much more difficult. Higher order corrections to Higgs pair production are, however, available in the effective theory with infinite top mass, m_t , or, equivalently, in the limit of vanishing external momentum, at NLO [33] and more recently also at next-to-next-to-leading order (NNLO) [34, 35].¹ Soft gluon resummation at next-to-next-to-leading-logarithmic (NNLL) accuracy has been performed in refs. [41, 42]. Whereas the approximation of small external momenta was shown to work quite well for single Higgs production [29], it can be expected to be less effective for pair production, due to the larger energy scale that characterizes the latter process. The approximation can, however, be improved by factoring out the full

¹For beyond the SM extensions, NLO QCD corrections in the limit for vanishing external momenta are available for the SM with additional dimension six operators [36], for an additional scalar singlet [37], for the two-Higgs doublet model [38], for composite Higgs models [39], for the MSSM [33, 40] and NMSSM [40].

LO cross section. The error due to the infinite top-mass limit for the part related to the real corrections has been estimated in refs. [43, 44] to be roughly -10% by comparing the $m_t \rightarrow \infty$ limit result with the numerical calculation of the real corrections with full top-mass dependence. Instead, the uncertainty of the effective-theory result for the virtual corrections has been estimated in refs. [45] by the inclusion of higher orders in an expansion in small external momenta finding a positive shift with respect to the $m_t \rightarrow \infty$ result. This leads to an estimate of the uncertainties due to mass corrections at NLO, including also the the real contributions expanded in small external momenta, of $\pm 10\%$, with a reduction to $\pm 5\%$ when the NNLO effective theory result is included [46].

In this paper we reexamine the evaluation of the virtual NLO QCD corrections in Higgs pair production. We present an exact result for the reducible contribution given by the double-triangle diagrams, while the irreducible diagrams are evaluated via an asymptotic expansion in the top mass. Our work differs from the similar previous analyses in refs. [45, 46] by the fact that we perform the asymptotic expansion up to and including terms $\mathcal{O}(1/m_t^8)$ at the level of the amplitudes and not of the cross section, allowing us to derive simple analytic expressions for the spin-0 and spin-2 form factors in the amplitudes. The latter could be used in the future as a check of the result, in the relevant center-of-mass partonic energy region, when a complete calculation of the virtual corrections will be available. Furthermore, our expressions can be easily implemented in Monte-Carlo codes that compute the hadronic cross section in order to achieve a better description of the partonic center-of-mass energy region below the the $2m_t$ threshold.

In order to quantify the finite top-mass effects in the NLO corrections to the hadronic cross section we make two different comparisons: i) We compare the NLO cross sections computed using different orders in the top-mass expansion. ii) We compare the cross section including the $\mathcal{O}(1/m_t^8)$ terms with the one computed factorizing the exact LO cross section while evaluating the NLO correction factor in the $m_t \rightarrow \infty$ limit.

The paper is organized as follows: in section 2 we give general formulae for the Higgs pair production cross section. In the next section we discuss different large-mass evaluations of the LO cross section comparing them with exact result. In section 4 we outline our method of calculation of the NLO corrections that are presented in the next section where we also discuss their numerical impact and the estimate of the error due to the mass effects in the virtual corrections. Finally, in section 6 we draw our conclusions. The paper is completed with an appendix where we present the analytic result for the expanded NLO form factors up to and including terms of $\mathcal{O}(1/m_t^8)$.

2 Double Higgs Production via gluon fusion

In this section we summarize some general results on the Higgs boson pair production via the gluon fusion mechanism in proton-proton collisions, $pp \rightarrow HH$. The hadronic cross section for the process $p + p \rightarrow H + H + X$ at center-of-mass energy \sqrt{s} , can be written as:

$$M_{HH}^2 \frac{d\sigma}{dM_{HH}^2} = \sum_{a,b} \int_0^1 dx_1 dx_2 f_a(x_1, \mu_F^2) f_b(x_2, \mu_F^2) \int_0^1 dz \delta\left(z - \frac{\tau}{x_1 x_2}\right) M_{HH}^2 \frac{d\hat{\sigma}_{ab}}{dM_{HH}^2}, \quad (1)$$

where M_{HH}^2 is the invariant mass of the two Higgs system, $\tau = M_{HH}^2/s$, μ_F is the factorization scale, $f_a(x, \mu_F^2)$, the parton density of the colliding proton for the parton of type a , ($a = g, q, \bar{q}$) and $\hat{\sigma}_{ab}$ is the cross section for the partonic subprocess $ab \rightarrow H + H + X$ at the center-of-mass energy $\hat{s} = x_1 x_2 s$. The partonic cross section can be written in terms of the LO cross section $\sigma^{(0)}$ as:

$$M_{HH}^2 \frac{d\hat{\sigma}_{ab}}{dM_{HH}^2} = \sigma^{(0)}(z\hat{s}) z G_{ab}(z), \quad (2)$$

where, up to NLO terms,

$$G_{ab}(z) = G_{ab}^{(0)}(z) + \frac{\alpha_s(\mu_R)}{\pi} G_{ab}^{(1)}(z) \quad (3)$$

with μ_R denoting the renormalization scale. The LO contribution is given by the gluon-gluon (gg) channel only, i.e.

$$G_{ab}^{(0)}(z) = \delta(1-z) \delta_{ag} \delta_{bg}. \quad (4)$$

The amplitude for $g_a^\mu(p_1) g_b^\nu(p_2) \rightarrow H(p_3) H(p_4)$ can be written as:

$$A^{\mu\nu} = \frac{G_\mu \alpha_s(\mu_R)}{\sqrt{2} 2\pi} \delta_{ab} T_F \hat{s} [A_1^{\mu\nu} F_1 + A_2^{\mu\nu} F_2] \quad (5)$$

where T_F is the matrix normalization factor for the fundamental representation of $SU(N_c)$ ($T_F = 1/2$) and the form factors F_1, F_2 are functions, besides of m_t^2 , of the partonic Mandelstam variables

$$\hat{s} = (p_1 + p_2)^2, \quad \hat{t} = (p_1 - p_3)^2, \quad \hat{u} = (p_2 - p_3)^2. \quad (6)$$

In eq. (5) the orthogonal projectors A_1 and A_2 onto the spin-0 and spin-2 states, respectively, in $n_d = 4 - 2\epsilon$ dimension and normalized to 2 read

$$\begin{aligned} A_1^{\mu\nu} &= \sqrt{\frac{2}{n_d - 2}} \left[g^{\mu\nu} - \frac{p_1^\nu p_2^\mu}{(p_1 \cdot p_2)} \right] \\ A_2^{\mu\nu} &= \sqrt{\frac{n_d - 2}{2(n_d - 3)}} \left\{ \frac{n_d - 4}{n_d - 2} \left[g^{\mu\nu} - \frac{p_1^\nu p_2^\mu}{(p_1 \cdot p_2)} \right] \right. \\ &\quad \left. + g^{\mu\nu} + \frac{p_3^2 p_1^\nu p_2^\mu - 2(p_3 \cdot p_2) p_1^\nu p_3^\mu - 2(p_3 \cdot p_1) p_3^\nu p_2^\mu + 2(p_1 \cdot p_2) p_3^\mu p_3^\nu}{p_T^2 (p_1 \cdot p_2)} \right\} \end{aligned} \quad (7)$$

with p_T the transverse momentum of the Higgs particle that can be expressed in terms of the Mandelstam variables as

$$p_T^2 = \frac{\hat{t}\hat{u} - m_H^4}{\hat{s}}. \quad (9)$$

The spin-2 state receives contributions only from box topologies (see fig. 1) while in the spin-0 case both box and triangle diagrams contribute such that F_1 takes the form

$$F_1 = F_\Delta \frac{3m_H^2}{\hat{s} - m_H^2} + F_\square \quad (10)$$

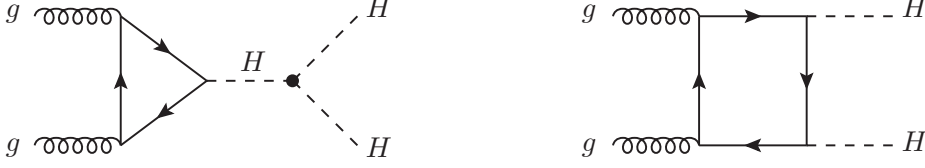


Figure 1: Generic Feynman diagrams for box and triangle topologies for Higgs pair production.

where $F_{\Delta}(F_{\square})$ is the contribution of the triangle (box) diagrams.

The Born cross section is written as

$$\sigma^{(0)}(\hat{s}) = \frac{G_{\mu}^2 \alpha_s^2(\mu_R)}{512 (2\pi)^3} \int_{\hat{t}_-}^{\hat{t}_+} \left\{ |T_F F_1^{1\ell}(\hat{s})|^2 + |T_F F_2^{1\ell}(\hat{s})|^2 \right\} \quad (11)$$

with $\hat{t}_{\pm} = -\hat{s}/2(1 - 2m_H^2/\hat{s} \mp \sqrt{1 - 4m_H^2/\hat{s}})$. The one-loop form factors $F_1^{1\ell}$, $F_2^{1\ell}$ are fully known analytically [28, 47] and their values in the limit of vanishing external momentum can be obtained via a low energy theorem (LET) calculation [48–50] giving $F_{\Delta}^{1\ell,LET} = -F_{\square}^{1\ell,LET} = 4/3$, $F_2^{1\ell,LET} = 0$, that correspond to the effective theory $m_t \rightarrow \infty$ result.

The NLO terms include, besides the gg channel, also the one-loop induced processes $gq \rightarrow qHH$ and $q\bar{q} \rightarrow gHH$. The gg -channel contribution, involving two-loop virtual corrections to $gg \rightarrow HH$ and one-loop real corrections from $gg \rightarrow HHg$, can be written as

$$\begin{aligned} G_{gg}^{(1)}(z) &= \delta(1-z) \left[C_A \frac{\pi^2}{3} + \beta_0 \ln \left(\frac{\mu_R^2}{\mu_F^2} \right) + C_{\text{NLO}} \right] \\ &+ P_{gg}(z) \ln \left(\frac{\hat{s}}{\mu_F^2} \right) + C_A \frac{4}{z} (1-z+z^2)^2 \mathcal{D}_1(z) + C_A \mathcal{R}_{gg}, \end{aligned} \quad (12)$$

where

$$C_{\text{NLO}} = \frac{\int_{\hat{t}_-}^{\hat{t}_+} d\hat{t} \left[(T_F F_1^{1\ell})^* T_F (F_1^{2\ell} + F_1^{2\Delta}) + (T_F F_2^{1\ell})^* T_F (F_2^{2\ell} + F_2^{2\Delta}) \right]}{\int_{\hat{t}_-}^{\hat{t}_+} d\hat{t} \left(|T_F F_1^{1\ell}|^2 + |T_F F_2^{1\ell}|^2 \right)} + \text{h.c.} \quad (13)$$

In eq. (12), $C_A = N_c$ (N_c being the number of colors), $\beta_0 = (11C_A - 2N_f)/6$ (N_f being the number of active flavors) is the one-loop β -function of the strong coupling in the SM, \mathcal{R}_{gg} is the contribution of the real corrections, P_{gg} is the LO Altarelli-Parisi splitting function

$$P_{gg}(z) = 2C_A \left[\mathcal{D}_0(z) + \frac{1}{z} - 2 + z(1-z) \right], \quad (14)$$

and

$$\mathcal{D}_i(z) = \left[\frac{\ln^i(1-z)}{1-z} \right]_+. \quad (15)$$

The first line of eq. (12) displays the two-loop virtual contribution regularized by the infrared singular part of the real-emission cross section. In eq. (13) the terms $F_1^{2\ell}$ and $F_2^{2\ell}$

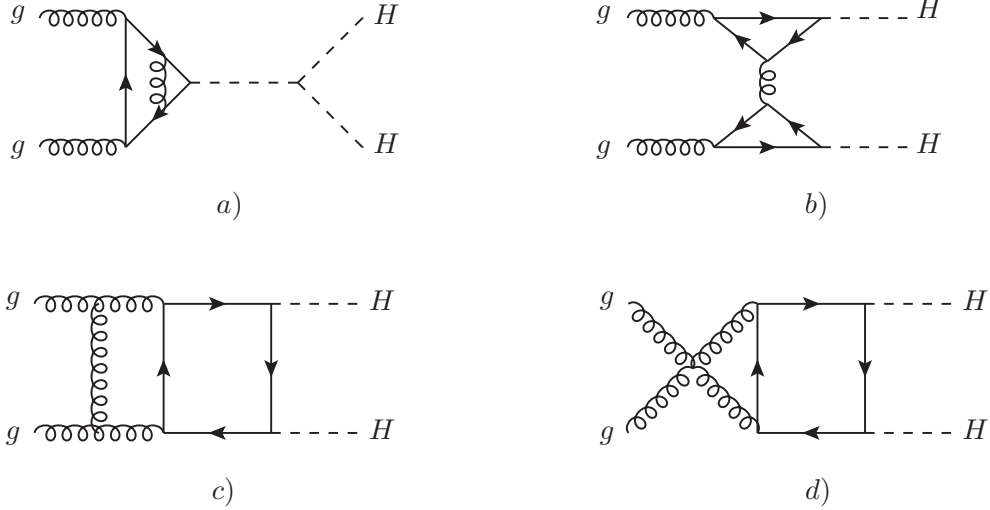


Figure 2: Sample of Feynman diagrams for the virtual two-loop corrections to Higgs pair production via gluon fusion.

contain the contribution of irreducible two-loop diagrams, (see fig. 2a,c,d) and in the limit of vanishing external momenta they read $F_{\Delta}^{2\ell} = -F_{\square}^{2\ell} = -C_F + 5/3 C_A$, $F_2^{2\ell} = 0$ [33] with $C_F = (N_c^2 - 1)/(2 N_c)$. The term $F_1^{2\Delta}$ ($F_2^{2\Delta}$) represents the contribution of the two-loop double-triangle diagrams with a t/u -channel gluon exchange (fig. 2b) to the spin-0 (spin-2) part of the amplitude. In the limit of vanishing external momenta the double-triangle diagrams can be expressed in terms of $F_{\Delta}^{1\ell,LET}$ as

$$F_1^{2\Delta} \rightarrow \frac{1}{2} T_F \left(F_{\Delta}^{1\ell,LET} \right)^2 \quad \text{and} \quad F_2^{2\Delta} \rightarrow -\frac{1}{2} T_F \frac{p_T^2}{2\hat{t}\hat{u}} (\hat{s} - 2m_H^2) \left(F_{\Delta}^{1\ell,LET} \right)^2. \quad (16)$$

The second line in eq. (12) contains the non-singular contribution from the real gluon emission in the gluon-fusion process. The function \mathcal{R}_{gg} is obtained from one-loop diagrams where quarks circulate in the loop, and in the limit of vanishing external momenta it becomes $\mathcal{R}_{gg} \rightarrow -11(1-z)^3/(6z)$. The contributions of the $gq \rightarrow qHH$ and $q\bar{q} \rightarrow gHH$ channels are given by:

$$G_{q\bar{q}}^{(1)}(z) = \mathcal{R}_{q\bar{q}}, \quad G_{gq}^{(1)}(z) = P_{gq}(z) \left[\ln(1-z) + \frac{1}{2} \ln \left(\frac{\hat{s}}{\mu_F^2} \right) \right] + \mathcal{R}_{gq}, \quad (17)$$

where

$$P_{gq}(z) = C_F \frac{1 + (1-z)^2}{z}. \quad (18)$$

The functions $\mathcal{R}_{q\bar{q}}$ and \mathcal{R}_{gq} in (17) are obtained from one-loop quark diagrams, and in the limit of vanishing external momenta become $\mathcal{R}_{q\bar{q}} \rightarrow 32(1-z)^3/(27z)$, $\mathcal{R}_{gq} \rightarrow 2z/3 - (1-z)^2/z$.

3 Large mass evaluation of the LO cross section

Even though the one-loop form factors $F_1^{1\ell}$, $F_2^{1\ell}$ are fully known analytically [28, 47], we will give here approximate results in order to inspect the validity range of the applied

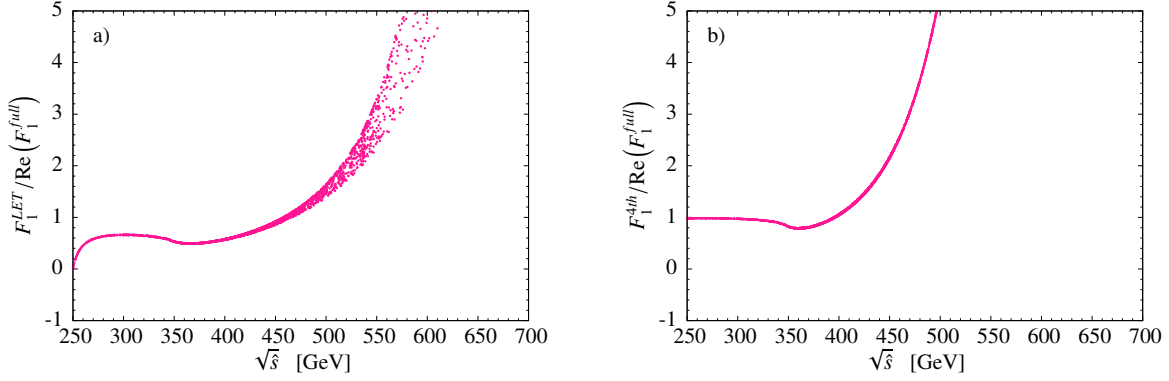


Figure 3: a) LET result for $F_1^{1\ell}$ normalized to the real part of the exact F_1^{full} form factor. b) The sum of first five terms of the large top-mass expansion of $F_1^{1\ell}$ (eqs. (19) and (20)) normalized to the real part of exact F_1^{full} form factor.

approximations. This will later on allow us to apply the same approximations to the NLO cross section, where the full form factors are yet unknown.

We discuss the large top-mass-expansion evaluation of the LO cross section. We start by reporting the expressions that we obtained via a Taylor expansion for $\hat{s}, \hat{t}, \hat{u}, m_H^2 \ll m_t^2$ up to and including $\mathcal{O}(1/m_t^8)$ terms

$$F_{\Delta}^{1\ell}(\hat{s}) = \frac{4}{3} + \frac{7}{90} \frac{\hat{s}}{m_t^2} + \frac{1}{126} \frac{\hat{s}^2}{m_t^4} + \frac{13}{12600} \frac{\hat{s}^3}{m_t^6} + \frac{8}{51975} \frac{\hat{s}^4}{m_t^8}, \quad (19)$$

$$F_{\square}^{1\ell}(\hat{s}) = -\frac{4}{3} - \frac{7}{15} \frac{m_H^2}{m_t^2} - \frac{45 m_H^4 - 14 m_H^2 \hat{s} + 6 \hat{s}^2}{315 m_t^4} + \frac{13}{630} \frac{p_T^2 \hat{s}}{m_t^4} - \frac{780 m_H^6 - 620 m_H^4 \hat{s} + 355 m_H^2 \hat{s}^2 - 16 \hat{s}^3}{18900 m_t^6} - \frac{p_T^2 (11 \hat{s}^2 - 36 m_H^2 \hat{s})}{1890 m_t^6} - \frac{2400 m_H^8 - 3480 m_H^6 \hat{s} + 2955 m_H^4 \hat{s}^2 - 704 m_H^2 \hat{s}^3 + 120 \hat{s}^4}{207900 m_t^8} + \frac{p_T^2 \hat{s} (114 m_H^4 - 85 m_H^2 \hat{s} + 16 \hat{s}^2 - 8 p_T^2 \hat{s})}{10395 m_t^8}, \quad (20)$$

$$F_2^{1\ell}(\hat{s}) = \frac{p_T^2}{m_t^2} \left\{ -\frac{11}{45} - \frac{62 m_H^2 - 5 \hat{s}}{630 m_t^2} - \frac{400 m_H^4 - 156 m_H^2 \hat{s} + 49 \hat{s}^2}{12600 m_t^4} + \frac{103}{18900} \frac{p_T^2 \hat{s}}{m_t^4} - \frac{980 m_H^6 - 867 m_H^4 \hat{s} + 469 m_H^2 \hat{s}^2 - 34 \hat{s}^3}{103950 m_t^6} + \frac{p_T^2 \hat{s} (24 m_H^2 - 7 \hat{s})}{4950 m_t^6} \right\}. \quad (21)$$

The evaluation of the LO cross section using for F_1 and F_2 the values obtained via the LET calculation, i.e. the leading term in the large top-mass expansion in eqs. (19–21), gives a poor approximation of the exact result. Furthermore, the validity of this approximation is quite sensitive to the hadronic center-of-mass energy and to the choice of the renormalization and factorization scales [51]. This is at variant with the case of single Higgs production where the LET result gives a quite accurate estimate of the cross section. Indeed, the LET

result is expected to be reliable in the region of partonic energies below the $\sqrt{\hat{s}} < 2m_t$ threshold. In Higgs pair production, also the region above the $2m_t$ threshold contributes significantly to the hadronic cross section up to $\sqrt{\hat{s}} \sim 600 - 700$ GeV. In this latter region the vanishing external momenta condition is obviously not satisfied and therefore the result obtained in this approximation is unreliable.

The inclusion of more terms in a large top-mass expansion of the form factors does not improve the evaluation of the LO cross section [51, 52]. The reason is easily understood looking at the plots in Fig. 3. They are obtained evaluating the F_1 form factor with p_T randomly generated but distributed as for the integration of the full LO cross section. The spread in the points for equal $\sqrt{\hat{s}}$ is induced by the difference in the value of p_T for fixed $\sqrt{\hat{s}}$. The LET result² (fig. 3a) approximates relatively well the exact result for $F_1^{1\ell}$ in the region $\sqrt{\hat{s}} \lesssim 2m_t$ but it fails in describing the region $\sqrt{\hat{s}} > 2m_t$ when $\sqrt{\hat{s}} \gtrsim 450$ GeV. The sum of the first five terms in the large top-mass expansion of $F_1^{1\ell}$ (fig. 3b) reproduces quite well the exact results when $\sqrt{\hat{s}} \lesssim 400$ GeV while the region $\sqrt{\hat{s}} > 400$ GeV is described very badly, worse than in the LET case. Similar considerations apply to $F_2^{1\ell}$.

We remark that the evaluation of F_1 and F_2 via a large mass expansion has a range of validity up to the $2m_t$ threshold. Describing the region above this threshold via the LET results means to replace the exact form factors by constant values. Instead using the sum of few terms in the large mass expansion means to replace F_1 and F_2 by a powerlike combination of \hat{s}/m_t^2 that has a wrong behavior when \hat{s} grows. As a consequence, the partonic cross section in eq. (11) grows, for large values of the partonic center-of-mass energy, as \hat{s} in the former case, while as \hat{s}^{n+1}/m_t^{2n} in the latter case with n the order of the expansion. Although in both cases the behavior of the partonic cross section in the region $\sqrt{\hat{s}} > 2m_t$ is not described correctly, it is evident that in this region the cross section is much better (or less worse) approximated by its LET value than by including additional terms in the large mass expansion. As a further remark, we recall that the full form factors develop an imaginary part above $\sqrt{\hat{s}} > 2m_t$ which cannot be described by an expansion in small external momenta. This imaginary part is however smaller than the real part up to $\sqrt{\hat{s}} \approx 450$ GeV.

In Fig. 4 we present the partonic cross section as a function of $\sqrt{\hat{s}}$. The exact cross section (solid black line), $\sigma_{ex}^{(0)}$, is compared with the approximated ones (dashed colored lines), $\sigma_{app,n}^{(0)}$, obtained using for the form factors the expansions in eqs. (19–21) to the order n . The figure tells us that the validity of an estimate of the hadronic cross section from eq. (1) based on the use of $\sigma_{app,n}^{(0)}$ depends on the relative weights in the hadronic integral of the regions where $\sigma_{app,n}^{(0)} < \sigma_{ex}^{(0)}$ vs. $\sigma_{app,n}^{(0)} > \sigma_{ex}^{(0)}$ and how these two regions can compensate each other. With the increase in the hadronic energy, regions with larger $\sqrt{\hat{s}}$ are going to contribute more to the hadronic cross section, so that the LET approximation is going to grow in size and therefore become either closer to the full cross section or overestimating it. For instance for $\sqrt{\hat{s}} = 100$ TeV the LET result overestimates the full cross section by a factor ~ 2.2 .

Figure 4 indicates that an estimate of the LO hadronic cross section obtained employing

²In fig. 3a the exact cancellation in the LET result between the box and the triangle contributions at the $2m_H$ threshold is manifest, whereas in the full result the cancellation between these two contributions is not perfect.

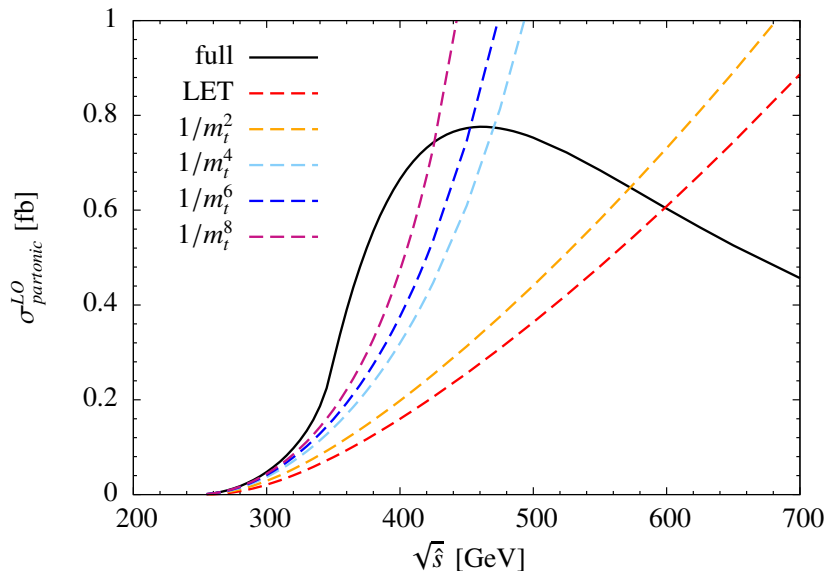


Figure 4: Leading order partonic cross section as a function of the partonic center-of-mass energy. The solid line corresponds to the exact result, the dashed ones to the results obtained using different terms in the large top-mass expansion.

	$\sqrt{\hat{s}_c} = \infty$	$\sqrt{\hat{s}_c} = 450$	$\sqrt{\hat{s}_c} = 400$	$\sqrt{\hat{s}_c} = 350$	$\sqrt{\hat{s}_c} = 300$	$\sqrt{\hat{s}_c} = 0$
$1/m_t^2$	23.18	20.12	19.80	19.49	19.25	19.17
$1/m_t^4$	1703	22.63	20.96	19.90	19.32	19.17
$1/m_t^6$	4678	23.80	21.52	20.09	19.36	19.17
$1/m_t^8$	$7.766 \cdot 10^6$	25.84	22.18	20.25	19.38	19.17

Table 1: Values in fb of the LO cross section computed using the large mass expansion results of F_1 and F_2 of eqs. (19–21) for partonic energies up to $\sqrt{\hat{s}_c}$ (in GeV) while for partonic energies greater than $\sqrt{\hat{s}_c}$ approximating F_1 and F_2 with their LET values.

the large-mass expanded results for F_1 and F_2 in the entire range of partonic energies is not going to be realistic. An alternative estimate, based on the use of the maximal approximate information available and on simplicity, can be obtained by evaluating F_1 and F_2 via a large mass expansion only up to a cut $\sqrt{\hat{s}_c}$ in the partonic center-of-mass energy while above $\sqrt{\hat{s}_c}$, where we do not trust any more the expansion, setting them to their LET values³. This can be considered an improvement with respect to an evaluation based only on the LET result because we are describing better the region $\sqrt{\hat{s}} < 2m_t$.

In Table 1 we report the values of the LO hadronic cross section computed employing different orders in the expansion of F_1 and F_2 from eqs. (19–21) in the region below $\sqrt{\hat{s}_c}$ while above it the LET values are used. The values for the cross section are obtained using a modified version of the code HPAIR [53], with $\sqrt{s} = 14$ TeV, $m_t = 173.2$ GeV, $m_H = 125$ GeV and employing the parton distribution functions (pdf) MSTW08 [54–56]. The α_s value is taken as the default in the pdf set, namely $\alpha_s^{LO}(m_Z) = 0.13939$. The renormalization and factorization scales have been set to $\mu_R = \mu_F = M_{HH}/2$ as suggested by the NNLL

³These F_1 and F_2 functions are not continuous at $\sqrt{\hat{s}_c}$.

threshold expansion performed in ref. [42]. The numbers in the table should be compared with the exact LO result⁴ that, including also the bottom contribution, reads

$$\sigma_{LO}^{full} = 23.38 \text{ fb} . \quad (22)$$

Note that the bottom quark loops contribute with less than 1%. One can see from the first column in the table that the use of the large mass expansion in the entire range of partonic energies gives rise to a non convergent result. The table also shows that the if $\sqrt{\hat{s}_c}$ is taken around 400 GeV the LO cross section obtained in this way is closer to the exact result than the one that is obtained using the LET results (last column of the table).

4 Outline of calculation

An exact analytic evaluation of the two-loop QCD corrections to the F_1 and F_2 form factors is presently not available. Exact expressions for $F_1^{2\Delta}$ and $F_2^{2\Delta}$ can be derived given the structure of the double-triangle diagrams (fig. 2b) that allows to express the result in terms of products of one-loop Passarino-Veltman functions [57]. An exact analytic result for F_{Δ}^{2l} can be obtained by adapting the corresponding calculation in single-Higgs production [29–32]. Instead the exact analytic evaluations of $F_{\square}^{2\ell}$ and $F_2^{2\ell}$ seem, at the moment, beyond our computational ability. However, it seems feasible to obtain an approximate evaluation of latter form factors using the method of asymptotic expansions [58, 59]. Two different kind of expansions must be employed according to the region of partonic energy one is considering: for $\sqrt{\hat{s}} \lesssim 2m_t$ a large mass expansion in the top mass has to be performed while in the complementary region ($\sqrt{\hat{s}} \gtrsim 2m_t$) a large momentum expansion is required⁵. Here we provide a first step in the evaluation of the $\mathcal{O}(\alpha_s)$ corrections to F_1 and F_2 via asymptotic expansions addressing the large mass case.

The large top-mass expansions of the two-loop diagrams contributing to $F_{\square}^{2\ell}$ and $F_2^{2\ell}$ is performed using the strategy described in ref. [60] that we briefly recall here. The relevant diagrams are generated with the help of `FeynArts` [61], and contracted with the projector $A_1^{\mu\nu}$ ($A_2^{\mu\nu}$) to extract the F_1 (F_2) contribution. Then they are separated in two classes: *i*) those that can be evaluated via an ordinary Taylor expansion in powers of \hat{s}/m_t^2 , \hat{t}/m_t^2 and \hat{u}/m_t^2 ; *ii*) the diagrams that require an asymptotic expansion, i.e. those that when Taylor-expanded in the external momenta exhibit an infrared (IR) divergent behavior.

Class-*i* diagrams require the evaluation of the generic integral

$$v(j_1, \dots, j_9, m_1, m_2, m_3) = \int d^4k_1 d^4k_2 \frac{(k_1 \cdot p_1)^{j_1} (k_1 \cdot p_2)^{j_2} (k_1 \cdot p_3)^{j_3} (k_2 \cdot p_1)^{j_4} (k_2 \cdot p_2)^{j_5} (k_2 \cdot p_3)^{j_6}}{(k_1^2 - m_1^2)^{j_7} (k_2^2 - m_2^2)^{j_8} ((k_1 + k_2)^2 - m_3^2)^{j_9}} \quad (23)$$

where any exponent $j_1 - j_9$ is either 0 or a positive integer and the propagator masses, $m_1 - m_3$, are either m_t or 0. The integral (23) can be reduced to vacuum integrals, i.e. $v(0, \dots, 0, j_7, j_8, j_9, m_1, m_2, m_3)$, using the tensor reduction formula presented in ref. [62]. The two-loop vacuum integrals obtained from the reduction can be evaluated using the results of ref. [63].

⁴Note that wherever we use the exact LO cross section we include always the bottom quark loops.

⁵Note that for $\sqrt{\hat{s}} \gtrsim 2m_t$, different expansions in \hat{t}/m_t^2 and \hat{u}/m_t^2 need to be performed, depending on whether \hat{t} and \hat{u} are smaller or larger than $(2m_t)^2$.

The two-loop diagrams that belong to class *ii*) are those containing either two triple-gluon vertices (fig. 2c) or one four-gluon vertex (fig. 2d). These diagrams become more and more IR divergent when the gluon propagators are Taylor-expanded with respect to the external momenta. The evaluation of the class *ii*) diagrams is obtained by supplementing the Taylor-expanded result by the exact computation of their IR divergent contribution.⁶ The IR-divergent part of any diagram is constructed by a repeated application of the identity in eq. (3.1) of ref. [60] controlled by the power counting in the IR-divergent terms. The outcome of the procedure is that the IR-divergent part of any diagram is expressed in terms of products of one-loop integrals with numerators that contain terms of the form $(k_i \cdot q_j)^m (k_1 \cdot k_2)^n$ ($i = 1, 2, j = 1, 2, 3$) where m, n are generic powers. Finally, the Passarino-Veltman reduction method is applied to eliminate the numerators and express the result in terms of the known one-loop scalar integrals [57].

5 Virtual corrections to $gg \rightarrow HH$

In this section we give the analytical results for the double-triangle form factors $F_1^{2\Delta}$ and $F_2^{2\Delta}$ and the two-loop form factors $F_1^{2\ell}$ and $F_2^{2\ell}$ and discuss their numerical impact.

5.1 Analytic results for the two-loop form factors

We present, for the first time, the exact computation of the double-triangle diagrams, i.e. keeping the full dependence on the quark masses. The top contribution to the form factors can be expressed in terms of one-loop integrals so that, defining

$$F^{2\Delta}(x) = \frac{8m_t^4}{(m_H^2 - x)^2} \left[1 + \frac{x}{(m_H^2 - x)} (B_0(m_H^2, m_t^2, m_t^2) - B_0(x, m_t^2, m_t^2)) + \frac{1}{2} (4m_t^2 - m_H^2 + x) C_0(0, x, m_H^2, m_t^2, m_t^2, m_t^2) \right]^2, \quad (24)$$

we find for $F_1^{2\Delta}$ and $F_2^{2\Delta}$ in eq. (13)

$$F_1^{2\Delta} = F^{2\Delta}(\hat{t}) + F^{2\Delta}(\hat{u}), \quad (25)$$

$$F_2^{2\Delta} = \frac{p_T^2}{\hat{t}} F^{2\Delta}(\hat{t}) + \frac{p_T^2}{\hat{u}} F^{2\Delta}(\hat{u}). \quad (26)$$

The finite parts of the scalar one-loop integrals appearing in eq. (24) are given by

$$B_0(x, m^2, m^2) = 2 + \beta_x \log \frac{\beta_x - 1}{\beta_x + 1} - \log \frac{m^2}{\mu_R^2}, \quad (27)$$

$$C_0(0, x, y, m^2, m^2, m^2) = \frac{1}{2(x-y)} \left(\log^2 \frac{\beta_x + 1}{\beta_x - 1} - \log^2 \frac{\beta_y + 1}{\beta_y - 1} \right), \quad (28)$$

with $\beta_x = \sqrt{1 - 4m^2/x}$ and β_y defined in analogy. The bottom contribution can be obtained through the substitution $m_t \rightarrow m_b$ in eq. (24).

⁶The second, disconnected, term in part A of fig. 1 of ref. [60] gives rise to a vanishing contribution because it contains scaleless one-loop integrals.

The two-loop form factors $F_{\Delta}^{2\ell}$, $F_{\square}^{2\ell}$ and $F_2^{2\ell}$ can be written as

$$F_i^{2\ell}(\hat{s}) = C_F F_{i,C_F}^{2\ell}(\hat{s}) + C_A F_{i,C_A}^{2\ell}(\hat{s}) \quad (i = \Delta, \square, 2) \quad (29)$$

where $F_{i,C_F}^{2\ell}$ is directly obtained from the two-loop virtual diagrams and depends upon the renormalized top-mass parameter employed that we choose to be the on-shell mass. The term $F_{i,C_A}^{2\ell}$ represents the IR regularized results after subtraction of the IR poles, i.e.

$$F_{i,C_A}^{2\ell}(\hat{s}) = F_{i,C_A}^{virt}(\hat{s}) + \delta F_{i,C_A}(\hat{s}) \quad (30)$$

where F_{i,C_A}^{virt} is the contribution of the two-loop virtual diagrams and $\delta F_{i,C_A}$ the counterterm required to make it finite that reads

$$\delta F_{i,C_A}(\hat{s}) = \frac{1}{2\epsilon^2} F_i^{1\ell}(\hat{s}, \epsilon)(\hat{s})^{-\epsilon} \quad (31)$$

where $F_i^{1\ell}(\hat{s}, \epsilon)$ is the one-loop result including the $\mathcal{O}(\epsilon, \epsilon^2)$ terms.

Employing the method described in sect. 4 we obtained the large top-mass expansion of the two-loop spin-0 and spin-2 form factors up to and including terms $\mathcal{O}(1/m_t^8)$. The results are presented in appendix 1. As in the one-loop case the form factors are expressed in terms of \hat{s} , p_T^2 , m_H^2 , and m_t^2 . The computation was performed first using orthogonal projectors in $n_d = 4 - 2\epsilon$ dimension (see eqs. (7,8)) and then using orthogonal projectors in $n_d = 4$ dimension. We found that, after the addition of the counterterm pieces from eq. (31), the two results are identical. We checked that, once the IR counterterm is chosen as in eq. (31), $F_{\Delta,C_A}^{2\ell}$ reproduces the result for the triangle form factor that can be obtained directly adapting the known results on single Higgs production (cfr. eq. (A2) with ref. [32]).

Finally, we want to comment on the comparison of our results with the ones of refs. [45, 46]. These references deal with the large top-mass evaluation of the NLO cross section while we concentrated only on the virtual corrections. We use a different method for the asymptotic expansion compared to refs. [45, 46]. Instead of adding subgraphs and co-subgraphs we followed ref. [60], where we only add the IR divergent parts, evaluated fully, to the diagrams that exhibit IR divergencies. We work at the level of amplitudes while in ref. [45] the total cross section is computed by deriving the imaginary part of the $gg \rightarrow gg$ amplitude and connecting it via the optical theorem to the total cross section.⁷ In refs. [45, 46] the phase space integrals are computed analytically which requires an expansion in $\delta = 1 - 4m_H^2/\hat{s}$ including the s -channel Higgs propagator in the triangle contributions. The result is then expressed as an expansion both in $\rho = m_H^2/m_t^2$ and δ . Our approach is instead to compute the phase space integrals numerically via Monte Carlo methods. Performing a Monte Carlo integration of the phase space integrals will allow us in future to include expansions in other regimes or exact results, once available, in a straightforward way. We remark that the integration over \hat{t} in eq. (13) of the expanded form factors can be easily done analytically as the latter are given as power series in \hat{t} . A precise numerical comparison with refs. [45, 46] cannot be performed, since we did not compute the real radiation part of the gg amplitude.

⁷ In [46] the virtual corrections have been computed also directly from the cut $gg \rightarrow HH$ amplitude.

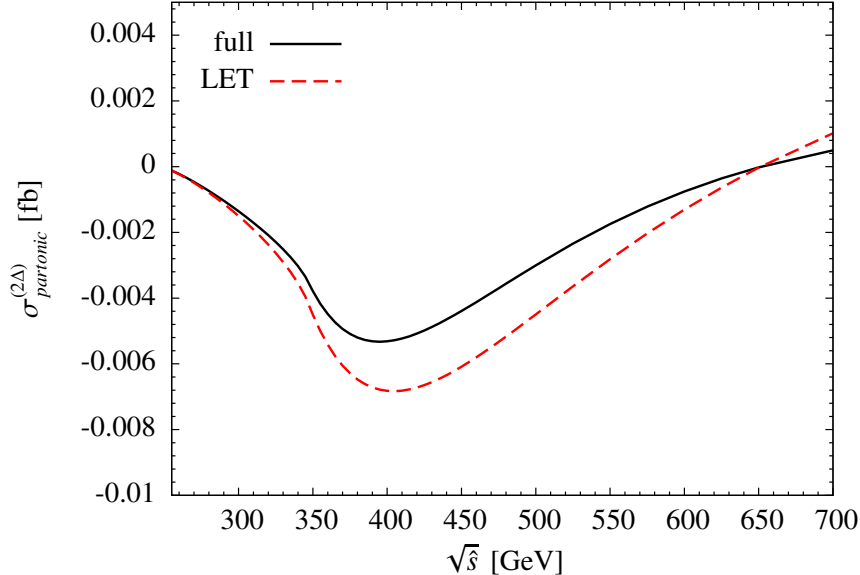


Figure 5: Double-triangle contribution to the partonic cross section as a function of the partonic center-of-mass energy. The solid line represents the exact result using eqs. (25) and (26) while the dashed one the result obtained in the LET approximation using eq. (16).

5.2 Numerical results

We discuss now the numerical impact of the corrections we computed. The numerical results are obtained with a private version of the code `HPAIR` [53] where we implemented our results. The inputs in the code are the same as in table 1, but using the NLO value for the strong coupling, $\alpha_s^{NLO}(m_Z) = 0.12018$.

We start analyzing the NLO contribution due to the double-triangle diagrams, i.e. $\sigma^{(2\Delta)} = \sigma^{(0)}\mathcal{C}_{\text{NLO}}$ with $F_1^{2\ell} = F_2^{2\ell} = 0$ (see eq. (13)). In order to quantify the impact of the inclusion of the finite mass effects we plot, in fig. 5, $\sigma^{(2\Delta)}$ computed in two ways: i) exactly (solid line), i.e. with all the form factors evaluated in full mass dependence, namely we use for $F_1^{2\Delta}$ ($F_2^{2\Delta}$) eq. (25) (eq. (26)). ii) Computing $F_1^{2\Delta}$ and $F_2^{2\Delta}$ using their LET approximation as given in eq. (16), while employing the exact expressions for $F_1^{1\ell}$ and $F_2^{1\ell}$ (dashed line). The figure shows that the inclusion of the finite top mass effects changes the double-triangle contribution to the partonic cross section by $\sim 20 - 30\%$. We remark that the double-triangle contribution to the hadronic cross section is actually always very small. Indeed, it amounts to ~ -0.18 fb while the NLO cross section is around 40 fb.

We turn now to discuss the contribution in \mathcal{C}_{NLO} due to $F_1^{2\ell}$ and $F_2^{2\ell}$ in eq. (13). We expect our results for $F_1^{2\ell}$ and $F_2^{2\ell}$ to be quite accurate for $\sqrt{\hat{s}} \lesssim 400$ GeV, in analogy with the LO case as shown in fig. 3. This allows us to evaluate the contribution induced by the mass effects in the virtual part of the NLO corrections by computing $\sigma^{(0)}\mathcal{C}_{\text{NLO}}$ at various order in the large mass expansion.

In table 2 we report the contribution of

$$\sigma^{(0)}\mathcal{C}_{\text{NLO}} = \frac{G_\mu^2 \alpha_s^2(\mu_R)}{512 (2\pi)^3} \frac{\alpha_s(\mu_R)}{\pi} \int_{t_-}^{t_+} 2 \text{Re} \left(T_F F_1^{1\ell,full} (T_F F_1^{2\ell,n})^* + T_F F_2^{1\ell,full} (T_F F_2^{2\ell,n})^* \right) \quad (32)$$

	$M_{HH}^c = 280$	$M_{HH}^c = 300$	$M_{HH}^c = 350$	$M_{HH}^c = 400$
LET	0.01037	0.04103	0.2392	0.617
$1/m_t^2$	0.00856	0.03454	0.1950	0.477
$1/m_t^4$	0.01192	0.04638	0.2784	0.775
$1/m_t^6$	0.01335	0.05110	0.3085	0.874
$1/m_t^8$	0.01417	0.05445	0.3414	1.046

Table 2: Contribution (in fb) of $\sigma^{(0)} \mathcal{C}_{\text{NLO}}$ as defined in eq. (32) to the hadronic cross section for few values of an upper cut on the invariant mass of the two Higgs system (in GeV).

	$M_{HH}^c = 280$	$M_{HH}^c = 300$	$M_{HH}^c = 350$	$M_{HH}^c = 400$
LET	0.01785	0.06534	0.3908	1.225
$1/m_t^2$	0.01249	0.04747	0.2880	0.870
$1/m_t^4$	0.01296	0.05085	0.3302	1.090
$1/m_t^6$	0.01339	0.05221	0.3374	1.101
$1/m_t^8$	0.01399	0.05438	0.3587	1.222

Table 3: As Table 2 but with $\sigma^0 \mathcal{C}_{\text{NLO}}$, computed factorizing the LO cross section (see text).

to the hadronic cross section for few values of an upper cut on the invariant mass of the two Higgs system⁸, M_{HH}^c , and various orders in the expansion. In eq. (32) $F_i^{1\ell,full}$, ($i = 1, 2$) indicates the exact expression of the one-loop form factor [28,47], while $F_i^{2\ell,n}$ the expression for the two-loop form factor we derived (eqs. (A1-A6)) to the relevant order n . Comparing the LET row with the $1/m_t^8$ one, we find that the mass effects induce a relative variation with respect to the $m_t \rightarrow \infty$ result up to $\sim 40\%$.

Based on the experience gained in single Higgs production one expects that the factorization of the exact LO cross section can improve the $m_t \rightarrow \infty$ determination of the hadronic cross section. Applying the same procedure to a large mass expansion determination amounts to evaluate $\sigma^{(0)} \mathcal{C}_{\text{NLO}}$ employing for $\sigma^{(0)}$ the exact LO cross section while evaluating \mathcal{C}_{NLO} at the same order of approximation both in the numerator and in the denominator. The contribution to the hadronic cross section of $\sigma^0 \mathcal{C}_{\text{NLO}}$ computed factorizing the exact LO cross section is presented in table 3. Looking at tables 2 and 3 we notice that the factorization of the exact LO cross section in the $m_t \rightarrow \infty$ result has the tendency to overestimate the NLO cross section as approximated by the $1/m_t^8$ rows in the tables. Both tables show in the first two columns a good convergence with respect to the order of the expansion, with the exception of the $1/m_t^2$ term. As expected, for $M_{HH}^c > 2m_t$ the convergence starts to downgrade.

Our analysis cannot say anything about the region of partonic energies $\sqrt{\hat{s}} \gtrsim 400$ GeV where our results cannot be trusted. Concerning the hadronic cross section we can only make a guess assuming that in both regions, $\sqrt{\hat{s}} \lesssim 400$ GeV and $\sqrt{\hat{s}} \gtrsim 400$ GeV, the variation induced by mass effects in $\sigma^0 \mathcal{C}_{\text{NLO}}$ will be of a similar size and behaviour so that

⁸For the virtual corrections M_{HH} and $\sqrt{\hat{s}}$ coincide.

compensations between the two energy regions are not going to happen. Comparing the first row in table 3 with the last one in table 2 we find a relative variation $\sim 20\%$. We notice that the contribution of $\sigma^0 \mathcal{C}_{\text{NLO}}$ to the NLO cross section is about 10% of the total, that the contributions we did not discuss, i.e. \mathcal{R}_{gg} , $\mathcal{R}_{q\bar{q}}$ and \mathcal{R}_{qg} , when evaluated in the limit of vanishing external momenta contribute to the total NLO cross section by $\sim 2\%$ and that, according to the analysis in refs. [43, 44], the finite mass effects reduce the size of the real contributions with respect their LET estimate. Considering a maximal case we expect that mass effects are going to reduce the $m_t \rightarrow \infty$ value of the NLO cross section by less than 10%. This size of variation is indeed found if one compares the NLO cross section evaluated in the $m_t \rightarrow \infty$ limit with the LO term factorized, $\sigma_{\text{LET}}^{\text{NLO}} = 40.00$ fb, with the NLO cross section computed as in table 1 with $\sqrt{\hat{s}_c} = 400$ GeV, the cut in the partonic energy that at LO gives a result close to the exact LO value. The latter cross section, that is computed evaluating $F_i^{2\ell}$ in the region below $\sqrt{\hat{s}_c}$ using the $1/m_t^8$ order in the expansion while above $\sqrt{\hat{s}_c}$ employing the LET values, amounts to $\sigma_{\hat{s}_c}^{\text{NLO}} = 37.86$ fb.

Finally we comment on larger hadronic center-of-mass energies. At LO, the LET result, e.g. at $\sqrt{s} = 100$ TeV, approximates the true one worse than at $\sqrt{s} = 14$ TeV. Even though a large center-of-mass energy gives a stronger weight to the region where the approximation of large top mass is not valid, we can expect that our conclusion on the uncertainty on the hadronic cross section due to mass effects is not going to change significantly, since the parts of the NLO cross section that are actually mass dependent are small.

6 Conclusions

In this paper we computed the virtual NLO QCD corrections in Higgs pair production. The double-triangle contribution was computed exactly while the spin-0 and spin-2 two-loop form factors in the amplitude were computed via an asymptotic expansion in the top mass up to and including terms $\mathcal{O}(1/m_t^8)$. Analytic results are presented for both contributions. Before this work $F_{1,2}^{2\ell}$ and $F_{1,2}^{2\Delta}$ were known only in the $m_t \rightarrow \infty$ limit [33].

Our results allow a more precise evaluation of the NLO cross section for partonic energies up to $\sqrt{\hat{s}} \simeq 400$ GeV. This energy region is not the one contributing most to the hadronic cross section, however, its investigation enabled us to quantify the difference between the NLO result obtained in the $m_t \rightarrow \infty$ limit and the true one, where the top mass is kept finite. Although we did not discuss the large mass evaluation of the real contributions \mathcal{R}_{gg} , $\mathcal{R}_{q\bar{q}}$ and \mathcal{R}_{qg} , their size, as estimated from their LET values, is quite small so that even a 100% error on these terms will not make a large difference in the hadronic cross section. Under the assumption that in both energy regions, $\sqrt{\hat{s}} \lesssim 400$ GeV and $\sqrt{\hat{s}} \gtrsim 400$ GeV, the finite top-mass effects are of similar size and behavior, we estimated that the true NLO result is going to be smaller than the one obtained in the LET limit by less than 10%. We remark that while our results for $\sqrt{\hat{s}} \lesssim 400$ GeV are solid, our estimate of the hadronic cross section, as any other based on results obtained via a large top-mass expansion, should be understood just as a guess.

Our analysis differs in several points from previous works in the literature [45, 46]. The main differences are: i) we performed the asymptotic expansion at the level of form factors and not of the cross section as in refs. [45, 46]. ii) We did not discuss the real contributions

as instead was done in those works. Point i) allowed us to compute the virtual NLO contribution as in eq. (32) without making use of the factorization of the exact LO cross section neither at the partonic level for the total cross section as in ref. [45] nor at the level of differential factorization, i.e. before the integration over the Higgs pair invariant mass, as in ref. [46]. The factorization of the LO cross section is known to work fine in single Higgs production where the exact NLO result is known [29–32], however there is no proof that the same happens also in double Higgs production. From the comparison of table 2 and table 3 in section 5 it seems that the differential factorization, that is expected to lead to a better result than the other possibility since it gives rise to a better-behaved integrand [46], when the LET result is employed tends to overestimate the result. Although a detail comparison of our results with those of refs. [45, 46] is not possible, we notice that our results in table 2 and 3 exhibit the same behavior with respect to the order of the expansion of the soft-virtual cross section of ref. [46].

Finally, we would like to point out that our work should be seen as one of the first steps towards a complete calculation of the two-loop virtual corrections in Higgs pair production. A complete calculation of the NLO corrections, requires to address, besides the real contributions that were studied in refs. [43, 44], the computation of the virtual corrections in the energy region $\sqrt{\hat{s}} \gtrsim 400$ GeV. These corrections are very difficult to compute but can be attacked either via a large momentum expansion calculation or by numerical methods.

Acknowledgments

R.G. would like to thank Jens Hoff for clarifications concerning refs. [45, 46]. G.D. thanks Pietro Slavich for useful comments. The work of P.P.G. was partially supported by the United States Department of Energy under Grant Contracts de-sc0012704.

1 Two-loop form factors in the large top-mass expansion

In this appendix we provide the two-loop form factors appearing in eq. (29) expanded in the small external momenta up to $\mathcal{O}(1/m_t^8)$. The triangle form factors read

$$F_{\Delta,CF}^{2\ell} = -1 + \frac{61}{270} \frac{\hat{s}}{m_t^2} + \frac{554}{14175} \frac{\hat{s}^2}{m_t^4} + \frac{104593}{15876000} \frac{\hat{s}^3}{m_t^6} + \frac{87077}{74844000} \frac{\hat{s}^4}{m_t^8}, \quad (\text{A1})$$

$$F_{\Delta,CA}^{2\ell} = \frac{5}{3} + \frac{29}{1080} \frac{\hat{s}}{m_t^2} + \frac{1}{7560} \frac{\hat{s}^2}{m_t^4} - \frac{29}{168000} \frac{\hat{s}^3}{m_t^6} - \frac{3329}{74844000} \frac{\hat{s}^4}{m_t^8}. \quad (\text{A2})$$

The spin-0 box form factors are given by

$$\begin{aligned} F_{\square,CF}^{2\ell} = & 1 - \frac{59}{90} \frac{m_H^2}{m_t^2} - \frac{7}{60} \frac{\hat{s}}{m_t^2} - \frac{59}{140} \frac{m_H^4}{m_t^4} + \frac{551}{8100} \frac{m_H^2 \hat{s}}{m_t^4} - \frac{12721}{226800} \frac{\hat{s}^2}{m_t^4} + \frac{251}{5670} \frac{p_T^2 \hat{s}}{m_t^4} \\ & - \frac{3821}{22050} \frac{m_H^6}{m_t^6} + \frac{45013}{396900} \frac{m_H^4 \hat{s}}{m_t^6} - \frac{229991}{3175200} \frac{m_H^2 \hat{s}^2}{m_t^6} + \frac{109313}{1587600} \frac{m_H^2 p_T^2 \hat{s}}{m_t^6} + \\ & \frac{15829}{15876000} \frac{\hat{s}^3}{m_t^6} - \frac{3799}{176400} \frac{p_T^2 \hat{s}^2}{m_t^6} \\ & - \frac{530729}{8731800} \frac{m_H^8}{m_t^8} + \frac{3948398}{49116375} \frac{m_H^6 \hat{s}}{m_t^8} - \frac{110261363}{1571724000} \frac{m_H^4 \hat{s}^2}{m_t^8} + \\ & \frac{1995199}{37422000} \frac{m_H^4 p_T^2 \hat{s}}{m_t^8} + \frac{4487981}{285768000} \frac{m_H^2 \hat{s}^3}{m_t^8} - \frac{126777587}{3143448000} \frac{m_H^2 p_T^2 \hat{s}^2}{m_t^8} - \\ & \frac{6432773}{2095632000} \frac{\hat{s}^4}{m_t^8} + \frac{518797}{69854400} \frac{p_T^2 \hat{s}^3}{m_t^8} - \frac{971203}{261954000} \frac{p_T^4 \hat{s}^2}{m_t^8}, \end{aligned} \quad (\text{A3})$$

$$\begin{aligned} F_{\square,CA}^{2\ell} = & -\frac{5}{3} - \frac{139}{270} \frac{m_H^2}{m_t^2} - \frac{11}{540} \frac{p_T^2}{m_t^2} + \frac{49}{360} \frac{\hat{s}}{m_t^2} \\ & - \frac{1649}{12600} \frac{m_H^4}{m_t^4} - \frac{31}{3780} \frac{m_H^2 p_T^2}{m_t^4} + \frac{31229}{529200} \frac{m_H^2 \hat{s}}{m_t^4} - \frac{4499}{105840} \frac{p_T^2 \hat{s}}{m_t^4} - \frac{451}{88200} \frac{\hat{s}^2}{m_t^4} \\ & - \frac{16273}{529200} \frac{m_H^6}{m_t^6} - \frac{1}{378} \frac{m_H^4 p_T^2}{m_t^6} + \frac{516367}{47628000} \frac{m_H^4 \hat{s}}{m_t^6} - \frac{7739}{212625} \frac{m_H^2 p_T^2 \hat{s}}{m_t^6} + \\ & \frac{52579}{11907000} \frac{m_H^2 \hat{s}^2}{m_t^6} + \frac{103}{567000} \frac{p_T^4 \hat{s}}{m_t^6} + \frac{626821}{47628000} \frac{p_T^2 \hat{s}^2}{m_t^6} - \frac{56969}{95256000} \frac{\hat{s}^3}{m_t^6} \\ & - \frac{4871}{712800} \frac{m_H^8}{m_t^8} - \frac{7}{8910} \frac{m_H^6 p_T^2}{m_t^8} - \frac{21577777}{11525976000} \frac{m_H^6 \hat{s}}{m_t^8} - \frac{56431033}{2881494000} \frac{m_H^4 p_T^2 \hat{s}}{m_t^8} + \\ & \frac{2457167}{251475840} \frac{m_H^4 \hat{s}^2}{m_t^8} + \frac{2}{12375} \frac{m_H^2 p_T^4 \hat{s}}{m_t^8} + \frac{168318277}{8644482000} \frac{m_H^2 p_T^2 \hat{s}^2}{m_t^8} - \frac{3696311}{987940800} \frac{m_H^2 \hat{s}^3}{m_t^8} + \\ & \frac{203699917}{69155856000} \frac{p_T^4 \hat{s}^2}{m_t^8} - \frac{70223597}{17288964000} \frac{p_T^2 \hat{s}^3}{m_t^8} + \frac{6643339}{12573792000} \frac{\hat{s}^4}{m_t^8} \\ & + \log\left(\frac{\hat{s}}{m_t^2}\right) \left[\frac{13}{630} \frac{m_H^2 \hat{s}}{m_t^4} + \frac{13}{420} \frac{p_T^2 \hat{s}}{m_t^4} - \frac{13}{2520} \frac{\hat{s}^2}{m_t^4} \right. \\ & \quad \left. + \frac{2}{105} \frac{m_H^4 \hat{s}}{m_t^6} + \frac{1}{35} \frac{m_H^2 p_T^2 \hat{s}}{m_t^6} - \frac{2}{189} \frac{m_H^2 \hat{s}^2}{m_t^6} - \frac{11}{1260} \frac{p_T^2 \hat{s}^2}{m_t^6} + \frac{11}{7560} \frac{\hat{s}^3}{m_t^6} \right] \end{aligned}$$

$$\begin{aligned}
& + \frac{38}{3465} \frac{m_H^6 \hat{s}}{m_t^8} + \frac{19}{1155} \frac{m_H^4 p_T^2 \hat{s}}{m_t^8} - \frac{59}{5670} \frac{m_H^4 \hat{s}^2}{m_t^8} - \frac{797}{62370} \frac{m_H^2 p_T^2 \hat{s}^2}{m_t^8} + \\
& \left. \frac{83}{24948} \frac{m_H^2 \hat{s}^3}{m_t^8} - \frac{10}{6237} \frac{p_T^4 \hat{s}^2}{m_t^8} + \frac{76}{31185} \frac{p_T^2 \hat{s}^3}{m_t^8} - \frac{1}{2835} \frac{\hat{s}^4}{m_t^8} \right], \quad (\text{A4})
\end{aligned}$$

and the spin-2 form factors by

$$\begin{aligned}
F_{2,C_F}^{2\ell} &= \frac{p_T^2}{m_t^2} \left[-\frac{131}{810} + \frac{338}{14175} \frac{\hat{s}}{m_t^2} - \frac{9679}{37800} \frac{m_H^2}{m_t^2} \right. \\
& - \frac{10141}{79380} \frac{m_H^4}{m_t^4} + \frac{1228043}{26460000} \frac{m_H^2 \hat{s}}{m_t^4} + \frac{332749}{17640000} \frac{p_T^2 \hat{s}}{m_t^4} - \frac{1234903}{105840000} \frac{\hat{s}^2}{m_t^4} \\
& - \frac{1535729}{31434480} \frac{m_H^6}{m_t^6} + \frac{372292}{9095625} \frac{m_H^4 \hat{s}}{m_t^6} + \frac{12986429}{561330000} \frac{m_H^2 p_T^2 \hat{s}}{m_t^6} - \\
& \left. \frac{107375959}{5239080000} \frac{m_H^2 \hat{s}^2}{m_t^6} - \frac{35525767}{5239080000} \frac{p_T^2 \hat{s}^2}{m_t^6} + \frac{28761377}{15717240000} \frac{\hat{s}^3}{m_t^6} \right], \quad (\text{A5})
\end{aligned}$$

$$\begin{aligned}
F_{2,C_A}^{2\ell} &= \frac{p_T^2}{m_t^2} \left[\frac{308}{675} + \frac{1377}{9800} \frac{m_H^2}{m_t^2} + \frac{23279}{1587600} \frac{\hat{s}}{m_t^2} \right. \\
& + \frac{68777}{1905120} \frac{m_H^4}{m_t^4} - \frac{1381031}{119070000} \frac{m_H^2 \hat{s}}{m_t^4} - \frac{4139287}{204120000} \frac{p_T^2 \hat{s}}{m_t^4} + \frac{2646079}{317520000} \frac{\hat{s}^2}{m_t^4} \\
& + \frac{1367543}{157172400} \frac{m_H^6}{m_t^6} - \frac{677103949}{57629880000} \frac{m_H^4 \hat{s}}{m_t^6} - \frac{229643327}{14407470000} \frac{m_H^2 p_T^2 \hat{s}}{m_t^6} + \\
& \frac{3555494423}{345779280000} \frac{m_H^2 \hat{s}^2}{m_t^6} + \frac{149867857}{28814940000} \frac{p_T^2 \hat{s}^2}{m_t^6} - \frac{129094579}{172889640000} \frac{\hat{s}^3}{m_t^6} \\
& + \log \left(\frac{\hat{s}}{m_t^2} \right) \left(-\frac{121}{540} + \frac{11}{1512} \frac{\hat{s}}{m_t^2} - \frac{341}{3780} \frac{m_H^2}{m_t^2} \right. \\
& - \frac{11}{378} \frac{m_H^4}{m_t^4} + \frac{128}{7875} \frac{m_H^2 \hat{s}}{m_t^4} + \frac{6077}{567000} \frac{p_T^2 \hat{s}}{m_t^4} - \frac{1811}{378000} \frac{\hat{s}^2}{m_t^4} \\
& - \frac{7}{810} \frac{m_H^6}{m_t^6} + \frac{24967}{2079000} \frac{m_H^4 \hat{s}}{m_t^6} + \frac{118}{12375} \frac{m_H^2 p_T^2 \hat{s}}{m_t^6} - \frac{5791}{891000} \frac{m_H^2 \hat{s}^2}{m_t^6} - \\
& \left. \frac{413}{148500} \frac{p_T^2 \hat{s}^2}{m_t^6} + \frac{7709}{12474000} \frac{\hat{s}^3}{m_t^6} \right) \left. \right]. \quad (\text{A6})
\end{aligned}$$

References

- [1] **ATLAS** Collaboration, G. Aad *et al.*, *Observation of a new particle in the search for the Standard Model Higgs boson with the detector at the LHC*. Phys. Lett. **B716** (2012) 1–29, arXiv:1207.7214 [hep-ex].
- [2] **CMS** Collaboration, S. Chatrchyan *et al.*, *Observation of a new boson at a mass of 125 GeV with the CMS experiment at the LHC*. Phys. Lett. **B716** (2012) 30–61, arXiv:1207.7235 [hep-ex].

- [3] **ATLAS and CMS** Collaboration, *Measurements of the Higgs boson production and decay rates and constraints on its couplings from a combined ATLAS and CMS analysis of the LHC pp collision data at $\sqrt{s} = 7$ and 8 TeV*. ATLAS-CONF-2015-044 and CMS-PAS-HIG-15-002.
- [4] A. Djouadi, W. Kilian, M. Mühlleitner, and P. M. Zerwas, *Production of neutral Higgs boson pairs at LHC*. Eur. Phys. J. **C10** (1999) 45–49, arXiv:hep-ph/9904287 [hep-ph].
- [5] M. M. Mühlleitner, *Higgs particles in the standard model and supersymmetric theories*. Dissertation, Hamburg U., 2000. arXiv:hep-ph/0008127 [hep-ph].
- [6] T. Plehn and M. Rauch, *The quartic higgs coupling at hadron colliders*. Phys. Rev. **D72** (2005) 053008, arXiv:hep-ph/0507321 [hep-ph].
- [7] T. Binoth, S. Karg, N. Kauer, and R. Ruckl, *Multi-Higgs boson production in the Standard Model and beyond*. Phys. Rev. **D74** (2006) 113008, arXiv:hep-ph/0608057 [hep-ph].
- [8] U. Baur, T. Plehn, and D. L. Rainwater, *Probing the Higgs selfcoupling at hadron colliders using rare decays*. Phys. Rev. **D69** (2004) 053004, arXiv:hep-ph/0310056 [hep-ph].
- [9] J. Baglio, A. Djouadi, R. Gröber, M. M. Mühlleitner, J. Quevillon, and M. Spira, *The measurement of the Higgs self-coupling at the LHC: theoretical status*. JHEP **04** (2013) 151, arXiv:1212.5581 [hep-ph].
- [10] W. Yao, “Studies of measuring Higgs self-coupling with $HH \rightarrow b\bar{b}\gamma\gamma$ at the future hadron colliders,” in *Community Summer Study 2013: Snowmass on the Mississippi (CSS2013) Minneapolis, MN, USA, July 29-August 6, 2013*. 2013. arXiv:1308.6302 [hep-ph].
- [11] V. Barger, L. L. Everett, C. B. Jackson, and G. Shaughnessy, *Higgs-Pair Production and Measurement of the Triscalar Coupling at LHC(8,14)*. Phys. Lett. **B728** (2014) 433–436, arXiv:1311.2931 [hep-ph].
- [12] A. Azatov, R. Contino, G. Panico, and M. Son, *Effective field theory analysis of double Higgs boson production via gluon fusion*. Phys. Rev. **D92** (2015) no. 3, 035001, arXiv:1502.00539 [hep-ph].
- [13] C.-T. Lu, J. Chang, K. Cheung, and J. S. Lee, *An exploratory study of Higgs-boson pair production*. JHEP **08** (2015) 133, arXiv:1505.00957 [hep-ph].
- [14] M. J. Dolan, C. Englert, and M. Spannowsky, *Higgs self-coupling measurements at the LHC*. JHEP **10** (2012) 112, arXiv:1206.5001 [hep-ph].
- [15] A. Papaefstathiou, L. L. Yang, and J. Zurita, *Higgs boson pair production at the LHC in the $b\bar{b}W^+W^-$ channel*. Phys. Rev. **D87** (2013) no. 1, 011301, arXiv:1209.1489 [hep-ph].

- [16] D. E. Ferreira de Lima, A. Papaefstathiou, and M. Spannowsky, *Standard model Higgs boson pair production in the $(b\bar{b})(b\bar{b})$ final state*. JHEP **08** (2014) 030, arXiv:1404.7139 [hep-ph].
- [17] D. Wardrope, E. Jansen, N. Konstantinidis, B. Cooper, R. Falla, and N. Norjoharuddeen, *Non-resonant Higgs-pair production in the $b\bar{b}b\bar{b}$ final state at the LHC*. Eur. Phys. J. **C75** (2015) no. 5, 219, arXiv:1410.2794 [hep-ph].
- [18] J. K. Behr, D. Bortoletto, J. A. Frost, N. P. Hartland, C. Issever, and J. Rojo, *Boosting Higgs pair production in the $b\bar{b}b\bar{b}$ final state with multivariate techniques*. arXiv:1512.08928 [hep-ph].
- [19] S. Dawson, A. Ismail, and I. Low, *What's in the loop? The anatomy of double Higgs production*. Phys. Rev. **D91** (2015) no. 11, 115008, arXiv:1504.05596 [hep-ph].
- [20] C. O. Dib, R. Rosenfeld, and A. Zerwekh, *Double Higgs production and quadratic divergence cancellation in little Higgs models with T parity*. JHEP **05** (2006) 074, arXiv:hep-ph/0509179 [hep-ph].
- [21] R. Gröber and M. Mühlleitner, *Composite Higgs Boson Pair Production at the LHC*. JHEP **06** (2011) 020, arXiv:1012.1562 [hep-ph].
- [22] R. Contino, M. Ghezzi, M. Moretti, G. Panico, F. Piccinini, and A. Wulzer, *Anomalous Couplings in Double Higgs Production*. JHEP **08** (2012) 154, arXiv:1205.5444 [hep-ph].
- [23] CMS Collaboration, *Search for the resonant production of two Higgs bosons in the final state with two photons and two bottom quarks*. CMS-PAS-HIG-13-032.
- [24] ATLAS Collaboration, G. Aad *et al.*, *Search For Higgs Boson Pair Production in the $\gamma\gamma b\bar{b}$ Final State using pp Collision Data at $\sqrt{s} = 8$ TeV from the ATLAS Detector*. Phys. Rev. Lett. **114** (2015) no. 8, 081802, arXiv:1406.5053 [hep-ex].
- [25] CMS Collaboration, V. Khachatryan *et al.*, *Search for resonant pair production of Higgs bosons decaying to two bottom quark-antiquark pairs in proton-proton collisions at 8 TeV*. Phys. Lett. **B749** (2015) 560–582, arXiv:1503.04114 [hep-ex].
- [26] ATLAS Collaboration, G. Aad *et al.*, *Search for Higgs boson pair production in the $b\bar{b}b\bar{b}$ final state from pp collisions at $\sqrt{s} = 8$ TeV with the ATLAS detector*. Eur. Phys. J. **C75** (2015) no. 9, 412, arXiv:1506.00285 [hep-ex].
- [27] ATLAS Collaboration, G. Aad *et al.*, *Searches for Higgs boson pair production in the $hh \rightarrow b\bar{b}\tau\tau, \gamma\gamma WW^*, \gamma\gamma b\bar{b}, b\bar{b}b\bar{b}$ channels with the ATLAS detector*. Phys. Rev. **D92** (2015) 092004, arXiv:1509.04670 [hep-ex].
- [28] E. W. N. Glover and J. J. van der Bij, *Higgs boson pair production via gluon fusion*. Nucl. Phys. **B309** (1988) 282.
- [29] M. Spira, A. Djouadi, D. Graudenz, and P. M. Zerwas, *Higgs boson production at the LHC*. Nucl. Phys. **B453** (1995) 17–82, arXiv:hep-ph/9504378 [hep-ph].

- [30] R. Harlander and P. Kant, *Higgs production and decay: Analytic results at next-to-leading order QCD*. JHEP **0512** (2005) 015, arXiv:hep-ph/0509189 [hep-ph].
- [31] C. Anastasiou, S. Beerli, S. Bucherer, A. Daleo, and Z. Kunszt, *Two-loop amplitudes and master integrals for the production of a Higgs boson via a massive quark and a scalar-quark loop*. JHEP **01** (2007) 082, arXiv:hep-ph/0611236 [hep-ph].
- [32] U. Aglietti, R. Bonciani, G. Degrassi, and A. Vicini, *Analytic Results for Virtual QCD Corrections to Higgs Production and Decay*. JHEP **01** (2007) 021, arXiv:hep-ph/0611266 [hep-ph].
- [33] S. Dawson, S. Dittmaier, and M. Spira, *Neutral Higgs boson pair production at hadron colliders: QCD corrections*. Phys. Rev. **D58** (1998) 115012, arXiv:hep-ph/9805244 [hep-ph].
- [34] D. de Florian and J. Mazzitelli, *Higgs Boson Pair Production at Next-to-Next-to-Leading Order in QCD*. Phys. Rev. Lett. **111** (2013) 201801, arXiv:1309.6594 [hep-ph].
- [35] J. Grigo, K. Melnikov, and M. Steinhauser, *Virtual corrections to Higgs boson pair production in the large top quark mass limit*. Nucl. Phys. **B888** (2014) 17–29, arXiv:1408.2422 [hep-ph].
- [36] R. Gröber, M. Mühlleitner, M. Spira, and J. Streicher, *NLO QCD Corrections to Higgs Pair Production including Dimension-6 Operators*. JHEP **09** (2015) 092, arXiv:1504.06577 [hep-ph].
- [37] S. Dawson and I. M. Lewis, *NLO corrections to double Higgs boson production in the Higgs singlet model*. Phys. Rev. **D92** (2015) no. 9, 094023, arXiv:1508.05397 [hep-ph].
- [38] B. Hespel, D. Lopez-Val, and E. Vryonidou, *Higgs pair production via gluon fusion in the Two-Higgs-Doublet Model*. JHEP **09** (2014) 124, arXiv:1407.0281 [hep-ph].
- [39] R. Gröber, M. Mühlleitner, and M. Spira, *Signs of Composite Higgs Pair Production at Next-to-Leading Order*. arXiv:1602.05851 [hep-ph].
- [40] A. Agostini, G. Degrassi, R. Gröber, and P. Slavich, *NLO-QCD corrections to Higgs pair production in the MSSM*. arXiv:1601.03671 [hep-ph].
- [41] D. Y. Shao, C. S. Li, H. T. Li, and J. Wang, *Threshold resummation effects in Higgs boson pair production at the LHC*. JHEP **07** (2013) 169, arXiv:1301.1245 [hep-ph].
- [42] D. de Florian and J. Mazzitelli, *Higgs pair production at next-to-next-to-leading logarithmic accuracy at the LHC*. JHEP **09** (2015) 053, arXiv:1505.07122 [hep-ph].

- [43] R. Frederix, S. Frixione, V. Hirschi, F. Maltoni, O. Mattelaer, P. Torrielli, E. Vryonidou, and M. Zaro, *Higgs pair production at the LHC with NLO and parton-shower effects*. Phys. Lett. **B732** (2014) 142–149, arXiv:1401.7340 [hep-ph].
- [44] F. Maltoni, E. Vryonidou, and M. Zaro, *Top-quark mass effects in double and triple Higgs production in gluon-gluon fusion at NLO*. JHEP **11** (2014) 079, arXiv:1408.6542 [hep-ph].
- [45] J. Grigo, J. Hoff, K. Melnikov, and M. Steinhauser, *On the Higgs boson pair production at the LHC*. Nucl. Phys. **B875** (2013) 1–17, arXiv:1305.7340 [hep-ph].
- [46] J. Grigo, J. Hoff, and M. Steinhauser, *Higgs boson pair production: top quark mass effects at NLO and NNLO*. Nucl. Phys. **B900** (2015) 412–430, arXiv:1508.00909 [hep-ph].
- [47] T. Plehn, M. Spira, and P. M. Zerwas, *Pair production of neutral Higgs particles in gluon-gluon collisions*. Nucl. Phys. **B479** (1996) 46–64, arXiv:hep-ph/9603205 [hep-ph]. [Erratum: Nucl. Phys. **B531** (1998) 655].
- [48] J. R. Ellis, M. K. Gaillard, and D. V. Nanopoulos, *A Phenomenological Profile of the Higgs Boson*. Nucl. Phys. **B106** (1976) 292.
- [49] M. A. Shifman, A. I. Vainshtein, M. B. Voloshin, and V. I. Zakharov, *Low-Energy Theorems for Higgs Boson Couplings to Photons*. Sov. J. Nucl. Phys. **30** (1979) 711–716. [Yad. Fiz. 30, 1368 (1979)].
- [50] B. A. Kniehl and M. Spira, *Low-energy theorems in Higgs physics*. Z. Phys. **C69** (1995) 77–88, arXiv:hep-ph/9505225 [hep-ph].
- [51] S. Dawson, E. Furlan, and I. Lewis, *Unravelling an extended quark sector through multiple Higgs production?* Phys. Rev. **D87** (2013) no. 1, 014007, arXiv:1210.6663 [hep-ph].
- [52] M. Gillioz, R. Gröber, C. Grojean, M. Mühlleitner, and E. Salvioni, *Higgs Low-Energy Theorem (and its corrections) in Composite Models*. JHEP **10** (2012) 004, arXiv:1206.7120 [hep-ph].
- [53] M. Spira, HPAIR home page. <http://tiger.web.psi.ch/hpair/>.
- [54] A. D. Martin, W. J. Stirling, R. S. Thorne, and G. Watt, *Parton distributions for the LHC*. Eur. Phys. J. **C63** (2009) 189–285, arXiv:0901.0002 [hep-ph].
- [55] A. D. Martin, W. J. Stirling, R. S. Thorne, and G. Watt, *Uncertainties on α_s in global PDF analyses and implications for predicted hadronic cross sections*. Eur. Phys. J. **C64** (2009) 653–680, arXiv:0905.3531 [hep-ph].
- [56] A. D. Martin, W. J. Stirling, R. S. Thorne, and G. Watt, *Heavy-quark mass dependence in global PDF analyses and 3- and 4-flavour parton distributions*. Eur. Phys. J. **C70** (2010) 51–72, arXiv:1007.2624 [hep-ph].

- [57] G. Passarino and M. J. G. Veltman, *One Loop corrections for e^+e^- annihilation into $\mu^+\mu^-$ in the Weinberg Model*. Nucl. Phys. **B160** (1979) 151.
- [58] V. A. Smirnov, *Applied asymptotic expansions in momenta and masses*. Springer Tracts Mod. Phys. **177** (2002) 1–262.
- [59] V. A. Smirnov and E. R. Rakhmetov, *The Strategy of regions for asymptotic expansion of two loop vertex Feynman diagrams*. Theor. Math. Phys. **120** (1999) 870–875, [arXiv:hep-ph/9812529](#) [hep-ph]. [Teor. Mat. Fiz. 120, 64 (1999)].
- [60] G. Degrossi and P. Slavich, *NLO QCD bottom corrections to Higgs boson production in the MSSM*. JHEP **1011** (2010) 044, [arXiv:1007.3465](#) [hep-ph].
- [61] T. Hahn, *Generating Feynman diagrams and amplitudes with FeynArts 3*. Comput. Phys. Commun. **140** (2001) 418–431, [arXiv:hep-ph/0012260](#) [hep-ph].
- [62] O. V. Tarasov, “An Algorithm for small momentum expansion of Feynman diagrams,” in *Artificial intelligence in high-energy and nuclear physics '95. Proceedings, 4th International Workshop On Software Engineering, Artificial Intelligence, and Expert Systems, Pisa, Italy, April 3-8, 1995*. 1995. [arXiv:hep-ph/9505277](#) [hep-ph].
- [63] A. I. Davydychev and J. B. Tausk, *Two loop selfenergy diagrams with different masses and the momentum expansion*. Nucl. Phys. **B397** (1993) 123–142.