

An event mixing technique for Bose-Einstein correlations of two bosons in exclusive reactions

HE Qing-Hua^{1,8} H. Fujimura^{1a} H. Fukasawa¹ R. Hashimoto^{1b} Y. Honda¹ T. Ishikawa¹
 T. Iwata² S. Kaida¹ J. Kasagi¹ A. Kawano³ S. Kuwasaki¹ K. Maeda⁴ S. Masumoto⁵
 M. Miyabe¹ F. Miyahara^{1c} K. Mochizuki¹ N. Muramatsu¹ A. Nakamura¹ K. Nawa¹
 S. Ogushi¹ Y. Okada¹ Y. Onodera¹ K. Ozawa⁶ Y. Sakamoto³ M. Sato¹ H. Shimizu¹
 H. Sugai¹ K. Suzuki⁷ Y. Tajima² S. Takahashi¹ Y. Taniguchi¹ Y. Tsuchikawa¹
 H. Yamazaki¹ R. Yamazaki¹ H.Y. Yoshida²

¹Research Center for Electron Photon Science, Tohoku University, Sendai 982-0826, Japan

²Department of Physics, Yamagata University, Yamagata 990-8560, Japan

³Department of Information Science, Tohoku Gakuin University, Sendai 981-3193, Japan

⁴Department of Physics, Tohoku University, Sendai 980-8578, Japan

⁵Department of Physics, University of Tokyo, Tokyo 113-0033, Japan

⁶Institute of Particle and Nuclear Studies, KEK, Tsukuba 305-0801, Japan

⁷Wakasa-wan Energy Research Center, Tsuruga 914-0192, Japan

⁸Institute of Fluid Physics, China Academy of Engineering Physics, P. O. Box 919-101, Mianyang 621900, China

^a Present address: Department of Physics, Wakayama Medical University, Wakayama 641-8509, Japan

^b Present address: Department of Physics, Yamagata University, Yamagata 990-8560, Japan

^c Present address: Accelerator Laboratory, KEK, Tsukuba 305-0801, Japan

Abstract: We have developed an event mixing technique to observe Bose-Einstein correlations (BEC) between two identical neutral pions produced in photo-induced reactions in the non-perturbative QCD energy region. It is found that the missing-mass consistency cut and the pion-energy cut are essential for the event mixing method to effectively extract BEC observables. A Monte Carlo (MC) simulation is used to validate these constraints and confirms the efficiency of this method. Our work paves the way for similar BEC studies at lower energies where the multiplicity of emitted bosons is limited.

Key words: Bose-Einstein correlations, photoproduction, event mixing

PACS: 25.20.Lj, 14.20.Dh, 14.20.Gk, 29.85.Fj, 29.90.+r

1 Introduction

The Bose-Einstein correlation (BEC) effect was used for the first time in the 1950's by R. Hanbury-Brown and R. Q. Twiss [1] in astronomy to learn about the size of the photon emission region, i.e. the size of a particular astronomical object that is emitting photons. It is also used as a tool in particle physics to study the space-time properties of boson emitters, especially in particle collision [2, 3] and heavy-ion collision [4] reactions with large multiplicity at high energies. However, in the non-perturbative QCD energy region, the BEC analysis has not yet been performed because the observation of BEC effects is strongly obscured by many factors such as strict kinematical limits and resonance effects. There was no reliable method previously to address this problem.

In general, the wave function of two identical bosons emitted from a source should be symmetric with respect to the exchange of the two bosons (see Fig. 1). This symmetrization leads to an enhanced probability of emis-

sion if the two bosons have similar momenta. The enhancement is related to the space-time dimensions of the source. Therefore, this effect can be used to study the size of the emitter source. The BEC effects can be measured in terms of the correlation function

$$C_2(1,2) = \frac{P(1,2)}{P(1)P(2)}, \quad (1)$$

where $P(1,2)$ denotes the probability of emitting a pair of identical bosons and $P(i)$ ($i=1,2$) is that of emitting each identical boson without BEC. If a sphere of the source with a Gaussian density distribution is assumed, Eq. (1) can be expressed in an analytic form [2]

$$C_2(Q) = N(1 + \lambda_2 e^{-r_0^2 Q^2}), \quad (2)$$

where N is the normalization factor, Q denotes the relative momentum defined by $Q^2 = -(p_1 - p_2)^2 = M^2 - 4\mu^2$ (M is the invariant mass of the two identical bosons of mass μ with the four-momentum p_i), and r_0 denotes a

1) E-mail: qhhe@lns.tohoku.ac.jp

measure of the source dimension. The parameter λ_2 reflects the BEC strength for incoherent boson emission [5] and varies from 0 (completely coherent case) to 1 (totally chaotic limit). Experimental factors such as particle misidentification and detecting resolution inevitably affect the measurement of bosons' correlations and consequently are reflected in λ_2 . Equation (2) indicates the BEC effect would be observed as an enhancement at low Q .

The BEC effect is investigated by studying the spectra of their relative momentum Q . The correlation is quantified by the correlation function (1) which is defined as the ratio of the Q distribution of real data to that of reference samples free from BEC effects. A set of valid reference samples should be identical to the real data in all aspects but free of BEC effects. It is therefore a big challenge in a BEC study to find the appropriate reference samples, which affect the BEC result rather strongly and are thus the main source for the overall systematic errors. One of the methods to make a reference sample is the event mixing method that generates an artificial event by taking two particles from different real events[7], as illustrated schematically in Fig. 2.

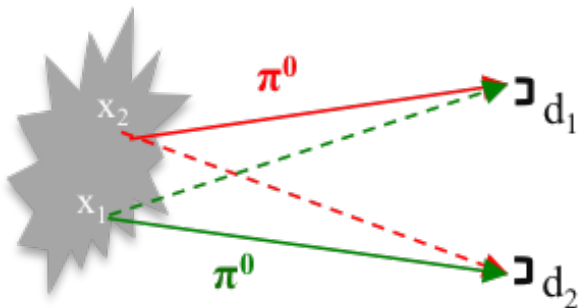


Fig. 1. Schematic illustration of Bose-Einstein correlations between two identical particles. These two particles are emitted from points x_1 and x_2 in a source. They are detected at two separate positions d_1 and d_2 with momenta p_1 and p_2 , respectively. Two possible trajectories (full and dashed lines) cannot be distinguished. In the case of hadrons, the distance between the emission points is of the order of a femtometer. The distance between the detector and the particles emission source is of the order of a meter.

Event mixing technique works well, for example, in estimating the background of a resonance and in observing BEC effects, both for inclusive reactions with large multiplicity. But its application in exclusive reactions has not been discussed due to the fact that the energy-momentum conservation is violated by event mixing. In 1984, D. Drijard, H.G. Fischer and T. Nakada [6] studied in detail the application of event mixing in the extraction of resonance signals in inclusive reactions. The features of the invariant mass distribution obtained from combinations of particles from different events, i.e. event mixing, was investigated. They concluded that event mixing can reproduce the shape of the uncorrelated invariant mass distribution and be used to observe resonance signals via subtracting the uncorrelated invariant mass distribution from the original one. Event mixing is also used as a tool to observe BECs for identical boson pairs produced in inclusive reactions with large multiplicities. This technique works because it can eliminate all correlations between particles. For inclusive reactions with a large number of final state particles, the degree of freedom is quite large, and correlations due to the phase space limit could be ignored. Therefore, phase space effects should not be a big problem in event mixing. But for exclusive reactions especially with three body final states, phase space imposes strong correlations on the final state particles. It is a challenge to find an effective event mixing technique which not only can preserve the phase space correlations but also eliminate the other kind of correlations like resonances and BEC effects.

In this work we study the features of event mixing for three body reactions by taking double pion photoproduction as an example. We aim to develop an event mixing method which is capable of identifying BEC effects and of extracting correct BEC parameters r_0 and λ_2 in the low energy region where only a few mesons are produced simultaneously. We take the reaction $\gamma p \rightarrow \pi^0 \pi^0 p$ as an example to demonstrate this technique. And an extended version is also developed to make it applicable to a more general reaction $\gamma p \rightarrow \pi^0 \pi^0 X$. Although developed on the basis of double neutral pion photoproduction, this event mixing method can be used for similar BEC studies of the three-body reactions which emit only two bosons at low energies.

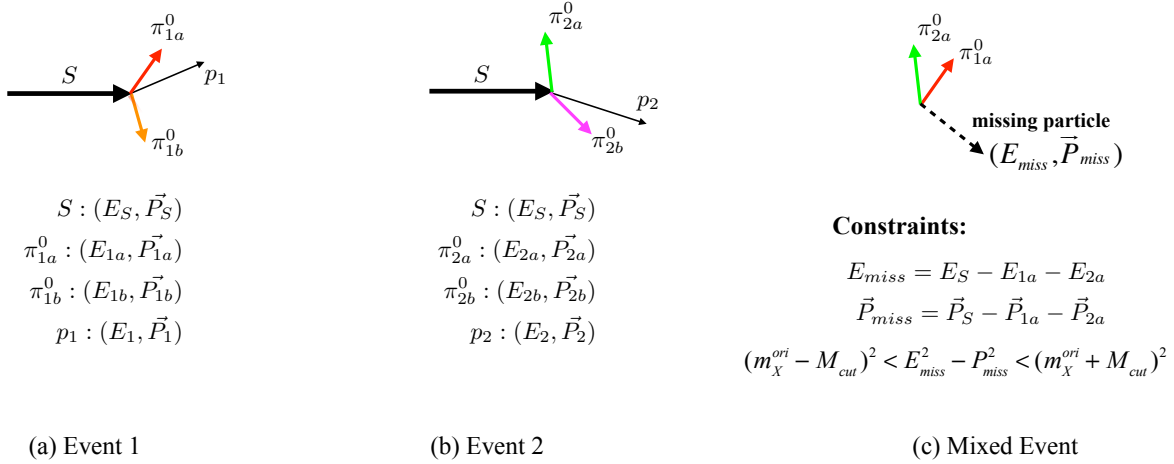


Fig. 2. (color online) Mixed events (c) are generated by taking two pions from event 1 (a) and event 2 (b), one by one. Here, the reaction $\gamma p \rightarrow \pi^0 \pi^0 p$ is taken as an example. In constructing mixed events (c), the missing-mass consistency cut governs the mixing process. The m_X^{ori} stands for the missing mass for either of the original events and its value is equal to the proton mass in this example.

2 Event mixing method

Event mixing method is used to eliminate BEC effects in a reference sample via constructing the ‘mixed-event’ by taking two identical bosons from different events. This method, however, eliminates all other kinds of correlations, like those due to kinematic conservation laws. Additional appropriate kinematic cuts are, therefore, needed to preserve these correlations not arising from BEC. Here we use the reaction with two neutral pion production to demonstrate these cuts. In order to make a valid reference sample, the event mixing method should contain the following cut conditions: a) missing-mass consistency cut; b) pion-energy cut.

2.1 Missing-mass consistency cut

The missing-mass consistency cut is used to ensure that mixed events satisfy four-momentum conservation. It requires that the mass of a missing particle X in the mixed event $\pi^0 \pi^0 X$ should satisfy the relation: $|m_X^{mix} - m_X^{ori}| < M_{cut}$, where m_X^{mix} and m_X^{ori} are the missing particle mass for the mixed event and that for the original event, respectively. The prerequisite of this cut is that the values of m_X^{ori} for the two original events should be close enough as described in the sample dividing later. The four-momentum of the missing particle X is given by the four-momentum conservation of the reaction: $P_X = P_{beam} + P_{target} - P_{\pi_1} - P_{\pi_2}$ where P_{π_1} and P_{π_2} are the four-momenta of two mixed pions. The cut window, M_{cut} , is generally set to be 10 MeV.

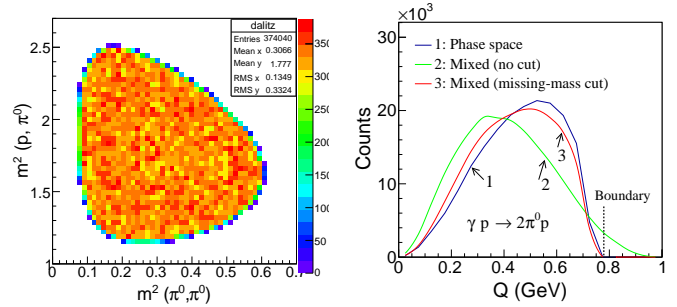


Fig. 3. (color online) Left: Dalitz plot of the phase space $\gamma p \rightarrow \pi^0 \pi^0 p$ events generated by a Monte Carlo simulation. Right: Q distributions of two pions for mixed events. The blue line indicates phase space events, and the red (green) line represents mixed events with (without) the missing-mass consistency cut. It shows the missing-mass consistency cut successfully reject unphysical events produced by event mixing.

A mixed event is accepted if the missing mass of the generated event meets the constraint, as indicated in Fig. 2 (c), where the reaction $\gamma p \rightarrow \pi^0 \pi^0 p$ is taken as an example. To use this cut properly, the two events to be mixed must be in the same energy bin of incident photons (the bin size = 20 MeV). A Monte Carlo simulation based on the $\gamma p \rightarrow \pi^0 \pi^0 p$ reaction shows the missing mass cut can successfully reject unphysical mixed events in the large Q region, as illustrated in Fig. 3 (right). In the simulation, the $\gamma p \rightarrow \pi^0 \pi^0 p$ events are generated randomly following a pure phase space distribution. The uniform event distribution in the Dalitz plot, a two dimensional

plot of $m(p, \pi)$ versus $m(\pi, \pi)$, as shown in Fig. 3 (left), shows the event generation is performed properly.

In order to make this cut suitable both for the exclusive $\gamma p \rightarrow \pi^0 \pi^0 p$ and inclusive $\gamma N \rightarrow \pi^0 \pi^0 X$ reactions, the two original events must be chosen from the same subsamples produced by splitting up the whole sample according to the missing particle mass m_X . The whole mixed event sample is obtained by combining all mixed events from subsamples together. The bin size of the m_X for the sample dividing is set to be 10 MeV. This requirement plays an important role in producing a comparable missing mass spectrum of the mixed events with that of the original events. This is indeed useful for the inclusive case, because the mass of the missing particle X widely varies especially at high energy bins. Figure 4 gives typical distributions of the missing mass for the $\gamma p \rightarrow \pi^0 \pi^0 p$ reaction (left) in the whole beam energy region and for the $\gamma p \rightarrow \pi^0 \pi^0 X$ reaction (right) at incident photon energies of 1.1–1.15 GeV. The first peak corresponds to the proton, while the second wide peak reflects other

contributions.

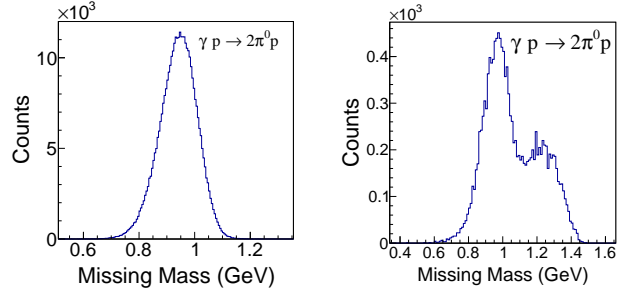


Fig. 4. Typical results for two pion photoproduction on a liquid hydrogen target. The data shown here are selected with a confidence level cut 20%. Left: Missing mass spectrum for the reaction $\gamma p \rightarrow \pi^0 \pi^0 p$ for photon energies from 0.74 to 1.15 GeV. Right: A typical missing mass distribution for the inclusive reaction $\gamma p \rightarrow \pi^0 \pi^0 X$ for incident photons in a narrow energy bin from 1.10 to 1.15 GeV.

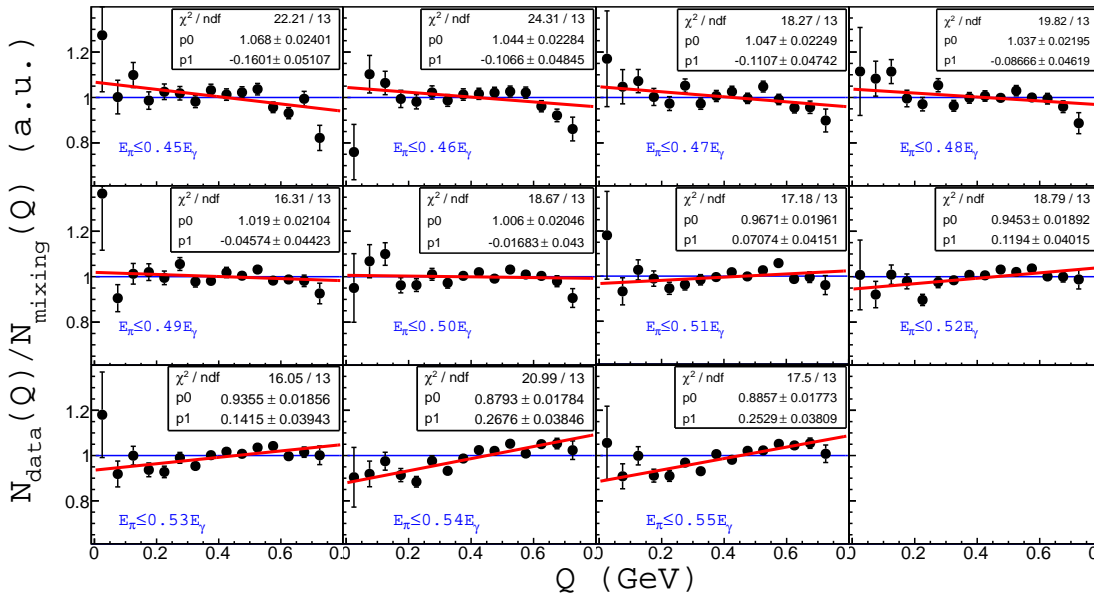


Fig. 5. The ratio of the Q distribution of phase-space Monte Carlo events to that of mixed events. The missing-mass consistency cut and different pion-energy cuts are applied to get the mixed events. The pion-energy cut condition is indicated by the text like ‘ $E_\pi \leq x E_\gamma$ ’ in each panel. A function $y = p_0 + p_1 \cdot Q$ is fitted to each ratio with fitting parameters shown in the same panel.

2.2 Pion-energy cut

A desirable event mixing method should make the correlation function flat in the whole Q region for the pure phase space events of $\gamma p \rightarrow \pi^0 \pi^0 p$ without BEC effects. Although the missing-mass consistency cut guarantees that the mixed events are confined in the allowed region, it fails to make a Q distribution of the mixed events identical to that of the original events. Only the

missing-mass consistency cut is not able to make a flat correlation function and another cut is needed. Many variables, like the azimuthal angle and polar angle of pion, are investigated, and finally it is found that the pion energy is sensitive to the slope of the correlation function, which is an indicator of the degree of being flat. A pion-energy cut is therefore developed empirically on the basis of the pure phase space events of $\gamma p \rightarrow \pi^0 \pi^0 p$. It requires that both pions should satisfy the condition

$E_\pi < E_\pi^{max}$, where E_π^{max} is optimized as described below. The events not passing the cut condition are rejected from the event mixing. This energy cut removes the events near the phase space boundary.

In order to find the optimum pion-energy cut condition, several different values of E_π^{max} are tested in the energy range from $0.3E_\gamma$ to $0.7E_\gamma$ with a step size of $0.01E_\gamma$, where E_γ denotes the incident photon energy. Figure 5 shows typical correlation functions obtained in the simulations with a different pion-energy cut E_π^{max} ranging from $0.45E_\gamma$ to $0.55E_\gamma$. A linear function $y = p_0 + p_1 \cdot Q$ is fitted to each correlation function, which indicates the ratio of the Q distribution of the generated events to that of the mixed events. The best cut condition should yield the slope parameter $p_1 = 0$, so that the optimum value of E_π^{max} is determined based on a polynomial fitting for the plot of p_1 with the different pion-energy cuts, as shown in Fig. 6.

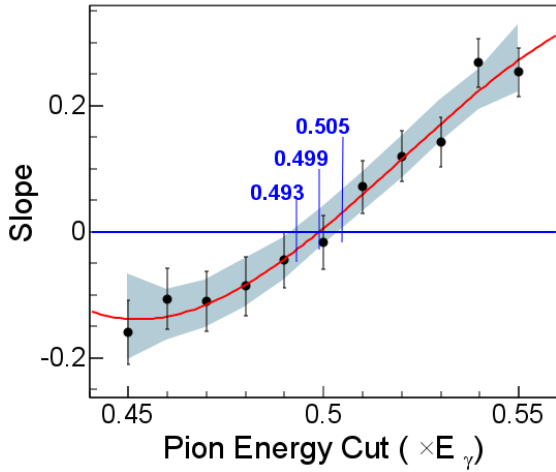


Fig. 6. The slope parameter p_1 as a function of the pion-energy cut for the $\gamma p \rightarrow \pi^0 \pi^0 p$ reaction. The fitted polynomial function intersects the line of $p_1=0$ at $E_\pi^{max} = 0.499E_\gamma$, as indicated by the text ‘0.499’. The vertical lines at ‘0.493’ and ‘0.505’ correspond to the boundaries of the fitting uncertainty with 95% confidence interval.

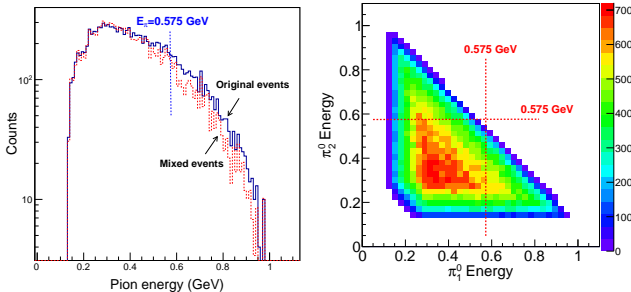


Fig. 7. Q spectrum of the mixed/original events (left) and two dimensional plot of the two pions

energy (right) for the $\gamma p \rightarrow \pi^0 \pi^0 p$ reaction at the incident photon energy of $E_\gamma = 1.15$ GeV. The mixed events in the plot are obtained with the missing-mass consistency cut.

The pion energy spectrum of the original and the mixed events shows that the pions of lower energy are easier to be mixed than of higher energy (see Fig. 7 (left)). Pion energy cut rejects higher energy pions in the event mixing and therefore eliminates the effect of this bias on the Q distribution of the mixed events. This can also be illustrated in a two dimensional plot of two pions energy, as shown in Fig. 7 (right). It shows that high energy pion must be coupled with a low energy pion due to the energy conservation. But the pions in the squared area ($E_{\pi_1} < 0.575$, $E_{\pi_2} < 0.575$ GeV) have no heavy energy dependence when finding a pion to construct a mixed events.

For both the inclusive reaction $\gamma p \rightarrow \pi^0 \pi^0 X$ and the exclusive reaction $\gamma p \rightarrow \pi^0 \pi^0 p$, the maximum energy E_π^{max} is determined for each missing mass bin m_X . The optimum pion-energy cut is found to depend on m_X . In the simulation, we produce nine samples of the pure phase space process $\gamma p \rightarrow \pi^0 \pi^0 X$ corresponding to the nine m_X points varying from $m_p - 100$ MeV to $m_p + 300$ MeV with a step size of 50 MeV. Finally, the m_X dependent pion-energy cut E_π^{max} is obtained as $E_\pi^{max}/E_\gamma = 1.1 - 0.64m_X$, where m_X is given in the unit of GeV. For a certain m_X and E_γ , events with either pion’s energy greater than E_π^{max} are rejected from the event mixing. Figure 8 shows the best pion-energy cut dependence on the missing particle mass m_X at the incident photon energy $E_\gamma = 1.1$ GeV.

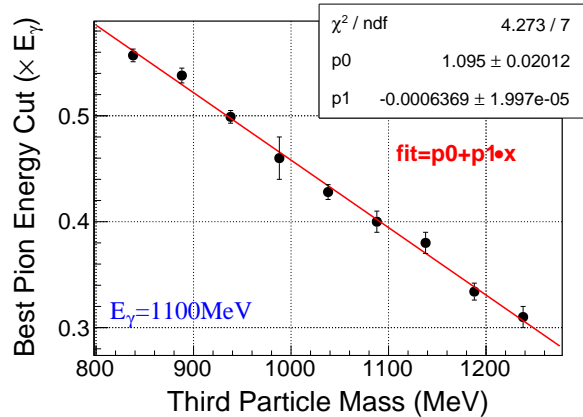


Fig. 8. The optimum pion-energy cut as a function of the missing mass m_X of inclusive reaction $\gamma p \rightarrow \pi^0 \pi^0 X$ at the incident photon energy of 1100 MeV.

3 Verification of event mixing method

Table 1. Input BEC parameters r_0 and λ_2 for

simulation samples of the inclusive reaction $\gamma p \rightarrow \pi^0 \pi^0 X$ at $E_\gamma = 1.1$ GeV.

Event Sample	r_0 (fm)	λ_2
noBEC	--	--
BEC,1	0.4	1.0
BEC,2	0.7	1.0
BEC,3	1.0	1.0
BEC,4	1.3	1.0
BEC,5	0.4	0.5
BEC,6	0.7	0.5
BEC,7	1.0	0.5
BEC,8	1.3	0.5

We performed several numerical tests to demonstrate the efficiency and correctness of the event mixing method. Without loss of generality, we adopt the MC simulations of the reaction $\gamma p \rightarrow \pi^0 \pi^0 X$ where X represents the missing particle/s. The missing mass spectrum m_X is adjusted so that it is similar to that in Fig. 4 (right). This is done by combining two Gaussian distributions together with a certain weight for each one. The first peak of the missing mass is represented as a Gaussian function with $\mu = 938$ MeV, $\sigma = 70$ MeV and a weight of 0.7, and the second peak with $\mu = 1200$ MeV, $\sigma = 70$ MeV and a weight of 0.3 (These weights are estimated roughly by the areas under the proton peak and that under the residual area in the missing mass distribution).

We generated eight sets of samples with BEC effects taken into account according to Eq. (2) and one sample free of the BEC effects (called ‘noBEC’). Table 1 lists the different combinations of the BEC parameters r_0 and λ_2

at an incident photon energy $E_\gamma = 1.1$ GeV. Each set of BEC samples is produced with a certain r_0 and a λ_2 by filtering a pure phase space event sample with a weight calculated by Eq. (2) in terms of Q .

The developed event mixing method with the missing-mass consistency cut and the pion-energy cut is employed for the generated samples. The masses of the missing particles both in the mixed events and the original events are shown in Fig. 9. A good agreement is found between them, demonstrating the efficiency of the strategy that we only mix two events in the same m_X bin.

The corresponding correlation functions (the ratio of the Q distribution of BEC samples to that obtained by event mixing) are plotted with filled circles in Fig. 10. For comparison, the ratio between the Q distribution of each set of BEC samples and that of ‘noBEC’ samples is also shown by open triangles. For the ‘noBEC’ samples, the event mixing method makes a flat distribution of the correlation function, as expected. For the BEC samples, we clearly observe the BEC effects, indicating this method can be used to observe BEC effects for the inclusive reaction $\gamma p \rightarrow \pi^0 \pi^0 X$.

Eq. (2) is fitted to the correlation function at each panel to get the values of r_0 and λ_2 . By comparing the fitting result with the input values, this method overestimates r_0 and underestimates λ_2 in most cases except for the tests with the smallest r_0 . Typical uncertainties of r_0 and λ_2 are 19% and 26% respectively when input $r_0 = 1.0$ fm and $\lambda_2 = 1.0$. This behavior is the main source of the systematic error in making use of this mixing method. In the practical use, the systematic errors should be evaluated by using a similar simulation as the original events.

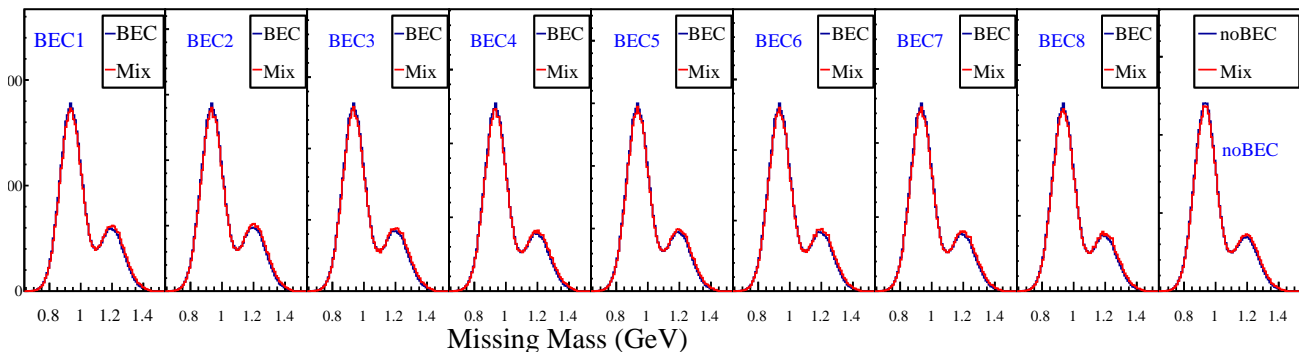


Fig. 9. Missing masses for the mixed events from the $\gamma p \rightarrow \pi^0 \pi^0 X$ simulation. For comparison, the missing masses of the original events are shown as well.

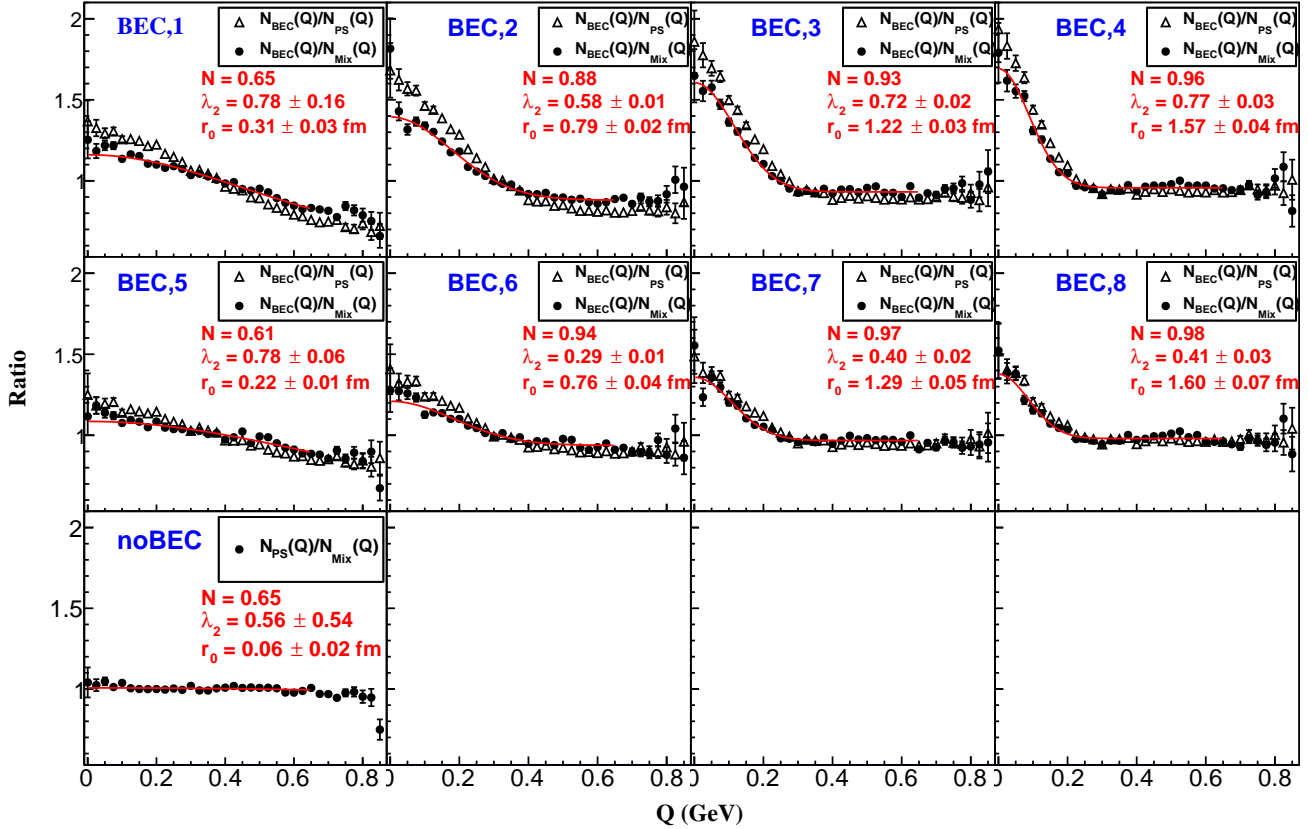


Fig. 10. The ratio of the Q distribution of the generated BEC/noBEC sample, $N_{BEC}(Q)$, to that from the mixed events, $N_{Mix}(Q)$ (filled circles). The ratio of $N_{BEC}(Q)$ to the Q distribution of pure phase space sample, $N_{PS}(Q)$, is also shown (open triangles) in each panel for comparison. Solid lines show the fit results for the ratio $N_{BEC}(Q)/N_{Mix}(Q)$ and the fitted BEC parameters r_0 , λ_2 and N are also shown in each pad.

4 Discussion

Our Monte Carlo simulation results demonstrate that this event mixing method, containing missing-mass consistency cut and pion-energy cut, is able to identify two boson BEC effects for three body and low multiplicity reactions at low energies. It can make a set of valid reference samples for BEC analysis in such a situation with strict kinematic constraints. The missing-mass consistency cut successfully forces the mixed events in the allowed phase space region. The pion energy cut, found empirically via simulations, is able to produce mixed event samples identical to the original events as long as the event density distribution in terms of Q is concerned. The best pion energy cut value is found to be sensitive to the missing mass m_X . The reason why the pion energy cuts works out is that it eliminates the bias on energy when finding appropriate partners in event mixing.

The simulation aiming to validate this event mixing method shows that it is capable of extracting BEC parameters r_0 and λ_2 . As long as the accuracy of the extracted BEC parameters is concerned, this method has

a small systematic bias on the obtained λ_2 and r_0 , which need to be provided with the systematic bias.

In the reality, the two bosons may not be created in the pure phase space reaction. In the case that resonances exist, such as the reaction $\gamma p \rightarrow \pi^0 \Delta \rightarrow \pi^0 \pi^0 p$, special cares may be required in order to make a valid reference sample. These special cuts vary case by case.

Although the method is developed on the basis of the two pion photoproduction reaction $\gamma p \rightarrow \pi^0 \pi^0 X$, it is not only applicable for photoproduction, but also similar reactions at lower energies where only two identical bosons are emitted.

5 Summary

We present an event mixing method, which enables to study BEC effects of identical bosons in low multiplicity reactions. This method is equipped with two constraints: (1) missing-mass consistency cut; (2) pion-energy cut. Using several numerical tests for the reaction $\gamma p \rightarrow \pi^0 \pi^0 X$ as an example, the efficiency and correctness of the event mixing method are validated. Applying

this method, BEC effects can be observed successfully and corresponding BEC parameters can be extracted.

6 Acknowledgement

This work was partially supported by the Ministry of Education and Science of Japan, Grant No. 19002003, and JSPS KAKENHI, Grant No. 24244022 and 26400287.

References

- 1 R. Hanbury Brown and R. Q. Twiss, *Phil. Mag.*, **45**, 663 (1954).
- 2 G. Alexander, *Reports on Progress in Physics*, **66**(4), 481–522 (2003).
- 3 H. Aihara et al., *Phys. Rev. D*, **31**, 996 (1985); M. Althoff et al., *Z. Phys. C*, **30**, 355 (1986); S. K. Choi. et al., *Phys. Lett. D*, **355**, 406 (1995); D. Decamp et al., *Z. Phys. C*, **54**, 75 (1992); P. Abreu et al., *Phys. Lett. B*, **286**, 201 (1992); H. J. Behrend et al., *Phys. Lett. B*, **245**, 298 (1990); V. A. Korotkov et al., *Z. Phys. C*, **60**, 37 (1993); M. Arneodo et al., *Z. Phys. C*, **32**, 1 (1986); M. Adamus et al., *Z. Phys. C*, **37**, 347, (1988); J. L. Bailly et al., *Z. Phys. C*, **43**, 431 (1989); C. Adloff et al., *Z. Phys. C*, **75**, 437, (1997).
- 4 A. D. Chacon et al., *Phys. Rev. C*, **43**, 2670 (1991); U. Heinz and B. V. Jacak, *Annual Review of Nuclear and Particle Science*, **49**(1), 529–579 (1999); B. Abelev et al., *Phys. Rev. C*, **74**(5), 054902 (2006); K. Aamodt et al., *Phys. Let. B*, **696**, 328–337 (2011).
- 5 M. Deutschmann et al., *Nuclear Physics B*, **204**(3), 333–345 (1982).
- 6 Drijard D et al., *Nucl. Instrum. Meth. A* 225 367 (1984).
- 7 G.I. Kopylov, *Physics Letters B*, **50**(4), 472–474 (1974).