

---

# DeepSpark: A Spark-Based Distributed Deep Learning Framework for Commodity Clusters

---

Hanjoo Kim, Jaehong Park, Jaehee Jang, and Sungroh Yoon  
Electrical Engineering and Computer Science  
Seoul National University  
Seoul 08826, Korea  
sryoon@snu.ac.kr

## Abstract

The increasing complexity of deep neural networks (DNNs) has made it challenging to exploit existing large-scale data processing pipelines for handling massive data and parameters involved in DNN training. Distributed computing platforms and GPGPU-based acceleration provide a mainstream solution to this computational challenge. In this paper, we propose DeepSpark, a distributed and parallel deep learning framework that exploits Apache Spark on commodity clusters. To support parallel operations, DeepSpark automatically distributes workloads and parameters to Caffe/Tensorflow-running nodes using Spark, and iteratively aggregates training results by a novel lock-free asynchronous variant of the popular elastic averaging stochastic gradient descent based update scheme, effectively complementing the synchronized processing capabilities of Spark. DeepSpark is an on-going project, and the current release is available at <http://deepsark.snu.ac.kr>.

## 1 Introduction

Deep neural networks (DNNs) continue to push the boundaries of their application territories. For instance, convolutional neural networks (CNNs) have become the *de facto* standard method for image/object recognition in computer vision [1]. Other types of DNNs have also shown outstanding performance in various machine learning problems including speech recognition [2] and image classification [1, 3].

DNNs deliver a sophisticated modeling capability underpinned by multiple hidden layers (*e.g.*, a recent CNN model called ResNet consists of over 150 layers [1]), which effectively provide intermediate representations of the original input data. Leveraged by this condition, DNNs can better handle complications in machine learning applications, compared to previous techniques. Although having multiple hidden layers allows DNNs to have powerful non-linear modeling capability, training such DNNs generally requires a large volume of data and a huge amount of computational resources. This leads to long training time ranging from several hours to days even, with general purpose graphics processing unit (GPGPU) based acceleration [1, 3, 4, 5].

Various approaches have been proposed to improve the efficiency of deep learning training. Highly optimized GPGPU implementations have significantly shortened the time spent on training DNNs, often showing 10–100× speed-up [6, 7]. However, accelerating DNN training on a single machine has limitations because of the limited resources such as GPU memory or the host machine’s main memory [5]. Scaling out methods in distributed environments have been suggested [8, 9, 10, 11, 12] to overcome such issues. These approaches exploit data parallelism and/or model parallelism and can potentially provide scalability.

On the other hand, a seamless integration of DNN training with existing data processing pipelines is also an important practical point to avoid unnecessary transfer and duplication. Many real-world datasets used for DNN training (such as raw images or speech signals) need to be converted into a format required by deep learning platforms and often require preprocessing to improve robustness [5, 13]. Such datasets are typically huge in scale, thus the preprocessing procedure demands a considerable amount of time and resources and requires carefully designed software to process. Inspired by the needs, SparkNet [14] and CaffeOnSpark<sup>1</sup> combined deep learning algorithms with existing data analytic pipelines on Apache Spark [15]. However, these implementations seldom achieve speed-up for the cluster built on commodity hardware infrastructure, since Spark lacks useful techniques and optimizations for DNN training.

We propose DeepSpark, a new deep learning framework on Spark, to accelerate DNN training, and address the issues encountered in large-scale data handling. Specifically, our contributions include the following:

1. *Seamless integration of scalable data management capability with deep learning:* We implemented our deep learning framework interface and the parameter exchanger on Apache Spark, which provides a straightforward but effective data parallelism layer.
2. *Overcoming high communication overhead using asynchrony:* We implemented an asynchronous stochastic gradient descent (SGD) for better DNN training in Spark. We also implemented an adaptive variant of the elastic averaging SGD (EASGD), which gave rise to faster parameter updates and improved the overall convergence rate, even on the low bandwidth network. Additionally, we described the speed-up analysis for our parallelization scheme.
3. *Flexibility:* DeepSpark supports Caffe and TensorFlow, two popular deep learning frameworks for accelerating deep network training. To the best of the authors' knowledge, this is the first attempt to integrate TensorFlow with Apache Spark.
4. *Availability:* The proposed DeepSpark library is freely available at <http://deepsark.snu.ac.kr>.

## 2 Distributed Deep Learning

Training DNN is composed of two steps: feed-forward and backpropagation [16]. Feed-forward produces output using previous activations and hidden parameters. The loss is then computed at the output classifier and is backpropagated to the previous layer through the entire network. Parameter optimization (*e.g.*, stochastic gradient descent) is executed during the backpropagation step in order to better fit the target function. Although the complex neural network model successfully approximates input data distribution, it inherently leads to a large amount of parameters to learn. This situation demands a huge amount of time and computational resources, which are two of the major concerns in deep learning research.

### 2.1 Parallelizing SGD

A naïve parallelization SGD can be implemented by splitting batch calculations over multiple worker nodes [17, 18]. The global parameters are initialized and broadcasted from master to each worker, and the workers will then derive gradients from their local data. Considering that the throughput of each node can differ, two strategies can be utilized to parallelize gradient update: synchronized or non-synchronized.

Synchronous SGD waits for every worker node to finish its computation and reach the barrier. Once all worker nodes have completed their tasks, the master node collects all the gradients, averages them, and applies them to the center parameter. Worker nodes then pull the updated parameters from the master. Although synchronous SGD is the most straightforward form of parallelizing SGD, its performance is highly degraded by the slowest worker. It also suffers from network overhead while aggregating and broadcasting parameters through the network.

Asynchronous SGD has been suggested to resolve the inefficiency caused by the synchronous barrier locking. In the lock-free asynchronous SGD, each worker node independently communicates with

<sup>1</sup><https://github.com/yahoo/CaffeOnSpark>

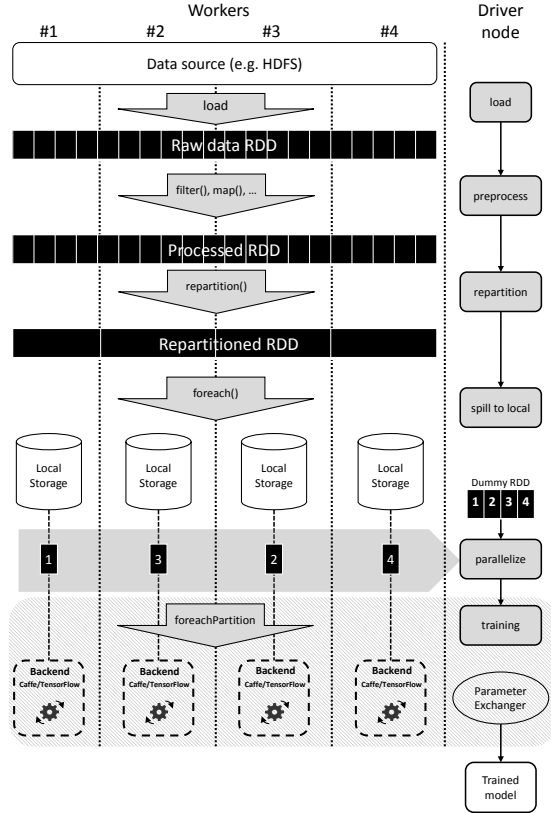


Figure 1: DeepSpark training workflow

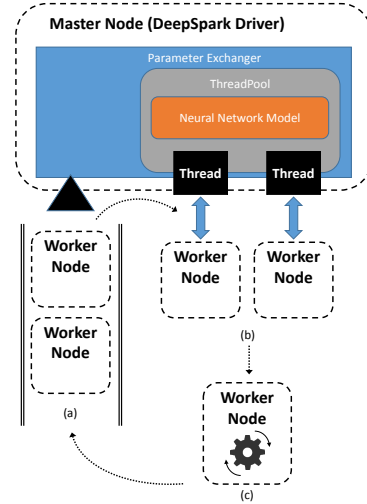


Figure 2: Learning process with parameter exchanger. (a) Worker nodes that want to exchange the parameters are waiting in a queue until an available thread appears. (b) Exchanger threads take care of the worker request. In this example, there are two exchanger threads in the pool. (c) After exchange, a worker node performs its SGD process during the communication period  $\tau$ .

the central parameter server without waiting for other nodes to finish. This strategy seems to be at risk for stale gradients, however, asynchronous SGD has been theoretically and empirically investigated to converge faster than the SGD on a single machine [9, 19, 20].

### 2.1.1 Parameter Server

The notion of A parameter server is a framework that aims for large-scale machine learning training and inference [8, 10]. Its master-slave architecture distributes data and tasks over workers, and server nodes manage the global parameters. In previous works, a parameter server has been successfully used in training various machine learning algorithms, such as logistic regression and latent dirichlet allocation [21] on petabytes of real data.

## 2.2 Reducing Communication Overhead

The distributed training of DNNs consists of two steps: exploration and exploitation [20]. The former is to explore the parameter space to identify the optimal parameters by gradient descent, and the latter is to update center parameters using local workers' training results and proceed to the next step. Given that the parameter exchanging causes network overhead, a performance tradeoff exists between workers' exploration and a master's exploitation.

Some approaches proposed reducing the communication dominance instead of accepting the penalty of the discrepancy. SparkNet presented the iteration hyperparameter  $\tau$ , which is the number of processed minibatches before the next communication [14]. The distributed training system can benefit from the large value of  $\tau$  under the high-cost communication scenario by reducing communication overhead. However, large  $\tau$  may end up requiring more iterations to attain convergence, which slows down the learning process [14, 20].

Zhang et al. (2015) suggested the EASGD strategy to maximize the benefit of exploring [20] by regulating the discrepancy between a master and workers. This method is different from downpour

---

**Algorithm 1** Pseudo-procedure of DeepSpark with adaptive communication period  $\tau$  for  $p$  workers and a master node.

---

```

1: Input: communication period  $\tau$ , iterations  $i_{max}$ , learning rate  $\eta$ , data partition  $D$  on HDFS, loss
   threshold  $L_{cut}$ , and moving average rate  $\alpha$ 
2:
3:  $D_k = \text{spillToLocal}(\text{Partition}_D)$  // Initialize for the a worker node  $k$ 
4:
5:  $x_k = x_{master}$  // A variant of asynchronous EASGD update parameters
6:
7:  $L = 0$ 
8: for  $i = 0$  to  $i_{max}$  do
9:    $x_k^{(i+1)} = x_k^{(i)} - \eta \nabla f(x_k^{(i)}; D_k)$ 
10:   $L = L + f(x_k^{(i)}; D_k)$ 
11:
12:   // Adaptively update
13:   if  $L > L_{cut}$  then
14:     EASGDUpdate( $x_k^{(i)}, x_{master}, \alpha$ )
15:      $L = 0$ 
16:   end if
17: end for

```

---

SGD [9], where gradients of local workers are shipped to the master, and updated center parameters are sent back to workers at every update. When updating parameters, worker nodes compute the elastic difference between them and apply the difference on both master and worker parameters. To compute the elastic force, moving rate  $\alpha \in (0, 1)$  is involved. At every communication, each worker and the master node update their parameters as follows:

$$\begin{aligned}
 w_{worker} &= w_{worker} - \alpha(w_{worker} - w_{master}) \\
 w_{master} &= w_{master} + \alpha(w_{worker} - w_{master})
 \end{aligned}
 \tag{1}$$

EASGD shows a faster convergence of the training even with large value of  $\tau$ , with which downpour SGD shows a slow convergence rate or even cannot converge [20].

### 3 DeepSpark Implementation

#### 3.1 Motivations

Apache Spark is an attractive platform for data-processing pipelines such as database query processing. However, the frequent demand for communication operates to the disadvantage of the synchronous SGD process on the commodity environment. Furthermore, Spark RDD provides limited asynchronous operations between the master and the workers.

To address the disadvantages of Spark, we implemented a new asynchronous SGD solver with a custom parameter exchanger on the Spark environment. Additionally, we designed the heuristic modification for EASGD algorithm [20] by considering adaptive parameter updates period to alleviate communication load.

DeepSpark consists of three main parts: namely, Apache Spark, a parameter exchanger for asynchronous SGD, and the GPU-supported computing engine. Apache Spark manages workers and available resources assigned by a resource manager. Figure 1 depicts how the Spark workflow progresses for asynchronous SGD, and we provide more detailed descriptions in Section 3.3. Subsequently, we explain the parameter exchanger and asynchronous SGD process exploiting Spark in Sections 3.4–6 and Figure 2. We clarify how to integrate Caffe [22] and TensorFlow [23] with Spark using the Java Native Access (JNA)<sup>2</sup> interface and a heuristic method for the adaptive communication period in Section 3.6. The overall procedure of DeepSpark is summarized in Algorithm 1.

---

<sup>2</sup><https://github.com/java-native-access/jna>

### 3.2 Distributed Setup for Spark

In this section, we explain DeepSpark’s distributed workflow from the data preparation to asynchronous SGD, which corresponds to line 3 in Algorithm 1, and from load to spilling phase in Figure 1. Given that DeepSpark is running on top of the Spark framework, it needs to load and transform raw data in the form of Spark RDD [24].

The first step in DeepSpark training is to create RDD for training and inference. We defined a container class, which stores label information and corresponding data for each data sample. The data-specific loader then creates the RDD of this data container class, which is followed by the preprocessing phase. In the preprocessing phase, data containers would be connected to the preprocessing pipeline such as filtering, mapping, transforming, or shuffling. The processed RDD repartitioning is then performed to match the number of partitions to the number of worker executors.

Caffe and TensorFlow, the actual backend computing engine, however, cannot directly access RDD. In DeepSpark, the entire dataset is distributed across all workers, and each worker can cache or convert its own parts of the dataset into the LMDB<sup>3</sup> file format if the data are relatively larger than the memory size. For a relatively small dataset, the RDD `foreachPartition` action is executed, where every data partition is loaded in the local worker’s memory as a form of the Java List. These data then become available to neural network model of the backend using a memory data layer, or a tensor object for the Caffe and TensorFlow, respectively. In this case, we should set the dimension of data, such as batch size, the number of channels, the image width, and height.

The other approach to feed the data into the backend is spilling the dataset on a worker node’s storage. For a large dataset that is difficult to hold in the physical memory, the RDD `foreach` operation is performed, and each data partition is converted to the LMDB file format and stored in the temporary local repository of the node it belongs to. Once the LMDB files are created, Caffe automatically computes data dimension and finally completes the neural network model parameters. We used LMDB JNI<sup>4</sup> to manipulate LMDB on Spark.

### 3.3 Asynchronous EASGD Operation

Inherently, Spark does not support step-wise asynchronous operations for asynchronous SGD updates. We adopt the method that exploits Spark RDD operations to overcome the limitation of Spark. The dummy RDD represented in Figure 1 can mimic the asynchrony.

Once the LMDB local repository for each worker has been prepared, the dummy RDD is created and distributed across every worker. These dummy data have an important role in launching the distributed action (*i.e.*, parallel model training is performed). Although the explicit dependency between spilling and training steps is nonexistent at the code level, each worker node would be guided to launch the training process with a spilled dataset by the dummy RDD. This exploits the property of Spark that the Spark scheduler reuses the pre-existing worker node session. The size of the dummy RDD is explicitly set to the number of workers for full parallel operation, and the `foreachPartition` action is executed on this dummy RDD. Inside the `foreachPartition` process, each worker can use the local data repository that has been created in the previous job and starts the training step.

During the training process, the Spark driver program serves as a central parameter exchanger, which performs an asynchronous EASGD update. At the initial step, the driver node broadcasts its network address and neural network setup files to all workers. Workers then create their own models and start training using broadcasted data.

### 3.4 Parameter Exchanger

The parameter exchanger is the DeepSpark implementation of parameter server concepts, which is essential for asynchronous update. In DeepSpark, the application driver node serves as the parameter exchanger to enable worker nodes to update their parameters asynchronously. Figure 2 shows the outline of the learning cycle with the parameter exchanger. The driver node starts the parameter exchanger as a separate thread before worker nodes begin training the model.

---

<sup>3</sup><http://lmdb.readthedocs.org/en/release/>

<sup>4</sup><https://github.com/chirino/lmdbjni>

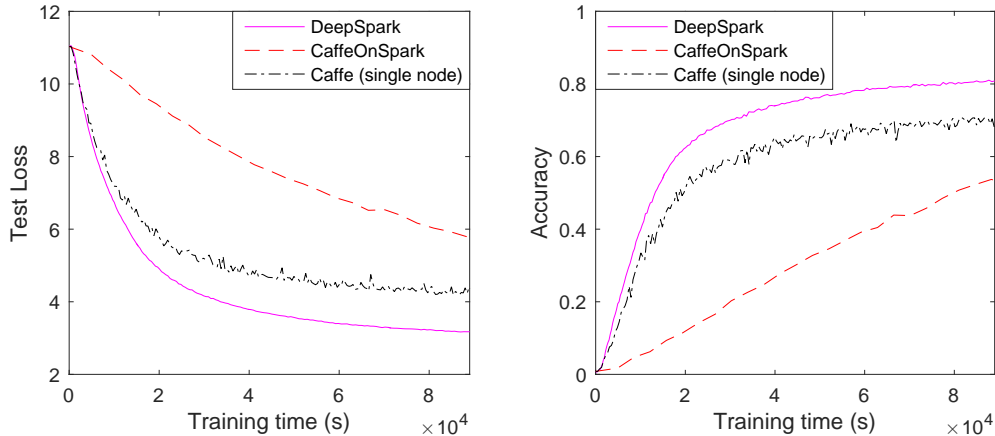


Figure 3: ImageNet training results on DeepSpark, CaffeOnSpark, and Caffe (original). Testing loss versus training time (left) and testing top-5 (right) accuracy versus training time. DeepSpark and CaffeOnSpark were tested on 16 executors.

When multiple-parameter exchange requests from worker nodes exist, a thread pool is implemented to handle the requests at the same time. For each connection request, the thread pool allocates the pre-created threads that process the parameter-exchange requests. The size of the thread pool is fixed in the program, and we set this up to eight threads because of limited memory and network bandwidth. If the number of requests exceeds the size, the unallocated requests wait in a queue until the preceding requests are completed as shown in Figure 2(a).

Exchange threads asynchronously access and update the neural net model in the parameter exchanger based on the EASGD algorithm. In Figure 2(b), given that it is a lock-free system, parameters can be overwritten by simultaneous updates. Nevertheless, training results are accumulated successfully, as proven in [25]. After the parameter exchange action, each worker returns to the SGD phase to explore the parameter space asynchronously as shown in Figure 2(c).

### 3.5 Backend Engine and Adaptive Communication Period

Each worker node in DeepSpark can use either the Caffe library and TensorFlow for the GPU-accelerated backend engine. However, Spark application is written in Java, Scala, and Python, which cannot use the native backend engines directly in the source code level. We implemented our code with JNA so that Spark executors can reference the native library of Caffe and TensorFlow. The original `SGDSolver` class of Caffe does not provide an interface for that. Thus, we derived a custom solver class from the `SGDSolver`. We defined some operations of the derived solver class to perform an atomic iteration action, acquire current trained parameters, and modify. This custom solver class provides an interface to control the Caffe library for the DeepSpark application. Therefore, current Caffe model prototype can be used in a distributed environment without changing the Caffe network specifications numerous times. In case of TensorFlow, we wrote an additional Java wrapper for TensorFlow C++ native library. We can run a Tensorflow session on the wrapper with the operational graph which was obtained from model description written in Python.

Because we observed that the testing loss decreased faster at the early learning stage, we guessed that the early learning stage communication affected more the model training than the communication of later iteration. Thus, we designed the heuristics to increase the communication period as the model trained. At the initial setup stage, we set the threshold to communicate. During the training process, each executor cumulates its own training loss. At the time the cumulated loss arrives at the threshold, the executor performs parameter exchanging and then resets the cumulated loss. In a general situation, the communication period will increase as the training loss drops. The grown period aids in relaxing communication overhead. Line 13 in Algorithm 1 corresponds to determining whether to update or not.

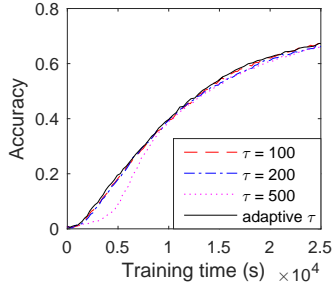


Figure 4: Training results on different  $\tau$ .

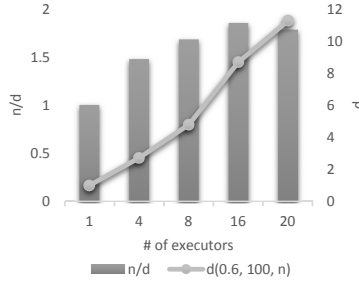


Figure 5: The number of executors  $n$  versus the  $d(0.6, 100, n)$  and the ratio  $n/d(a, \tau, n)$ .

$\tau$	$d(0.6, \tau, 16)$
100	8.66
200	9.21
500	9.64

Table 1:  $d(0.6, \tau, 16)$  on the different  $\tau$ . As the  $\tau$  grows, the discrepancy penalty increases in a small step.

## 4 Experiments

### 4.1 Experimental Setup

We prepared a single-machine environment and a distributed cluster environment. The distributed cluster was composed of 25 machines which are identical, and one of them was used for the experiments on a single machine. Each machine had an Intel Core i7-4790 processor with 16GB of main memory, and an NVIDIA GTX970 GPU with 4GB memory and they communicated with each other via Gigabit Ethernet (1 GigE) connections. We examined not only DeepSpark on the cluster, but also Caffe [22] (single machine) and CaffeOnSpark (cluster), as sequential and parallel opponents in a day, respectively.

To manage each node, we set up an additional machine as well for a Hadoop manager. This server machine did not participate in computing but only ran a YARN resource manager daemon that performs as a manager of cluster nodes and an HDFS namenode daemon.

The ILSVRC 2012 ImageNet dataset consists of 1,281,167 color images with 1,000 classes of different image concepts [26]. As pre-processing, we unified the size of images ( $256 \times 256$ ), converted them into a readable format for Apache Spark, and saved them on HDFS. To train the ImageNet dataset, we used a Caffe model that is a replication<sup>5</sup> of Google’s GoogLeNet [4]. GoogLeNet is a 22-layer deep network made with the Hebbian principle and multi-scale processing intuition, with nine of its inception modules for classification. We sampled 5,000 images, which are not used in the training stage for testing the trained models.

### 4.2 Experimental Results

We observed the training tendencies of three different methods on ImageNet: a single Caffe machine, DeepSpark, and CaffeOnSpark. All the experiments were performed in the same configuration, which includes learning rate  $\eta = 0.05$ , weight decay 0.002, and moving rate  $\alpha = 0.1$ . The communication period parameters  $\tau$  for DeepSpark were selected from  $\{100, 200, 500\}$  and the adaptive setting. Figure 3 shows the accuracy and testing loss versus training time. DeepSpark converged faster and more accurately than Caffe on a single node. For the maximum achievements of each framework within the training time, DeepSpark showed speed-up by 6.0 at 0.6 accuracy against CaffeOnSpark, and 2.5 at 0.7 accuracy against single-node Caffe. DeepSpark also attained a higher test accuracy (by 9%) than Caffe on a single node after converging. CaffeOnSpark did not reach the converged state within the given training time.

We measured the turnaround time per training 1,000 iterations, for comparing the communication overhead of DeepSpark and CaffeOnSpark. DeepSpark spent approximately 250 seconds to process the iterations on all 16 executors with  $\tau = 200$ , and CaffeOnSpark consumed about one hour. The adaptive-period EASGD showed slightly better performance than the fixed-period EASGD setting at the early training stage, as shown Figure 4.

<sup>5</sup>[https://github.com/BVLC/caffe/tree/master/models/bvlc\\_googlenet](https://github.com/BVLC/caffe/tree/master/models/bvlc_googlenet)

## 5 Discussion

### 5.1 Comparison between DeepSpark and CaffeOnSpark

DeepSpark achieved a high speed-up compared with the sequential Caffe and the distributed CaffeOnSpark by alleviating communication overhead. Communication overhead played a crucial role in the slowdown. We attempted to relax the communication overhead  $S$  by a delayed asynchronous update and succeeded in accelerating DNN training. The time DeepSpark spent to aggregate and broadcast was less than 1/10 of the time CaffeOnSpark spent. Taking GoogLeNet training on DeepSpark (16 nodes), for example, the time spent in parameter exchange is about  $10\times$  of the time spent in minibatch training.

In terms of the training epoch, the penalty of discrepancy caused by the delayed asynchronous update may double the number of required iterations to achieve the accuracy. Each executor needs 32,000 runs to achieve 0.6 accuracy on CaffeOnSpark, while 84,000 iterations were required to achieve the same level of accuracy for each DeepSpark executor. Consequently, since the benefit of reducing communication overhead surpass the penalty of discrepancy, DeepSpark gained the speed-up against CaffeOnSpark.

### 5.2 Speed-up Analysis

We describe the computation and communication time,  $T_{comp}$  and  $T_{comm}$ , from DeepSpark’s parallelization scheme as the following,

$$T_{comp} = N_a(b)C(b)\frac{d(a, \tau, n)}{n}, \quad T_{comm} = \frac{nd(a, \tau, n)N_a(b)}{\tau}S \quad (2)$$

where  $N_a(b)$  is the required number of iterations to achieve the target accuracy level  $a$ ,  $b$  is the size of the minibatch,  $C(b)$  is the time for a batch computation,  $S$  is a communication overhead,  $n$  represents the number of nodes,  $\tau$  is a communication period, and  $d(a, \tau, n)$  implies a discrepancy penalty by asynchrony. We supposed that the discrepancy penalty  $d_{\tau, n}$  has a positive correlation with  $\tau$  and  $n$  by the result. From Equation (2), we can draw the speed-up function as follows,

$$\text{Speed-up} = \frac{N_a(b)C(b)}{T_{comp} + T_{comm}} = \frac{n\tau}{\tau d(a, \tau, n) + \frac{d(a, \tau, n)S}{C(b)}n^2} \quad (3)$$

In case of the commodity cluster ( $S \gg C(b)$ ), the synchronous schemes ( $\tau = 1, d = 1$ ) like CaffeOnSpark cannot make any speed-up even with the infinite number of worker nodes, as shown in Figure 3. We can select large  $\tau$  to achieve speed-up for that condition. For sufficiently large  $\tau$ , Equation (3) is approximated to Equation (4) by neglecting the second term in the denominator, and it is an theoretical speed-up for  $a, \tau,$  and  $n$ .

$$(3) \approx \frac{n}{d(a, \tau, n)} \quad (4)$$

For the dataset that is too large to hold in memory, the distributed environment was helpful in reducing the disk-operation load. In the distributed system, the dataset is divided into  $K$  shards, and that shard of data may reduce disk I/O. In the results, the disk I/O overhead was estimated approximately an hour per 32 batch size and 100,000 iterations in a single node. The overhead decreased by 42% for 16 nodes.

Although we spilled the shard of data into local storage in our experiments, The time delay caused by spilling did not affect the overall performance of DeepSpark. On 16 executors, approximately 10 minutes were spent to spill the ImageNet dataset, respectively. These delays accounted for just under 1% of the entire running time, which was negligible.

### 5.3 Limitations

Intuitively, the discrepancy penalty  $d(a, \tau, n)$  is expected to be dependent on  $a$ , and has a positive correlation with  $\tau$  and  $n$ , as shown in Figure 5 and Table 1. The increment of  $d(a, \tau, n)$  was more influenced by the number of executors than by the communication period in our experimental setting. This will limit the scalability, in terms of speed-up, as shown Figure 5. Also, the broken lineage of RDD may weaken the fault tolerance of Spark by local spilling. If an executor fails, the entire training process should be restarted in the current implementation.



## 6 Conclusion

We have described our new deep learning framework, DeepSpark, which provides seamless integration with existing large-scale data processing pipelines as well as accelerated DNN training procedure. DeepSpark is an example of a successful combination of diverse components including Apache Spark, asynchronous parameter updates, and a GPGPU-based backend computation engine. Based on our experiments with popular benchmarks, DeepSpark demonstrated its effectiveness by showing faster convergence than the alternative parallelization schemes on the commodity cluster.

## References

- [1] K. He, et al. Deep residual learning for image recognition. *arXiv preprint arXiv:1512.03385*, 2015.
- [2] J. K. Chorowski, et al. Attention-based models for speech recognition. In *NIPS*, pages 577–585, 2015.
- [3] K. Simonyan et al. Very deep convolutional networks for large-scale image recognition. *arXiv preprint arXiv:1409.1556*, 2014.
- [4] C. Szegedy, et al. Going deeper with convolutions. In *CVPR*, pages 1–9, 2015.
- [5] A. Krizhevsky, et al. Imagenet classification with deep convolutional neural networks. In *NIPS*, pages 1097–1105, 2012.
- [6] S. Chetlur, et al. cudnn: Efficient primitives for deep learning. *arXiv preprint arXiv:1410.0759*, 2014.
- [7] A. Krizhevsky. One weird trick for parallelizing convolutional neural networks. *arXiv preprint arXiv:1404.5997*, 2014.
- [8] M. Li, et al. Scaling distributed machine learning with the parameter server. In *OSDI*, pages 583–598, 2014.
- [9] J. Dean, et al. Large scale distributed deep networks. In *NIPS*, pages 1223–1231, 2012.
- [10] Q. Ho, et al. More effective distributed ml via a stale synchronous parallel parameter server. In *NIPS*, pages 1223–1231, 2013.
- [11] E. P. Xing, et al. Petuum: A new platform for distributed machine learning on big data. In *SIGKDD*, KDD '15, pages 1335–1344, New York, NY, USA, 2015. ACM.
- [12] B. C. Ooi, et al. Singa: A distributed deep learning platform. In *Proceedings of the ACM International Conference on Multimedia*, pages 685–688. ACM, 2015.
- [13] J. T. Geiger, et al. Investigating nmf speech enhancement for neural network based acoustic models. In *INTERSPEECH*, pages 2405–2409, 2014.
- [14] P. Moritz, et al. Sparknet: Training deep networks in spark. *arXiv preprint arXiv:1511.06051*, 2015.
- [15] M. Zaharia, et al. Spark: cluster computing with working sets. In *Proceedings of the 2nd USENIX Conference on Hot Topics in Cloud Computing*, volume 10, page 10, 2010.
- [16] R. Hecht-Nielsen. Theory of the backpropagation neural network. In *IJCNN*, pages 593–605. IEEE, 1989.
- [17] C. H. Teo, et al. A scalable modular convex solver for regularized risk minimization. In *SIGKDD*, pages 727–736. ACM, 2007.
- [18] M. Zinkevich, et al. Parallelized stochastic gradient descent. In *NIPS*, pages 2595–2603, 2010.
- [19] X. Lian, et al. Asynchronous parallel stochastic gradient for nonconvex optimization. In *NIPS*, pages 2719–2727, 2015.
- [20] S. Zhang, et al. Deep learning with elastic averaging sgd. In *NIPS*, pages 685–693, 2015.
- [21] D. M. Blei, et al. Latent dirichlet allocation. *the Journal of machine Learning research*, 3:993–1022, 2003.
- [22] Y. Jia, et al. Caffe: Convolutional architecture for fast feature embedding. In *Proceedings of the ACM International Conference on Multimedia*, pages 675–678. ACM, 2014.

- [23] M. Abadi, et al. TensorFlow: Large-scale machine learning on heterogeneous systems, 2015. Software available from tensorflow.org.
- [24] M. Zaharia, et al. Resilient distributed datasets: A fault-tolerant abstraction for in-memory cluster computing. In *Proceedings of the 9th USENIX Conference on Networked Systems Design and Implementation*, pages 2–2. USENIX Association, 2012.
- [25] B. Recht, et al. Hogwild: A lock-free approach to parallelizing stochastic gradient descent. In *NIPS*, pages 693–701, 2011.
- [26] O. Russakovsky, et al. ImageNet Large Scale Visual Recognition Challenge. *IJCV*, 115(3):211–252, 2015.