

Students' Understanding of Stern Gerlach Experiment

Guangtian Zhu and Chandralekha Singh

Department of Physics and Astronomy, University of Pittsburgh, Pittsburgh, PA, 15260, USA

Abstract. The Stern Gerlach experiment has played a central role in the discovery of spin angular momentum and it has also played a pivotal role in elucidating foundational issues in quantum mechanics. Here, we discuss investigation of students' difficulties related to the Stern Gerlach experiment by giving written tests and interviewing advanced undergraduate and graduate students in quantum mechanics. We also discuss preliminary data that suggest that the Quantum Interactive Learning Tutorial (QuILT) related to the Stern Gerlach experiment is helpful in improving students' understanding of these concepts.

Keywords: quantum mechanics

PACS: 01.40Fk, 01.40.gb, 01.40G-, 1.30.Rr

INTRODUCTION

Learning quantum mechanics is challenging [1, 2, 3, 4]. We are developing and evaluating Quantum Interactive Learning Tutorials (QuILTs) to help students in advanced undergraduate quantum mechanics courses [5]. QuILTs are based upon research on students' difficulties in learning quantum mechanics. They strive to build on students' prior knowledge, actively engage them in the learning process and help them build links between the abstract formalism and conceptual aspects of quantum physics without compromising the technical content.

Here, we discuss investigation of students' difficulties related to the Stern Gerlach experiment (SGE) and the development and preliminary evaluation of a QuILT that focuses on helping students learn about foundational issues in quantum mechanics via the Stern Gerlach experiment. In the SGE, a particle with spin and/or orbital angular momentum (i.e., particle with a magnetic dipole moment) is sent through a Stern Gerlach Apparatus (SGA) with a non-uniform magnetic field. With appropriate gradient of the external magnetic field, different components of the angular momentum in the wave function can be spatially separated by coupling them with different linear momenta. By using suitable measurement devices (e.g., detectors at appropriate locations in the path of the beam), we can use the SGE to prepare a quantum state which is different from the initial state before the particle entered the SGA.

The investigation of difficulties was carried out by administering written surveys to more than two hundred physics graduate students and advanced undergraduate students enrolled in quantum mechanics courses and by conducting individual interviews with a subset of students. The individual interviews were carried out using a think aloud protocol to better understand the rationale for their responses before and after the preliminary version of the QuILTs and the corresponding pre-test and

post-test were developed. During the semi-structured interviews, students were asked to verbalize their thought processes while they answered questions either as a part of the QuILT or as separate questions before the preliminary version of the QuILT was developed. Students were not interrupted unless they remained quiet for a while. In the end, we asked them for clarifications of the issues they had not made clear earlier. After each individual interview with the preliminary version of the QuILT (along with the pre-test and post-test), it was modified based upon the feedback. Our approach to the development of QuILTs is similar to the development of the tutorials by the University of Washington Physics Education group. When we found that the QuILT on SGE was working well in individual administration and post-test performance was significantly improved compared to pre-test performance, it was administered in an advanced quantum mechanics class. The QuILT comes with a warm-up exercise and homework that students work on before and after working on the QuILT in class, respectively.

Student Difficulties with SGE

One question we have asked many first year physics graduate students and advanced undergraduate students related to the SGE in written tests and interviews is the following:

$|\uparrow\rangle_z$ and $|\downarrow\rangle_z$ represent the orthonormal eigenstates of \hat{S}_z (z component of spin angular momentum). SGA is an abbreviation for a Stern-Gerlach apparatus.

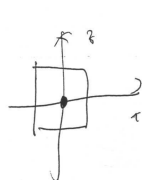
Question: A beam of neutral silver atoms propagating along the y direction (into the page) in spin state $|\uparrow\rangle_z$ is sent through a SGA with a horizontal magnetic field gradient in the $-x$ direction. Sketch the pattern that you expect to observe on a distant phosphor screen in the x - z plane when the atoms hit the screen. Explain your reasoning.

This question is challenging because students have to realize that, since the magnetic field gradient is in the $-x$

the inner product between the B field and the $|\uparrow_z\rangle$ will be zero because they are orthogonal.

$$S_z |\uparrow_z\rangle = |\uparrow_z\rangle$$

Similarly, however here $\Psi = |\uparrow_z\rangle$ has only the one eigenvector. Thus $H\Psi \sim |\uparrow_z\rangle$



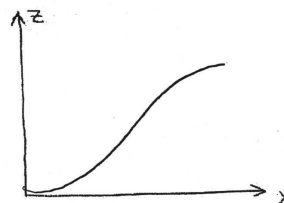
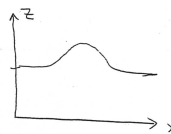
We have one spot on the origin. For this time two force acts on the electron is $F_x = -\mu_B \frac{\partial B}{\partial x}$ and $\mu_x = 0$ so there's actually no force act on the electron.

FIGURE 1. Three sample responses in which students provided incorrect explanations for why there should be one spot instead of two.

direction, the basis must be chosen to be the eigenstates of \hat{S}_x to readily analyze how the SGA will affect the spin state. Here, the initial state, which is an eigenstate of \hat{S}_z , $|\uparrow_z\rangle$, can be written as a linear superposition of the eigenstates of \hat{S}_x , i.e., $|\uparrow_z\rangle = (|\uparrow_x\rangle + |\downarrow_x\rangle)/\sqrt{2}$. The magnetic field gradient in $-x$ direction will couple the $|\uparrow_x\rangle$ and $|\downarrow_x\rangle$ components in the incoming spin state $|\uparrow_z\rangle$ with oppositely directed x-component of momentum and will cause two spots on the phosphor screen separated along the x axis.

Many students claimed that there cannot be any splitting of the beam since the magnetic field gradient is in the $-x$ direction but the spin state is along the z direction and they are orthogonal to each other (see Figure 1). Students' written responses and individual interviews with a subset suggest that they were incorrectly connecting the direction of the magnetic field in the physical space with the "direction" of state vectors in the Hilbert space. While many students thought that there will be only one spot on the screen, there was no consensus on the direction of deflection. Some students drew the spot at the origin; some showed deflections along the positive or negative x direction; some drew deflections along the positive or negative z direction. Some students incorrectly believed that the spin state in this situation will get pulled in one direction because the magnetic field gradient is in a certain direction (see Figure 2). Asking the interviewed students explicitly about whether they could

The spin state reacts to the field; this time there is only one state such that the beam bends only in one direction. Because spin up exists, it will be in the $+z$



The state goes along with the gradient

FIGURE 2. Two sample responses in which students provided incorrect explanations for why the state/beam will bend as shown in response to the magnetic field gradient.

consider a basis that may be particularly appropriate for analyzing this problem was not helpful.

One interviewed student drew a diagram of a molecular orbital with several lobes (see Figure 3) and wondered what the plot of $|\uparrow_z\rangle$ would look like. Another student drew the diagram shown in Figure 4 and described Larmor precession of spin but did not mention anything about the force on the particle due to the non-uniform magnetic field as in the SGE. Written responses and interviews suggest that many students were unclear about the fact that in a uniform external magnetic field, the spin will only precess (if not in a stationary state) but in a non-uniform magnetic field as in the SGE, there will be a force that can spatially separate the components of angular momentum in the wave function under suitable condition. Moreover, similar to the difficulty of these students, we have found that many students have difficulty realizing that spin is not an orbital degree of freedom.

In the interviews, students were also asked whether they could think of a strategy to distinguish between a superposition in which particles are in $(|\uparrow_z\rangle + |\downarrow_z\rangle)/\sqrt{2}$ state from a mixture in which half of the particles are in state $|\uparrow_z\rangle$ and the other half are in state $|\downarrow_z\rangle$. This task was difficult for most students. One strategy for

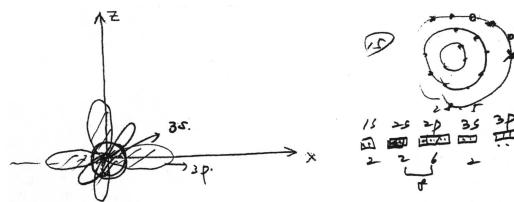


FIGURE 3. A student's diagram drawn to answer the question using the orbital picture

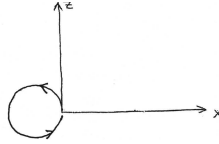


FIGURE 4. A diagram drawn by a student in response to the SGE question asked. In individual discussion, he described it as showing the Larmor precession of spin. The student incorrectly believed that spin is due to motion in real space. Also, when he was reminded that the question was not about the dynamics (as suggested by the arrows drawn by the student to show the direction of precession) but about the pattern observed on the screen, he incorrectly claimed that the pattern would be a circle due to the precession.

distinguishing between the superposition and mixture given is to pass each of them one at a time through a SGX_- (SGA with field gradient in negative x direction). Then, since state $(|\uparrow\rangle_z + |\downarrow\rangle_z)/\sqrt{2}$ is the same as $|\uparrow\rangle_x$, it will completely go out through the upper-channel after passing through SGX_- . On the other hand, the equal mixture of $|\uparrow\rangle_z$ and $|\downarrow\rangle_z$ will have an equal probability of hitting detectors in both channels after the SGX_- because these states can be written as $(|\uparrow\rangle_x \pm |\downarrow\rangle_x)/\sqrt{2}$ in terms of the eigenstates of \hat{S}_x and will become spatially separated after passing through the SGX_- .

SGE QUILT

As discussed in the introductory section, the QUILT about SGE builds on the prior knowledge of students investigated via written tests and interviews. It uses a guided approach to help students build a knowledge structure about the SGE. It uses computer-based visualization tools to help students build a physical intuition about relevant concepts related to the SGE. The Open Source Physics SPINS program [6] was adapted as needed throughout the SGE QUILT and can be easily tailored to the desired situations. Before each simulation, students predict what they expect and then reconcile the difference between their prediction and observations. Toward the end, students are asked open-ended questions in which they have to use the SPINS program to design experiments to accomplish certain tasks (some in more than one way). The QUILT about SGE helps students learn about issues related to measurement, preparation of a desired quantum state, e.g., $|\uparrow\rangle_x$ starting from an arbitrary initial state, time-development of the wave function corresponding to the spin degree of freedom, difference between superposition and mixture, difference between physical space and Hilbert space, importance of choosing an appropriate basis to analyze what should happen in a given situation, etc. As an example, students are asked a sequence of questions such as the following to help them distinguish between superposition and mixture:

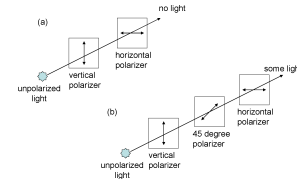


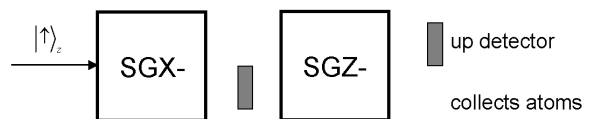
FIGURE 5. Analogy with photon polarization states.

• If a silver atom in the state $(|\uparrow\rangle_z + |\downarrow\rangle_z)/\sqrt{2}$ (which is an eigenstate of \hat{S}_x with an eigenvalue $\hbar/2$) is passed through a SGX_- , what is the probability that the “up” detector will click? Explain.

• If an unpolarized mixture of silver atoms, half of which are in the state $|\uparrow\rangle_z$ and the other half in $|\downarrow\rangle_z$, are passed through an SGX_- , write each component in the mixture in a basis most suitable for analysis after passing through the SGX_- . Then write down the probability that the “up” detector will click. Explain.

Another question in the SGE QUILT asks students about preparing a $|\downarrow\rangle_z$ state starting from a $|\uparrow\rangle_z$ state which is orthogonal to it.

• You send silver atoms in an initial spin state $|\chi(0)\rangle = |\uparrow\rangle_z$ one at a time through two SGAs with magnetic field gradients as shown below. Suitable detectors are placed as shown. One detector is between the two SGAs and the other after both SGAs. What is the probability that a given single atom will cause the “up” detector to click after passing through this system of two SGAs? If the detector does not click, what state have you prepared that you can collect in the lower channel?



In order to help students understand that it is possible to input $|\uparrow\rangle_z$ through SGAs and prepare an orthogonal state $|\downarrow\rangle_z$ on the way out, the QUILT also draws an analogy with photon polarization states. Students learn that if you let atoms in the state $|\uparrow\rangle_z$ pass through SGZ_- only, you will never obtain $|\downarrow\rangle_z$ on the way out. However, $|\downarrow\rangle_z$ is obtained in the above experiment because we have inserted SGX_- at an intermediate stage. Students consider the analogy with vertically polarized light passing directly through a horizontal polarizer (Figure 5 a) vs. passing first through a polarizer at 45° followed by a horizontal polarizer (Figure 5 b). There is no light at the out-

put if vertically polarized light passes directly through a horizontal polarizer. On the other hand, if the polarizer at 45° is present, light becomes polarized at 45° after the 45° polarizer, which is a linear superposition of horizontal and vertical polarization. Therefore, some light comes out through the horizontal polarizer placed after the 45° polarizer. Since the experiment with polarizers is familiar to students from introductory physics, this analogy helps students learn about SGE using a familiar context.

We conducted preliminary evaluation of the QuILT in a class with 22 undergraduate students. Students had traditional instruction about the SGE, took the pre-test, then worked on the tutorial and then took the post-test (some questions from the pre-test and post-test are in the Appendix). The average pre-test score was 53% and the average post-test score was 92%, which is encouraging.

SUMMARY

We have investigated students' difficulties related to SGE and used the findings as a guide to develop an SGE QuILT. Preliminary evaluation suggests that the QuILT is helpful in improving students' understanding of concepts related to SGE.

ACKNOWLEDGMENTS

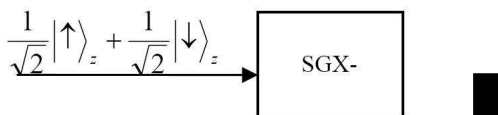
We thank NSF for awards PHY-0653129 and 055434.

REFERENCES

1. D. Zollman, S. Rebello, and K. Hogg, Am. J. Phys. **70** (3), 252 (2002).
2. M. Wittmann, R. Steinberg, E. Redish, Am. J. Phys. **70**(3), 218-226, (2002).
3. C. Singh, M. Belloni, W. Christian, Physics Today, **8**, 43-49, August (2006).
4. S. McKagan, K. Perkins, M. Dubson, C. Malley, S. Reid, et al. Am. J. Phys. **76**(4 and 5), 406-417, (2008).
5. C. Singh, Am. J. Phys., **76**(4), 400-405, (2008).
6. See <www.opensourcephysics.org>.

Appendix: Examples of Pre-/Post-test Questions

Pre-test Question (1): Chris sends silver atoms in an initial spin state $|\chi(0)\rangle = (|\uparrow\rangle_z + |\downarrow\rangle_z)/\sqrt{2}$ one at a time through an SGX_- . He places a "down" detector in appropriate location as shown. What is the probability of the detector clicking when an atom exits the SGX_- ?



Pre-test Question (2): Silver atoms in an initial spin state $|\chi(0)\rangle = |\uparrow\rangle_z$ pass one at a time through two SGAs with

the magnetic field gradients as shown below. Two suitable detectors are placed, one after the first SGA and the second at the end to detect the atoms after they pass through both SGAs. The atoms that do not register in the "up" detector at the end are collected for another experiment. Find the fraction of atoms that are detected in the "up" detector at the end and the normalized spin state of the atoms that are collected for another experiment.



Post-test Question (1): Suppose beam A consists of silver atoms in the state $|\chi(0)\rangle = (|\uparrow\rangle_z + |\downarrow\rangle_z)/\sqrt{2}$, and beam B is an unpolarized mixture in which half of the silver atoms are in state $|\uparrow\rangle_z$ and half are in state $|\downarrow\rangle_z$. Choose all of the following statements that are correct.

- (1) Beam A will not separate after passing through SGZ (either SGZ_- or SGZ_+).
- (2) Beam B will split into two parts after passing through SGZ.
- (3) We can distinguish between beams A and B by passing each of them through SGX.

- A. (1) only
B. (2) only
C. (1) and (2) only
D. (2) and (3) only
E. All of the above

Post-test Question (2): Sally sends silver atoms in state $|\uparrow\rangle_z$ through three SGAs as shown. Next to each detector, write down the probability that the detector clicks. The probability for the clicking of a detector refers to the probability that a particle entering the **first** SGA reaches that detector. Also, after each SGA, write the spin state sally has prepared. Explain.



Post-test Question (3): Harry sends silver atoms all in the normalized spin state $|\chi\rangle = a|\uparrow\rangle_z + b|\downarrow\rangle_z$ through an SGX_- . He places an "up" detector as shown to block some silver atoms and collects the atoms coming out in the "lower channel" for a second experiment. What fraction of the initial silver atoms will be available for his second experiment? What is the spin state prepared for the second experiment? Show your work.

