

PSPACE-Complete Two-Color Placement Games

Kyle Burke, Bob Hearn

February 22, 2016

Abstract

We show that three placement games, COL, NOGO, and FJORDS, are PSPACE-complete on planar graphs. The hardness of COL and FJORDS is shown via a reduction from BOUNDED 2-PLAYER CONSTRAINT LOGIC and NOGO is shown to be hard directly from COL.

1 Background

1.1 Combinatorial Game Theory

Combinatorial Game Theory is the study of games with:

- Two players alternating turns,
- No randomness, and
- Perfect information for both players.

A *ruleset* is a pair of functions that determines which moves each player can make from some position. Most games in this paper use *normal play* rules, meaning if a player can't make a move on their turn, they lose the game (i.e. the last player to move wins).

The two players are commonly known as *Left* and *Right*. The rulesets discussed here include players assigned to different colors (*Blue* vs *Red* or *Black* vs *White*). We use the usual method of distinguishing between them: Left will play as *Blue* and *Black*; Right plays *Red* and *White*.

For more information on combinatorial game theory, the reader is encouraged to look at [2] and [1].

1.2 Algorithmic Combinatorial Game Theory

Algorithmic Combinatorial Game Theory is the application of algorithms to combinatorial games. The difficulty of a ruleset is analyzed by studying the computational complexity of determining whether the current player has a winning strategy. In this paper, we show that many games are PSPACE-complete, which means that no polynomial-time algorithm exists to determine the winnability of all positions unless such an algorithm exists for all PSPACE problems.

Usually determining the winnability of a ruleset is considered as the computational problem of the same name. We use that language here, e.g. saying BOUNDED 2-PLAYER CONSTRAINT LOGIC is PSPACE-complete means that the associated winnability problem is PSPACE-complete.

All games considered in this paper exist in PSPACE due to the max height of the game tree being polynomial \square . Thus, by showing that any of these games are PSPACE-hard, we also show that they are PSPACE-complete.

For more on algorithmic combinatorial game theory, the reader is encouraged to reference [4].

1.3 Bounded 2-Player Constraint Logic

BOUNDED 2-PLAYER CONSTRAINT LOGIC is a combinatorial ruleset played on a directed graph where each arc has three properties:

- Color: which of the two players is allowed to flip it.
- Flipped: a boolean flag indicating whether it has already been flipped. Each arc may be flipped only once.
- Weight: one of $\{1, 2\}$.¹

An orientation of the arc is legal if each vertex in the graph has at total weight of incoming edges of at least 2. A move consists of a player choosing an arc, (v, w) , to flip where:

- The arc is that player's color, and
- The arc has not yet been flipped, and
- Flipping the arc (meaning the graph with (w, v) replacing (v, w)) results in a legal orientation.

The goal of BOUNDED 2-PLAYER CONSTRAINT LOGIC is for Left to flip a goal edge. If they can flip this edge, then they win the game. Otherwise, Right wins.

BOUNDED 2-PLAYER CONSTRAINT LOGIC is PSPACE-complete, even when:

- The graph is planar, and
- Only six types of vertices exist in the graph.

These six vertex types are: And, Or, Choice, Split, Variable, and Goal, named for the gadgets they represent in the proof of BOUNDED 2-PLAYER CONSTRAINT LOGIC hardness [5]. The following is a description of each of these vertices. Diagrams for each may be found in [5].

- Variable: One of two edges (one of each color) may be flipped. *Black's* edge corresponds to setting the variable to *true*, *White* sets it to *false*.
- Goal: This is the *Black* edge that Left needs to flip to win the game.
- And: A vertex with two outward-oriented "input" edges and one inward-oriented "output" edge. In order to flip the output edge, both input edges must first be flipped.
- Or: Another vertex with two inputs and one output, but here only one of the inputs must be flipped in order for the output to be flipped.
- Choice: One input edge which, when flipped to orient inwards, means one of two output edges may be flipped to orient outwards.
- Split: One input edge which, when flipped to orient inwards, allows both output edges to be flipped orienting outwards.

In order to use BOUNDED 2-PLAYER CONSTRAINT LOGIC as the source problem for a proof of PSPACE-hardness, it is sufficient to show that gadgets that simulate each of the six BOUNDED 2-PLAYER CONSTRAINT LOGIC vertex types. We use this to reduce directly to COL and GRAPH-FJORDS to show both are PSPACE-complete. For more information about the structure of each of these gadgets, the interested reader may reference [5].

¹Warning: in [5], these weights are denoted by blue vs. red edges. These colors do not correspond to the identity of the player that may flip the arc.

1.4 Placement Games

Placement games on graphs are combinatorial rulesets played on graphs that fulfill all of these requirements:

- Vertices are either marked or unmarked,
- A move for a player consists of marking one of the vertices, and
- Marks may never be moved or removed.[3]

Since marks may never be moved or removed, the maximum number of plays made during a game is always n , where n is the number of vertices in the graph. Thus, an algorithm to compute the winner of any placement game needs only a polynomial amount of space; all placement games are in PSPACE.

The next three sections describe the three placement games considered in this paper: COL, GRAPH-NOGO, and GRAPH-FJORDS.

1.5 Col

COL is a partisan placement game where Left and Right alternately paint vertices with their color (*Blue* and *Red*) with the restriction that two neighboring vertices may not have the same color. Thus a single turn consists of painting an uncolored vertex not adjacent to another vertex of the player's color. A more formal definition is given in Definition 1.1.

Definition 1.1 (COL). COL is a ruleset played on any graph, $G = (V, E, c)$, where c is a coloring of vertices $c : V \rightarrow \{Blue, Red, Uncolored\}$ such that $\forall (v, w) \in E$: either $c(v) \neq c(w)$ or $c(v) = c(w) = Uncolored$. An option for player A is a graph $G' = (V, E, c')$ with $\exists x \in V$:

- $\forall v \neq x \in V : c'(v) = c(v)$, and
- $c(x) = Uncolored$, and
- $c'(x) = A$'s color.

COL was devised in 19XX. Its computational complexity has remained an open problem since the 1970's. We show that COL is PSPACE-complete, even for planar graphs, in Section 2.

1.6 Graph-NoGo

GRAPH-NOGO is a partisan placement game where Left and Right alternately paint vertices using their color (*Black* and *White*) with the restriction that each connected component of one color must be adjacent to an *Uncolored* vertex. A more formal definition is given in Definition 1.2.

Definition 1.2 (GRAPH-NOGO). GRAPH-NOGO is a ruleset played on any graph, $G = (V, E, c)$, where c is a coloring of vertices $c : V \rightarrow \{Black, White, Uncolored\}$ such that \forall connected single-color component $C \subseteq V : \exists (v, w) \in E$ where:

- $v \in C$, and
- $w \notin C$, and
- $c(w) = Uncolored$.

An option for player A is a graph $G' = (V, E, c')$, where $\exists x \in V$:

- $\forall v \neq x \in V : c'(v) = c(v)$, and
- $c(x) = \text{Uncolored}$, and
- $c'(x) = A$'s color.

and the same above property holds true, but using the new coloring c' : \forall connected single-color (as colored by c') component $C' \subseteq V : \exists(v, w) \in E$ where:

- $v \in C'$, and
- $w \notin C'$, and
- $c'(w) = \text{Uncolored}$.

NOGO is the well-known version of GRAPH-NOGO played specifically on a grid-graph. Our hardness proof applies only to the more general GRAPH-NOGO; the computational complexity of the grid version remains an open problem.

NOGO is itself a non-loopy GO variant where capturing moves are not allowed. (In GO, uncolored vertices adjacent to a connected component of one color are known as liberties. GRAPH-NOGO enforces that a liberty must always exist for each connected component.) Resolving the computational complexity has been considered an open problem since 2011 when a tournament was played among combinatorial game theorists at the Banff International Research Station.

1.7 Graph-Fjords

GRAPH-FJORDS is a partisan placement game where Left and Right alternately paint vertices using their color (*Black* and *White*) with the restriction that the newly-painted vertex must be adjacent to a vertex already painted that player's color. Note that the initial position must contain both colored and uncolored vertices in order to have any options.

Definition 1.3 (GRAPH-FJORDS). FJORDS is a ruleset played on any graph, $G = (V, E, c)$, where c is a coloring of vertices $c : V \rightarrow \{\text{Black}, \text{White}, \text{Uncolored}\}$. An option for player A is a graph $G' = (V, E, c')$ where $\exists(x, y) \in E$:

- $\forall v \neq x \in V : c'(v) = c(v)$, and
- $c(x) = \text{Uncolored}$, and
- $c'(x) = A$'s color, and
- $c(y) = A$'s color.

GRAPH-FJORDS is the generalized version of FJORDS, which is played on a hexagonal grid with some edges and vertices removed. In the published version of FJORDS, the initial configuration is generated through a randomized process, but once that is complete the remainder of the game (as described here) is strictly combinatorial. This paper only solves the general case; the computational complexity of FJORDS remains an open problem.

2 Col is PSPACE-complete

Next we show that COL is hard.

2.1 Reduction from Constraint Logic

Theorem 2.1 (COL is Hard). *Determining whether the next player in COL has a winning strategy is PSPACE-hard.*

To complete this proof, we reduce from 2-player CONSTRAINT LOGIC to COL. The resulting position’s graph will have two separate components: a section only Left (*Blue*) can play on and a section where both players will play that consists of the gadgets presented here.

The *Blue*-only component is a single star graph with k rays (we’ll specify k later) and a single hub colored *Red*.

This second section with the gadgets will be played in two stages. In the first stage, the players first alternate choosing variable gadgets to play on, then *Red* finishes filling in the rest of the gadgets (*Blue* cannot play on the other gadgets) while *Blue* plays on their separate component. When *Red* finishes correctly playing on the gadgets, they may be able to make a single last play on the goal gadget depending on whether they won the variable-selection phase. If they incorrectly play on the gadgets, then that will cost them one or more moves and *Blue* will win.

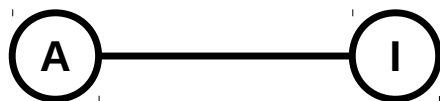


Figure 1: The COL gadget for a CONSTRAINT LOGIC-Variable. A stands for “activated”; I stands for “inactive”.

The basic gadget represents the orientable CONSTRAINT LOGIC edge (figure 1). This is modeled by two connected vertices. If *Red* colors the ‘A’ or ‘I’ vertex, this represents activating or leaving the edge inactive, respectively. All of the other gadgets use these edges as either inputs or outputs (or both). *Red* needs to play in each of the edges (and other places) in order to win the game.

The remaining gadgets connect the edges to each other. In order to suffice for PSPACE hardness, we need only to implement the gadgets to represent CONSTRAINT LOGIC vertices that represent variables, goal-edges, splitters, path choice, and AND and OR gates.

In order to complete the reduction, we need to show how to create COL gadgets from each of the relevant CONSTRAINT LOGIC gadgets: Variable, Output-Edge, Or, And, Choice, and Split.

The Goal-Edge gadget includes a pair of adjacent vertices, which are connected to an edge pair. (See figure 3.) One of the vertices is colored blue, while the other remains uncolored and is adjacent to the inactive vertex in the input variable. This represents the edge that needs to be activated in order for *Red* to win the game.

The Or gadget, illustrated in figure 4, connects three edge gadgets (two input and one output) to a 4-clique. In the new clique, one vertex is colored blue, another is connected to the active vertex of the output variable, and the remaining two are connected, one each, to the inactive vertices of the inputs. If either of the inputs is activated, then the output can be activated and the clique can also be played. (*Red* will need to play in each of these inner cliques to have a chance to win.) Otherwise, the clique can be played on only if the output variable is inactive.

The And gadget, shown in figure 5, also connects two input edge gadgets to an output. The active vertex of the output is connected to each input inactive vertex. In order to activate the

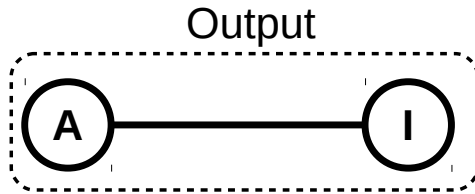


Figure 2: The COL gadget for a CONSTRAINT LOGIC-Variable.

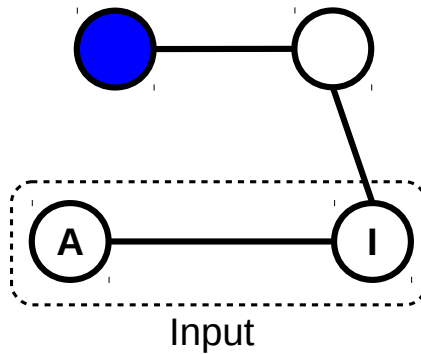


Figure 3: The COL gadget for a CONSTRAINT LOGIC-Goal-Edge. The only way to color the unmarked vertex is if the edge below is activated.

output variable, both of the two input variables must be activated.

The Choice gadget, figure 6, connects one input edge gadget to two outputs. The active vertices of the outputs are adjacent to each other and both connected to the inactive vertex of the input. If the input is chosen to be active, then one of the outputs may be activated. (They cannot both be activated, because the active vertices are adjacent.)

The Split gadget, shown in figure 7, is exactly the same as the Choice gadget, except that the active vertices of the outputs are not adjacent. Thus, if the input variable is activated, *both* outputs can be active.

2.2 Planarity

Corollary 2.2 (Planar Hardness). *Determining whether the next player in COL on planar graphs has a winning strategy is PSPACE-hard.*

Proof. We can follow the same proof as in Theorem 2.1. Since CONSTRAINT LOGIC is PSPACE-hard on planar graphs, and the reduction preserves planarity, planar COL is also PSPACE-hard. \square

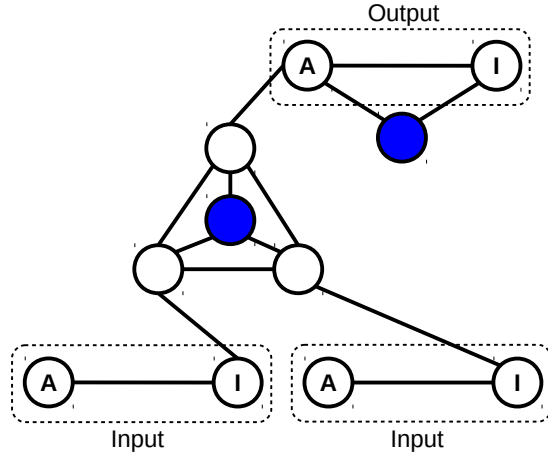


Figure 4: The COL gadget for a CONSTRAINT LOGIC-Or. If either of the inputs is activated, then the output can be activated and the inner structure can also be played.

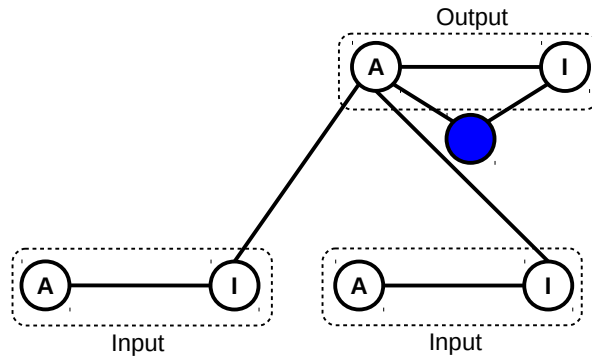


Figure 5: The COL gadget for a CONSTRAINT LOGIC-And.

3 Graph-NoGo is PSPACE-complete

In this section, we prove that GRAPH-NOGO is PSPACE-complete, even on planar graphs. Since GRAPH-NOGO is a graph placement game, it is already in PSPACE. It remains to show that GRAPH-NOGO is hard.

3.1 Graph-NoGo is PSPACE-hard

To prove the hardness of GRAPH-NOGO, we reduce from COL, which was shown to be PSPACE-hard in Theorem 2.1. The reduction uses only two gadgets.

Theorem 3.1 (GRAPH-NOGO is PSPACE-hard). *It is PSPACE-hard to determine whether the next player has a winning strategy in GRAPH-NOGO.*

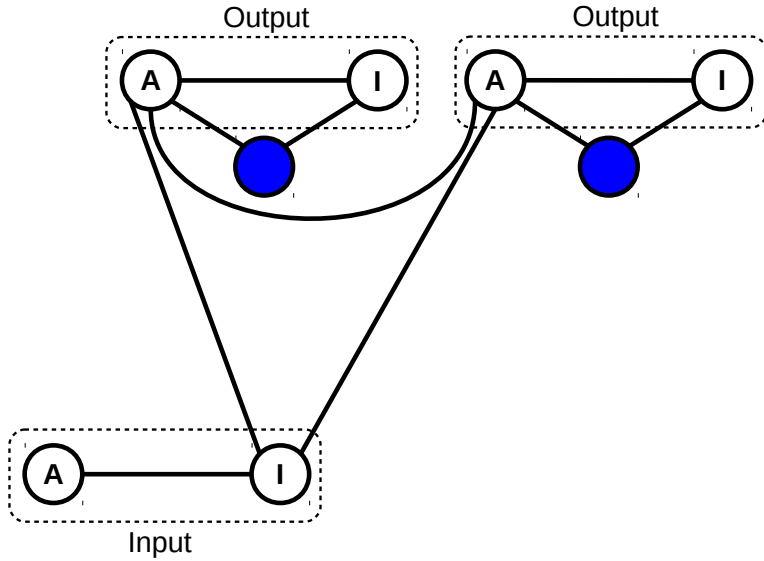


Figure 6: The COL gadget for a CONSTRAINT LOGIC-Choice.

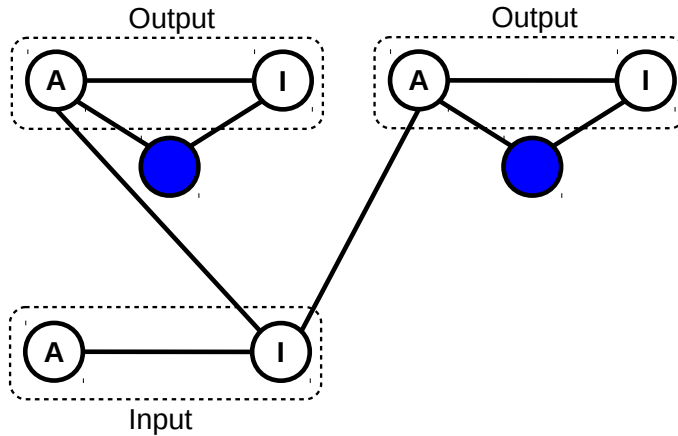


Figure 7: The COL gadget for a CONSTRAINT LOGIC-Split.

Proof. Let $G = (V, E, c)$ be an instance of COL. The result of the reduction on G will be a GRAPH-NOGO graph $G' = (V', E', c')$ defined as follows.

For each vertex, v , in V , we include four vertices in V' : v_B , a vertex painted *Black*; v_W , a vertex painted *White*; v_F , an *Uncolored* “forbidden” vertex that can never be painted; and v_A , a vertex that may be painted. (Choosing to color v_A corresponds to coloring COL vertex v .) We also include the three edges (v_W, v_F) , (v_B, v_F) , and (v_F, v_A) in E' . This gadget is illustrated in Fig. 8. v_B and v_W will never be adjacent to any vertices aside from v_F . If v_F were to be colored, either

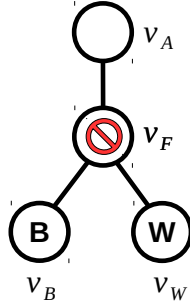


Figure 8: The GRAPH-NOGO gadget for each COL vertex v . v_F cannot be colored and the component connected to v_A will always have a liberty.

v_B or v_W would be a connected component without a liberty. Thus, v_F can never be colored, and will always be a liberty for v_A .

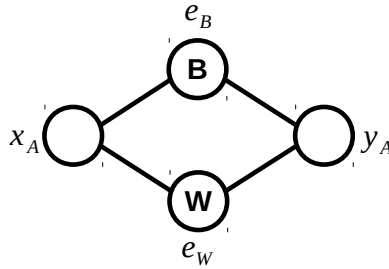


Figure 9: The GRAPH-NOGO gadget for each COL edge $e = (x, y)$. x_A and y_A cannot be painted the same color because one of the two other edges.

Also, for each edge, $e = (x, y)$, in E , we include two vertices and four edges in G' to mimic the proper coloring rule in COL. This gadget is illustrated in Fig. 9 and described more formally as follows. Let e_B and e_W be vertices colored *Black* and *White*, respectively, then include the four edges (x_A, e_B) , (x_A, e_W) , (y_A, e_B) , and (y_A, e_W) . e_B and e_W will not be adjacent to any other vertices aside from x_A and y_A . If x_A and y_A have the same color, exactly one of the two new vertices e_B or e_W will be a connected component with no liberty. Thus, they cannot both be painted the same color.

Using the definitions above, we can formally define V' , E' , and c' . First, V' :

- $V'_B = \{v_B : v \in V\} \cup \{e_B : e \in E\}$,
- $V'_W = \{v_W : v \in V\} \cup \{e_W : e \in E\}$,
- $V'_F = \{v_F : v \in V\}$,

- $V'_A = \{v_A : v \in V\}$, so
- $V' = V'_B \cup V'_W \cup V'_F \cup V'_A$.

And E' :

- $E'_V = \bigcup_{v \in V} \{(v_B, v_F), (v_W, v_F), (v_F, v_A)\}$,
- $E'_E = \bigcup_{e=(x,y) \in E} \{(x_A, e_B), (x_A, e_W), (y_A, e_B), (y_A, e_W)\}$, so
- $E' = E'_V \cup E'_E$.

And c' :

- $\forall v \in V'_B : c'(v) = \text{Black}$,
- $\forall v \in V'_W : c'(v) = \text{White}$,
- $\forall v \in V'_F : c'(v) = \text{Uncolored}$,
- $\forall v \in V'_A :$
 - if $c(v) = \text{Uncolored}$, then $c'(v) = \text{Uncolored}$
 - if $c(v) = \text{Blue}$, then $c'(v) = \text{Black}$, and
 - if $c(v) = \text{Red}$, then $c'(v) = \text{White}$.

Each possible GRAPH-NOGO move on $v_A \in V'$ for player A corresponds exactly to a COL move on $v \in V$ for the same player, so the game trees and strategies for each are exactly the same. Thus, GRAPH-NOGO is also PSPACE-hard. \square

Corollary 3.2 (GRAPH-NOGO is PSPACE-complete.). *Determining whether the next player has a winning strategy in GRAPH-NOGO is PSPACE-complete.*

Proof. Since GRAPH-NOGO is a placement game, it is in PSPACE. Since it is both in PSPACE and PSPACE-hard, it is PSPACE-complete. \square

Corollary 3.3 (PLANAR-NOGO is PSPACE-complete). *Determining whether the next player has a winning strategy in GRAPH-NOGO is PSPACE-complete when played on planar graphs.*

Proof. Since COL is PSPACE-complete on planar graphs, and the reduction gadgets do not require any additional crossing edges, the resulting GRAPH-NOGO board is also planar. Thus, GRAPH-NOGO is also PSPACE-complete on planar graphs. \square

4 Graph-Fjords is PSPACE-complete

4.1 Graph-Fjords is PSPACE-hard

For GRAPH-FJORDS, we will also reduce from BOUNDED 2-PLAYER CONSTRAINT LOGIC: for the reduction we must cover variable, split, choice, and, and or gadgets, as well as the final victory gadget. Assuming the BOUNDED 2-PLAYER CONSTRAINT LOGIC position is the result of a reduction from POS-CNF, thus players should choose the variables first, then play on the rest of the gadgets.

4.1.1 Graph-Fjords variables

In order to enforce this, we'll add incentives to the variable gadgets so that they are all played before the other gadgets. Each gadget for a variable x_i will consist of a single GRAPH-FJORDS vertex, v_i , connected to both a black and white vertex as well as a separate clique of size t , K_t , as shown in Fig. 10. For further gadgets that use x_i , v_i will be included as the active input.

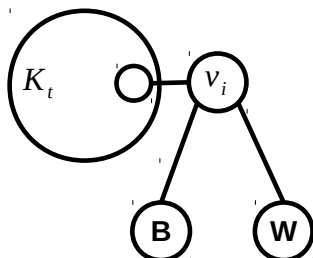


Figure 10: The GRAPH-FJORDS variable gadget. The left figure shows the k -clique; the right figure shows our replacement symbol used throughout the figures.

Other black and white-colored vertices exist in the remainder of the Fjords graph, but t will be large enough so that all variables will be chosen first.

After all n variables are chosen, we want each player to have cached $\lceil \frac{n}{2}t \rceil$ “moves” in unclaimed vertices accessible only to them. In order to make this happen, if n is odd, we add an extra “dummy” variable gadget so that this balances out.

4.1.2 Graph-Fjords Input/Output Pairs

As with the COL reduction in 2, there are Input/Output vertex pairs (with an active vertex and inactive vertex) that are outputs to some gadgets and inputs to others. As in Fig. 11, all figures here will have the active vertex on the left and the inactive on the right.

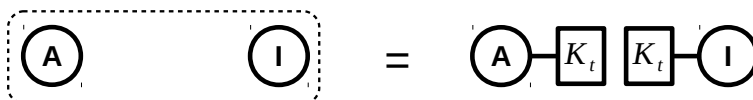


Figure 11: The GRAPH-FJORDS input-output vertex pair. The pair is active if A is colored *Black*.

Unlike the COL reductions, both players play in all pairs (aside from variables, which don't have an inactive vertex). The pair is active or inactive depending on where Left plays. If the active vertex is *Black* (and the inactive is *White*), then the pair is active. Otherwise, the pair is inactive.

4.1.3 Graph-Fjords Goal

At the other end of the Fjords reduction is a single goal vertex, shown in Fig. 12. If the source BOUNDED 2-PLAYER CONSTRAINT LOGIC is winnable by Left, then in the GRAPH-FJORDS position, Left will be able to move last by claiming this vertex because they activated the final input-output pair.

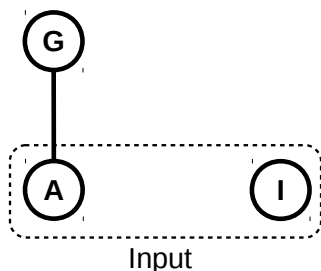


Figure 12: The GRAPH-FJORDS goal gadget.

4.1.4 Graph-Fjords Intermediate Gadgets

Between the variables and the goal, a series of gadgets will be laid out to implement the formula. We enforce order on these by including decreasing incentives. For gadget X with an output that is an input to gadget Y , X will have a higher incentive, t . Just as with the variable gadgets, this will be realized as cliques K_t attached to the gadget.

Since the source formula from POS CNF has no negations, it is always better for Left to choose to make an output active over inactive. (The same is true for Right.)

add more here?

In order to complete the reduction, we must include gadgets for the choice, split, or, and and BOUNDED 2-PLAYER CONSTRAINT LOGIC gadgets.

4.1.5 Graph-Fjords Choice Gadget

The choice gadget allows Left to choose between one of two outputs, but only if the output is active. (See Fig. 13 for an example.) Since Left goes first, if the input is active, they will be able to choose between the active outputs. Right will then respond by claiming the other active output. Left and Right will then trade turns choosing the remaining inactive inputs.

4.1.6 Graph-Fjords Split Gadget

The split gadget copies the input pair into two output pairs and is shown in Fig. 14. In this gadget, whichever color is on the active input will get to choose both inactive outputs.

4.1.7 Graph-Fjords Or Gadget

The or gadget, shown in Fig. 15, works as expected: if either of the inputs is active, then Left may move to activate the output. Otherwise, the output must be inactive.

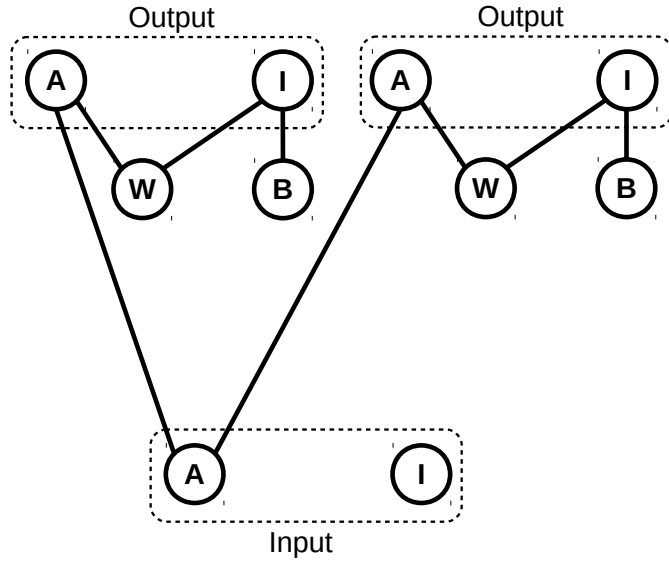


Figure 13: The GRAPH-FJORDS choice gadget.

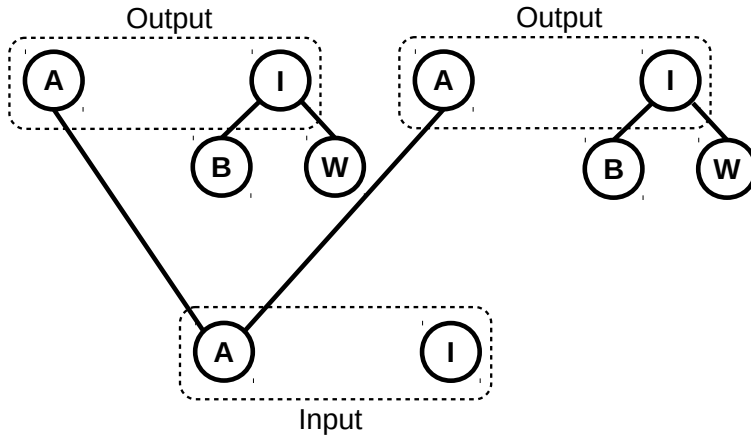


Figure 14: The GRAPH-FJORDS split gadget.

4.1.8 Graph-Fjords And Gadget

The and gadget, shown in Fig. 16, is the most surprising as it is not symmetric. In this gadget, both inputs must be active in order for it to be worth Left's turn to color the active output vertex *Black*. Clearly, if the left-hand input is inactive, Left won't have the chance to color that active input. It remains to consider the situation where the left-hand input is active and the right-hand input is inactive.

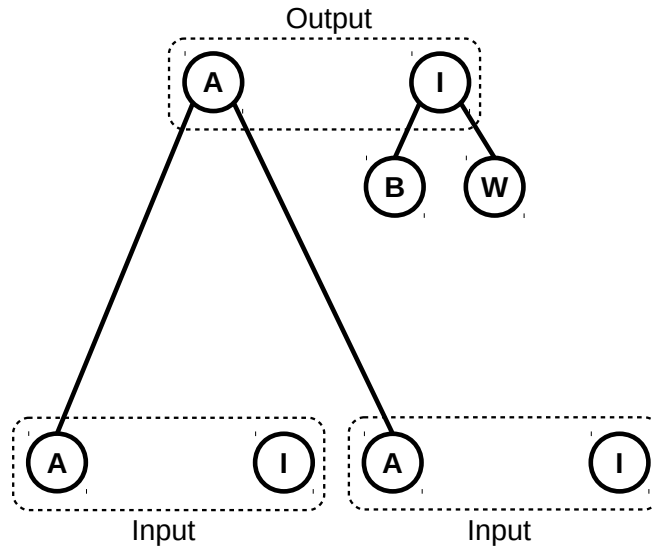


Figure 15: The GRAPH-FJORDS or gadget.

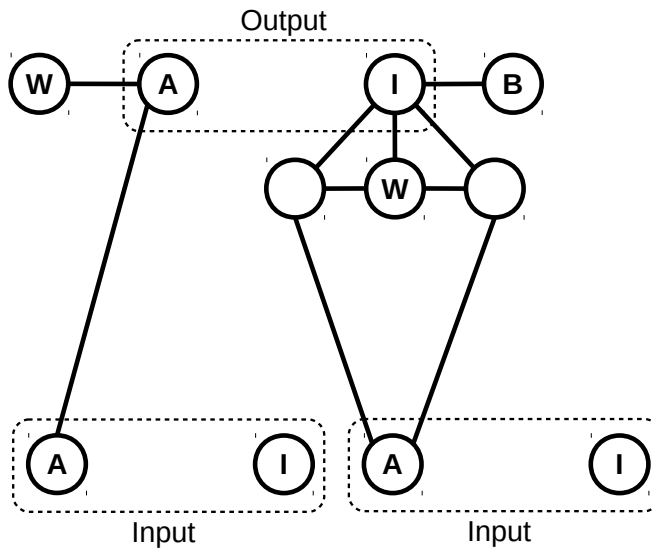


Figure 16: The GRAPH-FJORDS and gadget.

In this case, if Left decides to activate the output, Right can play on the inactive vertex. Now Right has cut off two extra vertices that can be taken later. Even if Left plays the rest of the game perfectly, Right will win. Right can never be cut off from these two spaces, but Left must be sure to occupy either the inactive output or the right-hand active input.

4.1.9 Setting the Incentives

In order to finish putting the reduction together, we need to prescribe incentives on each gadget so that it is played after its inputs are chosen. Let m be the number of non-variable gadgets. Then:

- Those m gadgets will have incentives of $0, 3, 6, 9, \dots, 3m - 3$, starting with the goal and building back from that. These are the sizes of the cliques connected to each output vertex. There are no cycles in the flow of the reduction, so we can order the gadgets this way.
- Since each gadget is worth at least three more “points” than any gadget off it’s output(s), it is never worthwhile to play out of order: even for And gadgets where an extra two vertices could be gained by Right playing out of order on the inactive vertex.
- The variables will all have incentive $3m$ so they are all worth playing at before any of the other gadgets.

Theorem 4.1 (GRAPH-FJORDS is PSPACE-hard). *Determining whether the next play has a winning strategy in GRAPH-FJORDS is PSPACE-hard.*

Proof. By using the scheme and gadgets described above, we can always reduce from B2CL to GRAPH-FJORDS. \square

Corollary 4.2 (GRAPH-FJORDS is PSPACE-complete). *Determining whether the next player has a winning strategy in GRAPH-FJORDS is PSPACE-complete.*

Proof. We can determine the winner of any placement game in PSPACE. Thus, by Theorem 4.1, GRAPH-FJORDS is PSPACE-complete. \square

4.2 Planar Fjords

Corollary 4.3 (PLANAR-FJORDS is PSPACE-complete). *Determining whether the next player has a winning strategy in GRAPH-FJORDS on planar graphs is PSPACE-complete.*

Proof. Since the reduction from BOUNDED 2-PLAYER CONSTRAINT LOGIC preserves planarity, GRAPH-FJORDS is also PSPACE-hard on planar graphs. Since it is in PSPACE, it is also PSPACE-complete. \square

5 Conclusions

The main results of this paper are the computational hardness results for the three placement games COL, GRAPH-NOGO, and GRAPH-FJORDS: all three are PSPACE-complete. Moreover, COL and GRAPH-NOGO are PSPACE-complete on planar graphs. Even similar placement games such as SNORT and NODE-KAYLES are only known to be PSPACE-complete on non-planar graphs, though those hardness results were known in the 1970’s [6].

The hardness of COL is especially satisfying, as the problem has been open for decades without known progress. Since the reduction proving hardness for GRAPH-NOGO starts from COL, we expect that COL will be useful as the source for other reductions.

6 Future Work

There is still many placement games with unknown computational complexity. In particular, it is still unknown whether NOGO (GRAPH-NOGO on grid-graphs) and FJORDS (GRAPH-FJORDS on subgraphs of a hexagonal grid) are computationally difficult. Either of these would be a large improvement over the current result.

Open Problem 6.1. Is NOGO computationally hard?

Open Problem 6.2. Is FJORDS computationally hard?

There are many other placement games that can be considered.

References

- [1] M. H. Albert, R. J. Nowakowski, and D. Wolfe. *Lessons in Play: An Introduction to Combinatorial Game Theory*. A. K. Peters, Wellesley, Massachusetts, 2007.
- [2] Elwyn R. Berlekamp, John H. Conway, and Richard K. Guy. *Winning Ways for your Mathematical Plays*, volume 1. A K Peters, Wellesley, Massachusetts, 2001.
- [3] J.I. Brown, D Cox, A. Hoefel, N. McKay, R. Milley, R.J. Nowakowski, and A.A. Siegel. Polynomial profiles of placement games. *To appear in Games of No Chance 5*.
- [4] Erik D. Demaine and Robert A. Hearn. Playing games with algorithms: Algorithmic combinatorial game theory. In Michael H. Albert and Richard J. Nowakowski, editors, *Games of No Chance 3*, volume 56 of *Mathematical Sciences Research Institute Publications*, pages 3–56. Cambridge University Press, 2009.
- [5] Robert A. Hearn and Erik D. Demaine. *Games, puzzles and computation*. A K Peters, 2009.
- [6] Thomas J. Schaefer. On the complexity of some two-person perfect-information games. *Journal of Computer and System Sciences*, 16(2):185–225, 1978.