

A Matching Game for Data Trading in Operator-Supervised User-Provided Networks

Beatriz Lorenzo and F. Javier Gonzalez-Castano

Telematics Department, University of Vigo, Spain

Emails: {blorenzo, javier}@gti.uvigo.es

Abstract—In this paper, we consider a recent cellular network connection paradigm, known as user-provided network (UPN), where users share their connectivity and act as an access point for other users. To incentivize user participation in this network, we allow the users to trade their data plan and obtain some profits by selling and buying leftover data capacities (caps) from each other. We formulate the buyers and sellers association for data trading as a matching game. In this game, buyers and sellers rank one another based on preference functions that capture buyers' data demand and QoS requirements, sellers' available data and energy resources. We show that these preferences are interdependent and influenced by the existing network-wide matching. For this reason, the game can be classified as a one-to-many matching game with externalities. To solve this game, a distributed algorithm that combines notions from matching theory and market equilibrium is proposed. The algorithm enables the players to self-organize into a stable matching and dynamic adaptation of price to data demand and supply. The properties of the resulting matching are discussed. Moreover, the price benchmark for the users to join the UPN and the operator gain are also determined. Simulation results show that the proposed algorithm yields an improvement of the average utility per user up to 25% and 50% relative to random matching and worst case utility, respectively.

I. INTRODUCTION

The increasing mobile data demand in current cellular networks and the proliferation of advanced handheld devices place user-provided networks (UPNs) in a prominent position for next-generation network architectures [1], [2]. In UPN, users share their connectivity and provide Internet connection for others without additional network infrastructure cost. Some UPN services rely on fixed access points like FON [3] while others are more flexible, and rely on mobile devices such as smartphones and portable devices [1], [4]. Several UPN business models have recently been implemented by different startups and operators [4], [5]. Open Garden [4], for instance, enables mobile users to create a mesh network and share their Internet connections without the intervention of network operator, while Karma [5] is a virtual mobile operator that enables its subscribers to act as mobile WiFi hotspots (MiFi) to serve non-subscribers by offering in return some free data quota. The adoption of UPN by major network operators emphasizes their potential to generate profits for both users and operators. However, the success of such network heavily depends on users' willingness to contribute their resources.

In this paper, we consider an operator-supervised UPN where users share their mobile connection and act as access points to serve certain users in their vicinity. Motivated by the recently launched traded data plans [6], where wireless service providers (WSP) allow users to sell and buy leftover data

capacities from each other, we incorporate the concept of data plan trading into UPN as an incentive for users to participate in this network. We study and design novel strategies for buyer and seller association for data trading, pricing data trading, and pricing mechanism for the users to join the UPN. In our model, we broaden the use of UPN to the following cases: a) if the operator is not able to satisfy the users QoS requirements, he will encourage users to transmit through UPN by offering compensation; b) if users run out of their data plan, they can buy additional data through UPN. No additional traffic control measures will be needed and the operator will receive some profit proportional to the amount of data traded in the UPN.

Several recent studies proposed incentive mechanisms for UPN motivated by the commercial practices of Open Garden [7] and Karma [8]. A scheme based on the Nash bargaining solution is presented for an Open Garden-like UPN network in [7] to incentivize mobile users to share their connectivity and resources both fairly and efficiently. In [8] the operator determines a free quota reimbursement and data price charged to each user to maximize the seller's revenue in a Karma-like UPN. The interaction is modelled as a non-cooperative Stackelberg two-stage game. However, these works focus on either a fixed network topology [7] or the iteration of a single seller and its buyers [8]. In [1], a dynamic network architecture based on UPN concept is proposed. The authors consider the users QoS requirements on access point selection and provide a set of contracts based on available connectivity (wired or wireless). But, they focus on centralized social welfare optimization and ignore competition among buyers and sellers.

In this paper, we consider an operator-supervised UPN where users can trade their data plan and obtain some profits by selling and buying leftover data capacities from each other. The WSP supervises the trading and ensures that sellers' trading revenue and buyers' purchased data are reflected in their bills. We formulate the buyers and sellers association for data trading as a matching game. In this game, buyers and sellers need to rank one another based on preference functions that capture, for the buyers, data demand and QoS requirements and, for the sellers, available data and energy consumption. These preferences are independent and strongly influenced by the formation of other buyer-seller links. The proposed game can be classified as many-to-one matching game with externalities. To solve this game, a distributed algorithm is developed that enables the users to self-organize into a stable matching and, the optimum trading price is obtained by using market equilibrium. In such data market, we are interested in answering two key questions: a) how do different users choices affect each other decision to adopt UPN? and, b) how does the price impact on that decision?

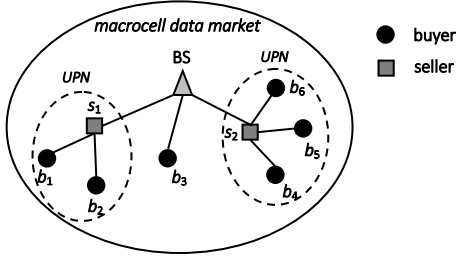


Fig. 1. An example of a macro-cell data market.

We assess the performance of the algorithm using simulations and show that it yields significant performance gains for all participants involved.

The rest of the paper is organized as follows. In Section II, we introduce the system model. Analytical market model for data trading is described in Section III. In Section IV, the matching-theory approach to data trading is developed. In Section V, we present the numerical results and finally, Section VI concludes the paper.

II. SYSTEM MODEL

We consider an uplink transmission in a single macro-cell, as depicted in Fig. 1. It is assumed that a monopolistic wireless service provider (WSP) charges its subscribers a fixed fee for a maximum data volume in a month. The WSP limits excessive data usage by charging overage fees per usage exceeding the monthly data cap. Besides, leftover data cannot be utilized in subsequent months. This hybrid pricing scheme is commonly adopted in the cellular service market to control the traffic load [1], [9]. For a better utilization of resources, the WSP allows its subscribers to sell leftover data caps while acting as an access point for other users in their vicinity. Such a network is referred to as UPN.

We model the behavior of users in the macro-cell data market as buyers and sellers. Let $\mathcal{B} = \{1, \dots, B\}$ and $\mathcal{R} = BS \cup \{1, \dots, S\} = \{0, \dots, S\}$ denote the set of all buyers and sellers, respectively. The bandwidth allocated to buyer b by seller s is denoted by w_{bs} , and the buyer's transmission power is P_b . We consider that sellers use a time-division multiple-access scheduler with each time slot having a duration τ_i . Using such transmission for uplink implies that users assigned to the same seller do not interfere with each other, i.e., there is no intra-access point interference. Note that the analysis done in this paper is equally applicable to other multiple access and scheduling schemes [10]–[12]. Further, as UPN is enabled by users and interference is difficult to predict, we consider that the operator assigns separate macro-cell channels for UPN used. In this regard, buyers transmitting in adjacent UPNs will interfere with each other.

Then, the capacity of the link between buyer b and the BS ($s = 0$) is,

$$c_{b0}(\gamma_{b0}) = w_{b0} \log(1 + \gamma_{b0}), \quad (1)$$

where $\gamma_{b0} = P_b h_{b0} / \sigma^2$ is the SNR with h_{b0} indicating the channel gain between buyer b and BS, and σ^2 the variance of the Gaussian noise.

Similarly, the capacity between buyer b and seller s , $s \neq 0$, is given by

$$c_{bs}(\gamma_{bs}) = w_{bs} \log(1 + \gamma_{bs}), \quad \forall s / s \neq 0 \quad (2)$$

where $\gamma_{bs} = P_b h_{bs} / (\sigma^2 + I_{bs})$ is the SINR with h_{bs} indicating the channel gain between buyer b and seller s and σ^2 the variance of the Gaussian noise. Here, the interference component $I_{bs} = \sum_{b' \in \mathcal{B} \setminus \{b\}} P_{b'} h_{b's}$, $b' \in \mathcal{B} \setminus \{b\}$ relates to the transmissions from other buyers b' to their respective sellers, which use the same sub-channels, and $P_{b'}$ and $h_{b's}$ denote the transmit power and the channel gain between buyer b' and seller s . Hereafter, we consider a slowly varying block fading channel model with a long coherence time that is constant over the slot duration τ_i .

Buyers need the resources for a specific contractual period. The data volume transmitted on the link between user b and s depends on the capacity of the link and contract duration τ_{bs} as

$$Q_{bs} = w_{bs} \log_2(1 + \gamma_{bs}) \tau_{bs}. \quad (3)$$

If we assume that the BS serves the users within a frame of duration Δ_t , the connectivity availability of the BS is

$$\tau_0 = \Delta_t - \delta_0 \quad (4)$$

where $\delta_0 = \sum_{N_0} \tau_{b0}$ and N_0 is the number of users connected to the BS, each requesting a connectivity duration τ_{b0} . We consider that Δ_t is large enough to serve all subscribers.

The energy cost is a critical parameter for the sellers participating in the UPN. The connectivity availability duration for a seller s , $s \neq 0$, depends on the remaining battery duration τ_b and physical availability τ_p . Then, the connectivity availability is obtained as

$$\tau_s = \min(\tau_b - \gamma \delta_s, \tau_p), \quad \forall s / s \neq 0 \quad (5)$$

where the battery duration depletes with the number of users connected to that seller proportionally to γ [13].

The aims of our model are to encourage buyers to select the service (UPN or macro-cell BS) that better satisfy their connectivity requirements so their utility can be maximized, and at the same time, to enable sellers and operator to make some profit. The service duration constraint and traffic dynamics are considered to reflect a real network. The WSP acts as a central controller that supervises transactions (e.g., it ensures that data purchases and sales are reflected in users' monthly bills).

III. ANALYTICAL MARKET MODEL FOR DATA TRADING

Each buyer has certain minimum requirements in terms of channel quality and availability of service duration (i.e., $\gamma_{bs} \geq \gamma_{b,\min}$, $\tau_{bs} \geq \tau_{b,\min}$) that a seller must satisfy. We define a connectivity parameter to fulfil these minimum requirements,

$$\beta_{bs} = \begin{cases} 1, & \text{if } \gamma_{bs} \geq \gamma_{b,\min} \text{ and } \tau_{bs} \geq \tau_{b,\min} \\ 0, & \text{otherwise} \end{cases} \quad (6)$$

Since users can purchase different data caps from the WSP, we denote the initial data caps of buyer b and seller s as Q_b^i and Q_s^i , respectively. Users do not know exactly how much data they will use over the coming month. We denote as e the

probability that a user will exceed his/her monthly cap. In that case, the user needs to decide between joining the UPN or paying an extra fee to buy additional data directly from the WSP. Besides, a user may decide to join the UPN even if he/she has enough data available $(1 - e)$ but the macro-cell transmission cannot provide the required level of QoS.

We assume that users may be interested in buying or selling a certain data volume at any time during the month. Demand for data volume will exist when a potential buyer b perceives profit in trading. The profit of a buyer can be defined as the difference between the gain from using the data volume and the price paid to the seller for it.

The utility of the user when transmitting to the macro-cell BS ($s = 0$) is defined as

$U_{b0}(Q_{b0}) = \beta_{b0}[e_b(f(Q_b^i + Q_{b0}) - Q_{b0}p) + (1 - e_b)f(Q_b^i)]$ (7) where the first term is the utility when the user exceeds the initial data plan Q_b^i with probability e_b and purchases additional data volume Q_{b0} at price p (price per unit of data exceeding the data plan). The second term is the utility when the user has data available with probability $(1 - e_b)$. The function $f(\cdot)$ is a non-decreasing concave function with decreasing marginal satisfaction. A common example of this function is the α -fair utility function [6]

$$f(Q) = \frac{\theta Q^{1-\alpha}}{1-\alpha},$$

where $\alpha \in [0,1)$ and $\theta > 0$ is a scaling factor. We use (θ_b, α_b) to denote the parameters for buyers and (θ_s, α_s) sellers.

The utility of a buyer b when buying a traffic volume Q_{bs} from seller s , $s \neq 0$, is

$$U_{bs}(Q_{bs}; \pi_{bs}) = \beta_{bs}[e_b(f(Q_b^i + Q_{bs}) - Q_{bs}\pi_{bs}) + (1 - e_b)(f(Q_{bs}) + Q_{bs}(r - \pi_{bs}))] \quad (8)$$

where the first term is the utility when the buyer has exceeded his data plan Q_b^i with probability e_b and π is the price per unit of data volume traded. The second term is the utility when the user has not exceeded his data plan $(1 - e_b)$ and r is the reward from the WSP for transmitting in the UPN.

In response to the demand, the BS ($s = 0$) will obtain a utility:

$$U_0(Q_{b0}) = \beta_{b0}(f(Q_b^i + Q_{b0}) + Q_{b0}p) \quad (9)$$

where Q_{b0} is the additional data purchased when the buyer exceeds the data plan. If the buyer has not exceeded it then, $Q_{b0} = 0$ and the utility depends only on the initial data volume.

Similarly, a seller s , $s \neq 0$, will be willing to sell his/her leftover traffic volume in return for some profit. This profit can be defined as the gain from serving a number of buyers and the revenue earned from selling the resource. Thus, the utility of a seller when selling traffic volume Q_s is

$$U_s(Q_s; \pi_{sb}) = \beta_{bs}(f(Q_s^i - Q_{sb}) + Q_{sb}(\pi_{sb} - \xi)) \quad (10)$$

where Q_s^i is the purchased monthly data volume, π is the price per unit data volume on the secondary data market and ξ is the energy cost for serving as an AP.

An example of the buyers and sellers association for data trading in UPN is shown in Fig. 2, where buyer 1 and 2 select the same seller for data trading.

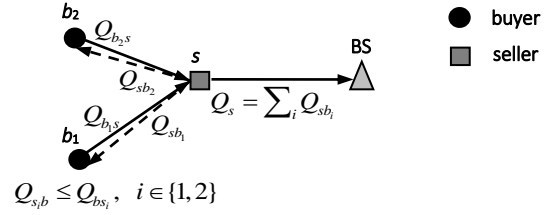


Fig. 2. Illustration of data trading in UPN.

By considering the previous definitions, the buyer optimization is as follows

$$\begin{aligned} & \underset{Q_{bs}, \pi_{bs}}{\text{maximize}} && U_{bs} \\ & \text{subject to} && Q_{bs} \leq \beta_{bs} w_{bs} \log_2(1 + \gamma_{bs}) \tau_{bs} \end{aligned} \quad (11)$$

where, γ_{bs} is the SINR on the link between user b and s , τ_{bs} is the duration of that transmission and π_{bs} is the price for the data traded. Buyer b selects the seller who satisfies his/her minimum requirements and the data volume sought is constrained by the capacity of the link.

The seller optimization problem is as follows,

$$\begin{aligned} & \underset{Q_{sb}, \pi_{sb}}{\text{maximize}} && \sum_b U_{sb} \\ & \text{subject to} && \sum_b \beta_{bs} Q_{sb} \leq Q_s^i, \forall s, s \neq 0 \\ & && Q_{sb} \leq Q_{bs} \end{aligned} \quad (12)$$

where the total data volume sold by seller s , $s \neq 0$, $Q_s = \sum_b \beta_{bs} Q_{sb}$, should not exceed the seller's data volume.

Solving the buyer-seller association using classical optimization techniques is an NP-hard problem [1], which depends on the number of buyers and sellers in the network. In Section IV, a new *data trading algorithm* is presented to solve the buyer and seller optimization in a self-organized and distributed manner. The algorithm combines matching theory to form buyers and sellers associations and market equilibrium to obtain the trading price. The matching of buyers and sellers results in a trading matrix $\mathbf{T} = [t_{bs}]$ with entries $t_{bs} = 1$, if buyer b buys data from seller s , or 0 otherwise. It is worth noting that the trading matrix also defines the topology.

We define the revenue of the WSP in our data market as,

$$U_w = \sum_b [e_b(t_{b0}Q_{b0}p + \sum_{s,s \neq 0} t_{bs}vQ_{bs}\pi_s) - (1 - e_b)\sum_{s,s \neq 0} t_{bs}Q_{bs}r] \quad (13)$$

where the first term is the revenue obtained when the buyer exceeds the data plan, t_{bs} is the optimum matching between b and s obtained in Section IV and v is the proportionality coefficient. The second term refers to the reward r the WSP pays to the buyer as an incentive to join the UPN when he cannot provide the QoS requirements.

IV. DATA TRADING AS A MATCHING GAME WITH EXTERNALITIES

One suitable tool for developing a self-organized buyer-seller association algorithm, which can solve the optimization problem while avoiding combinatorial complexity, is the framework of matching games [14]. In this regard, we formulate the problem as a one-to-many matching game between buyers and sellers. In this game, each buyer can be

associated with only one seller, and sellers can admit certain quota of users. Buyers and sellers rank one another based on their utility functions that capture their preferences. These preferences are interdependent and influenced by the existing matching. Hence, the proposed game can be classified as a matching game with *externalities*. We formally define the notion of a matching:

Definition 1. A *matching game* is defined by two sets of players (\mathcal{B}, \mathcal{R}) and two preference relations \succ_b, \succ_s allowing each player $b \in \mathcal{B}, s \in \mathcal{R}$ to build preferences over one another, i.e., to rank, respectively, the players in \mathcal{R} and \mathcal{B} .

The outcome of a matching game is a matching function (or association) η that bilaterally assigns to each player $b \in \mathcal{B}$, a player $s = \eta(b), s \in \mathcal{R}$, and vice versa (i.e., $b = \eta(s)$). Here, a preference relation \succ is defined as a complete, reflexive, and transitive binary relation between the players in \mathcal{B} and \mathcal{R} . Let $U_b(\cdot)$ and $U_s(\cdot)$ denote, respectively, the utility of buyer b and seller s . Thus, for any buyer b , a preference relation \succ_b is defined over the set of sellers \mathcal{R} such that, for any two sellers $s, s' \in \mathcal{R}, s \neq s'$, and two matchings $\eta, \eta' \in \mathcal{B} \times \mathcal{R}, s = \eta(b), s' = \eta'(b)$:

$$(s, \eta) \succ_b (s', \eta') \Leftrightarrow U_{bs}(\eta) > U_{bs'}(\eta'). \quad (14)$$

Similarly, for any seller s a preference relation \succ_s over the set of buyers \mathcal{B} is defined as follows. For any two buyers $b, b' \in \mathcal{B}, b \neq b'$ and two matchings $\eta, \eta' \in \mathcal{B} \times \mathcal{R}, b = \eta(s), b' = \eta'(s)$:

$$(b, \eta) \succ_s (b', \eta') \Leftrightarrow U_{sb}(\eta) > U_{sb'}(\eta'). \quad (15)$$

By observing (14) and (15), we can see that the preferences of each buyer over the set of sellers \mathcal{R} depend on the existing matching η in place in the network. In fact, for a buyer-seller link $(b, s) \in \eta$, the data volume in (3) depends on the interference produced by the other buyer-seller links $(b', s') \in \eta, (b, s) \neq (b', s')$, and the data volume requested by other buyers $(b'', s) \in \eta$. As a result, for the studied problem, the preferences of buyers and sellers are interdependent, i.e., they are influenced by the existing matching.

A. Buyers' and Sellers' Preferences

We define the existence of a link between buyer b and seller s by variable $t_{bs;\eta} = \{t_{bs} | \eta, t_{bs} \leq \beta_{bs}\}$ conditioned on the current match η and QoS requirements. The aim of each buyer (seller) is to maximize its own utility, or equivalently, to become associated with the most preferred seller (buyer).

The buyer and seller utilities given in (7)-(10) are redefined below to include their connectivity constraints in the utility function by applying the penalty function method with

$$\psi_{bs} = \begin{cases} 0, & Q_{bs} \leq \beta_{bs}, w_{bs} \log_2(1 + \gamma_{bs}) \tau_{bs}; \\ 1, & \text{otherwise} \end{cases}; \quad \phi_{bs} = \begin{cases} 0, & \sum_b \beta_{bs} Q_{sb} \leq Q_{os}; \\ 1, & \text{otherwise} \end{cases}$$

Then, the modified buyer utility is

$$\tilde{U}_b(Q_{bs}; \pi_{bs}, \eta) = t_{bs} U_b(Q_{bs}; \pi_{bs}) - \kappa \psi_{bs} \quad (16)$$

where κ is the penalty factor, $\kappa \geq 0$. If the buyer data demand violates the connectivity constraint, the penalty term κ will reduce the data requested.

Similarly, the modified seller utility is

$$\tilde{U}_s(Q_{sb}; \pi_{sb}, \eta) = \sum_b t_{bs} U_s(Q_{sb}; \pi_{sb}) - \rho \phi_{bs} \quad (17)$$

where ρ is the penalty factor for the seller, $\rho \geq 0$. If the data volume offered by the seller exceeds his overall data cap, the penalty term ρ will reduce the data offered.

B. Proposed solution

Given the formulated *data trading game*, our goal is to find a stable matching, which is one of the key solution concepts of matching theory. Due to these externalities, the traditional solutions based on deferred acceptance algorithm used in [14] are unsuitable as the ranking of preferences changes as the matching forms. Here, we look at a new stability concept, based on the idea of swap-matching [15] and extend it to define *seller-swap* and *service-swap* in our data trading market. Then, the optimum price for the data traded in such matching is obtained.

Definition 2. Given a matching η , a pair of buyers $b, b' \in \mathcal{B}$ and sellers $s, s' \in \mathcal{R}$ with $(b, s), (b', s') \in \eta$, a *seller-swap* is defined as $\eta_{ss'}^b = \{\eta \setminus (b, s)\} \cup (b, s')$.

Definition 3. A *service-swap* is a seller-swap where seller $s, s' \in \mathcal{R}$ with s or $s' = 0$.

A matching is stable if there exist no swap-matchings (seller-swap or service swap) $\eta_{ss'}^b$, such that:

- $\forall x \in \{b, b', s, s'\}, U_{x, \eta_{ss'}^b}(\eta) > U_{x, \eta(x)}(\eta)$ and
- $\exists x \in \{b, b', s, s'\}, U_{x, \eta_{ss'}^b}(\eta) \geq U_{x, \eta(x)}(\eta)$

At the network level, a matching η with link $(b, s) \in \eta$ is said to be stable if there does not exist any buyer b' or seller s' , for which seller s prefers buyer b' over buyer b , or any buyer b which prefers seller s' over s . Such network-wide matching stability is reached by guaranteeing that swaps occur if they are beneficial for the involved players (i.e. $\{b, b', s, s'\}$), given the externalities in the current matching η .

In fact, in a swap-matching η (seller-swap or service-swap), a buyer b can only switch from a seller s to a seller s' , if this strictly increases the utility for any of the players in $\{b, b', s, s'\}$, without decreasing the utilities of the other players (both buyers and sellers). Thus, through swap matchings, the order of preferences for each player not involved in the swap is unaltered. Hence, no player has an incentive to swap from its current association, leading to a network-wide stable service and buyer-seller association.

To solve the formulated matching game, we propose a novel distributed algorithm for data trading (Algorithm 1) that enables the players to self-organize into a stable matching that guarantees the required QoS. The proposed algorithm consists of two main stages: Stage 1 focuses on buyer and seller discovery, association and swap-matching evaluation, and Stage 2 determines the data trading price.

First, we assume an initial price for the data $\pi_{bs}(0)$ that it will be updated later on based on data demand and supply. Then, the buyer-seller associations are formed which comprise of a seller and a set of buyers. Each buyer selects a set of sellers that satisfy his QoS requirements and sorts them in decreasing order according to their respective utility function in (16). The buyer then selects the top utility-providing sellers, denoted by set \mathcal{R}_b . Similarly, each seller $s \in \mathcal{R}_b$ may also be selected by a set of buyers. The seller accepts the top utility-providing buyers denoted by \mathcal{B}_s according to his utility in (17), using the same selection process. However, the buyer preference ordering may have changed after the seller selection due to externalities. Based on the current matching η , buyers and sellers update their utilities and preferences over one another and perform service-swap and seller-swap until a stable matching is found. Next, we determine the equilibrium price for each UPN by market equilibrium [16].

The data demand and supply functions for each UPN are obtained by differentiating the utilities in (16) and (17) with respect to Q_{bs} and Q_{sb} , respectively,

$$\mathcal{D}_b = Q_{bs} = e_b \left[\left(\frac{\theta_b}{\pi_{bs} + \kappa \psi_{bs}} \right)^{1/\alpha_b} - Q_b^i \right] + (1 - e_b) \left(\frac{\theta_b}{\pi_{bs} - r + \kappa \psi_{bs}} \right)^{1/\alpha_b} \quad (18)$$

$$\mathcal{S}_s = Q_{sb} = Q_s^i - \left(\frac{\theta_s}{\pi_{bs} - \xi - \rho \phi_{bs}} \right)^{1/\alpha_s} \quad (19)$$

where (θ_b, α_b) and (θ_s, α_s) denote the parameters for buyers and sellers in the utility $f(\cdot)$, respectively and, κ and ρ are the penalty term for the buyer and seller, respectively.

The total data demand and supply for a particular seller at equilibrium is $\sum_{b \in \mathcal{B}_s} \mathcal{D}_b = \sum_{s \in \mathcal{R}_b} \mathcal{S}_s$. Then, the equilibrium price is derived iteratively using the following equation,

$$\pi_{bs}(t+1) = \pi_{bs}(t) + \sigma_s \left(\sum_{b \in \mathcal{B}_s} \mathcal{D}_b(t) - \sum_{s \in \mathcal{R}_b} \mathcal{S}_s(t) \right) \quad (20)$$

where the price in the next iteration is the difference between demand and supply at time t , weighted by learning rate σ and added to the price in the current iteration. If σ is higher, more weight is assigned to the difference than to the previous price. A positive value of $\sum_b \mathcal{D}_b(t) - \sum_s \mathcal{S}_s(t)$ indicates that there is more demand, i.e., there is a shortage of data volume, and thus the price increases. Alternatively, if supply is greater than demand, the price will decrease. This process is repeated until the price difference $|\pi(t+1) - \pi(t)|$ is less than a threshold, i.e., until supply and demand are almost equal. The stability of the solution depends on the learning rate σ_s which is analyzed in the sequel. The process is repeated for every buyer b . As result, the optimum price π_{bs}^* and matching of buyers and sellers \mathbf{T}^* will be obtained.

For the practical implementation of the algorithm, communication between buyers and sellers is required only for trading which can be done through the common control channel. The operator supervises the trading and ensures that the transactions are reflected in the buyers' and sellers' monthly bills. This will be automatically performed in the terminals by software.

Algorithm 1 Dynamic Data Trading

1: Initialize the price $\pi_{bs}(0)$

Stage 1 – Formation buyer-seller associations

2: Each buyer b choose a set of sellers \mathcal{R}_b following \succ_b as in (16):

$$\mathcal{R}_b = \{\tilde{U}_{b1} \geq \dots \geq \tilde{U}_{bk}\}$$

3: Each seller s selects a set of buyers \mathcal{B}_s following \succ_s as in (17)

4: **repeat**

5: Obtain $\tilde{U}_b(\eta)$ and $\tilde{U}_s(\eta)$ for the current matching η and update

$$\mathcal{R}_b = \{\tilde{U}_{b1} \geq \dots \geq \tilde{U}_{bk}\}$$

6: **if** $(s', \eta_{ss'}) \succ_b (s, \eta)$ **then**

7: Buyer b sends a proposal to seller s'

8: Seller s' computes $U_{s'b}(\eta_{ss'})$ for the swap matching $\eta_{ss'}^b$.

9: **if** $(b, \eta_{ss'}) \succ_s (b, \eta)$ **then**

10: $\mathcal{B}_{s'} \leftarrow \mathcal{B}_{s'} \cup \{b\}$;

11: $\eta \leftarrow \eta_{ss'}^b$.

14: **end**

15: **end**

Stage 2 – Data trading price

17: **for** each buyer b in the current matching:

18: **for** each $s \in \mathcal{R}_b$:

19: Obtain marginal data demand (18) and supply (19)

20: Calculate learning rate σ_s using (21)

21: Obtain price $\pi_{bs}(t+1)$ using (20)

22: **while** $|\pi_{bs}(t+1) - \pi_{bs}(t)| > \varepsilon$ **do**

23: Update data demand (18) and supply (19)

24: $t = t + 1$

25: Calculate learning rate σ_s using (21)

26: Update price $\pi_{bs}(t+1)$ using (20)

27: **end**

28: **end**

29: **end**

30: **until** $\nexists \eta_{ss'}^b : (s', \eta_{ss'}) \succ_b (s, \eta)$ and $(b, \eta_{ss'}) \succ_s (b, \eta)$

31: Select seller s for data trading at price π_{bs}^*

32: Optimum trading matrix \mathbf{T}^* is obtained

Theorem 1. The proposed Algorithm 1 is guaranteed to reach a stable matching and price for data trading.

Proof. The proof follows from two considerations. First, due to their transmission range, buyers can reach a limited number of sellers in its vicinity, and thus, the number of possible swaps is finite. Additionally, only the swaps which strictly increase a player's utility can occur. Second, once the price has been obtained for the possible swaps, the algorithm terminates and each buyer remains associated to the most preferred seller, and vice versa. Therefore, no further improvement can be achieved by swaps among neighboring buyers and sellers.

The stability of the pricing algorithm depends mainly on the learning rate. The most common way to analyze stability is to consider the eigenvalues of the Jacobian matrix of the pricing function in (20). Following [16], the fixed point π_{bs} is stable if and only if,

$$0 < \sigma_s < \left(\frac{1}{\alpha_b \theta_b} \left(\frac{\theta_b}{\pi_{bs}} \right)^{1+1/\alpha_b} + \frac{1}{\alpha_s \theta_s} \left(\frac{\theta_s}{\pi_{bs}} \right)^{1+1/\alpha_s} \right)^{-1} \quad (21)$$

where (θ_b, α_b) and (θ_s, α_s) denote the parameters for buyers and sellers in the utility $f(\cdot)$.

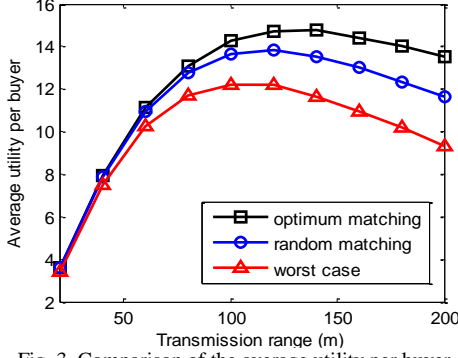


Fig. 3. Comparison of the average utility per buyer.

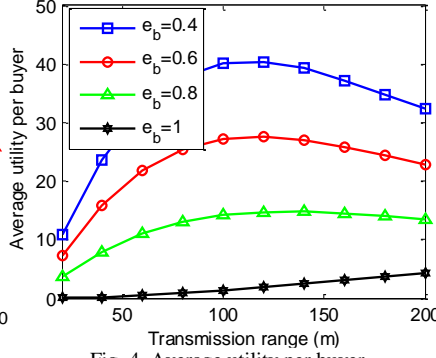


Fig. 4. Average utility per buyer.

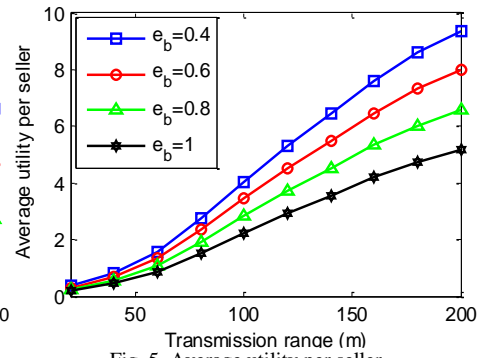


Fig. 5. Average utility per seller.

Table 1. Price benchmark for UPN service

	$\psi_{b0}=0, \psi_{bs}=0$	$\psi_{b0}=1, \psi_{bs}=0$	$\psi_{b0}=0, \psi_{bs}=1$	$\psi_{b0}=1, \psi_{bs}=1$
$e_b = 1$	$\pi < p$	$\pi < p - \kappa_0/Q_b$	$\pi < p - \kappa_s/Q_b$	$\pi < p - \chi/Q_b - \kappa_0/Q_b$
$1-e_b=1$	$\pi < (f(Q_b) + rQ_b - f(Q_b^i))/Q_b$	$\pi < (f(Q_b) + rQ_b - f(Q_b^i))/Q_b - \kappa_0/Q_b$	$\pi < (f(Q_b) + rQ_b - f(Q_b^i))/Q_b - \kappa_s/Q_b$	$\pi < (f(Q_b) + rQ_b - f(Q_b^i))/Q_b - \kappa_0/Q_b - \kappa_s/Q_b$

C. Price Benchmark for UPN service

Following the model from Section III, we derive the price conditions under which a service-swap will occur. Let us assume that the user requests the same amount of data in the macro-cell and UPN, Q_b . The user prefers to transmit in the UPN if $U_{bs} > U_{b0}$ which occurs when

$$\pi < (1 - e_b) \frac{[f(Q_b) + rQ_b - f(Q_b^i)]}{Q_b} + e_b p - \frac{\kappa_0 \psi_{b0} + \kappa_s \psi_{bs}}{Q_b} \quad (22)$$

where κ_0 and κ_s are the penalty factor for violating the connectivity constraint in the macro-cell and UPN, ψ_{b0} and ψ_{bs} , respectively. These constraints are explained in Section IV.A.

Depending on the service and data availability, different price benchmarks are obtained for UPN service as shown in Table 1.

If the user exceeds the data plan ($e_b = 1$) and both, macro-cell and UPN service satisfy the required QoS, the user will choose UPN if $\pi < p$. If the macro-cell service does not provide the required QoS, the benchmark price to connect to UPN is $\pi < p - \kappa_0/Q_b$ where there is a penalty discount. As the same penalty is assumed for the UPN. Similarly, if the UPN does not provide the required QoS, the price is $\pi < p - \kappa_s/Q_b$ where χ is the penalty in the UPN. The same analysis can be applied when the user does not exceed the data plan ($1 - e_b = 1$).

V. SIMULATION RESULTS AND ANALYSIS

We consider a single macro-cell network deployed in a square area of 1000×1000 m with the BS at the center. The buyers and sellers are randomly placed in the network. We set all users' transmit power to 20 mW, the noise level to $\sigma^2 = 10^{-7}$ W/Hz and the propagation loss to $\alpha = 3$. We assume that buyers and sellers have a monthly contract for a data volume of 10 GB. The minimum SINR requirement varies between [1, 20] dB and the duration of connectivity varies between [0, 15] minutes. The energy consumption ξ is set to 0.257 J/MB as estimated in [17] for 4G connection. The data usage price

depends on the country, the data plan and the service provider. Following a recent ITU publication [18], the price of a 10GB data plan is set to 10€, and the price per GB traded in UPN is between 0.1 and 1€. The results are averaged over 1000 runs.

Figure 3 shows the average utility per buyer obtained, for a network with 10 sellers and 20 buyers, when the probability of exceeding the data plan is $e_b = 0.8$. The results are presented with respect to the transmission range that varies from 20 to 200 m which corresponds to a minimum SINR of 20 dB to 1dB in the same range. The performance is compared with random matching and worst case utility. The latter refers to the matching that provides the lowest buyer's utility. Note that these schemes has been selected for comparison purposes since, to the best of our knowledge, this is the first paper to address the association problem for data trading in UPN. Fig. 3 shows that, as the transmission range increases and thus, there are more options to connect, our proposed scheme yields a performance advantage of 25% in terms of utility improvement relative to random match and 50% to worst case utility. Similar gains were observed in the seller utility but the results are omitted due to space limitations. The buyer utility decreases with the transmission range as the SINR is lower.

Figures 4 and 5 present the average utility per buyer and seller, respectively, for different values of the probability of exceeding the data plan, e_b . As before, 10 sellers and 20 buyers are assumed. We can see that, as e_b increases, the utility for buyers and sellers decreases. This is due to the fact that buyers need to pay extra price for the additional data exceeding the data plan. So, the amount of data requested is significantly lower than the initial data plan. The average amount of data traded per UPN in this scenarios varied between 0.5 - 2 GB. It is worth noting that the seller utility increases with the transmission range as the number of potential buyers increases.

Figure 6 shows the average number of buyers transmitting to the macro-cell BS, as the number of buyers B increases and a constant number of sellers, $S = 10$. For large values of e_b , the number of users transmitting to the BS decreases and buyers prefer to join the UPN to purchase additional data. Furthermore, if the price p in the macro-cell increases with respect to the price in the UPN π , additional decrease of number of users is observed in the macro-cell. In particular, when the price p doubles the number of users transmitting to BS decreases about 25%.

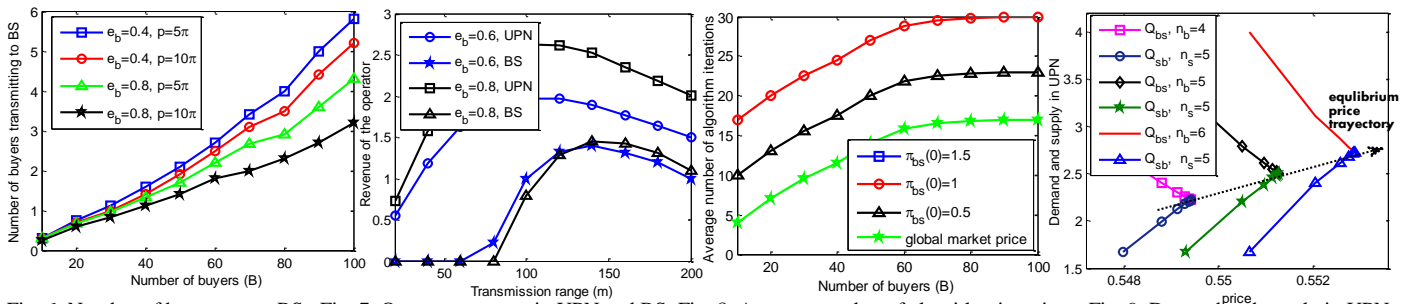


Fig. 6. Number of buyers tx. to BS; Fig. 7. Operator revenue in UPN and BS; Fig. 8. Average number of algorithm iterations; Fig. 9. Demand and supply in UPN.

Figure 7 shows the revenue of the operator obtained in the UPN and BS operation. We can see that UPN yields higher revenue to the operator than the BS transmission as higher data volume is transmitted through UPN. The revenue reaches up to 200% when users have high demanding QoS requirements (low transmission range).

Figure 8 shows the number of iterations needed for convergence of the data trading algorithm, in Stage 1 and 2, as B varies. It is observed that the number of iterations increases for medium size networks, $B \leq 50$, and is almost constant for $B > 50$. This is due to the fact that, as the density increases the adjacent sellers will provide similar performance and thus, the number of swaps decreases. It is worth noting that the convergence of the Stage 2 is influenced by the price initialization. If the price is initialized to the global market price, which is obtained as in (20) considering the total data demand and supply in the network, the number of iterations is significantly reduced. This price could be provided by the operator as a reference price for data trading. Still, the algorithm presents reasonable convergence time even when the density of the network is large.

The equilibrium price in UPN is presented in Figure 9, as a function of the data demand and supply. Every pair of curves represents the demand and supply in a UPN consisting of n_b and n_s potential buyers and sellers, respectively. The considered pricing scheme based on market equilibrium adjusts the price based on the data demand and supply. The equilibrium price is obtained when demand and supply are equal. By increasing the demand, n_b , for a constant supply, n_s , the price increases accordingly. This pricing scheme controls and incentivizes the data demand in UPN.

VI. CONCLUSIONS

In this paper, we have proposed an analytical market model for data trading in UPN that captures the preferences and connectivity requirements from buyers, sellers and macro-cell BS. We have formulated the buyer-seller association problem for data trading as a matching game in which buyers, sellers and BS rank one another according to their preferences, and then, the trading price is obtained at market equilibrium. In this game, the preferences are interdependent and influenced by the existing matchings.

To solve the game, we have developed a distributed algorithm that accounts for network externalities. We have shown that, with the proposed algorithm, buyers, sellers and

BS reach a stable matching in a reasonable number of iterations.

Simulation results have shown that the proposed approach can provide significant gains in terms of utility, reaching up to 25% and 50% relative to random matching and worst case utility, respectively, and brings significant gains to the operator. The properties of the stable associations are also analyzed.

REFERENCES

- [1] A. Shams, B. Lorenzo, S. Glisic, J. Perez-Romero, L. DaSilva, A. Mackenzie, J. Roning, "A framework for Dynamic Network Architecture and Topology Optimization," *IEEE/ACM Trans. Networking*, in press, Jan. 2015.
- [2] J. Perez-Romero, J. Sanchez-Gonzalez, R. Agustí, B. Lorenzo, S. Glisic, "Power efficient resource allocation in a heterogeneous network with cellular and D2D capabilities," *IEEE Trans. Vehicular Technology*, in press, Jan. 2016.
- [3] M. H. Afrasiabi, R. Guerin, "Exploring User-Provided Connectivity," *IEEE/ACM Trans. Networking*, in press, Nov. 2014.
- [4] <http://www.opengarden.com>
- [5] <http://www.yourkarma.com>
- [6] L. Zheng, C. Joe-Wong, C. W. Tan, S. Ha, M. Chiang, "Secondary Markets for Mobile Data: Feasibility and Benefits of Traded Data Plans," in *Proc. IEEE INFOCOM* 2015.
- [7] G. Iosifidis, L. Gao, J. Huang, L. Tassiulas, "Enabling Crowd-Sourced Mobile Internet Access," in *Proc. IEEE INFOCOM*, Apr. 2014.
- [8] L. Gao, G. Iosifidis, J. Huang, L. Tassiulas, "Hybrid Data Pricing for Network-Assisted User-Provided Connectivity," in *Proc. IEEE INFOCOM*, Apr. 2014.
- [9] I. Sugathapala, I. Kovacevic, B. Lorenzo, S. Glisic, Y. Fang, "Quantifying Benefits in Business Portfolio for Multi-Operator Spectrum Sharing," *IEEE Trans. Wireless Commun.*, vol. 14, no. 12, pp. 6635 - 6649, July 2015.
- [10] B. Lorenzo, S. Glisic, "Optimization of Relaying Topology in Cellular Multihop Wireless Networks," in *Proc. IEEE MILCOM*, Nov. 2008.
- [11] B. Lorenzo, S. Glisic, "Joint Optimization of Cooperative Diversity and Spatial Reuse in Multihop Hybrid Cellular/Ad Hoc Networks," in *Proc. IEEE MILCOM*, 2010.
- [12] B. Lorenzo, S. Glisic, "Traffic Adaptive Relaying Topology Control," *IEEE Trans. Wireless Commun.*, vol. 8, issue 11, pp. 5612 - 5620, Nov. 2009.
- [13] J. Huang *et al.*, "A Close Examination of Performance and Power Characteristics of 4G LTE Networks," in *Proc. MobiSys*, 2012, pp. 225-238.
- [14] A. Leshem, E. Zehavi, and Y. Yaffe, "Multichannel opportunistic carrier sensing for stable channel access control in cognitive radio systems," *IEEE J. Select. Areas Commun.*, vol. 30, no. 1, pp. 82-95, Jan. 2012.
- [15] E. Bodine-Baron, C. Lee, A. Chong, B. Hassibi, and A. Wierman, "Peer effects and stability in matching markets," in *Proc. of Int. Conf. on Algorithmic game theory*, 2011, pp. 117-129.
- [16] D. Niyato, E. Hossain, "Market-equilibrium, competitive, and cooperative pricing for spectrum sharing in cognitive radio networks: Analysis and comparison," *IEEE Trans. Wireless Commun.*, vol. 7, no. 11, pp. 4723-4283, Nov. 2008.
- [17] M. Conti, *et al.*, "Leveraging Parallel Communications for Minimizing Energy Consumption on Smartphones," *IEEE Trans. Parallel and Distributed Systems*, vol. 26, no. 10, pp. 2778 - 2790, Sept. 2014.
- [18] International Telecommunication Union (ITU), "Measuring the Information Society," *MIS Report*, 2014.