

# Abundances of $^{59}\text{Co}$ and $^{59}\text{Ni}$ in the cosmic ray flux

A.Neronov, G.Meynet

Astronomy Department, University of Geneva, Ch. d'Ecogia 16, 1290, Versoix, Switzerland

Preprint online version: June 8, 2021

## ABSTRACT

**Context.** Two main hypotheses for the origin of Galactic cosmic rays are the "supernova" and "superbubble" origin hypotheses.

**Aims.** We analyse the evidence for the superbubble hypothesis provided by the measurements of the relative abundances of isotopes of cobalt and nickel in the cosmic ray flux.

**Methods.** We compare the measured upper limit on the abundance of  $^{59}\text{Ni}$  in the cosmic ray flux with the  $^{59}\text{Ni}$  abundance predictions of the up-to-date stellar evolution models. Non-detection of  $^{59}\text{Ni}$  in the cosmic ray flux has previously been attributed to a large time delay of the order of  $10^5$  yr between the moment of supernova explosion and the onset of particle acceleration process. This large time delay was considered as an argument in favour of the "superbubble" scenario.

**Results.** We show that the recent calculation of the  $^{59}\text{Ni}$  yield of massive stars, which takes into account the initial mass range up to 120 solar masses and includes stellar rotation, results in prediction of low  $^{59}\text{Ni}$  abundance relative to its decay product  $^{59}\text{Co}$ . The predicted abundance is consistent with the upper bound on  $^{59}\text{Ni}$  abundance in the cosmic ray flux for the supernova parameters assumed. This result removes the necessity of decay of  $^{59}\text{Ni}$  in the time interval between the supernova explosion and the onset of acceleration process and restores the consistency of measurements of  $^{59}\text{Ni}$  /  $^{59}\text{Co}$  abundances with the "supernova" hypothesis of the CR origin.

## 1. Introduction

Observations of  $\gamma$ -ray emission from star forming galaxies demonstrate that acceleration of cosmic rays (CRs) is a by-product of star formation activity (Ackermann et al. 2012). Two alternative possibilities for the star-formation induced CR acceleration could be considered. CRs injection could occur in supernovae and in objects related to the supernovae (Baade & Zwicky 1934), via shock acceleration (Krymskii 1977; Bell 1978; Blandford & Ostriker 1978; Drury 1983; Bell & Lucek 2001) occurring in supernova remnants, pulsar wind nebulae and/or gamma-ray bursts (see Blasi (2013); Grenier et al. (2015) for recent reviews). Evidence for such a scenario is found in  $\gamma$ -ray observations which reveal the presence of high-energy protons in supernova remnants (Ackermann et al. 2013). Alternatively, CR acceleration might occur in the superbubbles formed by collective effects of multiple supernovae and winds from massive star (Bykov & Fleishman 1992; Higdon et al. 1998; Parizot et al. 2004; Binns et al. 2005; Bykov 2014). Evidence for such a scenario could also be found in the  $\gamma$ -ray data, which reveal injection of cosmic rays in the nearby superbubble in Cygnus X region (Ackermann et al. 2011).

Chemical composition of the CR flux carries valuable information on the CR sources (Wiedenbeck & Grenier 1981; Maeder & Meynet 1993; Binns et al. 2005; Prantzos 2012). The abundances of different nuclei in the CR flux deviate from the abundances in the Solar system. This is expected in both the individual supernova and the superbubble scenarios.

In the case of supernovae, the ejecta and the circumstellar medium around the supernova are enriched with the heavy elements produced at different stages of evolution of the massive star. If the acceleration of CRs occurs sufficiently early after the supernova explosion, at the free expansion stage and/or at the beginning of the Sedov-Taylor phase, the abundance pattern of the accelerated CRs is also expected to be enriched with heavy elements. To the contrary, if the acceleration occurs late in the Sedov-Taylor phase, the medium which provides the source of the accelerated particles has already the composition close to that of the ISM and CRs produced at this stage would have the abundance pattern similar to that of the ISM. The details of the enrichment are sensitive to the dynamics of the propagation of the forward shock of the expanding supernova shell into the cavity carved by the wind produced by the progenitor massive star (Prantzos 2012).

In a similar way, the composition of the medium inside the superbubble changes from the standard ISM composition at the onset of the star formation to the composition enriched with heavy elements injected by the massive star winds and supernovae (Casse & Paul 1982; Binns et al. 2005). Composition of the CRs accelerated at the multiple shocks produced by the supernovae and stellar wind bubbles would also change in the course of evolution of the superbubble.

Particularly interesting indications about the details of the CR acceleration process might be provided by the ratios of abundances of isotopes such as the "anomalous"  $^{22}\text{Ne}/^{20}\text{Ne}$  (Mewaldt et al. 1980; Casse & Paul 1982; Binns et al. 2005) and  $^{59}\text{Ni}/^{59}\text{Co}$  ratios (Wiedenbeck et al.

1999; Israel et al. 2005). Information provided by the isotope ratios is potentially free from uncertainties related to the uncertainty of the mechanism of injection of charged particles into the acceleration site. The injection efficiency most probably depends on the characteristics of particular elements, such as mass, charge, the first ionisation potential, volatility etc (Ellison et al. 1997). Dependence of the injection efficiency on these parameters might lead to the distortion of the abundance pattern of elements in the CR flux, as convincingly demonstrated e.g. for the first ionisation potential correlation with the elemental abundance (Wiedenbeck et al. 2007).

Nickel isotope  $^{59}\text{Ni}$  is unstable and decays into  $^{59}\text{Co}$  on the decay time scale  $t_d = 7.6 \times 10^4$  yr through the electron capture. However, it could not decay in this way if accelerated and converted into a cosmic ray soon after the supernova explosion. Non-detection of  $^{59}\text{Ni}$  in the cosmic ray flux apparently indicates that the  $^{59}\text{Ni}$  had a possibility to decay before the cosmic ray acceleration process started. This fact supports the hypothesis that the CR acceleration process does not occur in young supernova remnants and is instead efficient only in the superbubble environment.

The conclusion on the decay of  $^{59}\text{Ni}$  before the onset of the cosmic ray acceleration process is based on the comparison of the upper bound on the  $^{59}\text{Ni}/^{59}\text{Co}$  ratio in the CR flux to the  $^{59}\text{Ni}$  and  $^{59}\text{Co}$  yields of massive stars ending their life in supernova explosions. The predictions for the abundances of these isotopes are taken from the calculations of Woosley & Weaver (1995). These calculations describe the elemental yields produced throughout the life cycle of stars including the moment of supernova explosion. The predicted ratio  $f_{Ni} = ^{59}\text{Ni}/(^{59}\text{Co} + ^{59}\text{Ni})$  varies in the 0.2-0.9 range, with the median value  $\simeq 0.5$ . Comparison of this value with the CR measurements which constrain  $f_{Ni} < 0.18$  in the CR flux has led Wiedenbeck et al. (1999) to the conclusion that  $^{59}\text{Ni}$  decays before the onset of the acceleration process.

In what follows we notice that the models of Woosley & Weaver (1995) did not extend to the entire relevant range of the initial masses of massive stars. Wiedenbeck et al. (1999) have used the results of calculations of Woosley & Weaver (1995) up to the initial mass  $25M_{\odot}$  to estimate  $f_{Ni}$ . We notice that stars of higher masses, being less abundant, could still provide a sizeable amount of  $^{59}\text{Co}$  and  $^{59}\text{Ni}$ . We use more recent calculations of the elemental yields by Chieffi & Limongi (2013) to show that account of these heavier stars can result in the model prediction of  $f_{Ni}$  which is consistent with the upper bound found on  $f_{Ni}$  in the CR flux.

## 2. $^{59}\text{Co}$ and $^{59}\text{Ni}$ yield from massive stars and supernovae

Different isotopes of the iron group nuclei, including cobalt and nickel could be produced at different stages of stellar evolution, starting from the helium hydrostatic burning stage up to the explosive nucleosynthesis at the moment of the supernova explosion. It happens that a significant amount if not most of  $^{59}\text{Co}$  is synthesized during the hydrostatic burning phases through neutron captures by iron-peak elements, the so called s-process, while  $^{59}\text{Ni}$  is mainly made during the very last stages of the evolution of massive stars, during Si-burning. This can be seen for instance

by looking at Table 9 in Woosley & Weaver (1995), where the quantities of  $^{59}\text{Co}$  and of  $^{59}\text{Ni}$  in the star are given at different stage of the evolution of a solar metallicity  $25 M_{\odot}$  model. Typically, the amount of  $^{59}\text{Co}$  at the end of the core He-burning stage is already not far from the final amount ejected, while that of  $^{59}\text{Ni}$  is still very low at that stage and takes its final value mainly as a result of the explosive nucleosynthesis. Thus, the quantities ejected of these two isotopes depend on very different physical ingredients of the models. The ejected mass of  $^{59}\text{Co}$  is quite sensitive to the mass of the helium core (larger amounts for larger He-core masses), but depends weakly on the physics of the explosion. In contrast, the amount of  $^{59}\text{Ni}$  does not depend much on the size of the He-core but is very sensitive to the physics of the explosion. Of course many other parameters enter into this game: the initial mass of the star, its rotation velocity, metallicity, magnetic field strength, nuclear reaction rates etc. Uncertainty of these parameters unavoidably introduces uncertainties to the calculation of the pre-supernova relative abundance of  $^{59}\text{Co}$  and  $^{59}\text{Ni}$ . The amounts of  $^{59}\text{Co}$  and  $^{59}\text{Ni}$  produced also depend on the parameters for which no direct observational data is available and which could be assessed only through numerical simulations, such as e.g. the time-dependent neutron excess. Finally, calculations of elemental yields of massive stars include phenomenological parameters which parametrize our uncertainty of the knowledge of the physical mechanisms behind certain phenomena. An example of such a parameter is the "mass cut" which sets a boundary between the material in the interior of the star which is ejected by the supernova explosion and the material which ultimately forms the compact remnant of the explosion. Increase of the computing power opens possibilities for gradual improvement of precision of the stellar evolution models and account of larger number of relevant parameters regulating the evolutionary path stars (see Woosely et al. 2002, for a review).

The most recent calculation of the elemental yields of massive stars which includes the predictions of the  $^{59}\text{Co}$  and  $^{59}\text{Ni}$  isotopes is the set of models of Chieffi & Limongi (2013). These yields are compared to those of Woosley & Weaver (1995) in Fig. 1. A few interesting points can be noted.

- The yields in  $^{59}\text{Co}$  of Chieffi & Limongi (2013) are significantly larger than those of Woosley & Weaver (1995), although they present a qualitative similar dependence with the initial mass (increasing with it). These differences are at least in part due to the fact that the models of Chieffi & Limongi (2013) have, for a given initial mass, a larger He-core than the models of Woosley & Weaver (1995).
- In both series of models  $^{59}\text{Co}$  is made essentially during the hydrostatic burning stages. In the case of the models by Chieffi & Limongi (2013), this conclusion is based on a comparison we performed between their  $^{59}\text{Co}$  yields and those obtained recently by Frischknecht et al. (2016) who just computed the contribution of the s-process occurring during the hydrostatic burning stages. If we superpose  $^{59}\text{Co}$  yields for the masses between 15 and  $40 M_{\odot}$  with and without rotation of these two papers, we obtain a nearly perfect match. This confirms that indeed  $^{59}\text{Co}$  is made mainly by the s-process.
- For  $^{59}\text{Ni}$ , the yields of Chieffi & Limongi (2013) are generally smaller than those of Woosley & Weaver (1995)

in the mass domain between 13 and 25  $M_{\odot}$  and larger for masses above 25  $M_{\odot}$ . This is quite consistent with the fact that below 25  $M_{\odot}$ , the mass cuts (the kinetic energy of the explosion) in the models of Chieffi & Limongi (2013) are larger (smaller) than in the models by Woosley & Weaver (1995) and the reverse for the masses above 25  $M_{\odot}$ . As mentioned above, the  $^{59}\text{Ni}$  yields are very dependent on the physics of the explosion.

- In the mass domain between 11 and 25  $M_{\odot}$ , the models by Woosley & Weaver (1995) indicate strong variations of the  $^{59}\text{Ni}$  yields with the initial mass. Typically, the yields for the 20, 22 and 25  $M_{\odot}$  are respectively (in units of  $10^{-4} M_{\odot}$ ) 0.95, 3.67 and 1.74. It is difficult to give a very clear physical reason for that behavior. We can just note that the mass of  $^{56}\text{Ni}$  shows also strong variations (0.088, 0.205 and 0.129  $M_{\odot}$ ). On the other hand, the models by Chieffi & Limongi (2013) give for the 20 and 25  $M_{\odot}$  rotating models (they have no predictions for a 22  $M_{\odot}$  model) yields of  $^{59}\text{Ni}$  equal to 1.19 and 0.77  $10^{-4} M_{\odot}$  and yields in  $^{56}\text{Ni}$  equal to 0.1  $M_{\odot}$  (actually in these models the mass cut has been chosen to obtain such an amount of  $^{56}\text{Ni}$ ).

We use the models by Chieffi & Limongi (2013) for our calculation of  $f_{Ni}$ . The top panel of Fig. 2 shows the cumulative masses of  $^{59}\text{Co}$  and  $^{59}\text{Ni}$  produced by a population of massive stars with Salpeter initial mass function (Salpeter 1955) in the mass range between 13  $M_{\odot}$  (the smallest mass of the models of Chieffi & Limongi 2013) up to the maximal mass shown as the  $x$  axis value. The values correspond to the time moment  $2.5 \times 10^4$  s after the explosion, i.e. much before the decay of  $^{59}\text{Ni}$  into  $^{59}\text{Co}$ . One could see that the  $^{59}\text{Co}$  mass accumulates linearly at a steady rate up to the stellar mass range  $\simeq 40 M_{\odot}$  and at somewhat lower rate in the mass range  $M > 40 M_{\odot}$ . Still, consideration of the full dynamic range of initial stellar masses is important for a fair judgement of the amount of  $^{59}\text{Co}$  produced.

Figure 2 shows that a large part of  $^{59}\text{Ni}$  is produced by the stars in the mass range up to  $(20 - 30) M_{\odot}$ . This explains the decrease of the Nickel-59 relative abundance  $f_{Ni}$  with the increase of the maximal initial stellar mass. Integration of the  $^{59}\text{Co}$  and  $^{59}\text{Ni}$  yields over the entire mass range results in the

$$f_{Ni} = 0.19 \quad (\text{non-rotating}) \quad (1)$$

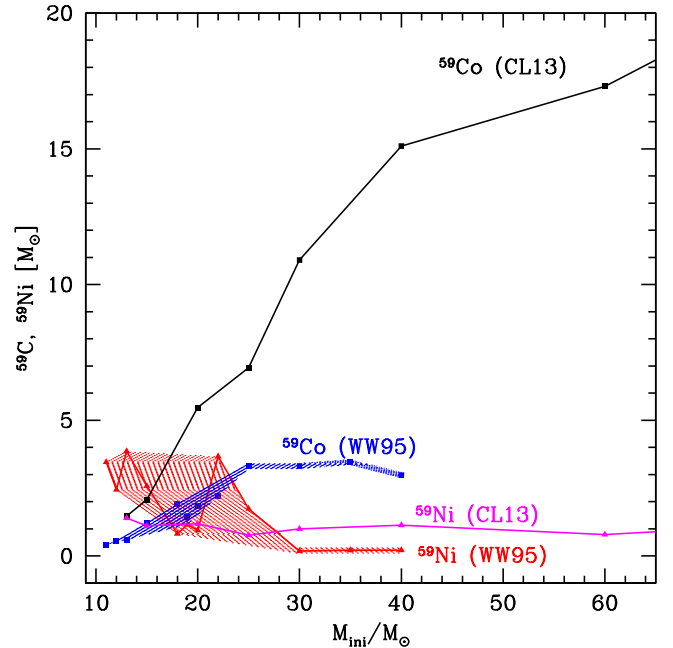
$^{59}\text{Ni}$  fraction.

An essential difference of the models of Chieffi & Limongi (2013) from the models of Woosley & Weaver (1995) is the account of the rotation in the calculation of the stellar evolution. The bottom panel of Fig. 2 shows the  $^{59}\text{Co}$  and  $^{59}\text{Ni}$  yields of stars rotating with initial equatorial velocity 300 km/s. In spite of similar qualitative behaviour of the cumulative yields of  $^{59}\text{Co}$  and  $^{59}\text{Ni}$ , the rotating models predict systematically lower  $^{59}\text{Ni}$  to  $^{59}\text{Co}$  fractions, which gives

$$f_{Ni} = 0.13 \quad (\text{rotating}) \quad (2)$$

after integration over the entire initial stellar mass range.

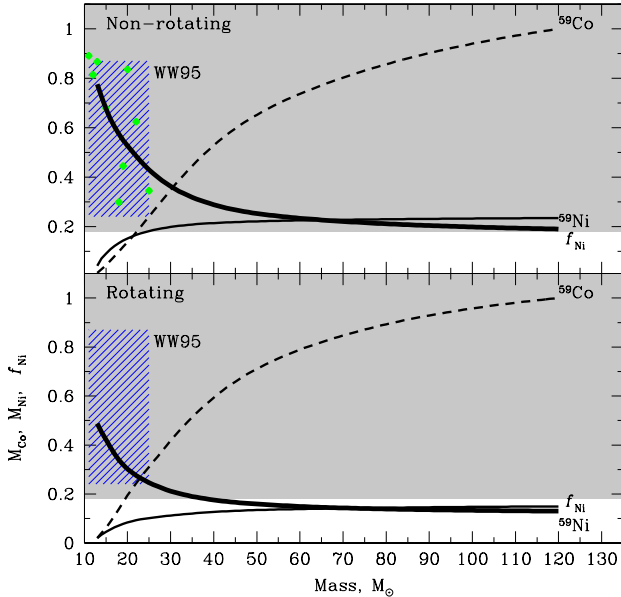
Similar integrations performed with the yields of Woosley & Weaver (1995) provide values of  $f_{Ni}$  between 0.6 and 0.7 depending whether the integration is made between 11 and 40  $M_{\odot}$  or between 11 and 25  $M_{\odot}$ .



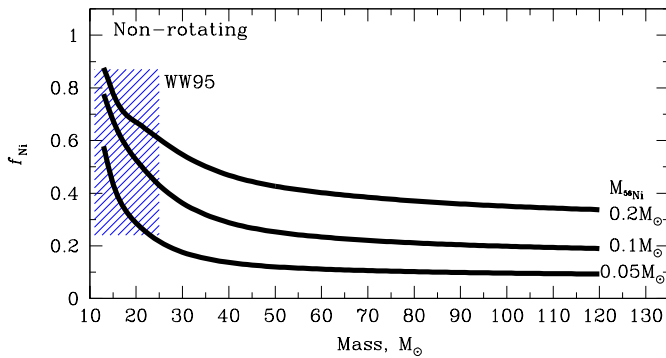
**Fig. 1.** Ejected masses of  $^{59}\text{Co}$  and  $^{59}\text{Ni}$  by star of different initial masses and computed by different authors: WW95 stands for Woosley & Weaver (1995) and CL13 for Chieffi & Limongi (2013). Both models are for solar metallicity. The models from Woosley & Weaver (1995) correspond to their A series, the models of Chieffi & Limongi (2013) correspond to their rotating models. Note that in both cases, the yields for the radionuclides are given  $2.5 \times 10^4$  sec. after the explosion. That means that  $^{59}\text{Ni}$  had no time to decay (half-life is about  $10^5$  years). The masses in  $^{59}\text{Ni}$  of Woosley & Weaver (1995) present a kind of sawtooth behaviour below 25  $M_{\odot}$  (see the red continuous lines), a hatched area covers that zone to guide a bit the eye. This was done also for the mass of  $^{59}\text{Co}$  from Woosley & Weaver (1995) although here the variations are much smaller.

Lower values of  $f_{Ni}$  from the models of Chieffi & Limongi (2013) result mainly because the high mass range show very low  $^{59}\text{Ni}$  to  $^{59}\text{Co}$  fraction, while this mass domain still contributes significantly to  $^{59}\text{Co}$ . As we shall see this has important consequences for interpreting the observed upper limit of  $f_{Ni}$  in cosmic rays (see next section).

An additional uncertainty of  $f_{Ni}$  estimate is introduced by the uncertainty of the position of the "mass cut" separating the ejecta from the collapsar. The predicted amounts of both  $^{56}\text{Ni}$  and  $^{59}\text{Ni}$  increases if the mass cut is moved deeper in the iron elements rich core. As a result,  $f_{Ni}$  increases with the increase of the assumed  $^{56}\text{Ni}$  yield. This is illustrated by Fig. 3 which compares the dependence of  $f_{Ni}$  on the maximal initial mass calculated for different  $^{56}\text{Ni}$  yields. One sees that a variation of  $^{56}\text{Ni}$  yield from  $0.05 M_{\odot}$  to  $0.2 M_{\odot}$  (around the reference value  $0.1 M_{\odot}$  assumed by Chieffi & Limongi 2013) results in changes of  $f_{Ni}$  in the 0.1-0.3 range. Observationally, the yield of  $^{56}\text{Ni}$  is observed to be about  $0.1 M_{\odot}$  for stars with progenitor masses  $\lesssim 25 M_{\odot}$  and is perhaps spread over more than an order of magnitude for higher mass progenitors (Nomoto et al. 2013).



**Fig. 2.** Cumulative mass yields  $M_{^{59}\text{Co}}$  (thin dashed lines) and  $M_{^{59}\text{Ni}}$  (thin solid lines) as a function of the maximal initial mass for the models resulting in  $0.1M_{\odot}$  of  $^{56}\text{Ni}$ . The masses are normalized on the total  $^{59}\text{Co}$  mass. Thick solid line shows  $f_{\text{Ni}}$ , also as a function of the maximal initial mass. Green points in the upper panel indicate  $f_{\text{Ni}}$  obtained from model calculations of Woosley & Weaver (1995) in the mass domain between  $11$  and  $25 M_{\odot}$ , that is in the mass domain that was considered in the work by Wiedenbeck et al. (1999).



**Fig. 3.**  $^{59}\text{Ni}$  fractions as a function of the assumed  $^{56}\text{Ni}$  yield for non-rotating star models.

What are the effects that could modify  $f_{\text{Ni}}$  in addition of those produced by considering different sets of stellar models?

A main effect comes from the uncertainties about the fate of stars producing a black hole at the end of their evolution. Do these stars swallow all their mass into the newly formed black hole or do they still expel some material in a supernova event? In case the transition between neutron star and black hole production would be around  $25 M_{\odot}$  (Heger et al. 2003), and that, when a black hole is formed, no matter ejection occurs, then the integration for obtaining  $f_{\text{Ni}}$  should be made only in the mass range below  $25$

$M_{\odot}$  as was done in Wiedenbeck et al. (1999). We see that, in that case, even using the models by Chieffi & Limongi (2013), would produce high  $f_{\text{Ni}}$  values. This would then support the view that some time delays took place between the ejection of  $^{59}\text{Ni}$  ejection and its acceleration into the cosmic rays. Although such a possibility cannot be totally discarded at the moment, there are a few arguments indicating that reality might be more complexe:

- First, the domain of initial masses giving neutron stars and black holes is not so well defined. Hydrodynamical simulations in 1 D by Ugliano et al. (2012); Ertl et al. (2015) obtain successful SN explosions with neutron star formation for some models with initial masses between  $20$  and  $40 M_{\odot}$ , and even up to  $120 M_{\odot}$ , while failed explosion with BH formation seem also possible for progenitors below  $20 M_{\odot}$ !
- Second, there are observations of the surface abundances of stars near a black-hole, showing clear evidences for the star having been enriched by the ejecta of the SN that occurred at the time of the black hole formation. This indicates that, at least in some cases, a BH can form with a SN explosion (Israelian et al. 1999; González Hernández et al. 2004, 2008, 2011).
- At solar metallicity, the most massive stars lose anyway mass by stellar winds. Only  $^{59}\text{Co}$  has a chance of being ejected by the stellar winds (when the star is a Wolf-Rayet star of the type WC, *i.e.* where the He-burning products appear at the surface). Thus, in case these stars would eject no material at the time of the supernova event, they would only contribute to the enrichment in  $^{59}\text{Co}$ . It remains however to be checked whether the amounts of  $^{59}\text{Co}$  ejected in that way are sufficient to lower  $f_{\text{Ni}}$ .

The above arguments cannot be taken as proofs that we must make the integration over the whole mass range in the way we did above, but at least it shows that restricting its computation to only the mass domain below  $25 M_{\odot}$  is probably not realistic.

### 3. Implications for the CR origin problem

Recent calculations of the yields of  $^{59}\text{Co}$  and  $^{59}\text{Ni}$  based on the detailed modelling of the pre-supernova evolution of massive stars over a wide energy range from  $13M_{\odot}$  to  $120M_{\odot}$  with account of rotation (Chieffi & Limongi 2013) differ from previous calculations of Woosley & Weaver (1995). In particular they result in a systematically lower  $^{59}\text{Ni}$  to  $^{59}\text{Co}$  fraction after the moment of supernova explosion (for the reference models normalised on  $0.1M_{\odot}$   $^{56}\text{Ni}$  yield).

This fact has important consequences for the physics of Galactic CRs. The absence of  $^{59}\text{Ni}$  in the CR flux has been considered as an evidence for a large time delay between the moment of supernova explosion and the onset of particle acceleration. This large time delay of the order of  $\sim 10^5$  yr was necessary to allow  $^{59}\text{Ni}$  to decay to  $^{59}\text{Co}$  via electron capture reaction. After such time delay, supernovae exploding in the massive star formation regions could not be considered as isolated objects. On such time scale interactions of supernova shell with the superbubble environment have to be taken into account. Therefore, large time delay between the explosion and the moment of par-

ticle acceleration has been considered as an argument in factor of the superbubble hypothesis of the CR production.

The revised calculation of the  $^{59}\text{Ni}$  and  $^{59}\text{Co}$  yield removes requirement of  $^{59}\text{Ni}$  decay prior to the acceleration. The non-detection of  $^{59}\text{Ni}$  in the CR flux might be explained by the relatively small amount of  $^{59}\text{Ni}$  ejected by the ensemble of supernovae produced by stars with different initial masses and rotation velocities. This removes the contradiction between the supernova hypothesis of CR production and the measurements of  $^{59}\text{Ni}$  to  $^{59}\text{Co}$  ratio.

Note that estimating  $f_{Ni}$  as done above by integrating over the massive star range, implicitly assumes that the material of the cosmic rays is made from a well mixed reservoir of many different core collapse supernova events. This is quite in line with the fact that the composition of the cosmic rays is indeed quite similar, with a few exceptions (see Sect. 1), to the interstellar medium abundances whose abundance also results, at least in part, from the contributions of many core collapse supernovae.

The above discussion tells us that present day observations are compatible with the acceleration of fresh ejecta of core collapse supernova material into the cosmic rays, provided the recent yields from the rotating stellar models of Chieffi & Limongi (2013) are used, that the whole mass domain from 13 up to at least 45-50  $M_{\odot}$  contribute and that for computing the SN contribution, mass cuts giving  $0.1M_{\odot}$  of  $^{56}\text{Ni}$  or lower are used.

Now what does happen when the yields of type Ia supernovae are accounted for? These supernovae may contribute up to about two thirds of the iron peak element content in the present day Universe (Matteucci & Greggio 1986). According to the work by Travaglio et al. (2004), type Ia's produce typically as much  $^{59}\text{Co}$  as  $^{59}\text{Ni}$  in amounts equal to 5-8  $10^{-4} M_{\odot}$ . In this case, the iron peak elements accelerated into the cosmic rays would also be made of two thirds of type Ia material this would give  $f_{Ni}$  a bit smaller than 0.5 using the yields by Chieffi & Limongi (2013) and a bit larger than 0.5 using the yields by Woosley & Weaver (1995). This would again support the view that some time delay has occurred between the ejection of  $^{59}\text{Ni}$  and its acceleration into the cosmic rays.

However, we must keep in mind several differences between the core collapse supernovae and the type Ia supernovae.

First, Type Ia and core collapse supernovae are distributed differently in the Galaxy. The core collapse supernovae follow the star formation rate. Their density is enhanced in the regions of active star formation, such as the Galactic arms. Passage of Galactic arm induces an enhancement of the core collapse supernovae contribution to the cosmic ray population on the time scale of cosmic ray residence in the Galactic disk,  $\sim 10^7$  yr (Shaviv 2003; Overholt et al. 2009; Benyamini et al. 2013). To the contrary, Type Ia supernovae rate does not follow temporal and spatial variations of the star formation rate. Instead, it is sensitive to the time integral of the star formation rate averaged over the Galactic volume. Even if the injection efficiency of cosmic rays by the core collapse and Type Ia supernovae is the same, relative importance of the Type Ia and core collapse supernovae contributions to the cosmic ray flux could vary from place to place depending on the details of the recent massive star formation rate around the point of measurement (Neronov et al. 2012; Kachelriess et al. 2015).

Next, type Ia supernovae are believed to leave no remnant, while core-collapse supernovae do. In case supernova remnants play an important role in the acceleration mechanism (Neronov & Semikoz 2012), the core collapse supernovae might be more efficient accelerators due to the presence of the remnants.

Finally, the core collapse supernova initially expands in the bubble created by the wind of the progenitor star, while the Type Ia supernova shell could expand in the interstellar medium already at the early stages of its evolution. In this case the forward shock of the Type Ia supernova sweeps the material with the composition of the interstellar medium. If acceleration at the forward shock provides a dominant contribution to the cosmic ray yield of the Type Ia supernovae (Warren et al. 2005) composition of the cosmic rays originating from this shock is not directly related to the elemental yield of the supernova. The interstellar medium feeding the shock contains no  $^{59}\text{Ni}$  so that even cosmic rays from the Type Ia supernovae could be characterised by low  $f_{Ni}$ .

Actually, the last argument could also be valid for the core collapse supernovae. Assumption that cosmic ray production in these supernovae is also dominated by acceleration at the forward shock would just invalidate the "naive" assumption that cosmic ray elemental yield of a supernova just repeats the elemental yield of the star after the explosion implicitly adopted by Wiedenbeck et al. (1999) and also in the previous sections of this paper. Instead, the composition of material accelerated at the forward shock at a particular moment of time (say, at the onset of Sedov-Taylor phase) would be influenced by the composition of portion of the stellar wind swept up by the supernova shell by that time (Prantzos 2012).

It is interesting to note that the  $^{59}\text{Ni}$  fraction predicted by the stellar evolution models of Chieffi & Limongi (2013) is close to the measured upper bound on  $f_{Ni}$  in the CR flux. This indicates that moderate increase of sensitivity of CR detectors capable to distinguish iron group isotopes, like CRIS (Wiedenbeck et al. 1999) should lead to the detection of the  $^{59}\text{Ni}$  component of the CR flux, if the accelerated particles originate from the core collapse supernova ejecta. Detection of  $^{59}\text{Ni}$  would provide a strong constraint on the mechanism of cosmic ray acceleration, because it would indicate that the supernova ejecta participate in the cosmic ray acceleration process and limit the time delay between the supernova explosion and the acceleration period to less than  $\sim 10^4 - 10^5$  yr, which is a typical time scale on which the supernova remnants reach the Sedov-Taylor phase (Woltjer 1972; Vink 2012).

## References

- M.Ackermann et al., 2011, *Science*, 334, 1103.
- M.Ackermann et al., 2012, *Ap.J.*, 755, 164
- M.Ackermann et al., 2013, *Science*, 339, 807
- W.Baade, F.Zwicky, *PNAS*, 20, 259
- A.R.Bell, 1978, *MNRAS*, 182, 147
- A.R.Bell, S.G.Lucek, 2001, *MNRAS*, 321, 433
- R.D.Blandford, J.P.Ostriker, 1978, *Ap.J.*, 221, L29
- W.R.Binns, et al., 2005, *Ap.J.*, 634, 351.
- Blasi P., 2013, *A&ARv.*, 21, 70
- Benyamini D., Nakar E., Piran T., Schaviv N.J., 2014, *Ap.J.*, 782, 34
- A.M.Bykov, G.D.Fleischman, 1992, *MNRAS*, 255, 269
- A.M.Bykov, 2014, *A&A Rev.*, 22, 77
- M.Casse, J.A.Paul, 1982, *Ap.J.*, 258, 860.
- A.Chieffi, M.Limongi, 2013, *Ap.J.*, 764, 21

- , L.O.Drury, 1983, Rep.Progr.Phys. 46, 973
- Ertl, T., Janka, H.-T., Woosley, S. E., Sukhbold, T., & Ugliano, M. 2015, arXiv:1503.07522
- Ellison D.C., Drury L.O'C. Meyer, J.-P., 1997, Ap.J., 487, 197
- Frischknecht U., Hirschi R., Pignatari M., et al., 2016, MNRAS, 456, 1803
- González Hernández, J. I., Rebolo, R., Israelian, G., et al. 2004, ApJ, 609, 988
- González Hernández, J. I., Rebolo, R., Israelian, G., et al. 2008, ApJ, 679, 732
- González Hernández, J. I., Casares, J., Rebolo, R., et al. 2011, ApJ, 738, 95
- I.A.Grenier, J.H.Black, A.W.Strong, 2015, ARA&A, 53, 199
- Heger, A., Fryer, C. L., Woosley, S. E., Langer, N., & Hartmann, D. H. 2003, ApJ, 591, 288
- J.C.Higdon, R.E.Lingenfelter, R.Ramaty, 1998, Ap.J., 509, L33
- M.H.Israel, et al., Nucl.Phys. A., 758, 201
- Israelian, G., Rebolo, R., Basri, G., Casares, J., & Martín, E. L. 1999, Nature, 401, 142
- Kachelriess M., Neronov A., Semikoz D.V., 2015, Phys.Rev.Lett. 115, 181103
- G.F.Krymskii, 1977, Akademiia Nauk SSSR Doklady, 234, 1306
- A.Maeder, G.Meynet, 1993, A&A, 278, 406
- Matteucci, F., & Greggio, L. 1986, A&A, 154, 279
- R.A.Mewaldt, et al., 1980, Ap.J., 235, L95
- Nomoto K, Kobayashi C., Tominaga N., 2013, ARA&A, 51, 457
- Neronov A., Semikoz D.V., Taylor A.M., 2012, Phys.Rev.Lett., 108, 051105
- Neronov A., Semikoz D.V., 2012, Phys.Rev. D85, 083008
- Overholt A.C., Melott A.L., Pohl M., 2009, Ap.J., 705, L101
- Parizot E., Marcowith A., van der Swaluw E., Bykov A.M., Tatischeff V., 2004, A&A, 424, 747
- Prantzos N., 2012, A&A, 538, A80.
- Travaglio, C., Hillebrandt, W., Reinecke, M., & Thielemann, F.-K. 2004, A&A, 425, 1029
- M.E.Wiedenbeck, D.E.Grenier, 1981, Phys.Rev.Lett., 46, 682
- M.E.Wiedenbeck et al., 1999, Ap.J., 523, L61
- S.E.Woosley, T.A.Weaver, 1995, Ap.J.S., 101, 181
- E.E.Salpeter, 1955, Ap.J., 121, 161
- Shaviv N.J., 2003, New Astronomy, 8, 39
- Ugliano, M., Janka, H.-T., Marek, A., & Arcones, A. 2012, ApJ, 757, 69
- J.Vink, 2012, A&Rv., 20, 49
- Warren J.S., et al., 2005, Ap.J., 634, 376
- M.E.Wiedenbeck et al., 2007, SSRv., 130, 415
- L.Woltjer, 1972, ARA&A, 10, 129
- S.E.Woosley, A.Heger, T.A.Weaver, 2002, Rev.Mod.Phys., 74, 1015