

# Complex Networks of Words in Fables

Yurij Holovatch and Vasyl Palchykov

**Abstract** In this chapter we give an overview of the application of complex network theory to quantify some properties of language. Our study is based on two fables in Ukrainian, *Mykyta the Fox* and *Abu-Kasym's slippers*. It consists of two parts: the analysis of frequency-rank distributions of words and the application of complex-network theory. The first part shows that the text sizes are sufficiently large to observe statistical properties. This supports their selection for the analysis of typical properties of the language networks in the second part of the chapter. In describing language as a complex network, while words are usually associated with nodes, there is more variability in the choice of links and different representations result in different networks. Here, we examine a number of such representations of the language network and perform a comparative analysis of their characteristics. Our results suggest that, irrespective of link representation, the Ukrainian language network used in the selected fables is a strongly correlated, scale-free, small world. We discuss how such empirical approaches may help form a useful basis for a theoretical description of language evolution and how they may be used in analyses of other textual narratives.

## 1 Introduction

Applications of methods of quantitative analysis that are widely used in natural sciences gave rise to the discovery of one of the best known empirical relationships

---

Yurij Holovatch  
Institute for Condensed Matter Physics, National Acad. Sci. of Ukraine, 79011 Lviv, Ukraine, e-mail: hol@icmp.lviv.ua

Vasyl Palchykov  
Institute for Condensed Matter Physics, National Acad. Sci. of Ukraine, 79011 Lviv, Ukraine,  
Lorentz Institute for Theoretical Physics, Leiden University, 2300 RA Leiden, The Netherlands,  
e-mail: palchykov@icmp.lviv.ua

of quantitative linguistics. In its simplest form, this states that the probability to randomly select the  $r$ -th most frequent word in a text is  $r$  times smaller than the probability to randomly select the most frequent one (Zipf 1935, Zipf 1949). Representing the probability to randomly select the  $r$ -th most frequent word as  $f(r)$ , this relation may be expressed by the equation

$$f(r) = A/r^\alpha, \quad (1)$$

where  $\alpha = 1$ . The empirical observation that  $\alpha$  has the same value (namely 1) for so many natural language utterances is what is remarkable about this equation. (The quantity  $A$  is less remarkable, being just a normalization coefficient which ensures the total probability properly sums to one). It means the distributions are “fat-tailed” – characterised by rare events happening more frequently than for normal distributions. This discovery is often attributed to its populariser, Harvard linguistics professor G. K. Zipf (Zipf 1935), however, similar observations have been reported previously by J. B. Estoup (1916) and E. U. Condon (Condon 1928). Some deviations from the original form of Zipf’s law (1) were later observed (Kanter et al. 1995, Montemuro 2001), but the fat tail of the distribution, which is a typical signature of the long-range correlations between words within corpora, remained unchanged. Moreover, analysis of vast corpora lead to a conclusion about two scaling regimes characterizing the word frequency distributions, with only the more common words (the so called kernel or core lexicon) obeying the classic Zipf law (Ferrer i Cancho and Solé 2001a and Petersen et al. 2012). While *local* organization of words within single sentences appears to be quite natural, due to the rules of grammar, long-range correlations between words are far from trivial (Kanter et al. 1995). Nonetheless, why such local sequences become organized *globally* may be explained by various mechanisms (Simon 1955, Li 1992).

Zipf’s law and the reasons behind it provide only superficial understanding of the organization of language since the connections between the words are neglected. These connections reflect the organization of words into sentences and play key roles for transmitting information (Ferrer i Cancho and Solé 2001b). Thus, to investigate deeper structural characteristics of a language the relationships between the language units (such as words) should be taken into account. A set of those relationships combined with the corresponding language units may be naturally represented as a network or a graph. Such representations allow one to apply a number of tools to investigate the properties of the underlying system on various scales (Newman 2010).

In seeking to represent a language by a network, one may decide to relate words syntactically (Ferrer i Cancho et al. 2004, Ferrer i Cancho et al. 2005, Solé 2005, Masucci and Rodgers 2006, Corominas Murtra et al. 2007, Solé et al. 2010, Barceló-Coblijn et al. 2012) or semantically (Motter et al. 2002, Sigman and Cecchi 2002, de Jesus Holanda et al. 2004, Borge-Holthoefer and Arenas 2010, Solé and Seoane 2014), for example. Alternatively one may chose to link words together based on their co-occurrence (i.e., if they appear adjacent to each other) or on their having appeared in the same sentence (Ferrer i Cancho and Solé 2001b, Caldeira et

al. 2006, Holovatch and Palchykov 2007, Zhou et al. 2008, Solé and Seoane 2014). Therefore, there is no unique network representation of a language. Nonetheless many features of language networks are shared, not only among various representations, but for diverse languages as well (Ferrer i Cancho et al. 2004). The key common features of these networks include the *small world* structure (Watts 1999) and the *scale-free* topology (Albert et al. 1999), both characterizing the global picture of linking architecture. The former (the small world effect) demonstrates that the links connect the words in a specific way that makes the corresponding structures extremely compact. The latter (the scale-free topology) demonstrates that the number of links that are connected to an arbitrarily selected node in a network have extremely high levels of fluctuations. The number of links of a given node is called its *degree* and is represented by the variable  $k$ . The scale-free property is then represented mathematically by a degree distribution function  $P(k)$  which has a power-law decay as follows:

$$P(k) \sim k^{-\gamma}, \quad (2)$$

in which the exponent  $\gamma > 1$ . (Here the symbol  $\sim$  means “behaves asymptotically like”, having suppressed a normalisation term.) These structural peculiarities reveal high level of system heterogeneity and have to be properly considered in investigations of the mesoscopic structure of human language (Newman 2012).

In this article we report on an analysis of the Ukrainian language through two representative texts, namely *Mykyta the Fox* and *Abu-Kasym’s slippers* (Holovatch and Palchykov 2007). The former was written by the prominent Ukrainian writer Ivan Franko and the latter adapted by him into Ukrainian. For each fable, and for a combination of the two, we construct several network representations, where the links between nodes (words) are introduced in various ways based on the interaction window. The properties of the different network representations are compared to each other and features of the Ukrainian language are compared to ones of other well studied languages.

The fable *Mykyta the Fox* is based on a story about a clever Fox and his adventures in the kingdom of a Lion. *Abu-Kasym’s slippers* is a story about a miserly merchant in Baghdad. One may find variants of this story in many cultures. Therefore, similar to other chapters of this book, we use written narratives for our analysis. However, here we are interested in universal properties of language rather than the structure or contents of the stories themselves. In this sense, social networks of characters and other particular features of the narrative are not relevant for this study. Instead, we are interested in the global organization of words in the texts and in their networks. The structure of the remainder of this chapter is as follows. In section 2 we start investigating the above-mentioned examples of the Ukrainian language by analysing their frequency-rank dependencies. Verifying that Zipf’s law (1) holds for the selected texts, convinces us that the samples are large enough to deliver meaningful statistical peculiarities. In section 3 the details of how to represent language by networks are described and the properties of the corresponding language networks are investigated, focusing on the small-world and scale-free topologies. Conclusions are outlined in section 4.

## 2 Word appearance statistics

As mentioned above, the aim of our investigation is to perform a quantitative analysis of the Ukrainian language, considering two fables as its representatives. It is natural to start this analysis by verifying the validity of Zipf's law (1) for the texts that represent each of the fables separately. In particular, this will show whether the sizes of the selected texts are large enough to demonstrate the expected statistical regularities.

The original part of our investigation uses electronic versions of the two fables *Mykyta the Fox* and *Abu-Kasym's slippers*<sup>1</sup>, and is based on our initial analysis of these texts (Holovatch and Palchykov 2007). All the words were set to their canonical forms. The lengths (total number of words) in these texts are  $N = 15426$  and  $N = 8002$  for *Mykyta the Fox* and *Abu-Kasym's slippers*, respectively. The corresponding vocabularies (the number of unique words) are  $V = 3563$  and  $V = 2392$ , respectively. The text comprising a combination of the two fables has  $N = 23428$  separate, and  $V = 4823$  unique, words. Now, let us count the number of appearance of each unique word in a text. We associate these numbers with the frequencies of appearance  $f$ , even though they differ by the normalization coefficient  $N$ . Ordering all the unique words by decreasing frequencies of their appearance, one may assign the rank variable  $r = 1, 2, \dots, V$  with each of them, such that the most frequent word has a rank  $r = 1$ , the rank of the second most frequent word is  $r = 2$ , etc. In cases where several unique words have exactly the same frequencies of appearances, they are randomly assigned sequential rank values without any preferences. The top ranked words are the ones that appear the most frequently within the texts. For the Ukrainian language these are function words that have little semantic content of their own and chiefly indicate a grammatical relationship. Words that are rather related to content of a particular text tend to have lower frequencies. Two samples of such ranking ordering are shown in Tab. 1.

The frequency-rank dependence for the words of *Mykyta the Fox* is shown in Fig. 1a. This dependency may be accurately described by the power-law function (1) for roughly  $r > 20$ . The exponent of the distribution has been estimated by using least-squares fitting with a double logarithmic scale. (In cases where ranks have the same frequencies  $f$ , a single  $r$ -value, namely its average on the logarithmic scale, has been used for fitting purposes.) The resulting exponents are close to the originally observed value;  $\alpha = 1.01 \pm 0.01$  for *Mykyta the Fox*,  $\alpha = 0.99 \pm 0.02$  for *Abu-Kasym's slippers* and  $\alpha = 1.00 \pm 0.01$  for the combined text of the two fables. Here the accuracies of identification of exponent  $\alpha$  are expressed by asymptotic standard errors.

Let us stress one more specific feature of the dependency  $f(r)$ : the number of unique words  $n(f)$  that have the same frequency  $f$  of appearance increases with  $r$ . The corresponding dependence for *Mykyta the Fox* is shown in Fig. 1b. The results of quantitative investigations (Zipf 1935, Zipf 1949) show that this dependence also

---

<sup>1</sup> The access to the electronic versions of these texts was through the most complete internet library of Ukrainian poetry, <http://poetyka.uazone.net/>

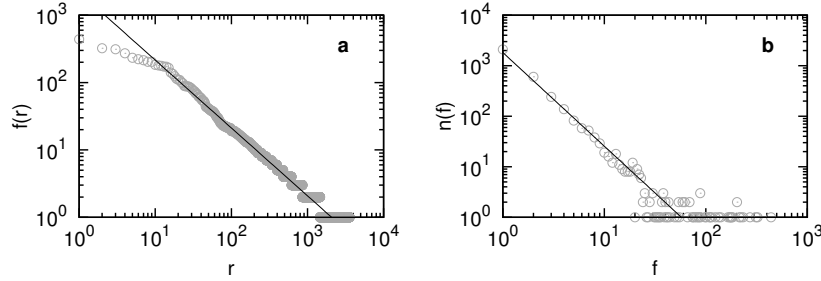
**Table 1** Rank classification of words from Ivan Franko’s *Mykyta the Fox* (left part of the table) and *Abu-Kasym’s slippers* (right). The table shows some of the most frequently used words (prepositions, pronouns, etc., as well as nouns) in Ukrainian for each of the two fables and their English translations. Here  $r$  is the rank of the word and  $f$  is the number of times it has appeared in the text.

$r$	$f$	word (in Ukrainian)	English translation	$r$	$f$	word (in Ukrainian)	English translation
1	439	я	I	1	165	він	he
2	323	не	not	2	163	в	in
3	312	в	in	3	143	не	not
4	272	і	and	4	140	і	and
5	233	ти	you	5	128	той	those
6	222	що	that	6	125	що	that
7	214	на	on	7	125	на	on
⋮	⋮	⋮	⋮	⋮	⋮	⋮	⋮
16	140	лис	fox	12	87	капець	slipper
21	109	Микита	Mykyta	18	69	Абу-Касим	Abu-Kasym
23	98	вовк	wolf	40	28	пан	lord
25	88	цар	tsar	41	27	суддя	judge

follows a power law decay:

$$n(f) = B/f^\beta, \quad (3)$$

where  $B$  is the proportionality coefficient. The reported values of the exponent  $\beta$  are close to  $\beta = 2$  (Zipf 1935), however, some deviations from this value, caused by specific lexicon features, have been observed [see (Ferrer i Cancho 2005) and references therein]. The values of the exponent  $\beta$  for the texts under our investigation were estimated to be  $\beta = 1.85 \pm 0.04$  for *Mykyta the Fox*,  $\beta = 2.02 \pm 0.08$  for *Abu-Kasym’s slippers* and  $\beta = 1.80 \pm 0.04$  for the combination of the two texts. The fitting of  $n(f)$  has been performed in a similar manner to that of the  $f(r)$  de-



**Fig. 1** Zipf laws for *Mykyta the Fox*. Panel **a**: empirically observed frequency-rank dependency approximated by the power-law function (1) with exponent  $\alpha = 1.01$  for  $r > 20$ . Panel **b**: dependency of the number  $n(f)$  of unique words that appeared precisely  $f$  times in the text as a function of  $f$ , with the corresponding power-law approximation from (3) with  $\beta = 1.85$ .

pendence: the most general words with  $r \leq 20$  have been excluded and then for each value of  $n(f)$  a single value of  $f$ , its average in logarithmic scale, has been assigned.

Eq. (3) is sometimes referred to as the second Zipf law [in which case Eq.(1) is called the first]. However, the two laws are not independent: equation (3) directly leads to (1) asymptotically. To show this, let us have a look at the rank of a word from a different point of view. The rank  $r$  of a word that has appeared exactly  $f$  times may be estimated by the number of unique words that have appeared  $f$  times or less:

$$r(f) = \sum_{f'=f}^{f_{\max}} n(f'), \quad (4)$$

where  $f_{\max}$  is the frequency of the most frequent word in the text. Substituting (3) into (4) and assuming that  $\beta > 1$  one arrives at the inverse rank-frequency dependency for infinitely large  $f_{\max}$  as

$$r(f) = \frac{B}{\beta - 1} f^{1-\beta}. \quad (5)$$

Equation (5) matches equation (1) provided that

$$\beta = 1 + 1/\alpha. \quad (6)$$

Thus,  $\alpha = 1$  leads directly to  $\beta = 2$ , as observed empirically.

The power-law character of the frequency-rank distribution (1) may be explained by a number of theoretical models.<sup>2</sup> One of the best known is a generative Simon model (Simon 1955). This model belongs to a class of models that are based on so-called null hypotheses (Ferrer i Cancho 2005). The null hypotheses ignore some fundamental aspects of why and how the system units are used, but they often lead to qualitatively correct descriptions of system behaviour. The Simon model considers the process of text writing and uses two basic mechanisms to predict the  $(n + 1)^{\text{th}}$  word provided  $n$  words have been already written and are known: i) the probability that the  $(n + 1)^{\text{th}}$  word is one of the words that have appeared within the first  $n$  words is proportional to its frequency of appearance, and ii) there is a fixed probability  $\delta$  that the  $(n + 1)^{\text{th}}$  word will be a new one – a word that has not appeared within the first  $n$  words. Assuming that the text is generated accordingly to the Simon model, its frequency-rank dependence will asymptotically follow Zipf's law (1) with exponent (Simon 1955)

$$\alpha = 1 - \delta. \quad (7)$$

Even though the Simon model is not able to reproduce the subsequent part of a text given its preceding part [due to its stochastic origin and the existence of a number of words with the same frequencies (3)], it was shown that its mechanism plausibly

---

<sup>2</sup> The formation of a sentence may be considered (Thurner et al. 2015) as an example of a history-dependent process that becomes more constrained as it unfolds (Corominas-Murtra et al. 2015). Recently it has been demonstrated that stochastic processes of this kind necessarily lead to Zipf's law too (Thurner et al. 2015, Corominas-Murtra et al. 2015).

describes real writing processes (Holovatch and Palchykov 2007). However, to have a deeper understanding of the language features, one has to go beyond Zipf's law that omits the relationships between interacting words. Below we describe how the structure of these relationships may be studied using the theory of complex networks (Bornholdt and Schuster 2003).

### 3 Language networks

The first step in applying complex network tools to investigate quantitative properties of human language is to represent that language as a network or a graph. Within such an interpretation key language units are considered as the nodes of the network and the links reflect relations between them. Depending on the purpose of investigation, different language units may be used as the network nodes: phonemes, words, concepts or sentences being amongst the possibilities. Then, focusing on one type of node, different networks of language may be reconstructed for various interpretations of the links that connect the nodes, e.g. semantic or syntactic relationships between words as described in the Introduction.

#### 3.1 Network representations

In our investigation we analyse the properties of language networks whose nodes correspond to unique words of a given text. Let us connect a couple of nodes if the corresponding words co-occur at least within a single sentence. We will refer to this representation as the  $L$ -space of human language (Fig. 2a). The links in  $L$ -space as well as in the other spaces that will be described below<sup>3</sup> are unweighted. Alternatively, the links may connect not only the nearest neighbours, but rather all words that are located a specific distance from each other. In order to take into account this issue, we introduce a radius of interactions  $R$ : for  $R = 1$  the links connect only co-occurring words (the nearest neighbours), for  $R = 2$  the links connect the nearest and the next nearest neighbours etc. Radius  $R$  may be assigned any value in the range  $R \in [1, R_{\max}]$ , where  $R_{\max} + 1$  is the size of (the number of words within) the longest sentence. For the value  $R = 1$  the resulting network reduces to the  $L$ -space of human language. If  $R = R_{\max}$  then the links connect all words that belong to the same sentence and the corresponding network representation will be referred to as the  $P$ -space of human language (Fig. 2b).

An alternative way to represent a language network is to consider it as a bipartite graph (Diestel 2005). We refer to this as  $B$ -space, see Fig. 2c. Such a representation consists of two different types of nodes: the nodes of one type represent sentences

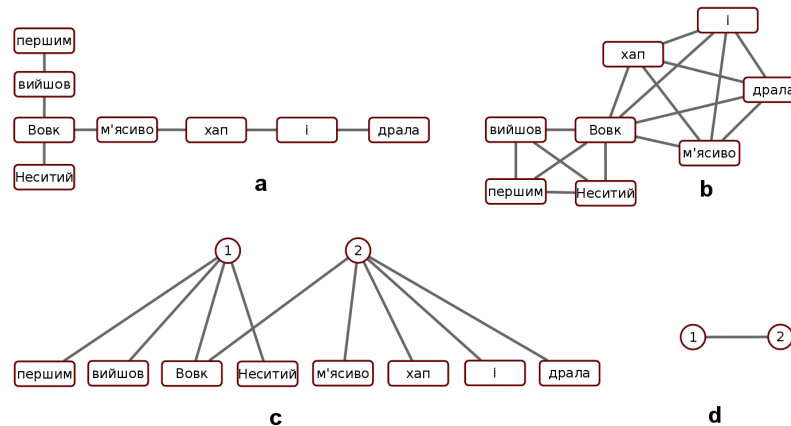
<sup>3</sup> For different network representations (different spaces) we use the nomenclature originally introduced in the context of transportation networks (Sienkiewicz and Holy 2005, von Ferber et al. 2007, von Ferber et al. 2009).

and the nodes of the other type represent words. The link may connect the nodes of different types only and reflect the appearance of given word within a specified sentence. Bipartite networks provide a simple way to obtain two corresponding unipartite networks by performing one-mode projections. One of the resulting networks reproduces the  $P$ -space of human language. The other one will be referred to as the language  $C$ -space (Fig. 2d). In  $C$ -space the nodes represent sentences and the link between two nodes exist if the corresponding sentences have at least one word in common.

The original part of our investigation will be focussed on the networks of language whose nodes represent unique words. Varying the values of  $R$ , will allow to perform a comparison between the properties of different networks, whose marginal realizations represent  $L$ - and  $P$ -spaces of language.

### 3.2 Basic network characteristics

To investigate the properties of the language networks we will analyse a number of standard network characteristics: the distribution  $P(k)$  of node degrees, average node degree  $\langle k \rangle$ , average clustering coefficient  $\langle C \rangle$  and the average value of the shortest path length  $\langle l \rangle$  between the nodes of the network that are briefly described below.



**Fig. 2** Networked representation of the corpus of two sentences that share a single common word “вовк” (wolf). Panel **a**:  $L$ -space of human language. The co-occurring word-nodes are connected by a link. Panel **b**:  $P$ -space. In this space the links connect all word-nodes that belong to the same sentence. Hence, each sentence appears in the network as a complete subgraph (clique). Panel **c**:  $B$ -space. This space is represented by a bipartite network that contains two types of nodes: word-nodes and sentence-nodes. The links connect the nodes of different types only: sentences and the words that have been found within. Panel **d**:  $C$ -space. Here the nodes represent different sentences and the two nodes are connected if they share at least a single word.



The degree  $k_i$  of a node  $i$  is defined as the number of links that connect that node with the other nodes of the network. The set of all node degrees  $\{k_i\}$  may be characterized by their distribution  $P(k)$ : the probability that a randomly chosen node has  $k$  connections. Modifying the normalization condition one may consider  $P(k)$  as the number of nodes whose degree equals to  $k$ . The distribution of node degrees contains all the necessary information about fluctuations of the node degree around its average value  $\langle k \rangle$  that is defined as

$$\langle k \rangle = \frac{1}{V} \sum_{i=1}^V k_i. \quad (8)$$

Here  $i$  runs over all  $V$  nodes of the network. Both the average degree  $\langle k \rangle$  and the shape of the degree distribution  $P(k)$  are key characteristics of the global network topology and its local fluctuations.

Networks with identical sequences of degrees may vary significantly due to the variations of the local connectivity patterns or correlations. One kind of correlation, the local grouping of network nodes, may be characterized by a clustering coefficient. The clustering coefficient  $C_i$  of node  $i$  is defined as the probability that two randomly selected neighbours are connected with each other:

$$C_i = \frac{2m_i}{k_i(k_i - 1)}, \quad (9)$$

where  $m_i$  is the number of links that interconnect the nearest neighbours of node  $i$ . The average value of clustering coefficient

$$\langle C \rangle = \frac{1}{V} \sum_{i=1}^V C_i \quad (10)$$

characterizes the local grouping in the entire network and may be used to compare the particular network with a random graph that lacks such correlations.

The shortest path length  $l_{ij}$  between two nodes  $i$  and  $j$  is defined as the minimal number of links that should be passed in order to reach node  $j$  starting at  $i$ . The average shortest path length

$$\langle l \rangle = \frac{2}{V(V-1)} \sum_{i>j} l_{ij} \quad (11)$$

is one of the characteristics of the network. Another characteristics of the network is the maximal value of the shortest path length  $l_{\max} = \max(\{l_{ij}\})$ .

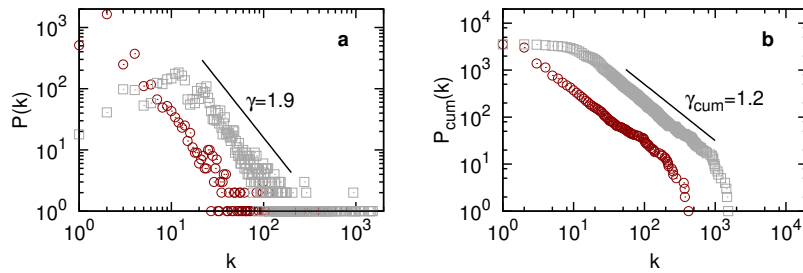
### 3.3 Ukrainian language networks

Having introduced the main network characteristics, let us investigate the properties of the language networks of the selected fables. These characteristics for three values of  $R$ :  $R = 1, 2$  and  $R_{\max}$  are summarized in Tab. 2, and will be discussed in detail below.

**Table 2** The basic quantitative characteristics of the investigated language networks for several values of  $R$ . The upper part of the table corresponds to the fable *Abu-Kasym's slippers*, the middle part corresponds to *Mykyta the Fox* and the bottom part represents the combined text of the two fables. The table contains the number of nodes  $V$ ; the number of links  $M$ ; average and maximal node degrees  $\langle k \rangle$  and  $k_{\max}$  respectively; the exponents  $\gamma$  and  $\gamma_{\text{cum}}$  of the power-law fit to the degree distribution (2) and cumulative degree distribution (12) respectively; the average clustering coefficient  $\langle C \rangle$  from Eq.(10) and its counterpart  $C_r$  of the corresponding random graph; and the average and maximal shortest path lengths between nodes  $\langle l \rangle$  and  $l_{\max}$ .

$R$	$V$	$M$	$\langle k \rangle$	$k_{\max}$	$\gamma$	$\gamma_{\text{cum}}$	$\langle C \rangle$	$\langle C \rangle / C_r$	$\langle l \rangle$	$l_{\max}$
1	2392	6273	5.24	228	1.9	1.2	0.172	78	3.43	11
2	2392	11475	9.59	391	2.0	1.2	0.567	141	2.90	7
$R_{\max}$	2392	48603	40.64	1134	1.9	1.4	0.841	50	2.22	4
1	3563	11102	6.23	419	1.9	1.1	0.214	122	3.30	11
2	3563	20063	11.26	665	1.8	1.2	0.588	186	2.85	7
$R_{\max}$	3563	65997	37.05	1526	1.9	1.3	0.822	79	2.27	5
1	4823	16580	6.88	537	1.9	1.1	0.243	170	3.24	11
2	4823	29916	12.41	868	1.8	1.2	0.585	227	2.83	7
$R_{\max}$	4823	107750	44.68	2185	2.0	1.3	0.818	88	2.50	5

The distributions of the node degrees  $P(k)$  for *Mykyta the Fox* in  $L$ - and  $P$ -spaces, which give the number of nodes with degree  $k$ , are shown in Fig. 3a. Besides the



**Fig. 3** *Mykyta the Fox*: node degree distributions (panel a) and cumulative node degree distributions (panel b) for  $R = 1$  (brown circles) and  $R = R_{\max}$  (grey squares). The solid lines are shown as the guides to the eye and represent the power law decay functions (2) in panel a and (12) in panel b with exponents  $\gamma = 1.9$  and  $\gamma_{\text{cum}} = 1.2$ , correspondingly.

peak around  $k \sim 10$ , observed in  $P$ -space, the tails of the distributions follow a straight line on a double logarithmic scale, and the functional dependence of the node degree distributions may therefore be described by the power law function. Similar dependencies describe degree distributions of *Abu-Kasym's slippers* and the combination of the two fables. The exponent of the power law decay function (2) fluctuates around  $\gamma = 1.9$  to 2.0, but the sizes of the investigated networks do not allow one to make more precise estimations. In order to justify the power law behaviour of the degree distribution, we additionally consider the cumulative node degree distribution:

$$P_{\text{cum}}(k) = \sum_{k'=k}^{k_{\text{max}}} P(k'). \quad (12)$$

The corresponding dependencies for *Mykyta the Fox* are shown in Fig. 3b. The function  $P_{\text{cum}}(k)$  is smoother than  $P(k)$  and allows one to make a direct conclusion on the power-law behaviour of the degree distribution function.

A similar analysis for the English language has been performed for the British National Corpus<sup>4</sup> with  $V \sim 10^7$ . The analysis of this corpus (Ferrer i Cancho and Solé 2001b) demonstrates that the corresponding language network is scale-free, with power-law decay of the degree distribution  $P(k)$  characterized by two distinct regimes with the exponent  $\gamma = 1.5$  for  $k \leq 2000$  and  $\gamma = 2.7$  for  $k \geq 2000$ . We cannot, of course, claim that the values of the exponents which we have obtained for the two fables persist for the entire corpus of the Ukrainian language. Nor can we exclude the possibility of a crossover in the entire corpus of the type observed in (Ferrer i Cancho and Solé 2001b). However, the results of this pilot study demonstrate that the network of the Ukrainian language used, at least for the two fables analysed, is characterized by a scale-free topology.

Besides exhibiting scale-free topologies, many real networks tend to be small worlds (Albert and Barabási 2002, Watts 1999). A network is considered to be a small world if its average shortest path length  $\langle l \rangle$  increases with the number of nodes  $V$  slower than any power-law function (Dorogovtsev and Mendes 2003). Note for comparison that a regular  $d$ -dimensional lattice has  $\langle l \rangle \sim V^{1/d}$ . Small worlds are extremely compact; an arbitrary pair of nodes is separated just by a few links. The notion is known in sociology (where it originated), where it has been shown that two randomly chosen members of society are separated by an average of six intermediate relationships (Milgram 1967). Tab. 1 shows that for  $R = 1$  the maximal shortest path length for all three networks is  $l_{\text{max}} = 11$  and the average shortest path length is  $\langle l \rangle \sim 3$ . The average  $\langle l \rangle$  and the maximal  $l_{\text{max}}$  decreases with  $R$ , reaching about 4 or 5 for  $l_{\text{max}}$  and just above 2 for  $\langle l \rangle$  in  $P$ -space. Such behaviour is quite natural, since the number of links may only increase (or remain unchanged) with increasing  $R$  without affecting the number of nodes  $V$ . This extreme compactness suggests that the Ukrainian language networks used in the fables are characterized by the small-world effect, even though a strict conclusion would require a study

<sup>4</sup> The British National Corpus is a collection of samples of written and spoken language from a wide range of sources, designed to represent a wide cross-section of British English from the late twentieth century, <http://www.natcorp.ox.ac.uk/>.

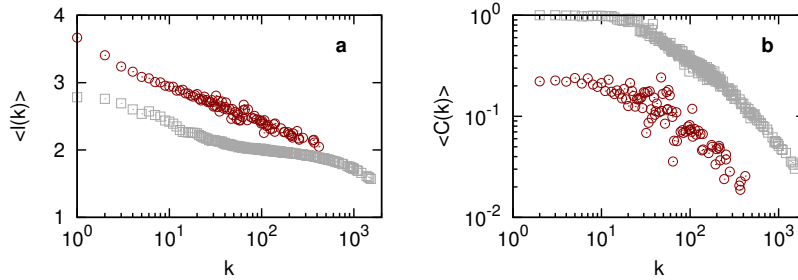
of size dependent evolution. For comparison, the average shortest path length  $\langle l \rangle$  for the above-mentioned English resource is  $\langle l \rangle = 2.63$  (Ferrer i Cancho and Solé 2001b).

Connected triangles of nodes are typical signs for the presence of correlations in networks. Defined in Eq.(10), the average clustering coefficient  $\langle C \rangle$  is expected to characterize this type of correlation. The clustering coefficient for a complete graph is  $\langle C \rangle = 1$  and it is  $\langle C \rangle = 0$  for a tree-like network. To characterize the level of these local correlations, the clustering coefficient of a network is usually compared to the one of a random graph with the same number of nodes  $V$  and links  $M$ , for which

$$C_r = \frac{2M}{V^2}. \quad (13)$$

Table 2 gives average values of the clustering coefficients  $\langle C \rangle$  and their ratios to the those for the corresponding random graphs  $C_r$ . Since the observed clustering coefficients  $\langle C \rangle$  vastly exceed their random counterparts  $C_r$ , the networks under consideration are well correlated structures. As expected, these correlations become stronger with the radius of interaction  $R$ , see Tab. 2.

Finally, let us investigate the influence of the node degree  $k$  on the distance that separates the node from the rest of the network and on the connectivity patterns of its neighbourhood. The first of these (distance) is quantified by the average shortest path length  $\langle l(k) \rangle$  from a node of degree  $k$  to an arbitrary chosen reachable network node. The connectivity patterns of the neighboring nodes are described by the average clustering coefficient  $\langle C(k) \rangle$  of the nodes of degree  $k$ . Fig. 4a shows that the average distance  $\langle l(k) \rangle$  from a node of degree  $k$  to a randomly selected other node of the network monotonically decreases with  $k$ . This reflects the observation that the higher the degree of the node, the less distance separates the node from the rest of the network. This short-distance scenario for the hub nodes is complemented by the second scenario: the more neighbours the node has, the less connected these neighbours are amongst each other, see Fig. 4b. A high level of clustering coefficient is



**Fig. 4** *Mykyta the Fox*: average shortest path length  $\langle l(k) \rangle$  that separates a node of degree  $k$  from the other nodes of the network as a function of  $k$  (panel **a**), and the dependence of the average clustering coefficient  $\langle C(k) \rangle$  of a node with  $k$  neighbours on  $k$ . The  $L$ - ( $R = 1$ ) and  $P$ -spaces ( $R = R_{\max}$ ) are represented by dark circles and grey squares, respectively.

observed only for the nodes with small degree, and it decreases rapidly for higher degree nodes.

It is interesting to compare the results of our analysis with studies of collections of texts written in Portuguese and English, whose sizes ranged between 169 and 276425 words (Caldeira et al. 2006). The representation of texts used in (Caldeira et al. 2006) corresponds to  $P$ -space in our classification. However, unlike our investigation, a network of concepts has also been considered in (Caldeira et al. 2006) and could form the basis for a future study of fables. The quantitative characteristics of the corresponding network are  $\gamma = 1.6 \pm 0.2$ ,  $\langle l \rangle = 2.0 \pm 0.1$ ,  $l_{\max} = 4 \pm 1$ ,  $\langle C \rangle = 0.83 \pm 0.03$  and are in a good agreement with our results ( $\gamma = 2.0$ ,  $\langle l \rangle = 2.25$ ,  $l_{\max} = 5$ ,  $\langle C \rangle = 0.818$  for the combination of two fables). Such agreement is interesting, not only because the investigated networks correspond to different languages (English, Portuguese in Caldeira et al. (2006) and Ukrainian in our case), but mainly because it shows that the restriction to the specific subset of words (words-concepts) does not cause significant changes in the above-considered features of a language network.

## 4 Conclusions

In this article, a quantitative analysis of the word distribution in two fables written in Ukrainian by Ivan Franko (*Mykyta the Fox* and *Abu-Kasym's slippers*) has been performed. Our investigation consists of two distinct parts: analysis of the frequency-rank dependence (Zipf's law) and a deeper analysis of the structure of language using the tools developed within complex network science. A main purpose of analyzing the frequency-rank dependencies is to verify whether the texts under investigation are large enough to exhibit the expected statistical features. Having confirmed the validity of Zipf's law for the rank values in the range  $r = 20 - 3000$ , we have justified that these texts may be used to investigate deeper features of the Ukrainian language used in those fables.

The results of our investigation confirm that the network of the Ukrainian language used is a highly correlated, small world that is characterized by a scale-free topology. This is quite expected, since similar results have been formerly obtained for various other languages (Ferrer i Cancho and Solé 2001b, Caldeira et al. 2006, Zhou et al. 2008). The small-world effect highlights an extremely high level of compactness of such networks: despite the large size of the vocabulary used, a pair of randomly selected words is separated on average by only three steps. The high values for clustering coefficients observed in our analysis reflect the high level of correlations in the network structures. The empirical results obtained here may be used for a theoretical description of the evolution of language, which may be based on evolutionary game theory (Nowak and Krakauer 1999).

Some attempts have been made to explain features of language networks using the preferential attachment scenario (Albert et al. 1999); one attempts to consider such networks as the results of a growth process, wherein new words that join

the network tend to be connected to hubs with higher probability than to low degree nodes (Ferrer i Cancho and Solé 2001b, Caldeira et al. 2006, Dorogovtsev and Mendes 2001). It is worth noting that, following such an approach, the emergence of syntax is a consequence of the evolution of language (Ferrer i Cancho et al. 2005, Solé 2005).

Our analysis of language networks in different spaces shows that basic features, such as small-world effect or scale-free topology, are space independent and highlight the properties of the language itself rather than of a particular representation. This is strongly confirmed by our comparison of distinct networks in  $P$ -space, which shows that the restriction towards some categories of words does not cause significant changes in the features of these networks.

In this chapter we report on an attempt to analyze some properties of the Ukrainian language based on two narratives. On the one hand, indeed one has to take a larger database to study the entire language. On the other hand, as we show in section 2, the universal properties of word distribution already hold for our database. It gives hope that some universalities of language can be checked using this database too. Moreover, in similar studies texts of similar word numbers have been used, see e.g. Caldeira et al. (2006). An interesting question for further analysis might be to search the non-universal, specific properties of the language used in a given narrative or rather in a given group of narratives of a similar type. Could one identify (or even categorise) genres through such properties? A question of interest for the main readership (and authors) of this book probably would be whether quantitative features of the language of mythological narratives make them different from other texts? We think that analysis performed from such perspectives may lead to better understandings of what is still hidden in old narratives. In other words, this is a first step of a new programme and there is much more to do.

**Acknowledgements** It is our pleasure to thank the Editors of this book Ralph Kenna, Máirín Mac Carron, and Pádraig Mac Carron for their invitation to contribute and for their help and discussions during preparation of the manuscript. Yu.H. acknowledges useful discussions with Bernat Corominas-Murtra. This work was supported in part by the 7th FP, IRSES projects No. 295302 Statistical Physics in Diverse Realizations (SPIDER), No. 612707 Dynamics of and in Complex Systems (DIONICOS), by the COST Action TD1210 Analyzing the dynamics of information and knowledge landscapes (KNOWSCAPE) and by SNSF project No. 147609 Crowdsourced conceptualization of complex scientific knowledge and discovery of discoveries.

## References

1. Albert R., H. Jeong, and A.-L. Barabási, (1999). Diameter of the World-Wide Web. *Nature* **401** 130–131. doi: 10.1038/43601
2. Albert R., and A.L. Barabási, (2002). Statistical mechanics of complex networks. *Rev. Mod. Phys.* **74**, 47–97. doi: 10.1103/RevModPhys.74.47

3. Barceló-Coblijn L., B. Corominas-Murtra B., and A. Gomila, (2012). Syntactic trees and small-world networks: syntactic development as a dynamical process. *Adaptive Behavior* **20**(6), 427. doi: 10.1177/1059712312455439
4. Borge-Holthoefer J., and A. Arenas, (2010). Semantic networks: structure and dynamics. *Entropy* **12**, 1264–1302. doi: 10.3390/e12051264
5. Bornholdt S., and H. Schuster, (2003). (Eds.) *Handbooks of Graphs and Networks* (Wiley-VCH, Weinheim).
6. Caldeira S.M.G., T.C. Petit Lobão, R.F.S. Andrade, A. Neme, and J.G.V. Miranda, (2006). The network of concepts in written texts. *Eur. Phys. J. B* **49**, 523–529. doi: 10.1140/epjb/e2006-00091-3
7. Condon E.U., (1928). Statistics of vocabulary. *Science* **67**, 300. doi: 10.1126/science.67.1733.300
8. Corominas Murtra B., S. Valverde, and R.V. Solé, (2007). Emergence of scale-free syntax networks. preprint arXiv:0709.4344.
9. Corominas-Murtra B., R. Hanel, and S. Thurner, (2015). Understanding scaling through history-dependent processes with collapsing sample space. *PNAS* **112**, 5348–5353. doi: 10.1073/pnas.1420946112
10. Diestel R., (2005). *Graph Theory (Graduate Texts in Mathematics)* (Springer-Verlag, Heidelberg).
11. Dorogovtsev S.N., and J.F.F. Mendes, (2001). Language as an evolving word web. *Proc. R. Soc. B* **268**, 2603–2606. doi: 10.1098/rspb.2001.1824
12. Dorogovtsev S.N., and J.F.F. Mendes, (2003). *Evolution of Networks* (Oxford University Press, Oxford).
13. von Ferber C., T. Holovatch, Yu. Holovatch, and V. Palchykov, (2007). Network harness: Metropolis public transport. *Physica A* **380** 585–591. doi: 10.1016/j.physa.2007.02.101
14. von Ferber C., T. Holovatch, Yu. Holovatch, and V. Palchykov, (2009). Public transport networks: empirical analysis and modeling. *Eur. Phys. J. B* **68** 261–275. doi: 10.1140/epjb/e2009-00090-x
15. Ferrer i Cancho R., and R.V. Solé, (2001a). Two regimes in the frequency of words and the origin of complex lexicons: Zipf’s law revisited. *Journal of Quantitative Linguistics* **8**, 165–173. doi: 1076/jqul.8.3.165.4101
16. Ferrer i Cancho R., and R.V. Solé, (2001b). The small world of human language. *Proc. R. Soc. B* **268**, 2261–2265. doi: 10.1098/rspb.2001.1800
17. Ferrer i Cancho R., R.V. Solé, and R. Köhler, (2004). Patterns in syntactic dependency networks. *Phys. Rev. E* **69**, 051915. doi: 10.1103/PhysRevE.69.051915
18. Ferrer i Cancho R., (2005). The variation of Zipf’s law in human language. *Eur. Phys. J. B* **44**, 249–257. doi: 10.1140/epjb/e2005-00121-8
19. Ferrer i Cancho R., O. Riordan, and B. Bollobás, (2005). The consequences of Zipf’s law for syntax and symbolic reference. *Proc. R. Soc. B* **272**, 561–565. doi: 10.1098/rspb.2004.2957
20. Holovatch Yu., and V. Palchykov, (2007). Mykyta the Fox and networks of language. *J. Phys. Stud.* **11**, 22–33 (in Ukrainian).
21. de Jesus Holanda A., I. Torres Pisa, O. Kinouchi, A. Souto Martinez, and E.E. Seron Ruiz, (2004). Thesaurus as a complex network. *Physica A* **344**, 530–536. doi: 10.1016/j.physa.2004.06.025
22. Kanter I., and D.A. Kessler, (1995). Markov processes: linguistics and Zipf’s law. *Phys. Rev. Lett.* **74**, 4559–4562. doi: 10.1103/PhysRevLett.74.4559
23. Li W., (1992). Random texts exhibit Zipf’s-law-like word frequency distribution. *IEEE Trans. Inform. Theory* **38**, 1842–1845. doi: 10.1109/18.165464
24. Masucci A.P., and G.J. Rodgers, (2006). Network properties of written human language. *Phys. Rev. E* **74**, 026102. doi: 10.1103/PhysRevE.74.026102
25. Milgram S., (1967). The small-world problem. *Psychol. Today* **2**, 61–67.
26. Montemuro M.A., (2001). Beyond the Zipf-Mandelbrot law in quantitative linguistics. *Physica A* **300**, 567–578. doi: 10.1016/S0378-4371(01)00355-7
27. Motter A.E., A.P.S. de Moura, Y.-C. Lai., and P. Dasgupta, (2002). Topology of the conceptual network of language. *Phys. Rev. E* **65**, 065102(R). doi: 10.1103/PhysRevE.65.065102

28. Newman M.E.J., (2010). *Networks: An Introduction* (Oxford University Press, Oxford, UK).
29. Newman M.E.J., (2012). Communities, modules and large-scale structure in networks. *Nature Phys.* **8** 25–31. doi: 10.1038/nphys2162
30. Nowak M.A., and D.C. Krakauer, (1999). The evolution of language. *Proc. Natl. Acad. Sci. USA* **96** 8028–8033. doi: 10.1073/pnas.96.14.8028
31. Petersen A.M., J.N. Tenenbaum, S. Havlin, H.E. Stanley, and M. Perc, (2012). Languages cool as they expand: Allometric scaling and the decreasing need for new words. *Scientific Reports* **2** 943. doi: 10.1038/srep00943
32. Sienkiewicz J., and J.A. Holyst, (2005). Statistical analysis of 22 public transport networks in Poland. *Phys. Rev. E* **72**, 046127. doi: 10.1103/PhysRevE.72.046127
33. Sigman M., and G.A. Cecchi, (2002). Global organization of the Wordnet lexicon. *Proc. Natl. Acad. Sci. USA* **99**, 1742. doi: 10.1073/pnas.022341799
34. Simon H.A., (1955). On a class of skew distribution functions. *Biometrika* **44**, 425–440. doi: 10.1093/biomet/42.3-4.425
35. Solé R., (2005). Syntax for free? *Nature* **434**, 289. doi: 10.1038/434289a
36. Solé R.V., B. Corominas-Murtra, S. Valverde, and L. Steels, (2010). Language networks: their structure, function, and evolution. *Complexity* **15**(6), 20. doi: 10.1002/cplx.20305
37. Solé R.V., and L.F. Seoane, (2014). Ambiguity in language networks. *The Linguistic Review* **32**(1), 5-35. doi: 10.1515/trl-2014-0014
38. Thurner S., R. Hanel, B. Liu, and B. Corominas-Murtra, (2015). Understanding Zipf’s law of word frequencies through sample-space collapse in sentence formation. *Journ. Royal Soc. Interface* **12**, 20150330. doi: 10.1098/rsif.2015.0330
39. Watts D.J., (1999). *Small Words* (Princeton University Press, Princeton, NJ).
40. Zhou S., G. Hu, Z. Zhang, and J. Guan, (2008). An empirical study of Chinese language networks. *Physica A* **387** 3039–3047. doi: 10.1016/j.physa.2008.01.024
41. Zipf G.K., (1935). *The Psycho-Biology of Language* (Houghton-Mifflin, Boston).
42. Zipf G.K., (1949). *Human Behaviour and the Principle of least Effort. An Introduction to Human Ecology*, 1st edn. Hafner reprint, New York, 1972, (Addison-Wesley, Cambridge).