

A Fast Algorithm for Solving Scalar Wave Scattering Problem by Billions of Particles

A.G. Ramm*, N. T. Tran†

Department of Mathematics

Kansas State University, Manhattan, KS 66506-2602, USA

*ramm@math.ksu.edu

†nhantran@math.ksu.edu

Abstract

Scalar wave scattering by many small particles of arbitrary shapes with impedance boundary condition is studied. The problem is solved asymptotically and numerically under the assumptions $a \ll d \ll \lambda$, where $k = 2\pi/\lambda$ is the wave number, λ is the wave length, a is the characteristic size of the particles, and d is the smallest distance between neighboring particles. A fast algorithm for solving this wave scattering problem by billions of particles is presented. The algorithm comprises the derivation of the (ORI) linear system and makes use of Conjugate Orthogonal Conjugate Gradient method and Fast Fourier Transform. Numerical solutions of the scalar wave scattering problem with 1, 4, 7, and 10 billions of small impedance particles are achieved for the first time. In these numerical examples, the problem of creating a material with negative refraction coefficient is also described and a recipe for creating materials with a desired refraction coefficient is tested.

Key words: wave scattering; small impedance particles; fast algorithm; billions of particles; negative refraction; meta-materials.

MSC: 35J05; 35J25; 70-08; 68W10; 74Q15.

* Mailing address: Mathematics Department, 138 Cardwell Hall, Manhattan, KS 66506

1 Introduction

Wave scattering is a natural phenomenon that happens in everyday life, for example, light scattering in the atmosphere, light scattering by cosmic dust and by the dust in atmosphere, sound wave scattering by packs of fish in the ocean, etc. Studying wave scattering is a subject that has attracted much attention from scientists and engineers since it has many practical applications, for example, in medical image processing, geophysical prospecting, quantum theory, materials science, etc. The wave scattering theory gives insights into the structure of the materials, see Ramm (1992) and Ramm (2005). Wave scattering by small particles was studied by Lord Rayleigh, see Rayleigh (1964), who understood that the main term in the scattered field is the dipole radiation. For particles of an arbitrary shape he did not give formulas for calculating the induced dipole moment with a desired accuracy for bodies of arbitrary shapes. This was done in Ramm (1970) and Ramm (2005). Scalar wave scattering by small impedance particles, developed in Ramm (2013b), and used in this paper, has practically important physical features: the field scattered by such particles is $O(a^{2-\kappa})$, as $a \rightarrow 0$, which is much larger than the field in Rayleigh scattering which is $O(a^3)$. Here a is the characteristic size of small particles and it is assumed that the boundary impedance of a particle is $\zeta = ha^{-\kappa}$, where h and $\kappa \in [0, 1)$ are constants. The theory of wave scattering by many small impedance particles of an arbitrary shape has been developed in Ramm (2013a) and Ramm (2013b), and is a basis for the computational results in this paper. Our basic physical assumptions are $a \ll d \ll \lambda$, where λ is the wavelength and d is the minimal distance between neighboring particles. The theory corresponding to the assumptions $a \ll \lambda \ll d$ is simple and has been used in many cases. It corresponds to the assumption that the effective field in the medium is equal to the incident field. In quantum mechanics it is called the Born approximation, and elsewhere the term weak scattering is used, see Ramm (1992) and Ramm (2005).

We do not assume that the particles are distributed in the vertices of a fixed grid with the step size d . They can be distributed randomly or not randomly. The small particles can be described by the inequality $ka \ll 1$, where k is the wave number, $k = 2\pi/\lambda$. In Ramm (2013b) one can find a detailed presentation of this theory. In Ramm (2013a) and Ramm (2013b) the developed theory has been applied to materials science: it was proved that by distributing small particles with prescribed boundary impedances in a given bounded domain, one can create materials with any desired refraction coefficient, in particular, with negative refraction coefficient, which is of interest for the theory of meta-

materials, see Eleftheriades and Balmain (2005).

Earlier numerical results on wave scattering by not more than one million particles, based on the above theory, were reported in Tran (2013) and Andriychuk & Ramm (2011). In this paper, for dealing with 10^{10} small impedance particles, an essentially novel computational procedure which requires parallel computations at a large scale is developed. The numerical solution of the wave scattering problem with so many small particles, ten billions, is obtained, apparently, for the first time. There are many papers on waves and static fields in the many-body systems. We mention just a few papers Greengard and Rokhlin (1987), Greengard and Rokhlin (1997), Darden et al. (1993), Phillips and White (1997). In these and many other papers in this area the theoretical basis for the computational results is quite different from ours, and there were no computational results on scattering by billions of particles, to our knowledge. In Section 3 the computational difficulties that we have faced and the methods to overcome these are briefly described.

In Section 2 the theory, on which the computational results are based, is outlined. In Section 3 a fast algorithm for solving wave scattering problem with many small impedance particles of arbitrary shapes is described. The algorithm is based on 3D convolution, Fast Fourier Transforms (FFT), and Conjugate Orthogonal Conjugate Gradient method (COCG), see Clemens and Weiland (2002); van der Vorst and Melissen (1990) and Hestenes and Stiefel (1952). It exploits the structure of the Green's function of the Helmholtz equation in the wave scattering problem and drastically reduces the total number of operations required for solving this problem. The fast computational methods, such as (FFT), have been widely used in various computational problems, see Hockney and Eastwood (1988); Tang et al. (2004) and Barrowes et al. (2001), but the scale of the problem we deal with requires new computational techniques briefly described in 3. Numerical examples are presented in Section 4 to illustrate the practical usage of the algorithm. In these numerical examples the algorithm is implemented in parallel and the scalar wave scattering problem is solved with one, four, seven, and ten billions of particles using Gordon super computer at the Extreme Science and Engineering Discovery Environment (XSEDE).

2 Scalar wave scattering by many small impedance particles

Consider a bounded domain $\Omega \subset \mathbb{R}^3$ filled with a material whose refraction coefficient is $n_0(x)$. The assumptions on this coefficient are formulated below (2.5). Suppose there are M small particles D_m distributed in Ω so that the minimal distance between neighboring particles, d , is much greater than the maximal radius of the particles, $a = \frac{1}{2} \max_{1 \leq m \leq M} \text{diam} D_m$, and much less than the wave length, λ , $a \ll d \ll \lambda$. Let D be the union of D_m , $D := \bigcup_{m=1}^M D_m$, $D \subset \Omega$, and $D' := \mathbb{R}^3 \setminus D$ be the exterior domain. Suppose that the boundary impedance of the m^{th} particle is ζ_m , $\zeta_m = \frac{h(x_m)}{a^\kappa}$, where $h(x)$ is a given continuous function in D such that $\text{Im } h \leq 0$ in D , and x_m is a point inside D_m . This point gives the position of the m^{th} particle in \mathbb{R}^3 . Let κ be a given constant, $\kappa \in [0, 1)$. The scattering problem is formulated as follows:

$$(\nabla^2 + k^2 n_0^2(x))u = 0 \quad \text{in } D', \quad k = \text{const} > 0, \quad ka \ll 1 \quad (2.1)$$

$$u_N = \zeta_m u \quad \text{on } S_m := \partial D_m, \quad \text{Im } \zeta_m \leq 0, \quad 1 \leq m \leq M, \quad (2.2)$$

$$u(x) = u_0(x) + v(x), \quad (2.3)$$

$$u_0(x) = e^{ik\alpha \cdot x}, \quad |\alpha| = 1, \quad (2.4)$$

$$v_r - ikv = o(1/r), \quad r := |x| \rightarrow \infty. \quad (2.5)$$

Here k is the wave number, $k = 2\pi/\lambda$, u_0 is the incident plane wave, v is the scattered wave, α is the direction of the incident wave, \vec{N} is the outer unit normal to S_m , the refraction coefficient $n_0(x) = 1$ in $\Omega' := \mathbb{R}^3 \setminus \Omega$. It is assumed that $n_0(x)$ is a Riemann-integrable function and that $\text{Im } n_0^2(x) \geq 0$ in Ω . Equation (2.5) is called the radiation condition. It was proved in Ramm (2013b) that if $\text{Im } n_0^2(x) \geq 0$ and $\text{Im } h(x) \leq 0$, then the scattering problem (2.1)-(2.5) has a unique solution and it can be found in the form

$$u(x) = u_0(x) + \sum_{m=1}^M \int_{S_m} G(x, t) \sigma_m(t) dt. \quad (2.6)$$

Note that u in (2.6) satisfies (2.1) and (2.5) for any σ_m . Thus, one just needs to find σ_m so that u satisfies (2.2).

In (2.6), $G(x, y)$ is the Green's function of the Helmholtz equation (2.1), G satisfies the equation

$$[\nabla^2 + k^2 n_0^2(x)]G = -\delta(x - y) \quad \text{in } \mathbb{R}^3 \quad (2.7)$$

and the radiation condition (2.5). The functions $\sigma_m(t)$ are unknown continuous functions. These functions are uniquely defined by the boundary condition (2.2), see Ramm (2013a). If $n_0^2 = 1$ in \mathbb{R}^3 , then

$$G(x, y) = \frac{e^{ik|x-y|}}{4\pi|x-y|}. \quad (2.8)$$

The assumption $n_0^2 = 1$ in \mathbb{R}^3 is not a restriction in the problem of creating materials with a desired refraction coefficient. In the general case, when n_0^2 is a function of x , the Green's function G has to be computed.

From (2.6), one gets

$$u(x) = u_0(x) + \sum_{m=1}^M G(x, x_m) Q_m + \sum_{m=1}^M \int_{S_m} [G(x, t) - G(x, x_m)] \sigma_m(t) dt, \quad (2.9)$$

where

$$Q_m := \int_{S_m} \sigma_m(t) dt. \quad (2.10)$$

It is proved in Ramm (2013b) that in (2.9)

$$|G(x, x_m) Q_m| \gg \left| \int_{S_m} [G(x, t) - G(x, x_m)] \sigma_m(t) dt \right|, \quad (2.11)$$

as $a \rightarrow 0$ and $|x - x_m| \geq a$. Therefore, the solution to the scattering problem can be well approximated by the sum

$$u(x) \sim u_0(x) + \sum_{m=1}^M G(x, x_m) Q_m. \quad (2.12)$$

Thus, instead of finding the unknown functions $\sigma_m(t)$ from a system of boundary integral equations, as is usually done when one solves a wave scattering problem, we just need to find the unknown numbers Q_m to get the accurate approximation of the solution. This makes it possible to solve problems with so large number of particles that it was not possible to do earlier.

To find the numbers Q_m , let us define the effective field $u_e(x)$. The effective field acting on the j^{th} particle is defined as follows

$$u_e(x_j) := u(x_j) - \int_{S_j} G(x_j, t) \sigma_j(t) dt, \quad (2.13)$$

or equivalently

$$u_e(x_j) = u_0(x_j) + \sum_{m=1, m \neq j}^M \int_{S_m} G(x_j, t) \sigma_m(t) dt, \quad (2.14)$$

where x_j is a point in D_j . The asymptotic formula for Q_m is derived in Ramm (2013b):

$$Q_m = -c_S a^{2-\kappa} h(x_m) u_e(x_m) [1 + o(1)], \quad a \rightarrow 0, \quad (2.15)$$

where $c_S > 0$ is a constant depending on the shape of the particle,

$$|S_m| = c_S a^2, \quad (2.16)$$

where $|S_m|$ is the surface area of S_m . If S_m is a sphere of radius a , then $c_S = 4\pi$. We assume for simplicity that c_S does not depend on m , that is, all the particles are of the same shape.

Let us derive a formula for the effective field. From (2.14)-(2.15) one gets

$$u_e(x_j) \simeq u_0(x_j) - c_S \sum_{m=1, m \neq j}^M G(x_j, x_m) h(x_m) u_e(x_m) a^{2-\kappa}, \quad (2.17)$$

as $a \rightarrow 0$ and $1 \leq j \leq M$.

Denote $u_j := u_e(x_j)$, $u_{0j} := u_0(x_j)$, $G_{jm} := G(x_j, x_m)$, and $h_m := h(x_m)$. Then (2.17) can be rewritten as a linear algebraic system for the unknown numbers u_m :

$$u_j = u_{0j} - c_S \sum_{m=1, m \neq j}^M G_{jm} h_m a^{2-\kappa} u_m, \quad \text{as } a \rightarrow 0, \quad 1 \leq j \leq M. \quad (2.18)$$

In (2.18), the numbers u_j , $1 \leq j \leq M$, are unknowns. We call (2.18) the *original linear algebraic system* (ORI). It was proved in Ramm (2013b) that under the assumptions

$$d = O\left(a^{\frac{2-\kappa}{3}}\right), \quad \text{and } M = O\left(\frac{1}{a^{2-\kappa}}\right), \quad \text{for } \kappa \in [0, 1), \quad (2.19)$$

the numbers u_j , $1 \leq j \leq M$, can be uniquely found by solving (ORI) for all sufficiently small a . If the numbers u_m are known, then the numbers Q_m can be calculated by formula (2.15) and the approximate solution to the wave scattering problem (2.1)-(2.5) can be computed by (2.12). *This solution is asymptotically exact as $a \rightarrow 0$.*

The method for solving many-body wave scattering problem, described above, differs in principle from the Fast Multipole Method (FMM), used in many papers, of which we mention just two: Greengard and Rokhlin (1987) and Greengard and Rokhlin (1997). The difference between FMM and our method briefly can be explained as follows: the theoretical basis is different, our method is developed for scattering by small impedance particles of arbitrary shapes and is based on the asymptotically exact formula for the field, scattered by one small particle, and on the assumption $d \gg a$; and we derive an integral equation for the limiting field in the medium consisting of many small particles as $a \rightarrow 0$. We do not use multipole expansions. One of the advantages of our method is in the asymptotic exactness of the method as $a \rightarrow 0$.

Next, let us derive the reduced order linear system for solving the wave scattering problem. Let Δ be an arbitrary subdomain of Ω . Assume that the distribution of particles in Δ satisfies this law

$$\mathcal{N}(\Delta) = \frac{1}{a^{2-\kappa}} \int_{\Delta} N(x) dx [1 + o(1)], \quad \text{as } a \rightarrow 0. \quad (2.20)$$

Here $N(x) \geq 0$ is a given continuous function in Ω . The function $N(x)$ and the number $\kappa \in [0, 1)$ can be chosen by the experimenter as he/she desired. The number $\mathcal{N}(\Delta)$ is the total number of the embedded particles in Δ .

Let Ω be partitioned into P non-intersecting sub-cubes Δ_p of side b such that $b \gg d \gg a$, where $b = b(a)$, $d = d(a)$, and $\lim_{a \rightarrow 0} \frac{d(a)}{b(a)} = 0$. Here $P \ll M$, and each sub-cube contains many particles. If the function $N(x)$ in (2.20) is continuous and $b \ll 1$, then

$$\mathcal{N}(\Delta_p) a^{2-\kappa} = N(x_p) |\Delta_p| [1 + o(1)] = a^{2-\kappa} \sum_{x_m \in \Delta_p} 1, \quad \text{as } a \rightarrow 0, \quad (2.21)$$

where $|\Delta_p|$ is the volume of Δ_p and $x_p \in \Delta_p$ is an arbitrary point, for example, the center of Δ_p . Thus, (2.18) can be rewritten as

$$u_q = u_{0q} - c_S \sum_{p=1, p \neq q}^P G_{qp} h_p N_p u_p |\Delta_p|, \quad \text{for } 1 \leq q \leq P, \quad (2.22)$$

where $N_p := N(x_p)$ and x_p is a point in Δ_p , for example, the center of Δ_p . We call (2.22) the *reduced linear algebraic system* (RED). This system is much easier to solve since $P \ll M$.

Let $|\Delta_p| \rightarrow 0$. Then it follows from (2.22) that the limiting integral equation for $u = u(x)$ holds

$$u(x) = u_0(x) - c_S \int_{\Omega} G(x, y) h(y) N(y) u(y) dy, \quad \text{for } x \in \mathbb{R}^3, \quad (2.23)$$

if the assumption (2.20) is satisfied. The sum in (2.22) is the Riemannian sum for the integral in (2.23) which converges to this integral when $\max_p |\Delta_p| \rightarrow 0$ (see Ramm (2013b) for the proof of convergence).

Let

$$p(x) := c_S N(x) h(x). \quad (2.24)$$

Then (2.23) can be written as

$$u(x) = u_0(x) - \int_{\Omega} G(x, y) p(y) u(y) dy, \quad \text{for } x \in \mathbb{R}^3. \quad (2.25)$$

Here $u = u(x)$ is the limiting field in the medium created by embedding many small impedance particles distributed according to equation (2.20). We call (2.25) the *limiting integral equation* (IE).

Now, applying the operator $(\nabla^2 + k^2 n_0^2)$ to (2.25) and using the equation $(\nabla^2 + k^2 n_0^2)G(x, y) = -\delta(x - y)$, one gets

$$(\nabla^2 + k^2 n_0^2)u(x) = p(x)u(x). \quad (2.26)$$

This implies

$$(\nabla^2 + k^2 n^2)u = 0, \quad (2.27)$$

where

$$n^2(x) := n_0^2(x) - k^{-2} p(x), \quad (2.28)$$

and $n(x)$ is the new refraction coefficient of the limiting medium. Since $\text{Im} h(x) \leq 0$ and $\text{Im} n_0^2(x) \geq 0$, one concludes that $\text{Im} n^2(x) \geq 0$. From (2.28), one gets

$$p(x) = k^2 [n_0^2(x) - n^2(x)]. \quad (2.29)$$

By equation (2.24), $h(x)$ can be computed as

$$h(x) = \frac{p(x)}{c_S N(x)}. \quad (2.30)$$

This gives a method for creating new materials with a desired refraction coefficient $n(x)$ by embedding many small impedance particles into a given material with the original refraction coefficient n_0 using the distribution law (2.20).

3 A fast algorithm for solving wave scattering problem by billions of particles

For solving the (RED) linear system, one can use any iterative method, namely GMRES, see Saad and Schultz (1986). Since the order of (RED) can be made much smaller than that of (ORI), the computation is very fast. Therefore, our remaining goal is to develop a fast algorithm for solving (ORI) in order to get the solution of the scattering problem (2.1)-(2.5). Our algorithm is a combination of the Conjugate Orthogonal Conjugate Gradient (COCG) method, 3D convolution, and FFT. When one solves a linear algebraic system using iterations, matrix-vector multiplications are carried out in the iterative process. These multiplications take most of the computation time. If the linear system is very large, it takes a huge amount of time to finish only one matrix-vector multiplication in a standard way, since this multiplication is of the order $O(n^2)$. In some cases it is practically impossible to perform such computations, for example, when the system is dense and has more than one billion equations and unknowns. In this section we present an algorithm that greatly reduces the total number of operations (from $O(n^2)$ to $O(n \log n)$) and decreases the overall computation time of the iterative process by handling the matrix-vector multiplication by using 3D convolution and FFT.

There are numerous methods which also employ FFT to solve different problems, for example, Precorrected-FFT method for electrostatic analysis of complicated 3D structures Phillips and White (1997), or Particle mesh Ewald method for Ewald sums in large systems Darden et al. (1993), etc. Nevertheless, none of these papers deals with the scale that we face solving the scalar wave scattering problem with ten billion particles, i.e., solving a $10^{10} \times 10^{10}$ linear system. This is done for the first time in our work. We have to develop a new algorithm that can solve two major problems in our computing: memory and time. First, it is impossible to store a $10^{10} \times 10^{10}$ dense matrix in any currently available super computer. Suppose we use only single precision. Then it would take 800 million terabytes of memory to store only one matrix to do the computation, since each complex number is 8 bytes. Furthermore, we will suffer network latency and traffic jams which cause a halt in our computation if we use such an amount of memory in any parallel cluster. Second, it is impossible to do the computation at order $O(n^2)$ for a $10^{10} \times 10^{10}$ linear system in a reasonable and permitted time. We deal with the first computing problem, memory, by finding a way to store the $n \times n$ matrix in a 3D cube which is equivalent to only one $n \times 1$ vector in size and

avoid moving terabytes of data around. The second computing problem, time, is resolved by reducing the number of operations from $O(n^2)$ to $O(n \log n)$. The details on how to deal with these two major computing problems at our scale and how to set up the wave scattering problem in order to solve it in parallel clusters are described in this section.

Consider the following summation in the original linear system (2.18) of the wave scattering problem

$$\sum_{m=1, m \neq j}^M G(\mathbf{x}_j, \mathbf{x}_m) u(\mathbf{x}_m), \quad (3.1)$$

where by bold letters vectors are denoted. G in equation (3.1) is the Green's function of the form

$$G(\mathbf{x}_j, \mathbf{x}_m) = \frac{e^{ik|\mathbf{x}_j - \mathbf{x}_m|}}{4\pi|\mathbf{x}_j - \mathbf{x}_m|}, \quad (3.2)$$

where $\mathbf{x}_j, \mathbf{x}_m$ are the positions of the j^{th} and m^{th} particles in \mathbb{R}^3 , respectively. If we write $G(\mathbf{x} - \mathbf{y}) := G(\mathbf{x}, \mathbf{y})$, the summation in (3.1) will be

$$\sum_{m=1, m \neq j}^M G(\mathbf{x}_j - \mathbf{x}_m) u(\mathbf{x}_m), \quad (3.3)$$

which is a discrete convolution of G and u , $G * u$, if $m \neq j$ is dropped.

In the linear system (2.18), G is an $M \times M$ matrix, where M is the total number of particles, and u is an $M \times 1$ vector. When solving the linear system (2.18) using COCG iterative algorithm, the matrix-vector multiplication in (3.3) needs to be executed. If we do this matrix-vector multiplication in the standard way, it would take $O(M^2)$ operations. This is very expensive in terms of computation time if M is very large, for example, $M \geq 10^6$. Therefore, we have to find a new way to do the matrix-vector multiplication.

The convolution in (3.3) can be carried out by using Convolution theorem as follows:

$$G * u = \mathcal{F}^{-1}(\mathcal{F}(G * u)) = \mathcal{F}^{-1}(\mathcal{F}(G) \cdot \mathcal{F}(u)), \quad (3.4)$$

where the \cdot stands for the component-wise multiplication of two vectors and its result is a vector.

If particles are distributed uniformly, one can just use FFT to quickly compute this convolution. Otherwise, one can use Nonequispaced Fast Fourier Transform (NFFT), see Greengard and Lee (2004), Keiner et al. (2009), and Pippig and Potts

(2013). Our method is valid for variable $N(x)$, see formulas (2.22) and (2.23). Alternatively, one can just use the (RED) linear system or (IE) with much lower order to solve the wave scattering problem without using FFT nor NFFT. The theory in section 2 shows that the solution to (RED) or (IE) yields a solution to (ORI) with high accuracy, the error tends to zero as $a \rightarrow 0$.

To illustrate the idea, let us assume for simplicity that particles are distributed uniformly, that is, $N(x) = \text{const}$ in (2.20). Let $\mathbf{m} = (x_m, y_m, z_m)$ be the position of the m^{th} particle in \mathbb{R}^3 , where x_m , y_m , and z_m are real numbers. We will assume our domain is a unit cube (different domains can be treated similarly), this cube is placed in the first octant and the origin is one of its vertices, then \mathbf{m} can be rewritten as a product of the scalar factor $d > 0$ and a vector (m_1, m_2, m_3) :

$$\mathbf{m} = d(m_1, m_2, m_3), \quad (3.5)$$

where d is the distance between neighboring particles, a scalar, (m_1, m_2, m_3) is a vector whose components m_1 , m_2 , and m_3 are integers in $[0, b)$, and $b = M^{1/3}$ is the number of particles on a side of the cube.

In the convolution (3.3) suppose that $\mathbf{x}_j = d(j_1, j_2, j_3)$ and $\mathbf{x}_m = d(m_1, m_2, m_3)$, one can write (3.3) as

$$G * u = \sum_{m=1, m \neq j}^M G(\mathbf{x}_j - \mathbf{x}_m) u(\mathbf{x}_m) \quad (3.6)$$

$$= \sum_{\substack{m_1, m_2, m_3 = 0 \\ (m_1, m_2, m_3) \neq (j_1, j_2, j_3)}}^{b-1} G(j_1 - m_1, j_2 - m_2, j_3 - m_3) u(m_1, m_2, m_3). \quad (3.7)$$

This is a 3D convolution of G and u .

In order to do this convolution, we need to store matrix G as a vector. This reduces drastically the amount of memory for storing the original $M \times M$ matrix to a much smaller amount for storing an $M \times 1$ vector, which is also denoted by G . Since this vector depends on the three components, $G = G(j_1 - m_1, j_2 - m_2, j_3 - m_3)$ where $j_1, m_1, j_2, m_2, j_3, m_3$ are integers in $[0, b)$ and $(j_1, j_2, j_3) \neq (m_1, m_2, m_3)$, we can alternatively store it as a cube of size $b \times b \times b$. Similarly, vector $u(m_1, m_2, m_3)$ is also stored as a cube of size $b \times b \times b$. Each cube is a stack of planes which will be distributed across all machines in a cluster for parallelizing the computations and reducing moving data around to prevent traffic jam and network latency, see Figure 1. Each machine will work on its local data. Information can be shared among machines but as minimal as possible.

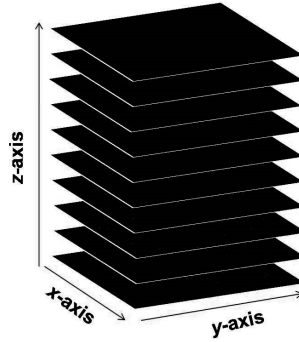
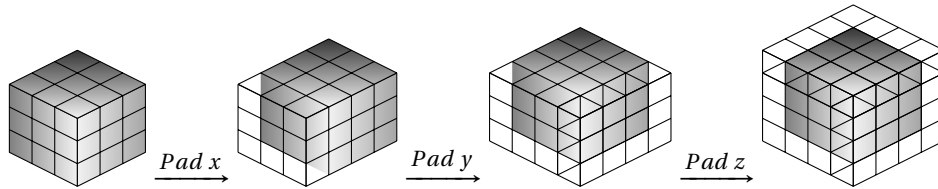


Figure 1: Dividing a cube into a stack of planes for storing across machines.

Matrix-vector multiplication is done via a function handle without storing any matrix.

When implementing the 3D convolution we need to pad the cubes G and u as follows:

- Pad in x-direction
- Pad in y-direction
- Pad in z-direction



For each direction, the padding is illustrated by this example

For G :

1	2	3	4	$\xrightarrow{\text{Pad}}$	1	2	3	4	3	2
5	6	7	8		5	6	7	8	7	6
9	10	11	12		9	10	11	12	11	10
13	14	15	16		13	14	15	16	15	14

For u :

$$\begin{array}{|c|c|c|c|} \hline 1 & 2 & 3 & 4 \\ \hline 5 & 6 & 7 & 8 \\ \hline 9 & 10 & 11 & 12 \\ \hline 13 & 14 & 15 & 16 \\ \hline \end{array} \xrightarrow{\text{Pad}} \begin{array}{|c|c|c|c|c|c|} \hline 1 & 2 & 3 & 4 & 0 & 0 \\ \hline 5 & 6 & 7 & 8 & 0 & 0 \\ \hline 9 & 10 & 11 & 12 & 0 & 0 \\ \hline 13 & 14 & 15 & 16 & 0 & 0 \\ \hline \end{array}$$

This means that we pad G using its entries and pad u with zeros. As described in the example above, for padding G we copy all columns except the first and the last ones and put them symmetrically through the last column. This will create a periodic signal G . In fact, if one places padded G continuously, one can see a periodic signal. Since we only need to perform linear convolution on M -length vectors, the result we need is an M -length vector. All the entries after the M -th entry in the convolution will be discarded. So, we pad u with zeros just to have the same length with the padded G to do the cyclic convolution in computer. Cyclic convolutions allow us to compute linear convolutions by means of Discrete Fourier Transforms (DFT). After padding G and u will have size $(2b - 2)^3$.

The Fourier transform and inverse Fourier transform are of order $O(n \log n)$, and vector pointwise multiplication is of order $O(n)$ if the vectors are $n \times 1$. In our case the total number of operations for computing $G * u = \mathcal{F}^{-1}(\mathcal{F}(G) \cdot \mathcal{F}(u))$ is

$$n \log n + n \log n + n + n \log n = O(n \log n), \quad n = (2b - 2)^3, \quad (3.8)$$

since the Fourier transforms $\mathcal{F}(G)$ and $\mathcal{F}(u)$ are of order $O(n \log n)$, the vector point-wise multiplication $\mathcal{F}(G) \cdot \mathcal{F}(u)$ is of order $O(n)$, and the inverse Fourier transform $\mathcal{F}^{-1}(\mathcal{F}(G) \cdot \mathcal{F}(u))$ is of order $O(n \log n)$. If we compare this with the standard matrix-vector multiplication which takes M^2 operations ($M = b^3$), this is a huge reduction of the number of operations and computation time, when M is very large, say $M \geq 10^9$.

This algorithm is applicable not only to solving scalar wave scattering problems but also to other PDE problems, for example, aeroacoustics, signal processing, propagator in quantum mechanics and quantum field theory, etc.

4 Numerical examples

The algorithm described in Section 3 is implemented in parallel using the Portable, Extensible Toolkit for Scientific Computation (PETSc) library developed at Argonne National Laboratory (ANL), see Balay et al. (2014). For implementing FFT, Fastest Fourier Transform in the West (FFTW) library is used, see Frigo and

Johnson (1998). The wave scattering problem is solved using Gordon super computer at XSEDE. "Gordon is a dedicated XSEDE cluster designed by Appro and SDSC consisting of 1024 compute nodes and 64 I/O nodes. Each compute node contains two 8-core 2.6 GHz Intel EM64T Xeon E5 (Sandy Bridge) processors and 64 GB of DDR3-1333 memory", see Strande et al. (2012). Table 1 shows the technical information of one compute node in Gordon. "The network topology

Table 1: Compute node Intel EM64T Xeon E5.

System Component	Configuration
Sockets	2
Cores	16
Clock speed	2.6 GHz
Flop speed	333 Gflop/s
Memory capacity	64 GB DDR3-1333
Memory bandwidth	85 GB/s
STREAM Triad bandwidth	60 GB/s

of Gordon is a 4x4x4 3D torus with adjacent switches connected by three 4x QDR InfiniBand links (120 Gbit/s). Compute nodes (16 per switch) and I/O nodes (1 per switch) are connected to the switches by 4x QDR (40 Gbit/s). The theoretical peak performance of Gordon is 341 TFlop/s", see Strande et al. (2012). Table 2 shows information about the network of Gordon.

Table 2: Network summary.

QDR InfiniBand Interconnect	
Topology	3D Torus
Link bandwidth	8 GB/s (bidirectional)
MPI latency	1.3 μ s

The program code is written in C & C++, compiled with Intel compiler, and linked with MPI library MVAPICH2. The code uses 64-bit integers and single precision. The relative error tolerance used for the convergence of COCG iterations is 2×10^{-5} .

We assume that the domain Ω , which contains all the particles, is a unit cube, placed in the first octant such that the origin is one of its vertices, and particles

are distributed uniformly in Ω . Suppose we want to create a new meta-material with the refraction coefficient $n(x) = -1$ in Ω given a material with the refraction coefficient $n_0(x) = 1$ by embedding many small particles into the given material. We assume the particles are spheres, so $c_S = 4\pi$. The new refraction coefficient is computed by the following formula

$$n(x) = [n_0^2(x) - k^{-2}c_S h(x)N(x)]^{1/2}, \quad (4.1)$$

where $N(x)$ and $h(x)$ are at our choices. For simplicity we choose $N(x) = 1$. The choice of $h(x)$ is subject to the physical condition $\text{Im}h \leq 0$. If $\text{Im}h(x) \leq 0$ and $\text{Im}n_0^2 \geq 0$, then $\text{Im}n^2(x) \geq 0$. The square root in formula (4.1) is of the form

$$z^{1/2} = |z|^{1/2} e^{i\frac{\phi}{2}}, \quad \phi := \arg z, \quad \phi \in [0, 2\pi]. \quad (4.2)$$

Formula (4.2) defines a one-valued branch of analytic function $z^{1/2}$ in the complex plane with the cut $[0, +\infty)$. If one wants to get $n = Be^{i(\pi-\epsilon)}$, where $B > 0$ and $\epsilon > 0$, then $n^2 = B^2 e^{i(2\pi-2\epsilon)}$. When $\epsilon > 0$ is very small, one gets practically negative refraction coefficient n . In this experiment, we choose $\text{Im}n = 0.001$. This violates the assumption $\text{Im}h(x) \leq 0$. To justify this violation for very small values of $\text{Im}h(x)$ we argue as follows. The integral equation (2.23) is an equation with compact integral operator T

$$Tu := c_S \int_D G(x, y) h(y) N(y) u(y) dy. \quad (4.3)$$

It is of Fredholm type with index zero. It is proved in Ramm (2013b) that equation (2.23) has at most one solution for $\text{Im}h \leq 0$. Therefore, the inverse operator $(I + T)^{-1}$ is bounded for $\text{Im}h \leq 0$. The set of boundedly invertible operators is open. Therefore the inverse operator $(I + T)^{-1}$ exists and is bounded also for sufficiently small $\text{Im}h \geq 0$.

The radius a of the particles and the distance d between neighboring particles are chosen so that

$$d = \frac{1}{M^{1/3}} = a^{\frac{2-\kappa}{3}}, \quad \text{and} \quad M = \frac{1}{a^{2-\kappa}}, \quad (4.4)$$

where M is the total number of particles embedded in the domain Ω . To solve (IE), we use a collocation method, dividing the domain into many sub-cubes, taking the collocation points as the centers of these cubes, and then approximating the integral equation by the corresponding Riemannian sum.

The following physical parameters are used to conduct the experiment:

- Speed of wave, $\nu = 34400$ cm/sec,
- Frequency, $f = 1000$ Hz,
- Wave number, $k = 0.182651$ cm $^{-1}$,
- Direction of plane wave, $\alpha = (1, 0, 0)$,
- The constant $\kappa = 0.5$,
- Volume of the domain that contains all particles, $|\Omega| = 1$ cm 3 ,
- Distribution of particles, $N = Ma^{2-\kappa}/|\Omega| = 1$, i.e. particles are distributed uniformly in the unit cube,
- Function $h(x) = 2.65481\text{E-}09 + i5.30961\text{E-}06$,
- Original refraction coefficient, $n_0 = 1+i0$,
- Desired refraction coefficient, $n = -1+i0.001$
 $(n = [n_0^2(x) - k^{-2}c_S h(x)N(x)]^{1/2} = [1^2 - 0.182651^{-2}4\pi(2.65481\text{E-}09 + i5.30961\text{E-}06)1]^{1/2} = -1+i0.001)$,
- Number of small subcubes after partitioning the domain Ω for solving (RED), $P = 8000$.
- Number of collocation points for solving (IE), $C = 64000$.

Table 3 and Figure 2 show the time usage in Gordon for solving the wave scattering problem with 1, 4, 7, and 10 billion particles using the algorithm described in Section 3. The computation time is measured by Service Unit (SU), 1 SU corresponds to 1 hour/core. Table 4 and Figure 3 show the differences

Table 3: Time usage for solving the wave scattering problem.

Number of particles	1 billion	4 billions	7 billions	10 billions
Time usage (second)	103	1076	2082	1674
Node usage	8	28	49	74
Number of SUs	3.66	133.90	453.41	550.56

(errors) between the solutions of (ORI) vs. (RED), (RED) vs. (IE), and (ORI) vs.

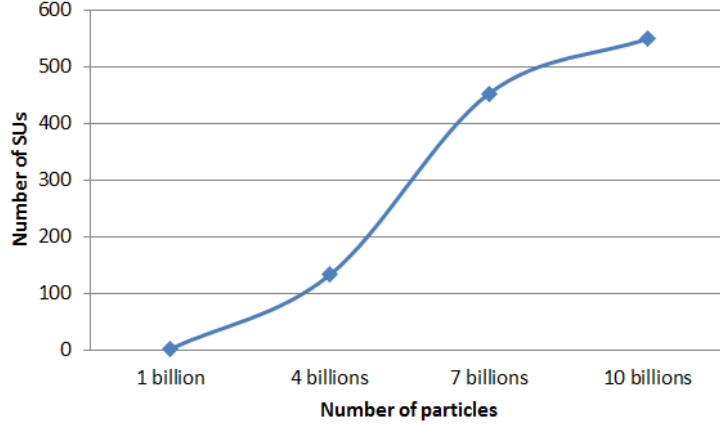


Figure 2: Time usage for solving the wave scattering problem.

(IE). Since the numbers of unknowns in (ORI), (RED), and (IE) are different, $M \gg P$ and $P < C$, we use interpolation procedure to compare their solutions. For example, let x and y be the solutions of (ORI) and (RED), respectively. We find all the particles x_i that lie in the subcube Δ_q corresponding to y_q and then find the difference $|x_i - y_q|$. Then, we compute

$$\sup_{y_q} \frac{1}{\mathcal{N}(\Delta_q)} \sum_{x_i \in \Delta_q} |x_i - y_q|, \quad (4.5)$$

where $\mathcal{N}(\Delta_q)$ is the number of particles in the subcube Δ_q . This gives the difference between the solutions of (ORI) and (RED). The solution differences between (RED) vs. (IE) and (ORI) vs. (IE) are computed similarly. The numbers in table 4 are rounded to the nearest ten-thousandths.

Table 4: Solution differences (errors).

Number of particles	1 billion	4 billions	7 billions	10 billions
(ORI) vs. (RED)	0.0045	0.0045	0.0045	0.0045
(RED) vs. (IE)	0.0022	0.0022	0.0022	0.0022
(ORI) vs. (IE)	0.0022	0.0022	0.0022	0.0022

For example, Figures 4, 5 and 6 display vertical slice planes of the solutions, scattering fields, of (ORI), (RED), and (IE), respectively, at the center of the domain Ω , when $M = 10^9$ particles, $P = 8000$ subcubes, and $C = 64000$ collocation

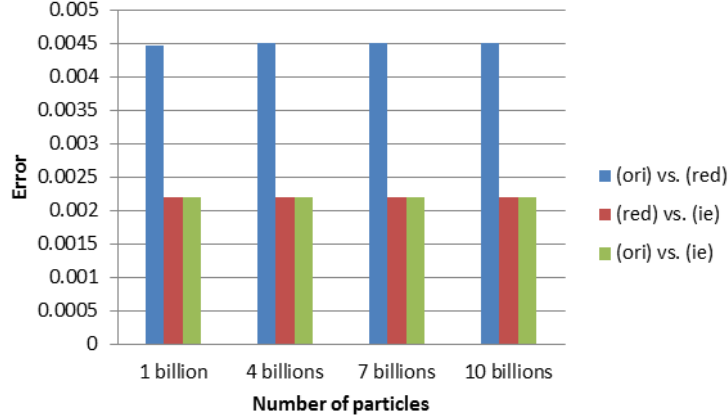


Figure 3: Solution differences (errors).

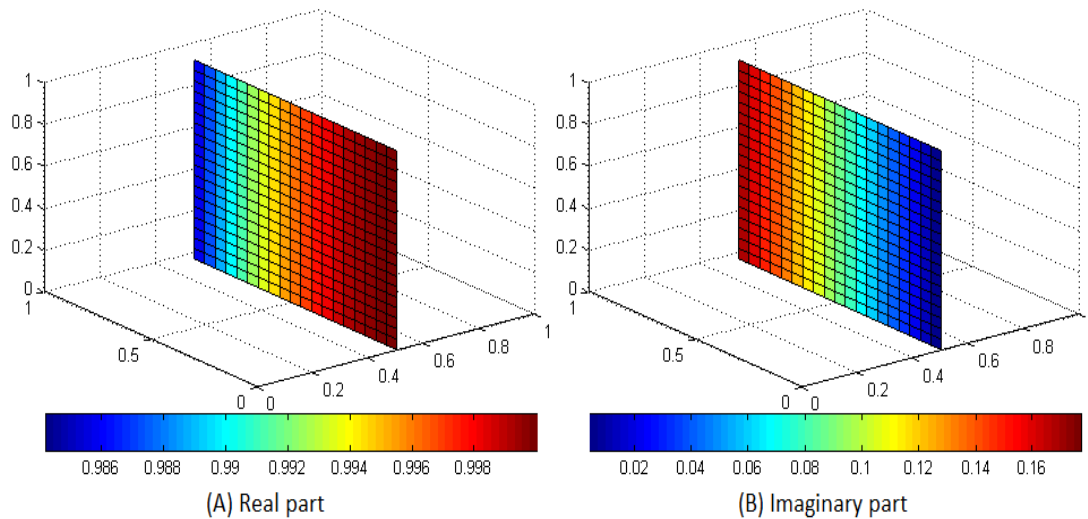
points. The relative errors of the convergence of the solutions to (ORI), (RED), and (IE) are $1.72448\text{E-}05$, $1.94613\text{E-}05$, and $1.93914\text{E-}05$, respectively. The relative errors are residual-based and computed using this ratio $\frac{\|r\|}{\|RHS\|}$, where r is the residual vector and RHS is the right-hand-side vector. The solution differences between (ORI) vs. (RED), (RED) vs. (IE), and (ORI) vs. (IE) are 0.0045, 0.0022, and 0.0022, respectively. The color bars indicate the values of the corresponding colors. The values used here are the real part and imaginary part of the scattering fields at the grid points on the slices.

For reference, tables 5, 6, and 7 show the solutions of (ORI), (RED), and (IE), respectively, at the grid points $5 \times 5 \times 5$ in the unit cube Ω .

5 Conclusions

The numerical results in this paper allow one to solve (ORI) for $1 \leq M \leq 10^{10}$. These results show that the solution by (RED) for $M = 10^{10}$ agrees with the solution by (ORI) with high accuracy (99.55 %), and agrees with the solution of (IE) also with high accuracy (99.78%). Therefore, practically for solving problems with $M \geq 10^6$ one may use (RED) or (IE). For solving the scattering problem for $M < 10^6$ numerically one can use (ORI). The accuracy of our numerical method is high if the quantity $ka + ad^{-1}$ is small. Furthermore, it is important to note that this method is of the same order as that of Fast Multipole Method (FMM), $O(n \log n)$. However, we do not use multipole expansions and our method is relatively easy to implement compared to FMM and it can give an asymptotically

exact solution to the wave scattering problem.

Table 5: Solution of (ORI) at the grid points $5 \times 5 \times 5$ in the cube.

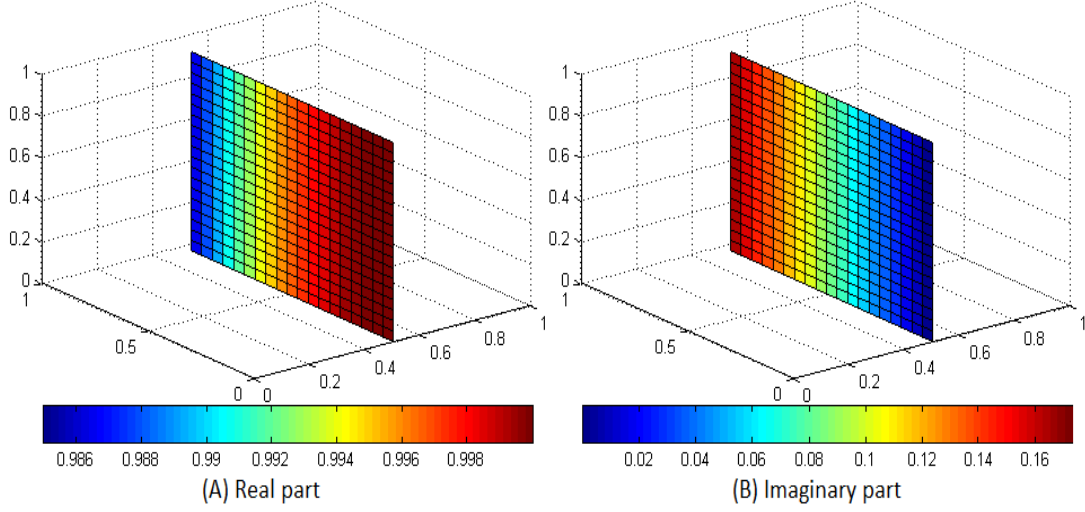


Figure 5: Solution of (RED) when $M = 10^9$ and $P = 8000$.

Table 6: Solution of (RED) at the grid points $5 \times 5 \times 5$ in the cube.

0.999999+0.000010i	0.999999+0.000010i	0.999999+0.000010i	0.999999+0.000010i	0.999999+0.000010i
0.999999+0.000010i	0.999999+0.000010i	0.999999+0.000010i	0.999999+0.000010i	0.999999+0.000010i
0.999999+0.000010i	0.999999+0.000010i	0.999999+0.000010i	0.999999+0.000010i	0.999999+0.000010i
0.999999+0.000010i	0.999999+0.000010i	0.999999+0.000010i	0.999999+0.000010i	0.999999+0.000010i
0.999999+0.000010i	0.999999+0.000010i	0.999999+0.000010i	0.999999+0.000010i	0.999999+0.000010i
0.999332+0.036532i	0.999332+0.036532i	0.999332+0.036532i	0.999332+0.036532i	0.999332+0.036532i
0.999332+0.036532i	0.999332+0.036532i	0.999332+0.036532i	0.999332+0.036532i	0.999332+0.036532i
0.999332+0.036532i	0.999332+0.036532i	0.999332+0.036532i	0.999332+0.036532i	0.999332+0.036532i
0.999332+0.036532i	0.999332+0.036532i	0.999332+0.036532i	0.999332+0.036532i	0.999332+0.036532i
0.999332+0.036532i	0.999332+0.036532i	0.999332+0.036532i	0.999332+0.036532i	0.999332+0.036532i
0.997331+0.073005i	0.997331+0.073005i	0.997331+0.073005i	0.997331+0.073005i	0.997331+0.073005i
0.997331+0.073005i	0.997331+0.073005i	0.997331+0.073005i	0.997331+0.073005i	0.997331+0.073005i
0.997331+0.073005i	0.997331+0.073005i	0.997331+0.073005i	0.997331+0.073005i	0.997331+0.073005i
0.997331+0.073005i	0.997331+0.073005i	0.997331+0.073005i	0.997331+0.073005i	0.997331+0.073005i
0.997331+0.073005i	0.997331+0.073005i	0.997331+0.073005i	0.997331+0.073005i	0.997331+0.073005i
0.993999+0.109381i	0.993999+0.109381i	0.993999+0.109381i	0.993999+0.109381i	0.993999+0.109381i
0.993999+0.109381i	0.993999+0.109381i	0.993999+0.109381i	0.993999+0.109381i	0.993999+0.109381i
0.993999+0.109381i	0.993999+0.109381i	0.993999+0.109381i	0.993999+0.109381i	0.993999+0.109381i
0.993999+0.109381i	0.993999+0.109381i	0.993999+0.109381i	0.993999+0.109381i	0.993999+0.109381i
0.993999+0.109381i	0.993999+0.109381i	0.993999+0.109381i	0.993999+0.109381i	0.993999+0.109381i
0.989341+0.145611i	0.989341+0.145611i	0.989341+0.145611i	0.989341+0.145611i	0.989341+0.145611i
0.989341+0.145611i	0.989341+0.145611i	0.989341+0.145611i	0.989341+0.145611i	0.989341+0.145611i
0.989341+0.145611i	0.989341+0.145611i	0.989341+0.145611i	0.989341+0.145611i	0.989341+0.145611i
0.989341+0.145611i	0.989341+0.145611i	0.989341+0.145611i	0.989341+0.145611i	0.989341+0.145611i
0.989341+0.145611i	0.989341+0.145611i	0.989341+0.145611i	0.989341+0.145611i	0.989341+0.145611i

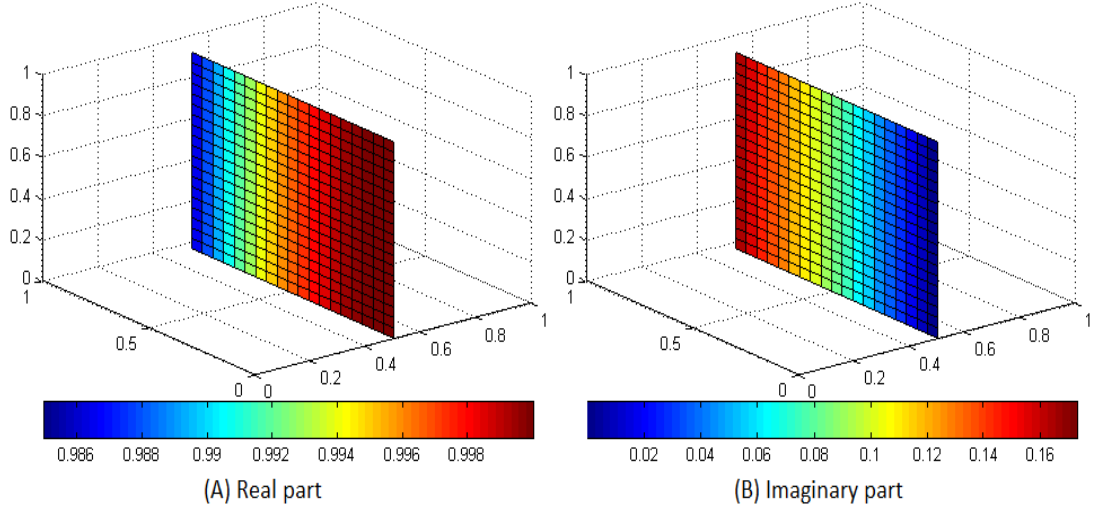


Figure 6: Solution of (IE) when $M = 10^9$, $P = 8000$, and $C = 64000$.

Table 7: Solution of (IE) at the grid points $5 \times 5 \times 5$ in the cube.

1.000000+0.000010i	1.000000+0.000010i	1.000000+0.000010i	1.000000+0.000010i	1.000000+0.000010i
1.000000+0.000010i	1.000000+0.000010i	1.000000+0.000010i	1.000000+0.000010i	1.000000+0.000010i
1.000000+0.000010i	1.000000+0.000010i	1.000000+0.000010i	1.000000+0.000010i	1.000000+0.000010i
1.000000+0.000010i	1.000000+0.000010i	1.000000+0.000010i	1.000000+0.000010i	1.000000+0.000010i
1.000000+0.000010i	1.000000+0.000010i	1.000000+0.000010i	1.000000+0.000010i	1.000000+0.000010i
0.999332+0.036532i	0.999332+0.036532i	0.999332+0.036532i	0.999332+0.036532i	0.999332+0.036532i
0.999332+0.036532i	0.999332+0.036532i	0.999332+0.036532i	0.999332+0.036532i	0.999332+0.036532i
0.999332+0.036532i	0.999332+0.036532i	0.999332+0.036532i	0.999332+0.036532i	0.999332+0.036532i
0.999332+0.036532i	0.999332+0.036532i	0.999332+0.036532i	0.999332+0.036532i	0.999332+0.036532i
0.999332+0.036532i	0.999332+0.036532i	0.999332+0.036532i	0.999332+0.036532i	0.999332+0.036532i
0.997332+0.073005i	0.997332+0.073005i	0.997332+0.073005i	0.997332+0.073005i	0.997332+0.073005i
0.997332+0.073005i	0.997332+0.073005i	0.997332+0.073005i	0.997332+0.073005i	0.997332+0.073005i
0.997332+0.073005i	0.997332+0.073005i	0.997332+0.073005i	0.997332+0.073005i	0.997332+0.073005i
0.997332+0.073005i	0.997332+0.073005i	0.997332+0.073005i	0.997332+0.073005i	0.997332+0.073005i
0.997332+0.073005i	0.997332+0.073005i	0.997332+0.073005i	0.997332+0.073005i	0.997332+0.073005i
0.994000+0.109381i	0.994000+0.109381i	0.994000+0.109381i	0.994000+0.109381i	0.994000+0.109381i
0.994000+0.109381i	0.994000+0.109381i	0.994000+0.109381i	0.994000+0.109381i	0.994000+0.109381i
0.994000+0.109381i	0.994000+0.109381i	0.994000+0.109381i	0.994000+0.109381i	0.994000+0.109381i
0.994000+0.109381i	0.994000+0.109381i	0.994000+0.109381i	0.994000+0.109381i	0.994000+0.109381i
0.994000+0.109381i	0.994000+0.109381i	0.994000+0.109381i	0.994000+0.109381i	0.994000+0.109381i
0.989342+0.145611i	0.989342+0.145611i	0.989342+0.145611i	0.989342+0.145611i	0.989342+0.145611i
0.989342+0.145611i	0.989342+0.145611i	0.989342+0.145611i	0.989342+0.145611i	0.989342+0.145611i
0.989342+0.145611i	0.989342+0.145611i	0.989342+0.145611i	0.989342+0.145611i	0.989342+0.145611i
0.989342+0.145611i	0.989342+0.145611i	0.989342+0.145611i	0.989342+0.145611i	0.989342+0.145611i
0.989342+0.145611i	0.989342+0.145611i	0.989342+0.145611i	0.989342+0.145611i	0.989342+0.145611i

Acknowledgements

This work used the Extreme Science and Engineering Discovery Environment (XSEDE), which is supported by National Science Foundation grant number OCI-1053575.

References

- Andriychuk, M. I., & Ramm, A. G. (2011). *Numerical solution of many-body wave scattering problem for small particles and creating materials with desired refraction coefficient*. INTECH Open Access Publisher.
- Balay, S., Abhyankar, S., Adams, M., Brown, J., Brune, P., Buschelman, K., Eijkhout, V., Gropp, W., Kaushik, D., Knepley, M., et al. PETSc users manual revision 3.5. Technical report, Argonne National Laboratory (ANL), 2014.
- Barrowes, B. E., Teixeira, F. L., & Kong, J. A. (2001). Fast algorithm for matrix-vector multiply of asymmetric multilevel block Toeplitz matrices in 3D scattering. *Microwave and Optical technology letters*, 31(1), 28-32.
- Clemens, M., Weiland, T. (2002). *Iterative methods for the solution of very large complex symmetric linear systems of equations in electrodynamics*. Technische Hochschule Darmstadt, Fachbereich, 18, 2002.
- Darden, T., York, D., and Pedersen, L. (1993). Particle mesh Ewald: An $N \cdot \log(N)$ method for Ewald sums in large systems. *The Journal of chemical physics*, 98(12), 10089-10092.
- Eleftheriades, G.V., and Balmain, K.G. (2005). *Negative-refraction metamaterials: fundamental principles and applications*. Wiley-Interscience.
- Frigo, M., and Johnson, S. G. (1998). FFTW: An adaptive software architecture for the FFT. In *Acoustics, Speech and Signal Processing, 1998. Proceedings of the 1998 IEEE International Conference on* Vol. 3, pp. 1381-1384, IEEE.
- Greengard, L., and Lee, J. Y. (2004). Accelerating the nonuniform fast Fourier transform. *SIAM review*, 46(3), 443-454.
- Greengard, L., Rokhlin, V. (1987). A fast algorithm for particle simulations, *J. Comp.Phys.*, 73, pp. 325-348.

- Greengard, L., Rokhlin, V. (1997). *A new version of the fast multipole method for the Laplace equation in three dimensions*, *Acta numerica*, 6, 629-669.
- Hestenes, M. R., and Stiefel, E. (1952). *Methods of conjugate gradients for solving linear systems* Vol. 49, pp. 409-436, *the National Bureau of Standards Research Journal*.
- Hockney, R. W., & Eastwood, J. W. (1988). *Computer simulation using particles*. CRC Press.
- Keiner, J., Kunis, S., & Potts, D. (2009). *Using NFFT 3—a software library for various nonequispaced fast Fourier transforms*. *ACM Transactions on Mathematical Software (TOMS)*, 36(4), 19.
- Phillips, J. R., and White, J. K. (1997). *A precorrected-FFT method for electrostatic analysis of complicated 3-D structures*. *Computer-Aided Design of Integrated Circuits and Systems, IEEE Transactions on*, 16(10), 1059-1072.
- Pippig, M., & Potts, D. (2013). *Parallel three-dimensional nonequispaced fast Fourier transforms and their application to particle simulation*. *SIAM Journal on Scientific Computing*, 35(4), C411-C437.
- Lord Rayleigh (1964), *Scientific papers*, Dover, New York.
- Ramm, A. G. (1970). *Approximate formulas for polarizability tensors and capacitances of bodies of arbitrary shapes and applications*. In *Doklady Acad. Sci. USSR* Vol. 195, pp. 1303-1306.
- Ramm, A. G. (1992). *Multidimensional inverse scattering problems* (Vol. 51). Longman Scientific & Technical.
- Ramm, A. G. (2005). *Inverse problems*, Springer, New York.
- Ramm, A. G. (2005). *Wave scattering by small bodies of arbitrary shapes*, World Sci. Publishers, Singapore.
- Ramm, A. G. (2013). *Many-body wave scattering problems in the case of small scatterers*. *Journal of Applied Mathematics and Computing*, 41(1-2), 473-500.
- Ramm, A.G. (2013). *Scattering of Acoustic and Electromagnetic Waves by Small Bodies of Arbitrary Shapes. Applications to Creating New Engineered Materials*, Momentum Press, New York.

- Saad, Y., and Schultz, M.H., 1986 GMRES: A generalized minimal residual algorithm for solving nonsymmetric linear systems, *SIAM Journal on scientific and statistical computing*, **7.3**, 856-869.
- Tang, Z., Duraiswami, R., & Gumerov, N. A. (2004). *Fast algorithms to compute matrix-vector products for pascal matrices*.
- Tran, N. T. (2013). *Numerical Solution of Many-body Wave Scattering Problem and Creating Materials with A Desired Refraction Coefficient*, *International Journal of Structural Changes in Solids (IJSCS)*, **5**, 27-38.
- van der Vorst, H. A., and Melissen, J. B. (1990). A Petrov-Galerkin type method for solving $Ax = b$, where A is symmetric complex. *IEEE Transactions on Magnetics*, **26(2)**, 706-708.
- Strande, S. M., Cicotti, P., Sinkovits, R. S., Young, W. S., Wagner, R., Tatineni, M., Hocks, E., Snavely, A. and Norman, M. (2012). *Gordon: design, performance, and experiences deploying and supporting a data intensive supercomputer*. In *Proceedings of the 1st Conference of the Extreme Science and Engineering Discovery Environment: Bridging from the eXtreme to the campus and beyond*, page 3. ACM.