

Network of Bandits

Raphaël Féraud

RAPHAEL.FERAUD@ORANGE.COM

Editor:

Abstract

The distribution of machine learning tasks offers several advantages for application purposes: scalability, reduction of costs and privacy. We propose a basic block, DISTRIBUTED MEDIAN ELIMINATION, which can be used to distribute the best arm identification task on the Mobile Edge Computing application servers. In comparison to MEDIAN ELIMINATION run on a single player, we showed a near optimal speed-up factor in $\mathcal{O}(\alpha \cdot N / K \ln^2 K)$, where K is the number of actions, N is the number of players, and $\alpha \in (0, 1/2]$. This speed-up factor is reached with a near optimal communication cost. Experiments illustrate and complete the analysis. In comparison to MEDIAN ELIMINATION performed on each player, according to the analysis DISTRIBUTED MEDIAN ELIMINATION shows practical improvements.

Keywords: distributed algorithm, multi-armed bandits, best arm identification, sample complexity.

1. Introduction

Since the beginning of this century a vast quantity of connected devices has been deployed. These devices dialog together through wired and wireless networks thus generating infinite streams of events. By interacting with streams of events, machine learning algorithms are used for instance to optimize the choice of ads on a website, to choose the best human machine interface, to recommend products on a web shop, to insure self-care of set top boxes, to assign the best wireless network to mobile phones. With the now rising *internet of things*, the number of autonomous devices further increases. For facing the increase of the Radio Access Network load, network equipment vendors and mobile operators specified a new network architecture: Mobile Edge Computing (MEC) provides IT and cloud computing capabilities within the Radio Access Network in close proximity to devices MEC white paper (2014). In this context, the distribution of machine learning algorithms on MEC offers decisive advantages:

- scalability, thanks to parallel processing,
- reduction of costs, thanks to the reduction of congestions through the network and to the removal of the centralized processing architecture,
- privacy, by locally processing the user's data.

However, the distribution of machine learning algorithms on datastreams raises two major concerns. Firstly, the cost of this distribution has to be precisely quantified and controlled. Indeed, the naive distribution of machine learning algorithms transmits each

incoming event on each device to all devices leading to a maximum communication cost in $\mathcal{O}(NT)$, where N is the number of players (i.e. MEC) and T the time horizon (i.e. the number of events). Secondly, the proliferation of autonomous machine learning algorithms, which choose actions for users, implies to control the potential cost of bad choices. We need algorithms with strong theoretical guarantees.

Most of applications necessitate to take and optimize decisions with a partial feedback. This well known problem is called *multi-armed bandits* (MAB). In its most basic formulation, it can be stated as follows: there are K decisions, each having an unknown distribution of bounded rewards. At each step, one has to choose a decision and receives a reward. The performance of a MAB algorithm is assessed in term of *regret* (or opportunity loss) with regards to the unknown optimal decision. Optimal solutions have been proposed to solve this problem using a stochastic formulation in Auer et al (2002), using a Bayesian formulation in Kaufman et al (2012), or using an adversarial formulation in Auer et al (2002). While these approaches focus on the minimization of the expected regret, the (ϵ, δ) -best-arm identification, based on the PAC setting Vailant (1984), focuses on the sample complexity (i.e. the number of time steps) needed to find an ϵ -approximation of the best arm with a failure probability of δ . This formulation has been studied for MAB problem in Even-Dar et al (2002); Bubeck et al (2009), for dueling bandit problem in Urvoy et al (2013), for linear bandit problem in Soare et al (2014), and for the contextual bandit problem in Féraud et al (2016).

Recent years have seen an increasing interest for the study of the collaborative distribution scheme: N players collaborate to solve a multi-armed bandit problem. The distribution of non-stochastic experts has been studied in Kanade et al (2012). The distribution of stochastic multi-armed bandits has been studied for peer to peer network in Szörényi et al (2013). In Hillel et al (2013), the analysis of the distributed exploration is based on the sample complexity need to find the best arm with an approximation factor ϵ . When only one communication round is allowed, an algorithm with an optimal speed-up factor of \sqrt{N} has been proposed. The algorithmic approach has been extended to the case where multiple communication rounds are allowed. In this case a speed-up factor of N is obtained while the number of communication rounds is in $O(\ln 1/\epsilon)$. The authors focused on the trade-off between the number of communication rounds and the number of pulls per player. This analysis is natural when one would like to distribute the best arm identification task on a centralized processing architecture. In this case, the bandwidth between processors is broad and the number of communication rounds is the true cost. The distribution of best arm identification task on MEC, that we would like to address is more challenging.

First of all, when bandit algorithms are deployed on MEC, the bandwidth between the MEC application servers can no longer be considered as broad. In this case, rather than the number of communications, the cost of communications is modeled by the number of transmitted bits. The first part of this study focuses on the analysis of the trade-off between the number of transmitted bits and the number of pulls per player. In the next section, we propose a distributed best arm identification algorithm, which is near optimal both in terms of number of pulls per player and in terms of number of transmitted bits, and which benefits from a speed-up factor in $\mathcal{O}(\alpha \cdot N / K \ln^2 K)$ with respect to MEDIAN ELIMINATION Even-Dar et al (2002) run on a single player.

More importantly, when bandit algorithms are deployed close to the user's devices, the event *player is active* is modeled by an indicator random variable. Indeed, a player can choose an action only when an uncontrolled event occurs such as: the device of a user is switched on, a user has launched a mobile phone application, a user connects to a web page... Unlike in Hillel et al (2013), where the draw of players is deterministic, here we consider that the players are drawn from a distribution. In the last part of the analysis, we provide an upper bound of the number of draws of players needed to identify the best arm.

2. Distributed Median Elimination

2.1 Problem setting

The distribution of the best arm identification task on the edge of the Radio Access Network is a collaborative game, where the players are the Mobile Edge Computing application servers. The players attempt to find the best arm as quickly as possible while minimizing the number of sent messages. There are two kinds of messages: the upward messages are sent from the MEC to the synchronisation server, and the downward messages are sent from the synchronisation server to all MEC (see Figure 1).

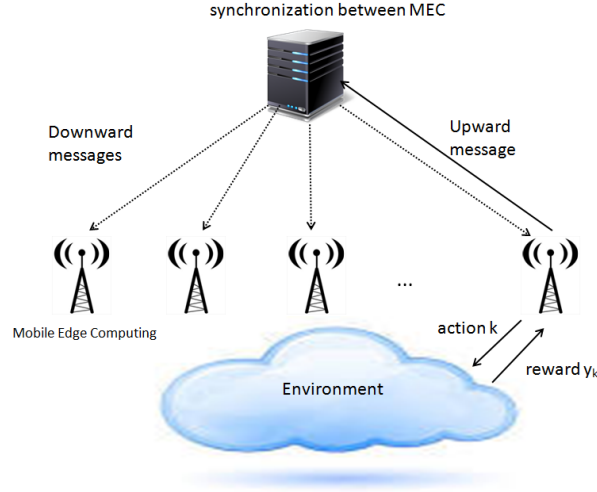


Figure 1: Principle: the events are processed on the Mobile Edge Computing (MEC) application servers, and the synchronization server shares information between MEC.

Let N be the number of players. To model the distribution of the best arm identification task on MEC, we assume that at each time step a player n is drawn according to a probability $P(z)$. Let $N_\gamma = |\{n \leq N, P(z = n) > \gamma\}|$ be the number of active players. Let \mathcal{A} be a set of K actions. Let $\mathbf{y} \in [0, 1]^K$ be a vector of bounded random variables, y_k be the random variable denoting the reward of the action k , and y_k^n be the random variable denoting the reward of the action k chosen by the player n . Let $\mu_k^n = \mathbb{E}[y_k^n] = \mathbb{E}[y_k \cdot \mathbb{1}_{z=n}]$ be the expected reward of the action k for the player n .

We study the distribution the best arm identification task (see Algorithm 1), when the two following assumptions hold.

Algorithm 1 DISTRIBUTED BEST ARM IDENTIFICATION TASK

Inputs: $\epsilon \in [0, 1)$, $\delta \in (0, 1]$
Output: an ϵ -approximation of the best arm with probability $1 - \delta$

```

1: repeat
2:   a player  $n \sim P(z)$  is drawn
3:   a downward message is allowed
4:   an action  $k \in \mathcal{A}$  is played
5:   a reward  $y_k^n \in [0, 1]$  is received
6:   an upward message is allowed
7: until  $|\mathcal{A}| = 1$ 
    
```

Assumption 1: the mean reward of an action does not depend on the player: $\forall n \in \{1, \dots, N\}$ and $\forall k \in \{1, \dots, K\}$, $\mu_k^n = \mu_k$.

Assumption 1 is used to restrict the studied problem to the distribution of the stochastic best arm identification task. We discuss the extension of this distribution scheme to the *contextual bandit problem* in the future works.

Assumption 2: each transmitted message through the communication network is coded using a binary code¹. For instance, when the synchronization server notifies to all players that the action $k = 7$ is eliminated, it sends to all players the code '111'.

2.2 Algorithm

Now, we can derive and analyze a simple and efficient algorithm to distribute the best arm identification task (see Algorithm 2). Each player collaborates with each other by sharing the same set of remaining actions \mathcal{A} . When a player n is drawn, it plays a remaining action k from \mathcal{A} . It receives a feedback y_k^n and uses it to update its estimated mean reward $\hat{\mu}_k^n$. Rather than to transmit the estimated mean reward to other players, which would lead to use a broad bandwidth, DISTRIBUTED MEDIAN ELIMINATION transmits to the synchronization server the actions k , that it would like to eliminate (Algorithm 2 function UpwardMessage(k, n) line 12). For the current player, the worst half actions are candidate for elimination when each remaining action has been played enough (Algorithm 2 condition line 8). When an upward message is received by the synchronization server from a player (Algorithm 3 function UpwardMessage(k, n) line 5), the flag λ_k^n corresponding to the tuple (action, player) is set to one. When the number of flags set to one for an action is enough high (Algorithm 3 condition line 7), the synchronization server sends this information to all players (Algorithm 3 function DownwardMessage(k) line 8), and the action is eliminated for all players (Algorithm 2 line 4). α is a parameter that allows tuning the tradeoff between the speed-up factor with respect to MEDIAN ELIMINATION run on a single player, and the communication cost. The closest to $1/2$ α is, the higher the communication cost, and the higher the speed-up factor.

1. a *prefix code* such as a truncated binary code or a Huffman code (see Cover and Thomas (2006)) would be more efficient. To simplify the exposition of ideas, we have restricted the analysis to binary code.

Algorithm 2 DISTRIBUTED MEDIAN ELIMINATION

Inputs: $\epsilon \in [0, 1)$, $\delta \in (0, 1]$, $N_\gamma \leq N$, $\alpha \in (0, 1/2]$
Output: an ϵ -approximation of the best arm with probability $1 - \delta$

```

1:  $\eta = (\delta/2)^{\frac{1}{\alpha \cdot N_\gamma}}$ ,  $l = 1$ ,  $\forall n$   $\eta_1^n = \eta/2$  and  $\epsilon_1^n = \epsilon/4$ ,  $\forall (k, n)$   $t_k^n = 0$ ,  $\hat{\mu}_k^n = 0$ ,  $\lambda_k^n = 0$ 
2: repeat
3:   Draw a player  $n \sim P(z)$ 
4:   If DownwardMessage(k) then  $\mathcal{A} = \mathcal{A} \setminus \{k\}$ 
5:   Play sequentially each action  $k \in \mathcal{A}$ 
6:   Receive  $y_k^n$ 
7:    $t_k^n = t_k^n + 1$ ,  $\hat{\mu}_k^n = \frac{y_k^n}{t_k^n} + \frac{t_k^n - 1}{t_k^n} \hat{\mu}_k^n$ 
8:   if  $\forall k$   $t_k^n \geq 4/(\epsilon_l^n)^2 \ln(3/\eta_l^n)$  then
9:     Let  $m_l^n$  be the median of  $\hat{\mu}_k^n$  such that  $\lambda_k^n = 0$ 
10:    for all  $k \in \mathcal{A}$  do
11:      if ( $\hat{\mu}_k^n < m_l^n$  and  $\lambda_k^n = 0$ ) then
12:        UpwardMessage(k, n),  $\lambda_k^n = 1$ 
13:      end if
14:    end for
15:     $\epsilon_{l+1}^n = 3\epsilon_l^n/4$ ,  $\eta_{l+1}^n = \eta_l^n/2$ ,  $l = l + 1$ 
16:  end if
17: until ( $\forall n, \sum_k \lambda_k^n = |\mathcal{A}| - 1$ )
    
```

Algorithm 3 SYNCHRONIZATION SERVER

```

1: Inputs:  $N_\gamma \leq N$ ,  $\alpha \in (0, 1/2]$ 
2: Output: an  $\epsilon$ -approximation of the best arm
3: Initialization:  $\forall (k, n)$   $\lambda_k^n = 0$ 
4: repeat
5:   if UpwardMessage(k, n) then
6:      $\lambda_k^n = 1$ 
7:     if ( $\sum_n \lambda_k^n \geq \alpha \cdot N_\gamma$ ) then
8:       DownwardMessage(k),  $\forall n$   $\lambda_k^n = 0$ 
9:     end if
10:  end if
11: until ( $\forall n, \sum_k \lambda_k^n = |\mathcal{A}| - 1$ )
    
```

3. Analysis

Theorem 1 states that in comparison to MEDIAN ELIMINATION Even-Dar et al (2002) run on each player (i.e. zero communication cost), the potential speed-up factor of DISTRIBUTED MEDIAN ELIMINATION is $\mathcal{O}(\alpha \cdot N/K \ln^2 K)$, while the communication cost is $2N(K - \frac{\alpha+1}{2})\lceil \log_2 K \rceil$ bits.

Definition 1: An ϵ -approximation of the best arm $k^* = \arg \max_{k \in \mathcal{A}} \mu_k$ is an arm $k \in \mathcal{A}$ such that $\mu_{k^*} \leq \mu_k + \epsilon$.

Theorem 1: *when $N_\gamma = N$ and $K \geq 2$ with a probability at least $1 - \delta$, DISTRIBUTED MEDIAN ELIMINATION finds an ϵ -approximation of the optimal arm, transmitting less than $2N(K - \frac{\alpha+1}{2})\lceil \log_2 K \rceil$ bits through the communication network and using*

$$t^* = \mathcal{O} \left(\frac{K^2 \cdot \ln^2 K}{\alpha \cdot N \cdot \epsilon^2} \ln \frac{1}{\delta} \right) \text{ pulls per player.}$$

The proof of Theorem 1 is based on two Lemmas.

Lemma 1: *when $N_\gamma = N$ $K \geq 2$ with a probability at least $1 - \delta$, DISTRIBUTED MEDIAN ELIMINATION finds an ϵ -approximation of the optimal arm, using*

$$t^* = \mathcal{O} \left(\frac{K^2 \cdot \ln^2 K}{\alpha \cdot N \cdot \epsilon^2} \ln \frac{1}{\delta} \right) \text{ pulls per player.}$$

Proof Using Lemma 1 in Even-Dar et al (2002), we state that each single player finds an ϵ -approximation of the best arm with a failure probability η . The analysis of the sample complexity of a single player departs from the one of MEDIAN ELIMINATION since the arms are eliminated only when the synchronization server sends an elimination message. As a consequence, even if a player has decided to eliminate an arm, it still plays this arm until enough players would like to eliminate it. From line 8 of Algorithm 2, the sample complexity of any single player n is:

$$t_n^* = \sum_{l=1}^{\log_2 K} \frac{4 \cdot K_l^n}{(\epsilon_l^n)^2} \ln \frac{3}{\eta_l^n},$$

where K_l^n is the number of actions at epoch l of the player n . We have $\eta_l^n = \eta/2^l$, $\epsilon_l^n = (3/4)^{l-1} \cdot \epsilon/4$, and $K_l^n \leq K$. We obtain:

$$t_n^* \leq \frac{16K}{\epsilon^2} \sum_{l=1}^{\log_2 K} \left(\frac{16}{9} \right)^{l-1} \left(l \ln 2 + \ln \frac{3}{\eta} \right).$$

This implies:

$$\begin{aligned} t_n^* &\leq \frac{16K \log_2 K}{\epsilon^2} \left(\frac{16}{9} \right)^{\log_2 K} \left(\log_2 K \ln 2 + \ln \frac{3}{\eta} \right) \\ &\leq \frac{16K^2 \log_2 K}{\epsilon^2} \left(\log_2 K \ln 2 + \ln \frac{3}{\eta} \right) \\ &\leq \frac{16K^2 \log_2 K}{\epsilon^2} \ln \frac{3}{\eta} (\log_2 K + 1) \\ &\Rightarrow t_n^* \leq \frac{32K^2 (\log_2 K)^2}{\epsilon^2} \ln \frac{3}{\eta} \end{aligned} \tag{1}$$

They are two possible reasons of failure at time t^* :

(1) The set of remaining arms does not contain an ϵ -approximation of the best arm: as an arm is eliminated only when $\alpha \cdot N$ players eliminate it, an ϵ -approximation of the best arm

is eliminated with a probability $\eta^{\alpha.N}$.

(2) The set of remaining arms contains a suboptimal arm: at least $(1 - \alpha).N$ players have not eliminate a suboptimal arm with a probability $\eta^{(1-\alpha).N}$. Then, $\alpha \leq 1/2$ implies $\eta^{(1-\alpha).N} \leq \eta^{\alpha.N}$.

So DISTRIBUTED MEDIAN ELIMINATION fails with a probability lower than $\delta = 2\eta^{\alpha.N}$. Replacing η by $(\frac{\delta}{2})^{\frac{1}{\alpha.N}}$ in inequality 1, we provide the upper bound of the number of pulls per player. ■

Lemma 2: *when $N_\gamma = N$, DISTRIBUTED MEDIAN ELIMINATION stops transmitting less than*

$$2N(K - \frac{\alpha + 1}{2})\lceil \log_2 K \rceil \text{ bits.}$$

Proof Each action is sent to the server no more than once per player. If the algorithm does not fail, at least $\alpha.N$ players do not send the code of the best action. Thus the number of upward messages is upper bounded by $N.K - \alpha.N$.

Then, the statement $\forall n \lambda_n^k = 0$ line 8 of algorithm 3 and the fact that no more than one action per player is sent to the server ensure that the synchronization server sends each suboptimal action only once. Thus the number of downward messages is $(K - 1).N$.

The optimal length of a binary code needed to code an alphabet of size K is $\lceil \log_2 K \rceil$. Thus, the total number of transmitted bits is upper bounded by $2N(K - \frac{\alpha+1}{2})\lceil \log_2 K \rceil$. ■

Theorem 2 shows that DISTRIBUTED MEDIAN ELIMINATION is near optimal both in terms of transmitted number of bits and number of pulls per player.

Theorem 2: *There exists a distribution D_γ such that,*

- *any distributed algorithm on N players needs to transmit at least $2N(K - 1)\lceil \log_2 K \rceil$ bits and to pull at least $\Omega(\frac{K}{N.\epsilon^2} \ln \frac{1}{\delta})$ times each player to find an ϵ -approximation of the best arm,*
- *there exists a single player algorithm that needs at most $O(\frac{K}{\epsilon^2} \ln \frac{1}{\delta})$ pulls to find an ϵ -approximation of the best arm.*

Proof MEDIAN ELIMINATION (Even Dar et al 2002) finds an ϵ -approximation of the best arm using at most $O(\frac{K}{\epsilon^2} \ln \frac{1}{\delta})$ pulls per player. Theorem 1 in Mannor and Tsitsiklis (2004) provides the lower bound of the number of pulls for a player. When N players collaborate to find the best arm, the maximum speed-up factor with respect to an optimal algorithm is N , otherwise one of them violates the lower bound. Then, let us assume that it exists an algorithm with a speed-up factor N that transmits less than $2N.(K - 1)\lceil \log_2 K \rceil$ bits. There are only three possibilities to achieve this goal:

- (1) a player does not transmit information about an action to the server,
- (2) or the server does not transmit an eliminated action to a player,
- (3) or this algorithm transmits less than $\lceil \log_2 K \rceil$ bits for each action.

If a player does not transmit an information about an action to the server (condition 1), then this action may not be eliminated. If this remaining action is not the optimal one, the algorithm fails or the speed-up factor N is not reached.

If an eliminated action is not transmitted to a player (condition 2), this player will not eliminate this action at time t^* . As a consequence, the speed-up factor N is not reached.

Thus, the number of sent messages cannot be less than $N.(K-1)$ upward messages plus $N(K-1)$ downward messages. The minimum information that can be transmitted about an action is its index. Using a binary code (see Assumption 2), the number of bits needed to transmit the index of an action cannot be less than $\lceil \log_2 K \rceil$ (condition 3). ■

The first part of the analysis shows that the proposed algorithm benefits from a near optimal theoretical speed-up factor in $\mathcal{O}(\frac{\alpha.N}{K \ln^2 K})$. However, when the best arm identification task is distributed on Mobile Edge Computing application servers, the load of servers depends on uncontrolled events, such as a user has launched a mobile phone application. We need to take into account the probability of players. A simple way to handle the case where some players have a low or even a zero probability is to use only the N_γ most active players to eliminate the actions. It requires a global knowledge of the distribution of players. The speed-up factor becomes $\alpha.N_\gamma$ instead $\alpha.N$, but one can insure that the proposed algorithm stops. Theorem 3 provides an upper bound of the number of draws of players (i.e. the time steps) needed to find an ϵ -approximation of the best arm with high probability.

Theorem 3: *with a probability at least $1 - 2\delta$, DISTRIBUTED ACTION SELECTION identifies the optimal arm, using*

$$\mathcal{O} \left(\frac{1}{\gamma} \left[\frac{K^2 \cdot \ln^2 K}{\alpha \cdot N_\gamma \cdot \epsilon^2} \ln \frac{1}{\delta} + \frac{K \cdot \ln K}{\epsilon} \sqrt{\frac{1-\gamma}{\alpha \cdot N_\gamma \cdot \delta}} \ln \frac{1}{\delta} \right] \right)$$

draws of players, where $N_\gamma = |\{n \leq N, P(z = n) > \gamma\}|$.

Proof Let T be the time step where each player $n \in \mathcal{N}_\gamma$ has been drawn at least t times. Let f be the number of times where a player has not been drawn at time step T . f follows a negative binomial distribution with parameters $t, 1 - \gamma$. By definition of the negative binomial distribution, We have:

$$\mathbb{E}[f] = \frac{(1-\gamma)t}{\gamma}, \text{ and } \mathbb{V}[f] = \frac{(1-\gamma)t}{\gamma^2}$$

Using the Chebyshev's inequality, we have:

$$\mathbb{P} \left(P(f) \geq \frac{(1-\gamma)t}{\gamma} + \epsilon \right) \leq \frac{(1-\gamma)t}{\epsilon^2 \gamma^2} = \delta$$

Then, we have:

$$\mathbb{P} \left(P(f) \geq \frac{(1-\gamma)t}{\gamma} + \frac{1}{\gamma} \sqrt{\frac{(1-\gamma)t}{\delta}} \right) \leq \delta$$

Let T^* be the time step needed to obtain t^* draws of each player. The number of draws T^* is the sum of the number of draws of the less pulled player and the draws which do not

contain this player. Hence, the following inequality is true with a probability $1 - 2\delta$:

$$\begin{aligned} T^* &\leq t^* + \frac{(1-\gamma)t^*}{\gamma} + \frac{1}{\gamma} \sqrt{\frac{(1-\gamma)t^*}{\delta}} \\ &\leq \frac{1}{\gamma} \left(t^* + \sqrt{\frac{(1-\gamma)t^*}{\delta}} \right) \end{aligned}$$

Then using Theorem 1 with N_γ players, and replacing t^* by its value, we provide the proof. ■

4. Experimentation

To illustrate and complete the analysis of the proposed algorithm, we consider two simple regret minimization problems. We compare DISTRIBUTED MEDIAN ELIMINATION with three baselines. MEDIAN ELIMINATION Even-Dar et al (2002) played independently on each player and MEDIAN ELIMINATION with an unlimited communication cost ($2NT$) illustrate the utility of the distribution approach. UCB Auer et al (2002) with an unlimited communication cost is used as a benchmark for the regret minimization problem. In term of regret minimization, in comparison to MEDIAN ELIMINATION Even-Dar et al (2002) run without constraints on number of transmitted bits, which benefits from an optimal sample complexity bound in $\mathcal{O}\left(\frac{K}{\epsilon^2} \ln \frac{1}{\delta}\right)$, the worst case for DISTRIBUTED MEDIAN ELIMINATION is when the N players are uniformly distributed. In this worst case the left term of Theorem 3 shows that the speed-up factor is less than $\mathcal{O}\left(\frac{\alpha}{K \ln^2 K}\right) \leq 1$, while the right term models the additional cost in terms of time steps of the low communication cost. In comparison to MEDIAN ELIMINATION run on a single player, the speed-up factor is still in $\mathcal{O}\left(\frac{\alpha N}{K \ln^2 K}\right)$. For the two regret minimization problems, we consider this worst case to compare the performances of the proposed algorithm with the three baselines.

4.1 Problem 1

There are 10 arms. The optimal arm has a mean reward $\mu_0 = 0.7$, the second one $\mu_1 = 0.5$, the third one $\mu_2 = 0.3$, and the other have a mean reward of 0.1. MEDIAN ELIMINATION was designed to be optimal for the worst case, where the arms have means close to each other. This toy problem, where a few number of arms have high mean rewards and the other low mean rewards, is difficult for MEDIAN ELIMINATION. Indeed, this algorithm suppresses half arms at each step without taking into account the gap with the estimated best arm. That is why despite its optimality, for this problem it can spend too much times to eliminate the suboptimal arms.

4.2 Problem 2

There are 10 arms. The optimal arm has a mean reward $\mu_0 = 0.3$, the second one $\mu_1 = 0.2$, and the other have a mean reward of 0.1. UCB is a fully-sequential approach that chooses at each step the arm with the maximum upper confidence bound. With regard to this more difficult problem, where the gap between arms is tighter, UCB algorithm will need more steps to play frequently the best arm. In contrast, MEDIAN ELIMINATION is a fixed-design

approach: whatever the gaps (i.e. the difficulty of the problem), it spends the same number of steps in exploration.

4.3 Discussion

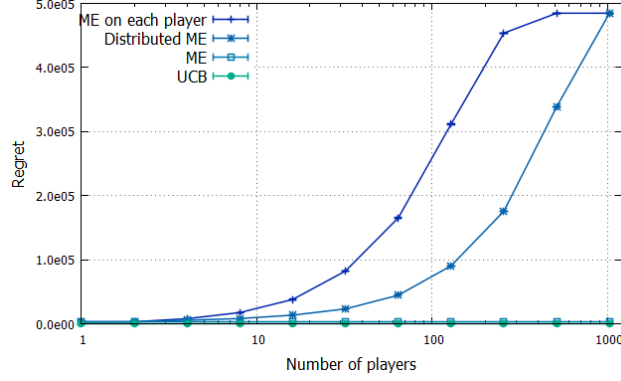


Figure 2: Problem 1: The number of players versus the regret at time horizon 10^6 averaged over 100 trials is plotted for each algorithm with $\epsilon = 0.5$ and $\delta = 0.05$.

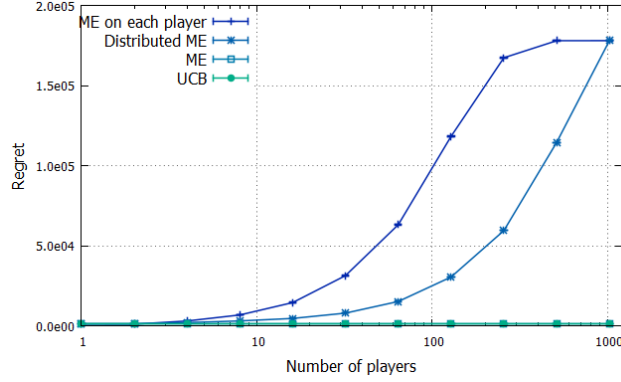


Figure 3: Problem 2: The number of players versus the regret at time horizon 10^6 averaged over 100 trials is plotted for each algorithm with $\epsilon = 0.5$ and $\delta = 0.05$.

The number of players versus the regret at time horizon is plotted for the two problems (see Figures 2 and 3). Firstly, we observe that whatever the number of players DISTRIBUTED MEDIAN ELIMINATION with a low communication cost is outperformed by MEDIAN ELIMINATION with an unlimited communication cost. For 1024 players, the expected number of events per player is lower than one thousand: DISTRIBUTED MEDIAN ELIMINATION and MEDIAN ELIMINATION performed on each player does not end the first elimination epoch. Secondly, for less than 1024 players, DISTRIBUTED MEDIAN ELIMINATION clearly outperforms MEDIAN ELIMINATION with a zero communication cost.

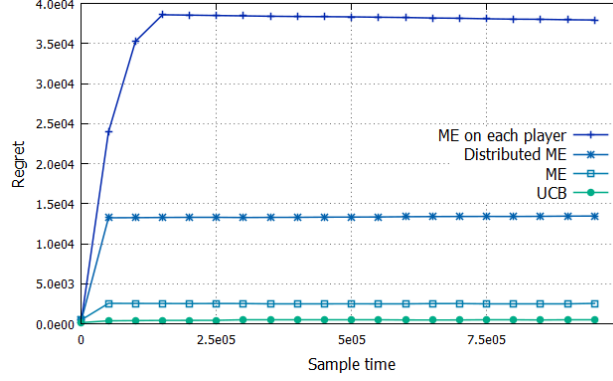


Figure 4: Problem 1: the time horizon versus the regret averaged over 100 trials is plotted for each algorithm with $\epsilon = 0.5$, $\delta = 0.05$, and $N = 16$.

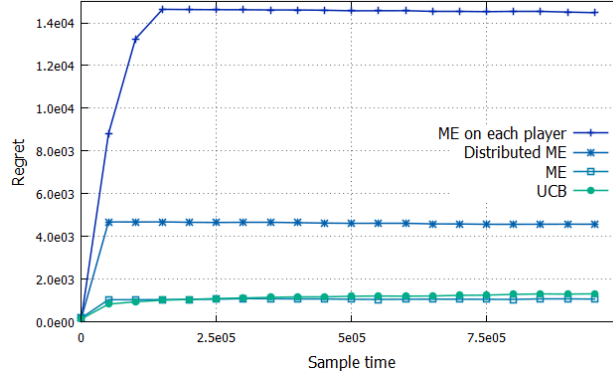


Figure 5: Problem 2: the time horizon versus the regret averaged over 100 trials is plotted for each algorithm with $\epsilon = 0.5$, $\delta = 0.05$, and $N = 16$.

The regret versus time step is plotted for the two problems using 16 players to distribute the decision task (see Figures 4 and 5). For the first problem (see Figure 4), where the gap is large, UCB with an unlimited communication cost benefits from its fully-sequential approach: it outperforms clearly MEDIAN ELIMINATION. The second problem is more difficult since the gap is tighter. As a consequence, the difference in performances between UCB and MEDIAN ELIMINATION is small (see Figure 5). DISTRIBUTED MEDIAN ELIMINATION uses 956 bits to distribute the best arm identification task on 16 players. It significantly outperforms MEDIAN ELIMINATION with zero communication cost on both problems. In comparison to MEDIAN ELIMINATION with an unlimited communication cost ($2T \times \log_2 K$), which uses 1000 times more bits to process a million of decisions, DISTRIBUTED MEDIAN ELIMINATION necessitates five times more steps to find the best arm.

5. Conclusion an future works

In order to distribute the best identification task as close as possible to the user’s devices, on the edge of the Radio Access Network, we have proposed a new problem setting, where the players are drawn from a distribution. We provided and analyzed the algorithm DISTRIBUTED MEDIAN ELIMINATION for this problem. We have showed that its communication cost is near optimal in terms of transmitted number of bits, while the number of pulls per player is near optimal. In two illustrative experiments, we have compared the proposed algorithm with three baselines: MEDIAN ELIMINATION with zero and unlimited communication costs, and UCB with an unlimited communication cost. According to the theoretical analysis, DISTRIBUTED MEDIAN ELIMINATION clearly outperforms MEDIAN ELIMINATION with a zero communication cost. Finally, this distribution approach provides a speed-up factor linear in terms of number of Mobile Edge Computing application server, facilitates privacy by processing data close to the end user, and in practice benefits of better performances.

These results are obtained when Assumption 1 holds: the mean reward of actions does not depend on the player. Future works will extend this distributed approach to the case where Assumption 1 does not hold, and in particular for the contextual bandit problem. Indeed, DISTRIBUTED MEDIAN ELIMINATION is a basic block, which can be extended to the selection of variables to build a distributed decision stump and then a distributed version of BANDIT FOREST (Féraud et al (2016)).

References

- Auer, P., Cesa Bianchi, N., Fischer, P.: Finite-time Analysis of the Multiarmed Bandit Problem, *Machine Learning*, 47, 235-256, 2002.
- Auer, P., Cesa-Bianchi, N., Freund, Y., Schapire, R. E.: The nonstochastic multiarmed bandit problem, *SIAM J. COMPUT.*, 32 48-77, 2002.
- Bubeck, S., Wang, T., Stoltz: Pure exploration in multi-armed bandits problems, *COLT*, 2009.
- Cover, T. M., Joy A. Thomas, T. A.: *Elements of Information Theory*, Wiley-Interscience, 2006.
- Even-Dar, E., Mannor, S., Mansour Y.: PAC Bounds for Multi-armed Bandit and Markov Decision Processes, *COLT*, 255-270, 2002.
- Féraud, R., Allesiardo, R., Urvoy, T., Clérot, F.: Random Forest for the Contextual Bandit Problem, *AISTATS*, 2016.
- Szörényi, B., Busa-Fekete, R., Hegedűs, I., Ormàndi, R., Jelasity, M., Kègl, B.: Gossip-based distributed stochastic bandit algorithms, *ICML*, 2013.
- Hillel, E., Karnin, Z., Koren, T. Lempel, R., Somekh, O.: Distributed Exploration in Multi-Armed Bandits, *NIPS*, 2013.
- Kanade, V., Liu Z., Radunović, B.: Distributed Non-Stochastic Experts, *NIPS*, 2012.
- Kaufman, E., Korda, N., Munos, R.: Thompson sampling: An asymptotically optimal finite time analysis, *COLT*, 2012.
- Mannor, S., and Tsitsiklis, J. N.: The Sample Complexity of Exploration in the Multi-Armed Bandit Problem, *JMLR*, 2004

Mobile Edge Computing Introductory Technical White Paper, etsi.org, 2014-09-01.

Soare, M., Lazaric, L., Munos, R.: Best-Arm Identification in Linear Bandits, NIPS, 2014.

Urvoy, T., Cl  rot, F., F  raud, R., Naamane, S.: Generic Exploration and K-armed Voting Bandits, ICML, 2013.

Valiant, L.: A theory of the learnable, Communications of the ACM, 27, 1984.