

Multi-particle correlations in transverse momenta from statistical clusters

Andrzej Bialas^a, Adam Bzdak^b

^aJagellonian University, M. Smoluchowski Institute of Physics, 30-348 Kraków, Poland

^bAGH University of Science and Technology, Faculty of Physics and Applied Computer Science, 30-059 Kraków, Poland

Abstract

We evaluate n -particle ($n = 2, 3, 4, 5$) transverse momentum correlations for pions and kaons following from the decay of statistical clusters. These correlation functions could provide strong constraints on a possible existence of thermal clusters in the process of particle production.

1. Observation of the positive short-range correlations between particles created in high-energy hadron collisions [1] is naturally interpreted as the consequence of production of particles in "clusters" [2, 3]. This effect was not unexpected, as the strong interaction between particles may easily lead to such clustering. The nature of these clusters and the actual mechanism of their formation remains, however, the subject of controversy even now.

In the present paper we continue the discussion [4, 5] of the consequences of the idea invoked in the statistical cluster model [6, 7], where clusters are treated as objects created by strong interaction in the state of local equilibrium and thus decaying into observed particles according to the Boltzmann distribution, characterized by the inverse cluster temperature $\beta = 1/T$. For a cluster moving with the four-velocity u^μ we have

$$dN_1(p; u) \sim e^{-\beta p_\mu u^\mu} d^2 p_\perp dy, \quad (1)$$

where p_\perp and y are the transverse momentum and rapidity of the final particle.¹ This can be rewritten as

$$e^{-\beta p_\mu u^\mu} = e^{-\beta \gamma_\perp m_\perp \cosh(y-Y) + \beta p_\perp u_\perp \cos(\phi_u - \phi)}, \quad (2)$$

where u_\perp , Y and ϕ_u are the cluster transverse four-velocity, rapidity and azimuthal angle, and ϕ is the azimuthal angle of the produced particle. Finally $m_\perp^2 = m^2 + p_\perp^2$, with m being the produced particle mass, and the transverse gamma factor $\gamma_\perp^2 = 1 + u_\perp^2$.

The distribution of the cluster 4-velocity was studied in [4] where it was observed that if γ_\perp is distributed according to the power law $\sim 1/\gamma_\perp^\kappa$, the single particle transverse momentum distribution

$$\frac{dN_1(p_\perp)}{dp_\perp^2} \sim \int_1^\infty \frac{d\gamma_\perp}{\gamma_\perp^\kappa} K_0(\beta \gamma_\perp m_\perp) I_0(\beta u_\perp p_\perp), \quad (3)$$

Email addresses: bialas@th.if.uj.edu.pl (Andrzej Bialas), bzdak@fis.agh.edu.pl (Adam Bzdak)

¹We checked that the Bose-Einstein distribution does not change significantly our results. There are only small corrections (of the order of 10 – 20%) for pions.

with I_0 and K_0 denoting the modified Bessel functions of the first and the second kind, follows to a good accuracy the Tsallis distribution [8], which is known to describe very well the p_\perp particle spectra [9–11]. Furthermore, it was shown in [5] that $T = 140$ MeV and $\kappa = 5$ provides a good description of pions and kaons in a broad range of p_\perp . This gives a possible estimate of T and κ . However, as pointed in Ref. [12] the single particle momentum distribution could be distorted by, e.g., secondary particles from resonance decays. We checked that even a substantially higher temperature (for example $T = 160$ MeV) does not modify our results significantly.

In our previous work [5], we evaluated some of the two-particle correlations resulting from the the production and decay of the uncorrelated statistical clusters. They present a rather stringent test of the model and can be confronted with experiment.

Measurements of the two-particle correlations alone, however, may not be sufficient to distinguish the idea of statistical clusters from the production of standard hadronic resonances, representing another possible interpretation of the observed two-particle correlations. It is thus interesting to evaluate and measure also multi-particle correlations, as they are strongly suppressed in resonance decays while there seems to be no obvious mechanism of such suppression in the decay of statistical clusters.

In this paper we discuss n -particle correlations in transverse momenta. It turns out that $C_n(p_{1\perp}, \dots, p_{n\perp})$ can be written in a simple analytical form, which can be directly compared with experiment.

2. If clusters are uncorrelated, the genuine n -particle correlation function (n -particle cumulant) is given by the n -particle distribution from decay of a single statistical cluster which reads

$$\frac{dN_n^{(1 \text{ cluster})}}{dy_1 d^2 p_{1\perp} \cdots dy_n d^2 p_{n\perp}} \sim \int_1^\infty \gamma_\perp^{-\kappa} d\gamma_\perp \int_0^{2\pi} d\phi_u \int dY G(Y) \times \quad (4)$$

$$\times \prod_{k=1}^n e^{-\beta \gamma_\perp m_{k\perp} \cosh(y_k - Y) + \beta p_{k\perp} u_\perp \cos(\phi_u - \phi_k)},$$

where $G(Y)$ is the rapidity distribution of clusters (which should roughly follow the rapidity distribution of the produced particles) and $u_\perp^2 = \gamma_\perp^2 - 1$.

In this formula the conservation laws are not included. If clusters are objects with well-defined energy, momentum and other quantum numbers, this may lead to error which scales as inverse of the number of particles in the cluster. However, it is not obvious to us that clusters are isolated from their environment. It is actually plausible that they exchange energy, momentum and particles with their neighbours and thus our canonical description may be an effective replacement of the exact calculation based on microcanonical ensemble with (unknown) mass, momentum and charge fluctuations.

Performing straightforward integration over ϕ_k (from 0 to 2π), y_k and ϕ_u we obtain

$$C_n(p_{1\perp}, \dots, p_{n\perp}) \sim \int_1^\infty \frac{d\gamma_\perp}{\gamma_\perp^\kappa} A(\beta \gamma_\perp m_{1\perp}, \dots, \beta \gamma_\perp m_{n\perp}) \prod_{k=1}^n I_0(\beta u_\perp p_{k\perp}), \quad (5)$$

where

$$A(\beta \gamma_\perp m_{1\perp}, \dots, \beta \gamma_\perp m_{n\perp}) = \int dY G(Y) \prod_{k=1}^n \int dy_k e^{-\beta \gamma_\perp m_{k\perp} \cosh(y_k - Y)}. \quad (6)$$

In the above formula the integration over y_k is performed over the specific rapidity bin, depending on an actual measurement. We note that this bin should be broad enough to capture a multi-particle

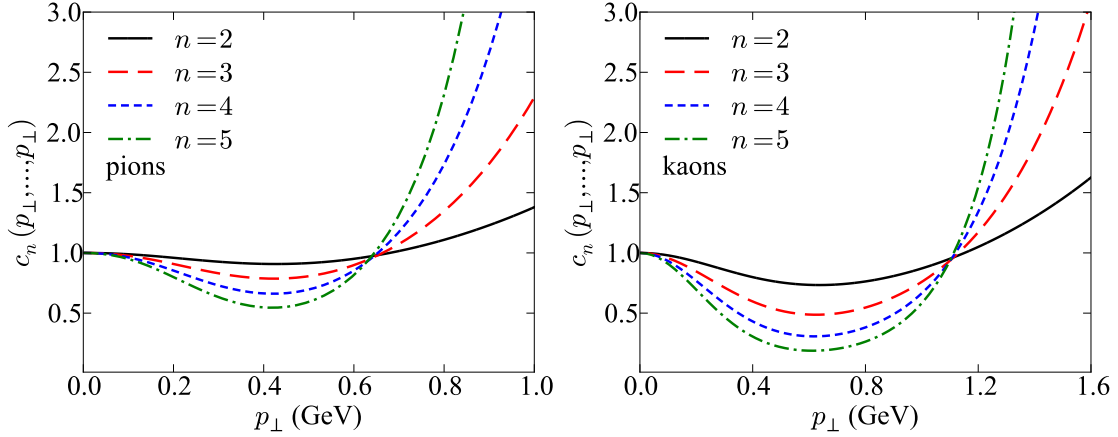


Figure 1: Multi-particle correlation functions, $c_n(p_\perp, \dots, p_\perp)$, for $n = 2, 3, 4, 5$ as a function of $p_\perp = p_{1\perp} = \dots = p_{n\perp}$ for pions (left plot) and kaons (right plot). The curves are scaled to unity at $p_\perp = 0$.

cluster. We found that C_n with $|y_k| < 2$ and $m_{k\perp} > 0.6$ GeV can be very well approximated by A with the integral from $-\infty$ to $+\infty$.³ In this case A is simply given by a product of K_0 functions and we obtain

$$C_n(p_{1\perp}, \dots, p_{n\perp}) \sim \int_1^\infty \frac{d\gamma_\perp}{\gamma_\perp^\kappa} \prod_{k=1}^n K_0(\beta\gamma_\perp m_{k\perp}) I_0(\beta u_\perp p_{k\perp}), \quad (7)$$

which does not depend on the specific shape of $G(Y)$.

In the following we present our results for

$$c_n(p_{1\perp}, \dots, p_{n\perp}) = \frac{C_n(p_{1\perp}, \dots, p_{n\perp})}{N_1(p_{1\perp}) \cdots N_1(p_{n\perp})}. \quad (8)$$

As a reminder, the only two free parameters of the model, $T = 140$ MeV and $\kappa = 5$, are fixed by fitting (3) to the pion and kaon transverse momentum spectra in p+p collisions at $\sqrt{s} = 2.76$ TeV [5].

In Fig. 1 $c_n(p_\perp, \dots, p_\perp)$, is plotted vs p_\perp for pions (left plot) and for kaons (right plot). As we are not interested in the overall normalisation of c_n only the ratio $c_n(p_\perp, \dots, p_\perp)/c_n(0, \dots, 0)$ is plotted. We observe a nontrivial dependence on p_\perp which is getting more pronounced with increasing n and particle mass. This dependence on p_\perp is not particularly intuitive since the distribution of particle momenta is determined by a subtle interplay between the temperature T and the power law γ_\perp distribution. However, we checked that if T goes to zero $c_n(p_\perp, \dots, p_\perp)$ explodes. This can be easily understood. For $T \rightarrow 0$ particles momenta from a cluster are solely determined by γ_\perp and are all identical (in the rest frame of a cluster all momenta are zero). It means that correlation between particles is the strongest possible.

In Fig. 2 we study c_n for pions (left plot) and kaons (right plot) in a different way. We fix $p_{k\perp} = p_0$ for $k = 1, 2, \dots, n-1$ and study the dependence of $c_n(p_0, \dots, p_0, p_{n\perp})/c_n(p_0, \dots, p_0, p_0)$ on

²Of course the broader rapidity bin the better.

³For smaller m_\perp corrections do not exceed 20%.

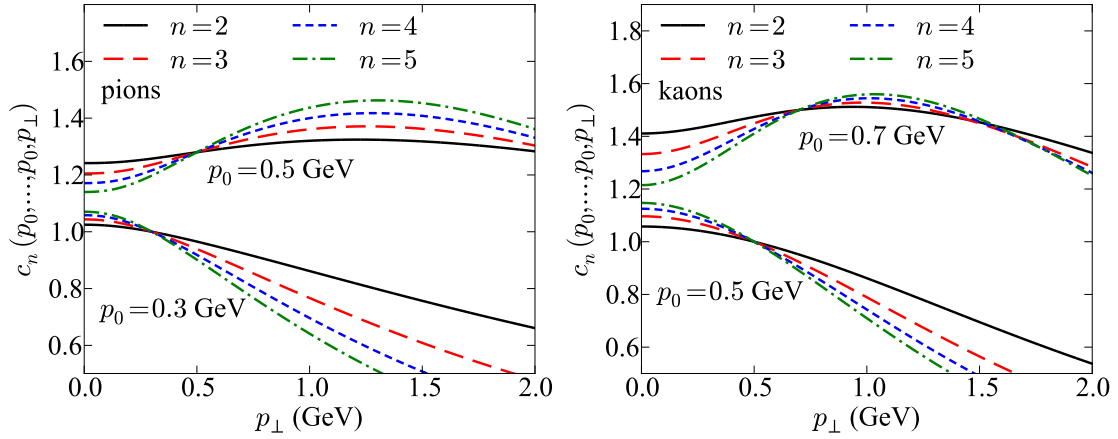


Figure 2: n -particle correlation functions for pions (left) and kaons (right), $c_n(p_0, \dots, p_0, p_\perp)$ for $n = 2, 3, 4, 5$ as a function of the transverse momentum of the n -th particle, p_\perp . The remaining $n - 1$ particles have fixed momenta $p_{k\perp} = p_0$, $k = 1, 2, \dots, n - 1$. For pions we choose $p_0 = 0.3$ and 0.5 GeV whereas for kaons we use $p_0 = 0.5$ and 0.7 GeV. The correlation functions are scaled to unity at $p_\perp = p_0$. For clarity the curves for $p_0 = 0.5$ GeV (pions) and $p_0 = 0.7$ GeV (kaons) are shifted vertically.

the transverse momentum of the last particle $p_{n\perp} = p_\perp$. We choose two values of $p_0 = 0.3$ and 0.5 GeV for pions, whereas for kaons we use $p_0 = 0.5$ and 0.7 GeV. The results shown in Fig. 2, can be easily understood. When one chooses a certain number of particles from the same cluster to have rather small transverse momenta, one selects a cluster with a small transverse velocity and consequently the last particle is expected to have small p_\perp as well. When p_0 increases, the last particle also tends to have larger p_\perp . In other words, depending on the value of p_0 , the correlation function $c_n(p_0, \dots, p_0, p_\perp)$ can be either decreasing or increasing function of p_\perp in the vicinity of p_0 . However it is somehow surprising that the correlation function is not peaked at $p_\perp = p_0$. We verified that this is the consequence of the non-zero temperature.

Finally, in Fig. 3 we present the results for a more practical situation. We integrate $n - 1$ particles over a range of transverse momenta and plot c_n as a function of p_\perp of the momentum of the remaining particle

$$c_n^{(\text{int } n-1)}(p_\perp) = \frac{\int dp_{2\perp}^2 \cdots dp_{n\perp}^2 C_n(p_\perp, p_{2\perp}, \dots, p_{n\perp})}{N_1(p_\perp) \int dp_{2\perp}^2 N_1(p_{2\perp}) \cdots \int dp_{n\perp}^2 N_1(p_{n\perp})}. \quad (9)$$

In Fig. 3 we show $c_n^{(\text{int } n-1)}(p_\perp)$, $n = 2, 3, 4, 5$, where the transverse momenta, $p_{2\perp}, \dots, p_{n\perp}$, are integrated from 0.2 to 1.5 GeV. We scale $c_n^{(\text{int } n-1)}(p_\perp)$ to 1 at $p_\perp = 0$.

3. To summarise, the formulae for the n -particle correlation functions in transverse momenta, following from the production and decay of the uncorrelated statistical clusters, were written down. Numerical evaluation of n -particle correlations, $n = 2, 3, 4, 5$, were presented and their specific features discussed. When compared with experimental data, they may serve as a test of the nature of the clustering effects observed since long time in multi-particle production.

Several comments are in order.

(i) The main goal of our investigation is to emphasize the importance of measurements of multi-particle short-range correlations as their presence could be the decisive argument in the

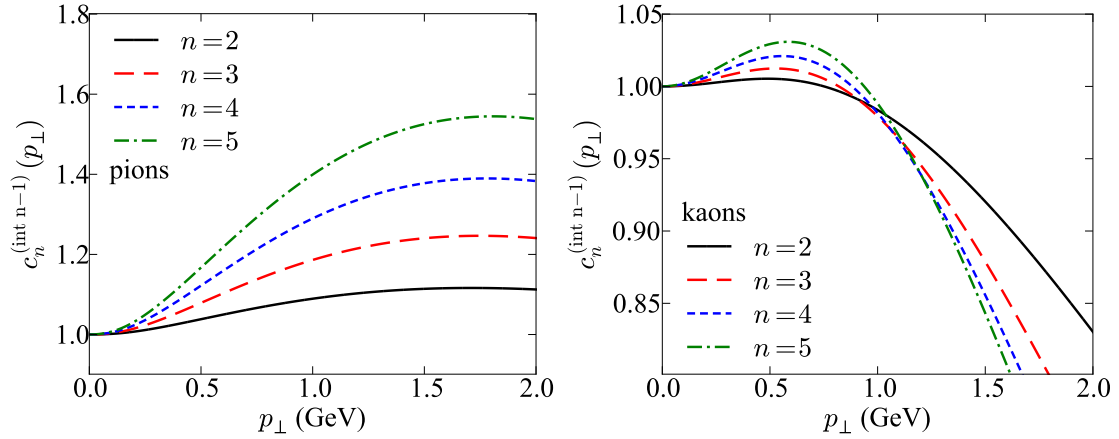


Figure 3: n -particle correlation functions for pions (left) and kaons (right) for integrated $n - 1$ transverse momenta in the range $0.2 < p_{k\perp} < 1.5$ GeV, $k = 2, 3, \dots, n$ as a function of p_{\perp} of the remaining particle. The curves are scaled to unity at $p_{\perp} = 0$.

discussion on the nature of clustering effects observed in many processes of multi-particles production. We hope that our semi-quantitative estimates shall be useful in the future experimental search.

(ii) To compare our results with experiment it is necessary to measure the genuine n -particle correlation functions, given by the n -particle cumulants C_n (see, e.g., [13]). For example

$$C_2(p_1, p_2) = N_2(p_1, p_2) - N_1(p_1)N_1(p_2), \quad (10)$$

and for three particles

$$C_3(p_1, p_2, p_3) = N_3(p_1, p_2, p_3) + 2N_1(p_1)N_1(p_2)N_1(p_3) - N_2(p_1, p_2)N_1(p_3) - N_2(p_1, p_3)N_1(p_2) - N_2(p_2, p_3)N_1(p_1), \quad (11)$$

where N_i are the standard (inclusive) i -particle densities. The expressions for up to six particles can be found, e.g., in Ref. [14], see also [13].

(iii) To illustrate the results, we evaluated numerically multi-particle correlations up to five particles. If needed, it is not difficult to perform similar evaluation for any number of particles.

Acknowledgments

This investigation was supported by the Ministry of Science and Higher Education (MNiSW), by founding from the Foundation for Polish Science, and by the National Science Centre (Narodowe Centrum Nauki), Grant Nos. DEC-2013/09/B/ST2/00497 and DEC-2014/15/B/ST2/00175.

References

- [1] For a review, see, e.g., W. Kittel and E. A. De Wolf, Soft multihadron dynamics (World Scientific, 2005).
- [2] A selection of some relevant works includes: A. Bialas, K. Fialkowski and K. Zalewski, Phys. Lett. B39 (1972) 211; F. Hayot and A. Morel, Nucl. Phys. B68 (1974) 323; Acta Phys. Pol. B4 (1973) 941; A. Morel and G. Plaut, Nucl. Phys. B78 (1974) 541.

- [3] F. Hayot, F.S. Henyey and M.Le Bellac, Nucl. Phys. B80 (1974) 77.
- [4] A. Bialas, Phys. Lett. B **747**, 190 (2015).
- [5] A. Bialas and A. Bzdak, Phys. Rev. D **93**, no. 9, 094015 (2016).
- [6] F. Becattini, arXiv:0901.3643 [hep-ph].
- [7] F. Becattini, hep-ph 9701275; published in Proc. of XXXIII Elosatron Workshop, Erice 1996, p.74; F. Becattini and U. W. Heinz, Z. Phys. C76 (1997) 269; Z. Phys. C76 (1997) 578.
- [8] C. Tsallis, J. Statist. Phys. **52**, 479 (1988).
- [9] C. Y. Wong and G. Wilk, Acta Phys. Pol. B43 (2012) 2047; Phys. Rev. D87 (2013) 114007.
- [10] C. Y. Wong, G. Wilk, L. J. L. Cirto and C. Tsallis, Phys. Rev. D **91**, no. 11, 114027 (2015).
- [11] M. D. Azmi and J. Cleymans, J. Phys. G **41**, 065001 (2014); Eur. Phys. J. C **75**, no. 9, 430 (2015).
- [12] F. Becattini and G. Passaleva, Eur. Phys. J. C **23**, 551 (2002).
- [13] R. Botet and M. Ploszajczak, Universal fluctuations: The phenomenology of hadronic matter (World Scientific Lecture Notes in Physics, 2002).
- [14] A. Bzdak and P. Bozek, Phys. Rev. C **93**, 024903 (2016).