

Universidade da Madeira
Centro de Ciencias Exactas e da Engenharia

PhD THESIS

presented in fulfilment of the requirement for
the degree of Doctor of Philosophy

Major: **Software Engineering**

Code Generation for Event-B

presented by

VÍCTOR ALFONSO RIVERA ZÚÑIGA

supervised by

NÉSTOR CATAÑO COLLAZOS

June 2014

JURY

Timothy Wahls	Dickinson College, USA	Reviewer
Camilo Rueda	Javeriana University, Colombia	Reviewer
Pedro Campos	University of Madeira, Portugal	Reviewer
José Carmo	University of Madeira, Portugal	Rector
Néstor Cataño	Madeira-ITI, Portugal	Supervisor

Code Generation for Event-B

To my parents and Laura Nogueira Mazaira.

Acknowledgments

The fulfilment of this thesis would not have been possible without the contribution of Néstor Cataño, my thesis supervisor. I want to thank him for his guidance during all this process, his encouragement, and dedication. Specially thanks for his support and patience. I also want to thank Camilo Rueda and Tim Wahls for their ideas, and discussions. Thanks to Madeira Interactive Technologies Institute (M-ITI - Portugal) and *Departamento Administrativo de Ciencia, Tecnología e Innovación* (Colciencias - Colombia) for funding my research over these years. Many thanks, from the bottom of my heart, to my mother Esperanza Zúñiga (R.I.P.) and my father Luis Rivera for their love and their enthusiasm that have carried me out this far.

I apologize to all those not mentioned that have helped me in one way or another. Even though I have unconsciously omitted their names, I am very grateful for the help they provided.

This work was supported by the Portuguese Foundation for Science and Technology (FCT) grant PTDC/EIA-CCO/105034/2008 (FAVAS: A Formal Verification for real-time Systems), and Colciencias, The Colombian Agency for Science and Technology Development.

Contents

1	Introduction	14
1.1	Thesis overview	18
2	Background	21
2.1	The B method	21
2.1.1	An Example in B	22
2.1.2	Tool support for B	24
2.2	The Event-B Method	24
2.2.1	An example in Event-B	26
2.3	Tool support for Event-B	27
2.3.1	Rodin Proof Obligations	27
2.4	The Java Modeling Language (JML)	29
2.4.1	Tool support for JML	31
2.5	Dafny	32
2.6	Software Design Patterns	33
3	Translating B Machines to JML Specifications	34
3.1	The Translation from B to JML	36
3.1.1	Translating Substitutions	36
3.1.2	Beyond Substitutions	40
3.2	The <i>B2Jml</i> Tool	43
3.3	Using the <i>B2Jml</i> Tool	43
3.3.1	Generating JML-annotated Abstract Java Classes	44
3.4	Conclusion	46
4	Translating Event-B Machines to JML Specifications	47
4.1	The Translation from Event-B to JML	48
4.1.1	The helper Operators	53
4.1.2	A Java Framework for Event-B	54
4.2	The <i>EventB2Jml</i> Tool	54
4.3	Using the <i>EventB2Jml</i> Tool	55
4.3.1	An Example in Event-B	55
4.3.2	The JML-annotated Java abstract class	57
4.4	Conclusion	59

5	Translating Event-B Machines to JML-annotated Java Code	61
5.1	The translation from Event-B machines to JML-annotated Java Code	63
5.1.1	The Helper Operators	71
5.1.2	The Translation of Event-B to Sequential Java Programs	72
5.1.3	Support for Event-B Model Decomposition	73
5.1.4	Support for Code Customisation	74
5.2	Proof of Soundness	74
5.3	The <i>EventB2Java</i> Tool	74
5.3.1	<i>EventB2Java</i> Rodin Plug-in Structure	75
5.3.2	Java Implementation of Event-B Mathematical Notations in <i>EventB2Java</i>	77
5.3.3	Decision on using Reentrant lock/unlock methods	79
5.4	Using the <i>EventB2Java</i> tool	80
5.4.1	An Example in Event-B	80
5.4.2	The Generated JML-annotated Java code	82
5.5	Software Development with <i>EventB2Java</i>	86
5.5.1	Strategy on Software Development using MVC design pattern	86
5.5.2	Strategy on Software Testing	87
5.6	Conclusion	88
6	Translating Event-B Machines POs to Dafny	90
6.1	Rodin Proof Obligations	91
6.2	Expressing Event-B Proof Obligations in Dafny	101
6.2.1	Translating Event-B machines	101
6.2.2	Translating Event-B proof obligations	103
6.3	The <i>EventB2Dafny</i> Tool	111
6.4	Conclusion	113
7	Case Studies	114
7.1	The Social-Event Planner	115
7.1.1	Requirement Document for the Social-Event Planner	115
7.1.2	The Event-B Model of the Social-Event Planner	117
7.1.3	Generating JML-annotated Java code for the Social-Event Planner Event-B model	120
7.1.4	The View and Controller Parts of the Social-Event Planner	121
7.2	Tokeneer	125
7.2.1	TIS Components	126
7.2.2	TIS Operations	126
7.2.3	An example of User Entry Operation	129
7.2.4	Conversion from Z to Event-B	130
7.2.5	Modelling the Tokeneer ID Station (TIS) in Event-B	133
7.2.6	Generating Java code for the TIS Event-B model	136
7.2.7	Writing JUnit Tests	136
7.3	Comparing <i>EventB2Java</i> to other Event-B code generators	141

7.4 Conclusion	146
8 Future Work	148
9 Conclusion	151
A Event-B syntax supported by <i>EventB2Java</i>	163
A.1 The Propositional Language	163
A.2 The Predicate Language	163
A.3 The Set-Theoretic Language	164
A.3.1 Axioms of set theory	164
A.3.2 Elementary set operators	164
A.3.3 Generalisation of elementary set operators	164
A.3.4 Binary relation operators	165
A.3.5 Functions operators	165
A.4 Boolean and Arithmetic Language	166
A.4.1 Extension of the arithmetic language	166
A.5 Some other JML specs	166

List of Figures

2.1	Substitutions in B (taken from [2]).	22
2.2	A B-machine for a social networking site.	23
2.3	General structure of Event-B machine (taken from [4]).	25
2.4	General structure of Event-B context (taken from [4]).	25
2.5	Event-B machine for a social networking site.	26
2.6	Events of an Event-B abstract and refinement machines.	28
2.7	A JML specification of a social networking class.	30
3.1	A JML specification of a social networking class.	45
4.1	The translation of the Event-B machine M , and the context ctx that M sees to JML-annotated Java abstract class.	49
4.2	A framework for executing JML-annotated Java classes translated from Event-B machines.	54
4.3	An excerpt of the abstract Event-B machine for MIO (left: machine <i>abstract</i> . Right: context $ctx1$ that M see).	56
4.4	Part of an Event-B machine for MIO (left: refinement 1 machine. Right: context).	57
4.5	A partial JML specification of the MIO Event-B model.	58
4.6	An implementation for the abstract Java class presented in Figure 4.5.	59
5.1	The translation of machine M , and the context C that M sees.	64
5.2	The translation of a standard Event-B event with local variables.	70
5.3	A framework for executing Java classes translated from Event-B machines in a sequential fashion.	73
5.4	General structure of <i>EventB2Java</i> Rodin plug-in.	75
5.5	Specific structure of <i>EventB2Java</i> Rodin plug-in.	76
5.6	<i>EventB2Java</i> : Contextual menu in Rodin.	77
5.7	Exp 1: Execution times ‘bakery’ vs ‘ synchronized ’ vs ‘lock/unlock’.	79
5.8	Exp 2: CPU usage ‘bakery’ vs ‘ synchronized ’.	80
5.9	An extract of the Binary Search algorithm in Event-B.	81

5.10	JML-annotated Java code generated by <i>EventB2Java</i> from the <i>bin_m2</i> depicted in Figure 5.9.	83
5.11	Binary Search: code generated for the <i>inc</i> event.	84
5.12	Excerpt of the sequential JML-annotated Java code generated by <i>EventB2Java</i> from the <i>bin_m2</i> depicted in Figure 5.9.	85
5.13	Excerpt of the sequential Java code generated for the <i>inc</i> event.	85
5.14	Binary Search: Sequential Java code generated for the <i>inc</i> event.	86
6.1	An abstract and context machine in Event-B.	92
6.2	Refinement machine in Event-B.	93
6.3	Formalising relation structures in Dafny.	101
6.4	Translation rule for an Event-B machine and its context to Dafny.	102
6.5	Proof Obligation generated by Rodin.	111
6.6	Partial <i>EventB2Dafny</i> output.	112
7.1	Excerpt of the <i>ref6_socialevents</i> (and the context it sees) Event-B machine for the Social-Event Planer model.	118
7.2	Excerpt of the <i>ref7_socialinvite</i> Event-B machine for the Social-Event Planer model.	120
7.3	Excerpt of the <i>ref8_socialpermission</i> Event-B machine for the Social-Event Planer model.	121
7.4	Excerpt of the translation of machine <i>ref8_socialpermissions</i> to Java.	122
7.5	Excerpt of the translation of event <i>create_social_event</i> to Java.	123
7.6	Screenshots Social-Event Planner	124
7.7	The Tokeneer System.	125
7.8	Hierarchy of certificate types.	127
7.9	Excerpt State Diagram User Entry to TIS.	130
7.10	Excerpt third refinement machine TIS Event-B model.	137
7.11	Partial translation of machine <i>ref3_entry_L1</i>	138
7.12	Partial translation of event <i>BioCheckRequired</i>	138
7.13	The <i>UserEntry1</i> Test Case in JUnit.	140
8.1	Future Work.	149

Abstract

Stepwise refinement and Design-by-Contract are two formal approaches for modelling systems. These approaches are widely used in the development of systems. Both approaches have (dis-)advantages: in stepwise refinement a model starts with an abstraction of the system and more details are added through refinements. Each refinement must be provably consistent with the previous one. Hence, reasoning about abstract models is possible. A high level of expertise is necessary in mathematics to have a good command of the underlying languages, techniques and tools, making this approach less popular. Design-by-Contract, on the other hand, works on the program rather than the program model, so developers in the software industry are more likely to have expertise in it. However, the benefit of reasoning over more abstract models is lost.

A question arises: is it possible to combine both approaches in the development of systems, providing the user with the benefits of both? This thesis answers this question by translating the stepwise refinement method with Event-B to Design-by-Contract with Java and JML, so users can take full advantage of both formal approaches without losing their benefits. This thesis presents a set of syntactic rules that translates Event-B to JML-annotated Java code. It also presents the implementation of the syntactic rules as the *EventB2Java* tool. We used *EventB2Java* to translate several Event-B models. The tool generated JML-annotated Java code for all the considered Event-B models that serve as final implementation. We also used *EventB2Java* for the development of two software applications. Additionally, we compared *EventB2Java* against two other tools that also generate Java code from Event-B models. *EventB2Java* enables users to start the software development process in Event-B, where users can model the system and prove its consistency, to then transition to JML-annotated Java code, where users can continue the development process.

Key Words—Modelling system by stepwise refinement, Event-B, Design-by-Contract, Java, JML, *EventB2Java*.

Resumo Português

Stepwise Refinement e *Design-by-Contract* são dois métodos formais. Estes métodos muito utilizados no desenvolvimento de sistemas. Ambos têm (des-)vantagens: em *Stepwise Refinement* um modelo começa com uma abstração do sistema e mais detalhes são adicionados através de refinamentos. Cada refinamento é provavelmente consistente com o anterior. Assim, o raciocínio sobre modelos abstratos é possível. Um alto nível de conhecimento é necessário em matemática para ter um bom domínio da sintaxe da linguagem, técnicas e ferramentas tornando esta metodologia menos popular; *Design-by-Contract* trabalha no programa, e não no modelo do programa de modo que os desenvolvedores na indústria de software são mais predispostos a ter conhecimento sobre ele. No entanto, os benefícios do raciocínio em relação aos modelos mais abstratos são perdidos.

Surge uma questão, é possível combinar ambos métodos no desenvolvimento de sistemas, fornecendo ao utilizadores com os benefícios dos dois? Esta tese responde essa questão, traduzindo *Stepwise Refinement* com Event-B para o *Design-by-Contract* com Java e JML assim é possível tirar o máximo proveito de ambos métodos formais. Apresenta-se aqui um conjunto de regras sintáticas que traduz Event-B para o código Java com anotações JML. Apresenta também a implementação das regras sintáticas como a ferramenta EventB2Java. Usamos EventB2Java para traduzir vários modelos em Event-B. A ferramenta gerou código Java com anotações JML para todos os modelos considerados que servem de implementação final. Também usamos EventB2Java para o desenvolvimento de duas aplicações de software. Além disso, comparamos EventB2Java com duas outras ferramentas que também geram código Java do Event-B. EventB2Java permite que os utilizadores iniciem o desenvolvimento de software em Event-B onde podem modelar o sistema, prová-lo de forma consistente e fazer a transição para código Java com anotações JML utilizando a nossa ferramenta, onde os utilizadores podem continuar o desenvolvimento.

Palavras-chave — Refinement Calculus, Event-B, Design-by-Contract, Java, JML, *EventB2Java*.

Chapter 1

Introduction

Information systems have become essential to people. As an example, people use web systems to search for things to buy, and use bank transaction systems to make payments, and even trust their lives to critical software systems, such as control software used by airplanes. Often, people are unaware of the consequences that malfunctioning software can have on their lives. Hence, software must be built in a correct fashion.

Concepts such as robustness and reliability are important in software today: people expect software systems to work as expected. Several approaches for software reliability and robustness exist [55, 92], each can be supplemented with Software Testing [14, 15]. However, testing techniques alone are not adequate to ensure the correctness of critical software (or any other software). As Edsger Dijkstra said: “Testing shows the presence, not the absence of bugs”. Tests can only show the situations where a system will fail, but cannot say anything about the behaviour of the system outside the testing scenarios. While it is true that validating the code against certain properties, as in testing, makes software testing popular and important, it is also true that testing does not validate the system as a whole: system behaviours beyond the ones considered by the tests can produce casualties.

A way to ensure the correctness of critical software is using formal methods [30], that are mathematically based on rigorous techniques for the specification of systems (well-formed statements in a mathematical logic) based on requirements, the verification (rigorous deductions in that logic), and the implementation of software (and hardware) systems. Formal methods enable users to express properties over the system that must be proven true for all possible inputs. Formal methods are concerned with the system as a whole, proving that each component of the system interacts with each other in a correct way. It seems right then to think that formal methods are the key for the construction of correct software. Simulating can be seen as a complement of formal methods: one can model a system using formal methods ensuring the correctness of the system w.r.t. some requirements, and then simulating the system by running the model to be sure that what one proved mathematically was indeed what

one wanted.

Refinement Calculus techniques [54, 83, 82, 9] are techniques to implement software systems based on formal methods. In Refinement Calculus, users write an abstract model of a program and define properties over it, and then transform the model into an implementation via a series of refinement steps. Each refinement adds more detail and properties to the system. The behaviour of each refinement is provably consistent with the behaviour of the previous step. The final refinement is the actual implementation of the system modelled. This technique is known as correctness-by-construction, as it allows to reasoning about the model ensuring it is correct by the preservation of the given properties.

B method [2] is an example of a formal technique based on Refinement Calculus. It is a method for specifying, designing and coding software systems introduced by J.-R. Abrial. Atelier B [8] is an IDE that enables users to work with B method. The correctness of models in B is achieved by discharging proof obligations. Proof obligations are correctness conditions on the model of the system that need to be proven satisfied. Several provers exist helping the process of discharging proof obligations. For instance, Atelier B comes with its own automatic prover.

Another example of a formal technique based on Refinement Calculus is Event-B [4]. Event-B models are complete developments of discrete transition systems. Event-B was also introduced by J.-R. Abrial and it is derived from the B method. Rodin [29] is an Eclipse IDE that provides support for Event-B. The correctness of models in Event-B is also achieved by discharging proof obligations as in B. Rodin comes with its own automatic prover. Other provers could be used in the process of discharging proof obligations. For example, Dafny [100, 68] is an imperative object-based language with built-in specification constructs that comes with automatic provers, e.g. Z3 [50]. One could express proof obligations in the input language of Dafny and then use its automatic provers to discharge the proof obligations.

Limitations of Refinement Calculus techniques stem from the level of expertise required in mathematics, using the underlying languages and tools. As J. Bowen and V. Stavridou describe in [25], one of the principal issues of the wide adoption of formal methods is that they require mathematical expertise. Software developers lack the expertise required (as states by J.-R. Abrial in [4]), since they have little or no mathematical background. This issue could be avoided with the use of techniques for the verification of formal systems such as Model Checking [45]. Model Checking is a formal verification method that automatically checks whether a model meets a given specification. However, this technique has another issue. Model Checking can only handle finite systems, and suffers of the state-explosion problem. Another limitation of refinement calculus is to find a good system structuring for the development of the system. For instance, one might include a lot of details in an abstract model of the system which will probably be difficult to prove correct. Similarly if a refinement is very concrete.

Another technique to implement software systems based on formal methods is Design-by-Contract (DbC) [81]. The general idea about Design-by-Contract

is that a software contract exists between a method and a client code. The client code must ensure that the pre-condition of the method is satisfied when it is called, and the method implementation must ensure that the post-condition holds when the method terminates (assuming that the pre-condition was satisfied). Design-by-Contract techniques work on the program rather than on the program model, so developers in the software industry are more likely to have expertise in this technique. Java Modeling Language (JML) [72, 26, 73] is an example of this technique. JML is based on Design-by-Contract in which code is verified against a formal specification. Like Refinement Calculus, DbC techniques also have some limitations. Design-by-Contract does not have the mathematical based rigorousness as Refinement Calculus does, so the ability to reason over more abstract models is lost.

The main goal of this thesis is to bridge the gap between Refinement Calculus with Event-B and Design-by-Contract with Java and JML. Thus, allowing software developers to benefit from both formal methods in the software development of applications. This thesis presents a code generator for Event-B that generates JML-annotated Java code. This allows the development process of a software application to start with a formal model in Event-B. The user decides the level of model abstraction and defines the properties over the model. These properties can be proven correct by discharging the proof obligations within the Event-B tool (Rodin). Next, the user translates the model to a JML-annotated Java code using our code generator. Once the code is generated, the user can continue the system development of the application in Java.

The work presented in this thesis allows users of different levels of expertise to work together in the development of systems. For instance, a user who is an expert in the underlying notation of Event-B and an expert in mathematics can work at early stages of the system development, then transition to JML-annotated Java code of the Event-B model, using our code generator, where an expert software developer can continue with the final implementation of the system.

The code generator for Event-B is formally defined by means of translation rules. This thesis presents the translation rules and the implementation of those rules as the *EventB2Java* tool. *EventB2Java* automates the process of code generation from Event-B models. The code generator, in addition to generating Java code of Event-B models, also generates JML specifications. Thus, users can customise the Java code and verify it against the JML specifications to make sure the customisation does not invalidate the initial Event-B model.

We have validated *EventB2Java* by using the tool to generate JML-annotated Java code for an ample set of Event-B models. This thesis presents these Event-B models and the code generated by *EventB2Java*, and also presents a benchmark in which *EventB2Java* is compared against other tools for generating Java code from Event-B models. We used *EventB2Java* in the development of two case studies: the first case study is on the development of an Android [64] application that follows the MVC (Model-View-Controller) design pattern [62]; the second case study is on testing an Event-B model by translating it to Java and performing Java Unit (JUnit) testing of the generated Java code.

This thesis also introduces a tool that generates Dafny code from Event-B proof obligations (PO), to assist users in the process of proving the system correct. The translation of Event-B POs to Dafny is defined by means of translation rules. Rules were implemented as the *EventB2Dafny* tool. *EventB2Dafny* helps users to discharge Event-B POs by translating them into the input language of Dafny where the user can use Dafny's automatic provers (e.g. Simplify [53], Zap [10]) to prove the PO. In this sense, *EventB2Dafny* equips Rodin with other theorem provers for discharging proof obligations, e.g. Simplify or Zap theorem provers. It also gives the opportunity to developers to reasoning about the Event-B model using the feedback that Dafny gives rather than discharging the proof obligation in Rodin, that requires more mathematical expertise that the developer might not have.

Thesis Summary: The development of the work presented in this thesis started by proposing a translation from B machines to JML specifications (described in Chapter 3). We saw the B method as a good starting candidate for the development of systems, since systems are first modelled in an abstract way. Next, the model is proven to satisfy certain safety and security properties, and then transformed to code via a series of property preserving refinement steps. We proposed the *B2Jml* tool that generates JML specifications from B, where users can manually write Java code. Then we realised that the Event-B method (an evolution of the B method) is a better starting candidate for the development of systems, so we proposed a translation from Event-B machines to JML specifications. Chapter 4 discusses how the Event-B method is better than B, the chapter also discusses the translation and the implementation of the *EventB2Jml* tool. Once we developed this tool (*EventB2Jml*), we used it to generate JML specifications from the Event-B model MIO, a model for a transportation system. Then we manually generated Java code for those specifications. We then realised that it is more useful to have a tool that automatically generates Java code and we saw the importance of embedding JML specifications into the code since users might want to customise the generated code without invalidating the initial model. We proposed and implemented (discussed it in Chapter 5) a translation from Event-B models to JML-annotated Java code. We implemented it as the *EventB2Java* tool. Having the JML specifications embedded into the Java code also gives an insight into the documentation of the code that can be read easily. In modelling a system in Event-B, one needs to prove the correctness of the model. A series of proof obligations are generated and needed to be discharged to gain confidence of the model. Discharging proof obligation can be a difficult task, so we proposed a translation from Event-B proof obligations to the input language of Dafny, thus users can use Dafny's provers. Our intention was to provide tools to help users in the process of proving an Event-B model correct. Chapter 6 describes this translation and presents the *EventB2Dafny* tool that automates the process of translation.

1.1 Thesis overview

Chapter §1. Introduction This chapter describes the problem addressed by this thesis and describes the importance of using more-formal methods to build systems

Chapter §2. Background This chapter provides the background knowledge required to understand the work done in this thesis.

Chapter §3. Translating B Machines to JML Specifications. This thesis work started with the idea of generating JML specifications from B. This chapter presents the work based on this initial idea. The translation is defined using syntactic rules and it is implemented as the *B2Jml* tool, and integrated into the ABTools [19] (an open source environment for developing B). *B2Jml* enables users to use B's strong support for model verification during early stages of software development to generate a fully verified model of an application, and then transition to JML specifications to simplify the task of generating a Java implementation and to take advantage of JML (semi-) automatic tools such as runtime or static assertion checkers.

Contributions. The main contributions of this chapter are *i*) the definition of a set of rewriting rules to translate B to JML, and *ii*) the implementation of the rules as the *B2Jml* tool. Work done in this chapter has been published in [42, 37]. I participated in the design and testing of the syntactic rules and in the design of *B2Jml* and its integration to the ABTools suite.

Chapter §4. Translating Event-B Machines to JML Specifications. This chapter presents a translation from Event-B to JML. This work goes in the same direction as the work presented in Chapter 3 as they both generate JML specifications from a formal model. I decided to change the initial formal method from B to Event-B mainly because the B method is devoted to the development of correctness-by-construction software, while the purpose of Event-B is to model full systems (including hardware, software and environment of operation). Chapter 4 justifies the decision for translating from Event-B instead of B into JML, it also presents a set of syntactic rules to generate JML specifications from Event-B. It presents the implementation of the rules as the *EventB2Jml* tool. *EventB2Jml* is implemented as a Rodin [29] plug-in. This chapter also shows the application of the tool to a model in Event-B.

Contributions. The main contributions of this chapter are the definition of translation rules from Event-B models to JML specifications, and the implementation of the translation rules as the *EventB2Jml* tool. This translation tool allows experts in Event-B to work together with software developers, usually experts in main stream programming languages like Java. For instance, an expert in Event-B notation starts the development of a system, then uses

EventB2Jml to transition to JML where a software developer writes Java code from the JML specifications. I participated in the definition of the syntactic rules of the translation and I fully implemented the *EventB2Jml* tool.

Chapter §5. Translating Event-B Machines to JML-annotated Java Code. We decided to extend the work described in Chapter 4 to not just generate JML specifications, but also to generate Java code from Event-B models. This chapter presents the core work of this Ph.D. thesis. It describes the translation of Event-B models to JML-annotated Java code. The translation is achieved through syntactic rules and it is implemented as the *EventB2Java* tool.

Contributions. The main contributions of this chapter are *i)* the definition of a set of translation rules to translate Event-B models to JML-annotated Java code, and *ii)* the implementation of the rules as the *EventB2Java* tool. Users can benefit from the work accomplished in this chapter for the following reasons

- the *EventB2Java* tool generates both sequential and multithreaded Java code,
- *EventB2Java* can be applied to both abstract and refinement Event-B models, and
- the generation of JML specifications enable users to write customised code that replaces the code generated by *EventB2Java*, and then to use existing JML tools [41, 69] to verify that the customised code is correct.

Work done in this chapter has been published in [95] and in a book chapter [37], and submitted to a journal paper [96]. My participation was to define the translation rules for the translation of Event-B models to JML-annotated Java code, and to fully implement the *EventB2Java* tool.

Chapter §6. Translating Event-B Machine POs to Dafny. This chapter presents a translation of Event-B proof obligations into the input language of Dafny by means of syntactic rules. Dafny [100, 68] is an imperative object-based language with built-in specification constructs. The rules were implemented as the *EventB2Dafny* Rodin plug-in. To prove an Event-B model is consistent, it is necessary to discharge a series of proof obligations. Typically, proof obligations are automatically discharged by Rodin provers. However, there are some proofs that need a user's assistance to be discharged. *EventB2Dafny* assists users in the process of discharging proof obligations by translating them into Dafny. *EventB2Dafny* generates Dafny code that is correct if and only if the Event-B refinement-based proof obligations hold.

Contributions. The main contributions of this chapter are the definition of translation rules from Event-B proof obligations to Dafny and the implementation of the translation rules as the *EventB2Dafny* tool. Work done in this

chapter has been published in [36]. I participated in the definition of the translation rules from Event-B proof obligations to Dafny programming language and in the implementation of *EventB2Dafny*.

Chapter §7. Case Studies. We have validated the implementation of *EventB2Java* by applying it to several Event-B models. This chapter presents those Event-B models and the JML-annotated Java code generated by *EventB2Java*. This chapter also presents two case studies using *EventB2Java*: 1) the first case study is on the development of an Android [64] application. This development demonstrates how *EventB2Java* can be used as part of a software development methodology to generate the functionality (the Model) of an Android application that is organised following the MVC (Model- View-Controller) design pattern [62]; 2) the second case study is on testing the behaviour of the Tokeneer [48] Event-B model, a security-critical access control system. This development demonstrates how *EventB2Java* and Java Unit (JUnit) testing [76] can be used to refine (improve) an Event-B model to conform to an existing System Test Specification (STS) document. This chapter also presents a benchmark that compares the *EventB2Java* tool with existing tools for generating Java code from Event-B models. We compared *EventB2Java* against EB2J [80] and Code Generation [56] tools for nine Event-B models and six comparison criteria.

Contributions. The main contributions of this chapter are *i*) the presentation of two case studies using the *EventB2Java* tool, and *ii*) the presentation of a benchmark comparing *EventB2Java* against two existing tools that generate Java code from Event-B models. Work done in this chapter has been published in [96, 37]. My participation on this work was: regarding the first case study, I modelled the system in Event-B (and discharged all proof obligations). The system is an extension of an existing Event-B model of a Social Network. I also implemented the Controller of the system in Java, and implemented the View using Android API. Regarding the second case study, I participated in modelling the Event-B model for Tokeneer and discharging the proof obligations of the model. I implemented the Java Unit test cases. I participated in the definition of the criteria for the benchmark, and I undertook the comparison of the existing tools for generating Java code from Event-B models against *EventB2Java*.

Chapter 2

Background

2.1 The B method

The B method [2] is a strategy for software development in which an abstract model of a system is transformed into an implementation via a series of steps that progressively concretise the abstract model. These steps or stages are referred to as refinement steps, and a model M_{i+1} of a system at stage $i + 1$ is said to *refine* the model M_i at stage i . Each refinement step adds more details to the system. The behaviour of each refinement has to be provably consistent with the behaviour of the model in the previous step, keeping a palpable behavioural relation with its abstraction. This relation is modelled through a “gluing invariant” property, that relates the states between the concrete and abstract models. Refinement steps generate proof obligations to guarantee that the system works correctly. Roughly speaking, a refinement model should be such that it can replace the refined model without the user noticing any change.

B models are called machines, and are composed of (1) a static part: variables, constants, parameters and invariants; and, (2) a dynamic part: operations, that describe how the system evolves. B machines use predicate calculus (essentially predicate logic and set theory) to model properties. Machine operations are defined using various forms of substitutions. Figure 2.1 shows the syntax and the semantics of substitutions in B (taken from [2]). The following explains these substitutions (more detailed information can be found in [42]):

In Figure 2.1, P , Q , and R are predicates for which the semantics are to be valid, and S and T are substitutions of variables by expressions. $[S]R$, with S equals $x := E$, denotes the predicate resulting from the substitution of any free occurrence of variable x in R by expression E .

A *preconditioned* substitution $P \mid S$ denotes the substitution S under the operation pre-condition P . Hence, the correct behaviour of the substitution S is only ensured when it is activated in a state in which P holds. When P does not hold, $P \mid S$ is not guaranteed to verify any predicate R and a crash of the system occurs. A *guarded* substitution $P \Longrightarrow S$ executes a substitution S under

the assumption P , hence if P does not hold, the substitution is able to establish any predicate R .

A *bounded choice* substitution $S \sqcap T$ non-deterministically implements a substitution between either of S or T . The semantics of a bounded choice substitution ensures that whichever of the two substitutions is implemented, it must satisfy R .

An *unbounded choice* substitution $\forall x.S$ generalises a bounded choice substitution for any substitution S . Figure 2.1 presents a particular unbounded substitution that further requires x to make predicate P true. P and S both depend on x and the machine variables. *Guarded bounded* substitutions combine *bounded choice* and *guarded* substitutions. *Var Choice* is a syntactic extension to the *bounded choice* substitution.

Substitution	Syntax	Definition	Semantics
<i>Preconditioned</i>	PRE P THEN S END	$P \mid S$	$[P \mid S]R$ \Leftrightarrow $P \wedge [S]R$
<i>Guarded</i>	SELECT P THEN S END	$P \Rightarrow S$	$[P \Rightarrow S](R)$ \Leftrightarrow $(P \Rightarrow [S]R)$
<i>Bounded Choice</i>	CHOICE S OR T END	$S \sqcap T$	$(S \sqcap T)(R)$ \Leftrightarrow $([S]R \wedge [T]R)$
<i>Unbounded Choice</i>	ANY x WHERE P THEN S END	$\forall x.$ $(P \Rightarrow S)$	$\forall x.P \Rightarrow [S]R$
<i>Guarded Bounded</i>	SELECT P THEN S WHEN Q THEN T END	CHOICE $P \Rightarrow S$ OR $Q \Rightarrow T$ END	$(P \Rightarrow S \sqcap Q \Rightarrow T)(R)$ \Leftrightarrow $(P \Rightarrow [S]R) \wedge (Q \Rightarrow [T]R)$
<i>Var Choice</i>	VAR x IN S END	$\forall x.$ $(true \Rightarrow S)$	$\forall x.true \Rightarrow [S]R$

Figure 2.1: Substitutions in B (taken from [2]).

2.1.1 An Example in B

We presented a B model of a social networking site taken from [39] that models social network content, social network friendship relations, and privacy on contents. Figure 2.2 presents an excerpt of the B model. Machine *SOCIAL_NETWORK* declares two sets, *PERSON* and *RAWCONTENT*, representing the set of all possible persons and the set of all possible content (text,

```

MACHINE SOCIAL_NETWORK
SETS PERSON; RAWCONTENT
VARIABLES person, rawcontent, content
INVARIANT
  persons  $\subseteq$  PERSON  $\wedge$  rawcontent  $\subseteq$  RAWCONTENT  $\wedge$ 
  content  $\in$  person  $\leftrightarrow$  rawcontent  $\wedge$ 
  dom(content) = person  $\wedge$  ran(content) = rawcontent
INITIALISATION
  person :=  $\emptyset$  || rawcontent :=  $\emptyset$  || content :=  $\emptyset$ 
OPERATIONS
  transmit_rc(ow, rc, pe)  $\hat{=}$ 
    PRE
      rc  $\in$  rawcontent  $\wedge$  ow  $\in$  person  $\wedge$ 
      pe  $\in$  person  $\wedge$  ow  $\neq$  pe  $\wedge$ 
      pe  $\mapsto$  rc  $\notin$  content THEN ANY prs
      WHERE prs  $\subseteq$  person
    THEN
      content := content  $\cup$  {pe  $\mapsto$  rc}  $\cup$  prs  $\times$  {rc}
    END
  END
END

```

Figure 2.2: A B-machine for a social networking site.

video, photographs, etc.) in a social network respectively. Variables *person* and *rawcontent* are the sets of all persons and content that are actually in the network, and *content* is a relation mapping people to their own content.

A common operation in social networking sites is sharing content with people in the social network. The B example models this by transmitting raw content to a set of persons in the social network (see operation *transmit_rc*). The operation publishes a raw content *rc* (e.g. a photo) from the page of *ow* (i.e. the owner of *rc*) on the page of *pe*. If *transmit_rc* is invoked when its pre-condition (following PRE) is true, the meaning of the operation is the meaning of its substitution (the code following THEN). The operation is not guaranteed to achieve any result if invoked when its pre-condition is false.

In the definition of *transmit_rc*, *pe* \mapsto *rc* represents the pair of elements (*pe*, *rc*), so that the content *rc* is explicitly transmitted to person *pe*. The construct ANY models unbounded choice substitution; it gives the implementer the opportunity to choose any value for the bound variable *prs* that satisfies the WHERE condition *prs* \subseteq *person*. This gives a refining or implementation machine the flexibility to additionally transmit the content *rc* to all of an as yet unspecified set of people.

2.1.2 Tool support for B

There are two tools that enable users to work with the B method. The B-Toolkit [97] developed by B-Core provides a suite of tools to support formal development of software systems using B method. Among the tools in the B-Toolkit there is a tool for the specification, design, and code configuration of B models. It also contains a syntax and type checkers, and a specification animator. The B-Toolkit is available but it is not actively maintained. Another tool that enables users to work with the B method is Atelier B [8] developed by the ClearSy company. It comes with an interactive mode that uses a graphical interface based on windows and buttons, with an editor for writing abstract and refinement machines, with a proof obligation generator, and with its own automatic prover.

2.2 The Event-B Method

Event-B [4] is another formal method for modelling complete developments of discrete transition systems. Event-B was introduced by J-R. Abrial, and is derived from the B method. Unlike in B models, the static part of Event-B models is separated from the dynamic part, and is referred to as “contexts”. Thus, Event-B models are composed of machines (the dynamic part. e.g. variables, invariants, events), and contexts (the static part. e.g. carrier sets, constants). Three basic relationships between machines and contexts are used to structure a model:

- A machine **sees** a context.
- A machine can **refine** another machine.
- A context can **extend** another context.

Figure 2.3 shows a general structure of an Event-B machine. It contains a list of machines that this machine **refines**, and a list of context that it **sees**. It also contains a list of **variables** used in the machine, a list of **invariants** restricting the possible values the variables can take, and a **variant** that is a numeric expression. The purpose of the **variant** is to ensure that certain events, called convergent events, do not monopolize the system. This is done by decreasing the **variant** when a convergent event is triggered, and when the value of the **variant** is negative, these events are not allowed to be triggered. The **events** of a machine determine the way the system evolves. It does so via a series of substitutions of variables whenever an event is triggered. **events** contain a clause **status** that defines the event as **ordinary**, **convergent** (the event has to decrease the **variant**), or **anticipated** (the event must not increase the **variant** and can only be refined by **convergent** events). It also contains a list of local variables (that can be seen as parameters of the event) under the clause **any**. Events contain a guard (under clause **where**) that needs to be true in order for the event to be triggered. If the guard is true, the event might

perform its actions. Actions are under the clause **then** and they define how the system evolves by means of substitutions. In Event-B there are two kind of substitutions: deterministic assignment, that takes the form of $\langle \text{variable_identifier} \rangle := \langle \text{expression} \rangle$; and non-deterministic assignment, that takes the form of $\langle \text{variable_identifier_list} \rangle :| \langle \text{before_after_predicate} \rangle$. Here, the *before_after_predicate* is the relationship that exists between the value of a variable *just before* and *just after* the assignment. It may contain machine variables. Non-deterministic assignments generalise deterministic assignments. For example, $v := v + w$ can be expressed as $v :| v' = v + w$, where v' is the value of v after the assignment.

```

<machine_identifier >
refines
  < machine_identifier >
sees
  < context_identifier_list >
variables
  < variable_identifier_list >
invariants
  < label >: < predicate >
variants
  < variant >
events
  < event_list >

```

Figure 2.3: General structure of Event-B machine (taken from [4]).

Figure 2.4 shows a general structure of an Event-B context. It contains a list of **extends** that defines which contexts this context is extending. It also contains a list of carrier sets (**sets**) and a list of **constants**. Finally, it defines **axioms** that assert properties of sets and constants.

```

<context_identifier >
extends
  < context_identifier_list >
sets
  < set_identifier_list >
constants
  < constant_identifier_list >
axioms
  < label >: < predicate >

```

Figure 2.4: General structure of Event-B context (taken from [4]).

```

machine abstract sees c
variables persons contents owner pages
invariants
  inv1 persons  $\subseteq$  PERSON
  inv2 contents  $\subseteq$  CONTENTS
  inv3 owner  $\in$  contents  $\twoheadrightarrow$  persons
  inv4 pages  $\in$  contents  $\leftrightarrow$  persons
  inv5 owner  $\subseteq$  pages
events
  initialisation
  begin
    in1 persons, contents, owner, pages :=  $\emptyset, \emptyset, \emptyset, \emptyset$ 
  end

  transmit_rc
  any prs rc ow where
    grd1 prs  $\subseteq$  persons grd2 rc  $\in$  contents
    grd3 owner(rc) = ow grd4 owner(rc)  $\neq$  prs
  then
    act1 pages := pages  $\cup$  (rc  $\times$  prs)
  end
end

```

Figure 2.5: Event-B machine for a social networking site.

2.2.1 An example in Event-B

An excerpt of a social network abstract Event-B model, adapted from the B model in [39], is depicted in Figure 2.5. The context *c* (not shown here), that the machine *sees*, defines carrier sets **PERSON** (the set of all possible people in the network) and **CONTENTS** (the set of all possible images, text, ... in the network). The abstract machine declares variables *persons* (the set of people actually in the network), *contents* (the set of content actually in the network), *owner* (a total surjection function mapping each content item to its owner), and *pages* (a total surjective relation indicating which content items are visible to which people). Invariant **inv5** ensures that each content item is visible to its owner. Event-B provides notations \twoheadrightarrow for a total surjective function, and \leftrightarrow for a total surjective relation.

The *initialisation* event ensures that all of these sets, functions and relations are initially empty. The symbol \emptyset represents the empty set. The abstract machine further defines the event *transmit_rc* that allows a user of the network to share his own content to people in the social network. Events can be executed/triggered when their guards (the part after the **where**) hold. Hence, *transmit_rc* can execute whenever there is a person *ow* in the network that owns a content item *rc*, and the people in *prs* do not already own the item *rc*. The meaning of an event is the meaning of the actions in its body (the part after

the then). *transmit_rc* event's action adds the content item *rc* to the page of each person in the set *prs*. The symbol \times represents cross-product.

2.3 Tool support for Event-B

The Rigorous Open Development Environment for Complex Systems (RODIN) [29] is an open-source Eclipse IDE that provides support for Event-B and that provides a set of tools for working with Event-B models, e.g. an editor, a proof generator, and provers. Existing Rodin plug-ins provide extended functionality such as model checking and animation [75].

Rodin comes with an API that offers a series of Java interfaces for manipulating Event-B components called the data model. It also comes with a persistence layer (called the Rodin database) that uses XML files to store these components. It is intended to abstract the concrete persistence implementation from the data model. The database API is located in the `org.rodinp.core` package. Full source code for Rodin is available in [98].

2.3.1 Rodin Proof Obligations

In modelling in Event-B, users transform an abstract machine to code via a series of refinements, where the behaviour of each refinement is provably consistent with the behaviour of the previous step. Each refinement adds more details to the system. A refinement generates proof obligations that must be formally verified in order to assert that a model M_{i+1} is indeed a refinement of a previous model M_i . Hence a set of Proof Obligations (PO) is generated. POs are sequents that need to be proven true in order for the underlying system to be correct. Rodin automatically generates them. Rodin provides the tool proof generator, and several provers. The provers provided by Rodin help users to discharge POs. However, when POs are not discharged automatically, the assistance of the user is necessary to discharge them. Generated POs are described in this section.

The Rodin proof-obligation generator automatically generates proof obligations based on both the machine and the context. As explained above, there are three kinds of relations between machines and contexts: *i*) a machine **sees** a context, *ii*) a concrete machine can **refine** an abstract machine, and *iii*) a context can **extend** another context. Given the abstract event evt_0 and the concrete event evt in Figure 2.6, and given an abstract and a concrete machine declaring the events respectively, Rodin generates several proof obligations to ensure that the machines are models of the same system yet at a different level of abstraction. In Figure 2.6, s and c are the sets and constants seen by the abstract and concrete machines, v is the set of abstract variables, w , that may include v , is the set of concrete variables, predicates G and H are the abstract and concrete guards, BA_0 and BA are *before-after* predicates that relate the state of variables before and after actions occur¹.

¹Primed variables refer to after-states.

```

evt0
any x where  $G(s, c, v, x)$ 
then
  act v :|  $BA_0(s, c, v, x, v')$ 
end

evt refines evt0
any y where  $H(y, c, w)$ 
then
  act w :|  $BA(s, c, w, y, w')$ 
end

```

Figure 2.6: Events of an Event-B abstract and refinement machines.

An abstract machine can declare an abstract invariant I and a concrete machine can additionally declare an invariant J (also called “gluing” invariant since it relates the states between the concrete and abstract machines) that depends on the context and the local machine variables respectively. Contexts can further declare a set of theorems and axioms.

Rodin generates invariant preservation proof obligations (INV) for every abstract (concrete) event of the abstract (concrete) machine expressing that given the axioms and theorems, the abstract (gluing) invariant, the guard of the event, and the before-after predicate, the abstract (the concrete) invariant holds in the after state. Rodin generates a guard strengthening proof obligation (GRD) for every event expressing that the guard of the concrete event must be as least as strong as the guard of the abstract event. It generates a feasibility proof obligation (FIS) for the action of every event stating that a solution to the before-after predicates exists. For every event merging two abstract events, Rodin generates a merging proof obligation (MRG) that ensures that the guard of the merging event is stronger than the disjunction of the guards of the abstract events. For every refining event, Rodin generates a simulation proof obligation (SIM) that ensures that abstract actions are correctly simulated by the concrete actions. That is, the result produced by the concrete action does not contradict the result produced by the abstract action. Rodin also generates numeric proof obligations to ensure that variable declarations are well-defined (WD).

In Rodin, one can further declare a machine **variant**. A **variant** can be defined as a set in which case Rodin generates a finite proof obligation that ensures that the variant is a finite set (FIN). A **variant** can also be defined as a numeric expression in which case Rodin generates a numeric variant proof obligation that ensures that the expression is a positive integer expression (NAT). Machine events can be declared **convergent** or **anticipated**: for **convergent** events, Rodin generates proof obligation NAT expressing that the modified **variant** (evaluated after executing the event action) must remove elements to the **variant** (if this is defined as a set), or must decrease the **variant** (if this is defined as a numeric expression); for **anticipated** events, Rodin generates proof obligation NAT

expressing that the modified **variant** must not add elements to the **variant** (if this is defined as a set), or must not increase the **variant** (if this is defined as a numeric expression).

One can declare a *witness* of a refinement event with the aid of the **with** clause of Rodin. A witness expression relates bounded variables of an abstract event with bounded variables of the concrete event, e.g. one could have added the expression **with** $x : x' = y$ to the declaration of the concrete event *evt* in Figure 2.6, meaning that bounded variable x in the abstract event is renamed as bounded variable y in the concrete event. Rodin generates a witness proof obligation (WFIS) for every event witness expressing that a solution for the witness expression exists.

Theorems must be provable from contexts or machines (THM). In Event-B, Theorems are used to simplify complex proof-obligations.

2.4 The Java Modeling Language (JML)

JML [72, 26, 73] is an interface specification language for Java – it is designed for specifying the behaviour of Java classes, and is included directly in Java source files using special comment markers `/*@` and `*/`. JML's type system includes all built-in Java types and additional types representing mathematical sets, sequences, functions and relations, that are represented as JML specified Java classes in the `org.jmlspecs.models` package. Similarly, JML expressions are a superset of Java expressions, with the addition of notations such as `==>` for logical implication, `\exists` for existential quantification, and `\forall` for universal quantification.

JML class specifications can include **invariant** clauses (assertions that must be satisfied in every visible state of the class), **initially** clauses (specifying conditions that the post-state of every class constructor must satisfy), and history constraints (specified with the keyword **constraint**, that are similar to invariants, with the additional ability to relate pre- and post-states of a method). Concrete JML specifications can be written directly over fields of the Java class, while more abstract ones can use specification-only **model** and **ghost** fields. **ghost** fields are not related to the concrete state of the class and can be declared **final**, while **model** fields are related to Java implementation fields via a **represents** clause, that acts much like a gluing invariant in Event-B refinement.

JML provides pre-post style specifications for Java methods describing software contracts [81]: if the caller of a method meets the pre-condition, the method must ensure the post-condition. JML uses keywords **requires** for method pre-conditions, **ensures** for normal method post-conditions, **signals** and **exsures** for method exceptional post-conditions, and **assignable** and **modifies** for frame conditions (lists of locations whose values may change from the pre-state to the post-state of a method). An **assignable** clause of `\nothing` prevents any location from being modified from the pre- to the post-state, and an **assignable** clause of `\everything` allows any side-effect.

```

//@ model import org.jmlspecs.models.JMLEqualsSet;
//@ model import org.jmlspecs.models.JMLEqualsToEqualsRelation;

public abstract class SOCIAL_NETWORK {
  //@ public final ghost JMLEqualsSet<Integer> PERSON;
  //@ public final ghost JMLEqualsSet<Integer> RAWCONTENT;
  //@ public model JMLEqualsSet<Integer> person;
  //@ public model JMLEqualsSet<Integer> rawcontent;
  //@ public model JMLEqualsToEqualsRelation<Integer,Integer> content;

  /*@ public invariant person.isSubset(PERSON)
    && rawcontent.isSubset(RAWCONTENT)
    && (new Relation<Integer, Integer> (person, rawcontent)).has(content)
    && content.domain().equals(person)
    && content.range().equals(rawcontent);*/

  /*@ public initially person.isEmpty() &&
    rawcontent.isEmpty() && content.isEmpty();*/

  /*@ public normal_behavior
    requires rawcontent.has(rc) && person.has(ow)
    && person.has(pe) && !ow.equals(pe)
    && !content.has(ModelUtils.maplet(pe,rc));
    assignable content;
    ensures (\exists JMLEqualsSet<Integer> prs;\old(prs.isSubset(person));
      content.equals(\old(ModelUtils.toRel(content.union(ModelUtils.
        toRel(ModelUtils.maplet(pe,rc))))).union(ModelUtils.cartesian(
        prs, ModelUtils.toSet(rc))));
    also
    public exceptional_behavior
    requires !(rawcontent.has(rc) && person.has(ow)
    && person.has(pe) && !ow.equals(pe)
    && !content.has(ModelUtils.maplet(pe,rc)));
    assignable \nothing; signals (Exception) true;*/
  public abstract void transmit_rc(Integer rc, Integer ow,
    Integer pe);
}

```

Figure 2.7: A JML specification of a social networking class.

Declaring a method as **pure** has the same effect as **assignable \nothing**. The pre-state is the state on method entry and the post-state is the state on method exit. A **normal_behavior** method specification states that if the method pre-condition holds in the pre-state of the method, then it will always terminate in a normal state, and the normal post-condition will hold in this state. A JML **exceptional_behavior** method specification states that if the method pre-condition holds in the pre-state of the method, then it will always terminate in an exceptional state, throwing a `java.lang.Exception`, and the corresponding exceptional post-condition will hold in this state. In an **ensures** or **signals** clause, the keyword **\old** is used to indicate expressions that must be evaluated in the pre-state of the method – all other expressions are evaluated in the post-state. The **\old** keyword can also be used in history constraints, providing a convenient way to specify (for example) that the post-state value of a field is always equal to the pre-state value, thus making the field a constant.

Figure 2.7 presents a simple example of a JML specified Java **abstract** class. This class defines an excerpt of a Social Network. Classes `JMLEqualsSet` and `JMLEqualsToEqualsRelation` (in the `org.jmlspecs.models` package) are built-in to JML and represent mathematical sets and relations, respectively.

The specification of the `transmit_rc` method uses two specification cases (the keyword **also**) - the first specifying that content `rc` is transmitted to person `pe` if `pe` and `ow` are actually persons of the network, `rc` belongs to the content of the network, belongs to person `ow`, and `rc` has not been transmitted yet to person `pe`. The second specifying that attempting to transmit `rc` to a person `pe` when either `pe` or `ow` are not actually people of the network, or `rc` does not belong either to the content of the network or to person `ow`, or `rc` has been already transmitted to person `pe`, has no effect. The specification of the `transmit_rc` method demonstrates the syntax of existentially quantified assertions in JML, and the use of **exceptional behavior** specification cases to specify when exceptions are to be thrown.

2.4.1 Tool support for JML

There are different techniques that work with JML specifications along with the proper tooling. The most basic technique is parsing and type-checking the JML specifications as done by the JML checker `jml`. Several tools have been developed to help users with the correct specification of JML clauses. For instance, the CHASE tool [32] checks the assignable clause of a JML-annotated Java program. It checks the assignable clause for every method by checking for every assignment and for every method call in the body. It determines whether it agrees with the assignable clause of the method that is checked. The tool gives feedback to the user on the forgetting variables that may be modified by a specific method. Another tool that helps users on specifying JML clauses is Daikon [59]. Daikon automatically infers invariants from JML-annotated Java programs.

Another more specialised technique that works with JML consists of testing specifications by executing them. This is done by `jmle` [69] that translates JML specifications to Java programs that are executed using the Java Constraint Kit. An alternative technique is to check the correctness of the method with respect to its JML specification by run-time checking. Such run-time checking is done by the JML compiler `jmlc` [44]. `jmlc` is an extension of the Java compiler that compiles JML-annotated Java programs into Java bytecode. The compiled bytecode contains safety properties as pre-conditions, normal and exceptional post-conditions, invariants, and history constraints. If an assertion is violated, an error message arises. Another tool for assertion checking during testing phase is `jmlunit` [111]. `jmlunit` uses the JML specification as a testing oracle, automating the process of generating JUnit tests. The tests created by this tool catches any assertion given by the JML run-time assertion, thus it checks if, for instance, a pre-condition or an invariant is violated, meaning the Java code does not meet the JML specification.

The major problem with run-time checking is that it is limited by the execution paths done by the test suite (since it is executed in run-time). Another technique that works with JML is the static verification of the Java code. This can give more assurance in the correctness of the Java code as it establishes the correctness for all possible execution paths. Typically, this technique generates proof obligations from the JML specification and uses a theorem prover to discharge them. There are several tools for working with technique:

- The LOOP tool [105] works over sequential Java implementations. It translates proof obligations and uses PVS [87] or Isabelle [91] to discharge the proof obligations.
- Krakota [78] is well suited for Java Cards Applets. Krakota receives a JML-annotated Java program as an input and translates it to the input language of the WHY tool [60]. WHY is used to automatically generate proof obligations and uses the COQ [17] prover to discharge the proofs.
- ESC/JAVA2 [47] is intended to detect simpler errors, like null pointers or, out of bound array access. ESC/JAVA2 uses provers like Z3 [50] to discharge proofs obligations.
- OpenJML [46] translates JML specifications into SMTLIB [13] (Satisfiability Modulo Theories Library) format and passes the proof problems implied to backend SMT solvers.
- The JACK tool [27] works on Java cards applets. The input for JACK is a JML-annotated Java program where user needs to express the proof obligation (property) that he wants to prove. The tool translates the program to the input language of B method, and translates the proof obligations to lemmas in B. Lemmas are proven using a prover developed within Atelier B [8].

There are several more tools for checking the JML specification against the Java code. [26] contains an overview of these tools.

One limitation of these tools is that none of them has been developed to work with Java 7, that introduces generic types. A generic type is a generic class that is parameterised over types, so it is not possible to know the specific type in a static manner.

2.5 Dafny

Dafny [100, 68] is an imperative object-based language with built-in specification constructs. The Dafny static program verifier can be used to verify the functional correctness of programs. Dafny runs under Microsoft Visual Studio, and from the command line, that requires a .NET virtual machine. Dafny provides support for the annotation of programs as contracts: pre- and post-conditions. It also provides support for abstract specifications through the definition and

use of **ghost** variables and methods, and for the definition and specification of mathematical functions. Functions are specification-only constructs; they exist for verification-only purposes and are **ghost** by default. The **requires** specification of the function (that goes in the same direction of **requires** JML clause) may be used to define its domain (partial functions). Post-conditions are written as **ensures** specifications (that also goes in the same direction of **ensures** JML clause). It represents the post-state of the function and must hold when the caller of the function meets the pre-state. Pre- and post-conditions must be written at the beginning of the function. The **assert** clause can be written somewhere in the middle of the function. It tells that a particular expression always holds when control reaches that part of the code. The **reads** part declares the function's frame condition, that is all the memory locations that the function is allowed to read [100, 68]. Finally, the **decreases** part states the termination metrics of the function.

Program verification with Dafny works by translating the program written in Dafny to the Boogie 2 proving engine [12] in such a way that the correctness of the Boogie program implies the correctness of the Dafny program.

2.6 Software Design Patterns

Code patterns are common to many software solutions. According to [7], a software pattern “creates a common structure to help software developers to resolve recurring problems encountered throughout software development”.

Gamma et. al. popularised the term Software Design Patterns [62], that is a reusable solution to a common problem within a given context. A Design Pattern is not an implementation of a solution but a template for addressing the problem. One of these Software Design Patterns is Model-View-Controller (MVC). MVC separates the internal representation of the information from the user's perspective. It is composed of three components namely the Model (M), the Controller (C), and Views (V). All components interact with each other:

- the Controller is a bridge between the Model and the Views. It sends commands to the Model for it to update its state. The Controller also sends commands to the Views to change the presentation of the Model,
- the Model contains the logic of the system. It sends information to the Controller and Views every time the Model changes its state,
- the Views, that are the graphical representation of the information, request information from the Model necessary to update the information presented to the user.

MVC design pattern is commonly used for the development of Graphical User Interfaces (GUI) since the separation of the internal presentation of information allows developers to change just the Views.

Chapter 3

Translating B Machines to JML Specifications

This chapter. This chapter presents a translation from B machines to JML specifications defined through syntactic rules. It also presents the implementation of this translation as the *B2Jml* tool. The tool enables B experts to use Refinement Calculus techniques to develop critical components in B, and then translate the result to JML for developers with less mathematical expertise to be able to implement code that respects the JML specification. *B2Jml* enables developers to use lightweight JML tools such as the *jmle* tool for executing JML specifications [69, 41], runtime assertion checkers and static analysers [26]. *B2Jml* fully supports the B syntax except for the B constructs for multiple incremental specifications of machines, e.g. for including, importing, seeing, or extending other machines. We integrated *B2Jml* to the ABTools suite [19]. We have validated the tool by applying it to a moderately complex B model of a social networking site. We further executed the resulting JML specifications against a suite of test cases developed for a hand-translation of a B model. The full code of the implementation of the *B2Jml* tool is available at [21].

The work presented in this chapter inspired the work presented in the rest of this thesis. It has been published in [42, 37]. I participated in this work at the end of the implementation of the *B2Jml* tool.

The rest of this chapter is organised as follows. Section 3.1 describes the set of transition rules that translate B models to JML abstract class. These rules are implemented as the *B2Jml* tool and integrated into the ABTools suite. Section 3.2 presents the implementation. We have validated *B2Jml* by applying it to the B model presented in Section 3.3. The B model is a moderately complex model of a social networking site. That section also presents the resulting JML abstract Java class. Finally, Section 3.4 gives conclusions.

Contributions. *i)* We present the definition of the translation of B machines into JML specifications via syntactic rules, and *ii)* we present the implemen-

tation of this translation as *B2Jml* tool. Users might prefer to use JML since *a)* implementing a JML specification in Java is much more straightforward than implementing an equivalent B machine in Java. And *b)* the user may be more familiar with JML syntax than B notation.

Related work. Jin and Yang [65] outline an approach for translating VDM-SL to JML. Their motivations are similar to the *B2Jml* tool in viewing VDM-SL as a better language for modelling at an abstract level (as in B), and JML as a better language for working closer to an implementation level. Their approach has not been automated – they only describe a strategy for translating specifications by hand.

Boulanger [20] describes partially automated translations between B and VHDL (in both directions). This approach permits co-design – verified B implementation machines can be translated to VHDL for realisation in hardware, and translations of VHDL libraries can be used by B machines. Hence, these translations allow designers to verify models of hardware components.

Bouquet et. al. have defined a translation from JML to B[23] and implemented their approach as the JML2B tool [24]. Although their translation goes in the opposite direction of the work presented here, their motivation is quite similar – they view translation as a way to gain access to more appropriate tools for the task at hand, which in this case is verifying the correctness of an abstract model without regard to code. JML verification tools are primarily concerned with verifying the correctness of code with respect to specifications, while B has much stronger tool support for verifying models.

In some ways, translating from JML to B is a more difficult problem than the reverse, as JML includes many concepts (objects, inheritance, exceptions, etc.) that do not appear in B. Hence, Bouquet et al. were required to build representations of these concepts in B for use by their translated machines. Distinguishing pre- and post-state values required considerable effort, while in *B2Jml* translation it was relatively clear which parts of a B machine should be evaluated in the pre-state, and which parts needed to be evaluated in the post-state. The translations are also similar because the correspondence between PRE substitutions and **requires** clauses; invariants in both languages; B operations and JML methods and so on is straightforward. One significant difference is that Bouquet et. al. translate a JML class specification to a B machine that has a set variable containing all instances of the class. Additional variables of the machine represent each JML field as a function from this set of instances to the value of the field for that instance. This provides a mechanism for distinguishing pre- and post-state values (by making copies of these functions), but also forces the B operation representing a JML method to take the calling object as an explicit parameter, rather than referring directly to the machine variables in the usual way. This makes the correspondence between the JML specification and the B machine more difficult to see.

3.1 The Translation from B to JML

The translation from B to JML is implemented with the aid of a `B2Jml` operator. It is defined (via syntactic rules), it takes B syntax as input and returns the corresponding JML specification. To assist in this translation, we defined a `MOD` operator. It calculates the set of variables modified by an operation. The definition of `MOD` is inspired by the syntactic rules backing the analysis performed by the Chase tool in [32]. Further, a `TypeOf` operator is employed (without definition) to denote the inference of the type of a B variable and its translation into a corresponding JML type. Correspondence between B and JML types is briefly described at the end of section 3.1.2.

`B2Jml` translates a B abstract or refinement machine to a JML annotated abstract Java class. The machine variables become **model** fields, and operations are translated to abstract methods with JML specifications. A preconditioned substitution in B generates JML (normal and exceptional) method specification cases. Additionally, although substitutions in B have no explicit notion of post-condition, `B2Jml` translates other substitutions to JML post-conditions that relate the pre- and post-state values of the variables modified by the substitution. The rules defining `B2Jml` are deterministic so one cannot apply two different rules at the same time. In this sense, these rules define a calculus that computes the translation of B into JML. `B2Jml` does not fully consider the language B0 (B0 contains constructs closer to an implementation e.g. *WHILE*)

Section 3.1.1 presents the translation of general substitutions, Section 3.1.2 presents the translation of other B syntaxes.

3.1.1 Translating Substitutions

Rule `Sel` translates a guarded substitution to a JML implication (\Rightarrow) in which the antecedent is obtained from the translation of the guard and the consequent is obtained from the translation of the nested substitution. This matches the definition of a guarded substitution in B presented in Figure 2.1 where in a guarded substitution `WHEN P THEN S END`, substitution *S* is executed under the assumption of *P*. Rules `When` generalise rule `Sel`. The first rule `When` is a synonym of rule `Sel`, in B, the construct for `WHEN` in the form `WHEN P THEN S END` can be seen as `SELECT P THEN S END` so it is translated in the same way as `SELECT`. The second rule `When` considers two guards¹.

$$\frac{\text{Pred}(P) = \mathbb{P} \quad \text{B2Jml}(S) = S}{\text{B2Jml}(\text{SELECT } P \text{ THEN } S \text{ END})} \text{ (Sel)}$$

$$=$$

$$\backslash \text{old}(P) \Rightarrow S$$

¹The rule for the simultaneous substitution $S \parallel SS$ is presented later in this section.

$$\frac{\text{Pred}(P) = P \quad \text{B2Jml}(S) = S}{\text{B2Jml}(\text{WHEN } P \text{ THEN } S \text{ END})} \text{ (When)}$$

$$=$$

$$\backslash \text{old}(P) ==> S$$

$$\frac{\begin{array}{l} \text{Pred}(P) = P \quad \text{B2Jml}(S) = S \\ \text{Pred}(Q) = Q \quad \text{B2Jml}(T) = T \end{array}}{\text{B2Jml}(\text{SELECT } P \text{ THEN } S \\ \text{WHEN } Q \text{ THEN } T \text{ END})} \text{ (When)}$$

$$=$$

$$(\backslash \text{old}(P) ==> S) \ \&\& \\ (\backslash \text{old}(Q) ==> T)$$

Rules If and IfElse translate the IF and IF ELSE substitutions to JML.

$$\frac{\text{Pred}(P) = P \quad \text{B2Jml}(S) = S}{\text{B2Jml}(\text{IF } P \text{ THEN } S \text{ END})} \text{ (If)}$$

$$=$$

$$\backslash \text{old}(P) ==> S$$

$$\frac{\text{Pred}(P) = P \quad \text{B2Jml}(S) = S \quad \text{B2Jml}(T) = T}{\text{B2Jml}(\text{IF } P \text{ THEN } S \text{ ELSE } T \text{ END})} \text{ (IfElse)}$$

$$=$$

$$\backslash \text{old}(P) ? S : T$$

Rule Pre presents the translation of preconditioned substitutions. A preconditioned substitution is conceptually different from a guarded substitution. While a guarded substitution imposes a condition on the internal behaviour of the machine, a preconditioned substitution imposes a condition (the pre-condition) on the caller. Hence, a preconditioned substitution aborts if the pre-condition does not hold. This matches the definition of preconditioned substitutions presented in Figure 2.1 where in order to execute the substitution S in a preconditioned substitution $\text{PRE } P \text{ THEN } S \text{ END}$ one must prove P . In JML, the behaviour of preconditioned substitution is modelled by throwing an exception.

$$\frac{\text{Pred}(P) = P \quad \text{MOD}(S) = A \quad \text{B2Jml}(S) = S}{\text{B2Jml}(\text{PRE } P \text{ THEN } S \text{ END}) =} \text{ (Pre)}$$

```

/*@public normal_behavior
  requires P; assignable A;
  ensures S;
also public exceptional_behavior
  requires !P; assignable \nothing;
  signals(Exception) true; */

```

38 Chapter 3 – Translating B Machines to JML Specifications

Rule **Choice** below introduces the translation for bounded choice substitutions, whose meaning is the meaning of any of the nested substitutions.

$$\frac{\text{B2Jml}(S) = S \quad \text{B2Jml}(T) = T}{\text{B2Jml}(\text{CHOICE } S \text{ OR } T \text{ END}) = S \parallel T} \text{ (Choice)}$$

Rule **Any** generalises rule **When** for unbounded choice substitutions. The type of the variable x is inferred from its usage in the predicate P and substitution S . If at least one value of x satisfies P , any value can be chosen for use in S . If no x satisfies P , the substitution is equivalent to **skip**.

$$\frac{\text{Pred}(P) = P \quad \text{B2Jml}(S) = S \quad \text{TypeOf}(x) = \text{Type}}{\begin{array}{l} \text{B2Jml}(\text{ANY } x \text{ WHERE } P \text{ THEN } S \text{ END}) = \\ (\backslash \text{exists } \text{Type } x; \backslash \text{old}(P) \ \&\& \ S) \parallel \\ (\backslash \text{forall } \text{Type } x; !\backslash \text{old}(P)) \end{array}} \text{ (Any)}$$

The **VAR** construct in B introduces a local variable x in the scope of a substitution S , and so is equivalent to an **ANY** substitution that does not constrain its bound variable [2].

$$\frac{}{\begin{array}{c} \text{B2Jml}(\text{VAR } x \text{ IN } S \text{ END}) \\ = \\ \text{B2Jml}(\text{ANY } x \text{ WHERE TRUE THEN } S \text{ END}) \end{array}} \text{ (Loc)}$$

Rule **Asg** presents the translation of an assignment from an expression E to a variable v , the simplest nontrivial substitution in B. This substitution is mapped to a JML predicate in which the value of the variable in the post-state equals the value of the expression evaluated in the pre-state. If the variable v is of a primitive type, the translation will use `==` rather than the `equals` method.

$$\frac{\text{Pred}(E) = E}{\text{B2Jml}(v := E) = v.\text{equals}(\backslash \text{old}(E))} \text{ (Asg)}$$

Rule **Sim** presents the rule for the simultaneous substitution $S \parallel SS$, in which SS could be another simultaneous substitution. As the name indicates, the nested substitutions occur simultaneously. Note that our rules translate $x := y \parallel y := x$ to $x.\text{equals}(\backslash \text{old}(y)) \ \&\& \ y.\text{equals}(\backslash \text{old}(x))$, that matches the B semantics. B does not allow simultaneous assignments to the same variable.

$$\frac{\text{B2Jml}(S) = S \quad \text{B2Jml}(SS) = SS}{\begin{array}{c} \text{B2Jml}(S \parallel SS) \\ = \\ S \ \&\& \ SS \end{array}} \text{ (Sim)}$$

Further, frame conditions are checked; the only variables modified by a general substitution are those modified by assignments within the substitution.

3.1 The Translation from B to JML

39

Hence, a set of **Mod** rules are defined to calculate the set of these variables. In rule **ModAsg** below, the assigned variable is added to the frame-condition set. Other rules for B substitutions are **ModSel**, **ModGua**, **ModAny**, **ModCho** and **ModSim**. These rules are similar to the ones underpinning the checking performed by the Chase tool [32].

$$\begin{array}{c}
 \frac{}{\text{MOD}(v := E) = \{v\}} \text{ (ModAsg)} \\
 \\
 \frac{\text{MOD}(S) = S}{\text{MOD}(\text{SELECT } P \text{ THEN } S \text{ END}) = S} \text{ (ModSel)} \\
 \\
 \frac{\text{MOD}(S) = S \quad \text{MOD}(T) = T}{\text{MOD}(\text{SELECT } P \text{ THEN } S \text{ WHEN } Q \text{ THEN } T \text{ END}) = S \cup T} \text{ (ModGua)} \\
 \\
 \frac{\text{MOD}(S) = S}{\text{MOD}(\text{ANY } x \text{ WHERE } P \text{ THEN } S \text{ END}) = S} \text{ (ModAny)} \\
 \\
 \frac{\text{MOD}(S) = S \quad \text{MOD}(T) = T}{\text{MOD}(\text{CHOICE } S \text{ OR } T \text{ END}) = S \cup T} \text{ (ModCho)} \\
 \\
 \frac{\text{MOD}(S) = S \quad \text{MOD}(T) = T}{\text{MOD}(S \parallel T) = S \cup T} \text{ (ModSim)}
 \end{array}$$

As the variable introduced by a **VAR** substitution is local to that substitution, it should not appear in an **assignable** clause and so is removed via rule **ModVar**.

$$\frac{\text{MOD}(S) = S}{\text{MOD}(\text{VAR } x \text{ IN } S \text{ END}) = S - \{x\}} \text{ (ModVar)}$$

3.1.2 Beyond Substitutions

First the translation of an entire B machine into a JML-annotated Java class is presented, followed by the translation of the components of that machine. As presented here, the translation considers only a single carrier set, only a single variable and so on, but can easily be extended to multiple carrier sets, variables, etc.

$$\begin{array}{c}
\begin{array}{ll}
\text{B2Jml}(\text{SETS } s) = S & \text{B2Jml}(\text{CONSTANTS } c) = C \\
\text{B2Jml}(\text{VARIABLES } v) = V & \text{B2Jml}(\text{PROPERTIES } P) = P \\
\text{B2Jml}(\text{INVARIANT } I) = I & \text{B2Jml}(\text{ASSERTIONS } A) = A \\
\text{B2Jml}(\text{INITIALISATION } B) = B & \text{B2Jml}(Q) = Q
\end{array} \\
\hline
\text{B2Jml}(\text{MACHINE } M) = \text{ (M)} \\
\begin{array}{l}
\text{SETS } s \\
\text{CONSTANTS } c \\
\text{PROPERTIES } P \\
\text{VARIABLES } v \\
\text{INVARIANT } I \\
\text{ASSERTIONS } A \\
\text{INITIALISATION } B \\
\text{OPERATIONS } Q \\
\text{END) =} \\
\text{public abstract class } M \{ \\
\quad S \ C \ V \ P \ I \ A \ B \\
\\
\quad Q \\
\}
\end{array}
\end{array}$$

B operations can contain input and output parameters as shown by Rules Oper.

$$\begin{array}{c}
\text{B2Jml}(Q) = Q \\
\hline
\text{B2Jml}(op = Q) = \text{ (Oper)} \\
\begin{array}{l}
Q \\
\text{public abstract void } op ();
\end{array} \\
\\
\begin{array}{ll}
\text{TypeOf}(r) = Tr & \text{TypeOf}(par) = Tp \\
\text{B2Jml}(Q) = Q
\end{array} \\
\hline
\text{B2Jml}(r \leftarrow op(par) = Q) = \text{ (Oper)} \\
\begin{array}{l}
Q \\
\text{public abstract } Tr \ op (Tp \ par);
\end{array}
\end{array}$$

The return type of the corresponding method is either the translated type of the single output parameter, or `Object []` in order to contain the values of multiple output parameters.

As there is not information about carrier sets, they are simply modelled as sets of integers as shown in Rule Set. All constants are being translated

as **final ghost** variables, using **ghost** variables because JML **model** variables can not be declared **final**. Like **model** variables, **ghost** variables are specification only and so do not appear directly in implementations. Note that different instances of the class could use different carrier sets, so the field should not be static.

$$\frac{}{\text{B2Jml}(\text{SETS } s)} \text{ (Set)}$$

$$=$$

```
/*@ public final ghost JMLEqualsSet<Integer> s =
    new Range(INT.Min, INT.Max); */
```

Rule Enum translates enumerated sets to sets of strings, where each string is the name of an enumeration constant. Method `convertFrom` returns a set containg all elements of the given array.

$$\frac{}{\text{B2Jml}(\text{VARIABLES } v = \{s_1, \dots, s_n\})} \text{ (Enum)}$$

$$=$$

```
/*@ public static final ghost
    JMLEqualsSet<String> v
    = JMLEqualsSet.convertFrom(
    new String [] { "s1", ..., "sn" }); */
```

Rule Cons uses `TypeOf` to infer the type of a constant from the PROPERTIES section of the machine.

$$\frac{\text{TypeOf}(c) = \text{Type}}{\text{B2Jml}(\text{CONSTANTS } c)} \text{ (Cons)}$$

$$=$$

```
//@ public static final ghost Type c;
```

As B PROPERTIES clauses specify properties of constants, Rule Prop translates them as **static invariants**.

$$\frac{\text{Pred}(P) = P}{\text{B2Jml}(\text{PROPERTIES } P)} \text{ (Prop)}$$

$$=$$

```
//@ public static invariant P;
```

Ordinary machine variable declarations are translated to JML **model** variables. The type of the variable is inferred from the machine invariant.

$$\frac{\text{TypeOf}(v) = \text{Type}}{\text{B2Jml}(\text{VARIABLES } v)} \text{ (Var)}$$

$$=$$

```
//@ public model Type v;
```

42 Chapter 3 – Translating B Machines to JML Specifications

B invariant are translated to JML **invariants** and B assertions are translated as redundant invariants, as both assertions and redundant invariants are implied by ordinary invariants.

$$\frac{\text{Pred}(I) = I}{\text{B2Jml}(\text{INVARIANT } I) = // @ \text{ public invariant } I;} \text{ (Inv)}$$

$$\frac{\text{Pred}(I) = I}{\text{B2Jml}(\text{ASSERTIONS } I) = // @ \text{ public invariant_redundantly } I;} \text{ (Ass)}$$

A B INITIALISATION clause is translated to a JML **initially** clause, as both provide initial values for variables. The assertion within the **initially** clause uses == rather than calling the equals method if the type of v is primitive.

$$\frac{\text{Pred}(E) = E}{\text{B2Jml}(\text{INITIALISATION } v := E) = // @ \text{ initially } v.\text{equals}(E);} \text{ (Init)}$$

The language used in B expressions is essentially predicate logic and set theory. In the translation, sets, binary relations and binary functions are being presented by the JML library model classes `JMLEqualsSet`, `JMLEqualsToEqualsRelation`, and `JMLEqualsToEqualsMap` respectively. These classes test membership using the `equals` method of the class that the elements belong to, rather than the Java `==` operator. Several examples of rules for translating B operators on these types are presented below, where s_i 's are sets and r is a relation.

$$\frac{\text{Pred}(s_1) = s1 \text{ Pred}(s_2) = s2}{\text{B2Jml}(s_1 \subseteq s_2) = s1.\text{isSubset}(s2)} \text{ (Subset)}$$

$$\frac{\text{Pred}(x) = x \text{ Pred}(s) = s}{\text{B2Jml}(x \in s) = s.\text{has}(x)} \text{ (Has)}$$

$$\frac{\text{Pred}(r) = r \text{ Pred}(s) = s}{\text{B2Jml}(r[s]) = r.\text{image}(s)} \text{ (Image)}$$

`TypeOf` maps a B set type to the JML model class `JMLEqualsSet`, a relation type to `JMLEqualsToEqualsRelation`, and a function type to `JMLEqualsToEqualsMap`. As the types of B variables are specified implicitly (by stating membership in some possibly deferred set), the type must be inferred from its usage within the machine. This type inference was already implemented in `ABTools` (see Section 3.2), so in the implementation is translated from the representation of B types used by `ABTools` to the corresponding JML types.

A library code to capture additional properties of B types is being used. For instance, given the B expression:

$$d \in \mathbb{P}(\mathbb{N}) \ \& \ r \in \mathbb{P}(\mathbb{N}) \ \& \ f \in d \rightarrow r$$

that states that f is a total function from d to r , the type of f is translated as `JMLEqualsToEqualsMap<Integer, Integer>` and the following is generated as part of the class invariant:

```
(new Total<Integer, Integer>(d, r)).has(f)
```

Library class `org.jmlspecs.b2jml.util.Total` represents the set of all total functions from the specified domain to the specified range, so the `has` method returns true if and only if f is a total function from d to r .

3.2 The *B2Jml* Tool

The *B2Jml* tool is integrated into ABTools [19], that is an open source environment for developing B language processing tools. Full source code for ABTools and *B2Jml* is available in [21]. ABTools uses ANTLR [90] to generate a parser for B. The parser constructs abstract syntax trees, that are then traversed (using an ANTLR tree walker) to infer and attach type information to each node. ABTools can currently generate refinement proof obligations and translate B machines to ASCII, \LaTeX , HTML and XML formats, and has some initial support for generating C and Java implementations. This functionality is also implemented via ANTLR tree walkers.

The bulk of the *B2Jml* implementation is realised as an additional ANTLR tree walker, that implements the `B2Jml`, `MOD`, and `TypeOf` operators presented previously. The tree walker traverses the syntax tree constructed by ABTools to generate the JML specification as indicated by the rules for `B2Jml`, collecting the variables that are modified by each operation as a side effect. Additional utility classes implement the B operators on functions, relations and sequences that do not directly correspond to methods of the JML model classes, as well as providing support for B typing via classes such as `org.jmlspecs.b2jml.util.Total` as previously described.

Installing the *B2Jml* tool: *B2Jml* is part of the ABTools distribution, so to use it one needs to install ABTools from eclipse. It can be installed in Eclipse downloading the sources from the SVN repository <https://abtools.svn.sourceforge.net/svnroot/abtools>. To run *B2Jml* one needs to add the argument `-toJML`. More detailed instructions on how to install and use the tool can be found at [34].

3.3 Using the *B2Jml* Tool

We have validated *B2Jml* tool by applying it to a moderate complex B model of a Social Networking Site, an excerpt of this model is presented in Chapter 2

(Section 2.1.1 page 22)

3.3.1 Generating JML-annotated Abstract Java Classes

We used *B2Jml* tool to translate the most abstract B machine for the social networking site described in [39]. Then, the resulting JML-annotated Java abstract class was typed and syntax-checked with OpenJML [46]. Figure 3.1 presents the output of applying the *B2Jml* tool to the B model in Figure 2.2. Figure 3.1 shows how *B2Jml* tool translates B carrier sets as **final ghost** variables with type `JMLEqualsSet<Integer>`, and B variables as **model** variables and the type is calculated from the B **invariant** using the `TypeOf` operator previously introduced. The B invariant is translated as a JML **invariant**, and the initialisation in B is translated as **initially** clause in JML. Class `ModelUtils` defines the method `maplet` that receives two parameters and returns an instance of class `JMLEqualsEqualsPair` with both values, the method `toRel` converts a set of pair to an instance of `JMLEqualsToEqualsRelation`, the method `toSet` receives several parameters and returns a `JMLEqualsSet` containing all parameters, and the method `cartesian` that returns the cross-product of two sets.

In the specification of the *transmit_rc* method, the **normal_behavior** case guarantees that if the **requires** clause (pre-condition) is satisfied, no exception will be thrown, only the locations listed in the **assignable** clause can be modified by the method, and the post-state will satisfy the **ensures** clause (post-condition). In an **ensures** clause, expressions in `\old` are evaluated in the pre-state, while all other expressions are evaluated in the post-state. The **exceptional_behavior** case specifies that the method will throw an exception and no locations will be modified if its pre-condition is satisfied.

As a further validation step, the translated specification was executed using the *jmle* tool [69, 41]. This tool translates JML specifications to constraint programs, that can then be run using the Java Constraint Kit (JCK) [1]. Methods in the generated constraint programs can be called from ordinary Java code, so the programs can be used directly as (large and slow) Java implementations of the JML specifications they were generated from. As the translation rules were being developed for *B2Jml*, they were used to produce a hand-translation of the social networking machine. *jmle* was used to execute this hand-translation against a suite of JUnit test cases designed to check that the behaviour of this translation was as expected. This also provided a convenient way to check that *B2Jml* behaved as expected - when the implementation was mature enough, *B2Jml* was used to translate the B machine to JML, and then used *jmle* to translate the JML specification to a constraint program. The suite of JUnit test cases were ran against this program, confirming that the behaviour of the specification generated by *B2Jml* matched the behaviour of the hand translation for this set of test cases.

Finally, as all operations of the B model have been verified to preserve the machine invariant using Atelier B [8], the tool gives the confidence that all methods in the JML specification preserve the invariant as well. Note that the

```
import org.jmlspecs.models.*;

public abstract class SOCIAL_NETWORK{
  //@ public final ghost JMLEqualsSet<Integer> PERSON = new Range(INT.Min,INT.Max);
  //@ public final ghost JMLEqualsSet<Integer> RAWCONTENT = new Range(INT.Min,INT.
    Max);
  //@ public model JMLEqualsSet<Integer> person;
  //@ public model JMLEqualsSet<Integer> rawcontent;
  //@ public model JMLEqualsToEqualsRelation<Integer,Integer> content;

  /*@ public invariant person.isSubset(PERSON)
    && rawcontent.isSubset(RAWCONTENT)
    && new Relation<Integer,Integer>(person,rawcontent).has(content)
    && content.domain().equals(person)
    && content.range().equals(rawcontent);*/

  /*@ public initially person.isEmpty() &&
    rawcontent.isEmpty() && content.isEmpty();*/

  /*@ public normal_behavior
    requires rawcontent.has(rc) && person.has(ow)
    && person.has(pe) && !ow.equals(pe)
    && !content.has(ModelUtils.maplet(pe,rc));
    assignable content;
    ensures (\exists JMLEqualsSet<Integer> prs;
      \old(prs.isSubset(person));
      content.equals(\old(ModelUtils.toRel(
        content.union(ModelUtils.toRel(
          ModelUtils.maplet(pe,rc)))
        .union(ModelUtils.cartesian(prs,
          ModelUtils.toSet(rc))))));
    also public exceptional_behavior
    requires !(rawcontent.has(rc) && person.has(ow)
    && person.has(pe) && !ow.equals(pe)
    && !content.has(ModelUtils.maplet(pe,rc)));
    assignable \nothing; signals(Exception) true;*/
  public abstract void transmit_rc(Integer rc, Integer ow, Integer pe);
}
```

Figure 3.1: A JML specification of a social networking class.

meanings of B machine invariants and JML class invariants are closely related - both are assertions that the machine variables/class fields must satisfy both before and after the execution of any operation/public method.

3.4 Conclusion

In this chapter we presented some translation rules to produce JML specifications from B machines. We also introduced the implementation of the rules as the *B2Jml* tool that is integrated to the ABTools suite. We validated *B2Jml* by applying it to a social networking model written in B. The B model is composed of an abstract machine that defines the core of a social network and five refinements that add functionality to it. *B2Jml* was able to generate JML specifications from the abstract machine and all five refinements of the Social Networking B model. As a further validation of *B2Jml* we used OpenJML [46] to type-check the JML specifications generated for the Social Networking B model. OpenJML uncovered some problems with our tool regarding type inference of variables, we used OpenJML's feed-back to correct these problems.

B2Jml bridges Refinement Calculus with B and Design-by-Contract with JML allowing people from different backgrounds to work together in the development of software. *B2Jml* enables experts in B methodology to model systems in B, where the model can be proven correct w.r.t. some properties. Then, the user decides the level of abstraction in B so as to generate JML specifications of the model. From the JML specification, an expert in JML can use JML machinery, such as *jmle* [69], to validate the JML specification. Finally, to manually write Java code and use JML machinery, such as OpenJML [46], to verify if the manually written Java code meets the JML specification. *B2Jml* makes the generation of Java code from B models easier than directly implement Java code from the B machine, or refine the B machine close to an implementation machine.

The work presented in this chapter has some limitations: *B2Jml* does not fully support the syntax underlying B. This imposes restrictions to the user to translate B models to JML; the translation has not been proven correct in the logic of a prover. We have validated *B2Jml* by applying it to a B model, however, to gain full confidence of the tool we need to prove the soundness of the translation rules; and generated JML specifications contains generic types that cannot (yet) be handled by the current JML tools.

We decided not to maintain this tool since we realised that Event-B offers more benefits (discussed later on) than B. We decided to put our effort in defining and implementing a tool that works over Event-B (as explained in Chapter 4).

Chapter 4

Translating Event-B Machines to JML Specifications

This chapter. The work presented in this chapter goes in the same direction of the previous chapter. The previous chapter describes how B machines can be translated into JML specifications, whilst this chapter shows a translation of Event-B machines to JML specifications. Event-B method is a derivative formalism of the B method, and it is also introduced by Abrial J.-R. [4].

We considered Event-B machines instead of B machines mainly because Event-B is considered a stronger language than B. For instance, Event-B enables users to define new events that refine the **skip** event, whereas this is not allowed in classical B. Secondly, an event in Event-B can be refined as several events whereas this is not possible in B. Thirdly, the B method is devoted to the development of Correctness-by-Construction software, whereas the purpose of Event-B is used to model full systems (including hardware, software and environment). Fourthly, Event-B provides more flexibility to model systems as it is composed of contexts and machines, that allows users to separate the static and dynamic parts of a system. A context contains definitions and properties of types and constants. A machine contains state variables, invariants and events that update the variables.

This chapter presents the definition rules for a translation from Event-B to JML specifications and the implementation of this translation as the *EventB2Jml* tool [35], that is a plug-in for the Rodin platform. Many of the B constructs for multiple incremental specification of machines (such as the **INCLUDES**, **IMPORTS**, and **SEES** keywords) that we did not implement in *B2Jml* tool are not included in Event-B, so their translation rules do not need to be defined for machine composition. The translation has been validated by applying the *EventB2Jml* tool to a moderately complex Event-B model MIO, a model for a transportation system. The MIO model is presented in [38]. The tool generated

48 Chapter 4 – Translating Event-B Machines to JML Specifications

a JML-annotated Java abstract class. We further manually added Java code for this abstract class. The rest of this chapter is organised as follows. Section 4.1 presents our approach to the translation of Event-B models into JML specifications. Section 4.2 presents the *EventB2Jml* tool that implements the translation, and Section 4.3 shows an example to demonstrate our approach and tool. Section 4.4 is devoted for conclusions.

Contributions. The main contributions of this chapter are *i)* the definition of a translation of Event-B models to JML through a collection of rules. *ii)* The implementation of this translation as the *EventB2Jml* tool.

Related work. In [80], Méry and Singh present the EB2ALL tool-set that includes the EB2C, EB2C++, EB2J, and EB2C[#] plug-ins, each translating Event-B machines to the indicated language. Unlike *EventB2Jml*, EB2ALL supports only a small subset of Event-B’s syntax, and users are required to write a final Event-B implementation refinement in the syntax supported by the tool. In [86], Ostroumov and Tsiopoulos present the EHDL prototype tool that generates VHDL code from Event-B models. The tool supports a reduced subset of Event-B’s syntax and users are required to extend the Event-B model before it can be translated. In [109], Wright defines a B2C extension to the Rodin platform that translates Event-B models to C code. The Code Generation tool [56] generates concurrent Java and Ada programs for a *tasking* extension [57] of Event-B. As part of the process of generating code with the Code Generation tool, the model need to be in a concrete refinement, and users are asked to model the flow of the execution of events in the tasking extension. *EventB2Jml* differs from all of these tools in that *EventB2Jml* does not require user intervention before translation, and can translate a much larger subset of Event-B syntax.

Jin and Yang [65] outline an approach for translating VDM-SL [66] to JML. Their motivations are similar to ours in that they view VDM-SL as a better language for modelling at an abstract level (much the way that we view Event-B), and JML as a better language for working closer to the implementation level. In fact, they translate VDM variables to Java fields, thus dictating the fields of an implementation.

4.1 The Translation from Event-B to JML

The translation from Event-B to JML is implemented with the aid of an EB2Jml operator, that translates an Event-B machine and any context that it “sees” to a JML annotated Java abstract class. Operator EB2Jml uses three helper operators that work in the same direction as the previous Chapter, namely, Pred, MOD, and TypeOf.

Figure 4.1 presents Rule M, that translates a machine *M* that sees context *ctx*. All Event-B proof obligations are assumed to be discharged before a machine is translated, so that proof obligations and closely associated Event-B

$$\begin{array}{l}
\text{EB2Jml}(\text{sets } s) = S \\
\text{EB2Jml}(\text{constants } c) = C \\
\text{EB2Jml}(\text{axioms } X(s, c)) = X \\
\text{EB2Jml}(\text{theorems } T(s, c)) = T \\
\hline
\text{EB2Jml}(\text{context } ctx \\
\quad \text{sets } s \\
\quad \text{constants } c \\
\quad \text{axioms } X(s, c) \\
\quad \text{theorems } T(s, c) \\
\quad \text{end} \\
) = \\
\text{public abstract class } M\{ \\
\quad SCXTVIE \\
\}
\end{array}
\quad (M)$$

Figure 4.1: The translation of the Event-B machine M , and the context ctx that M sees to JML-annotated Java abstract class.

constructs (namely witnesses and variants) need not be considered in the translation. A witness contains the value of a disappearing abstract event variable, and a variant is an expression that should be decreased by all **convergent** Event-B events and should not be incremented by any **anticipated** Event-B events. An Event-B machine is translated to a single JML-annotated Java abstract class, that can then be extended by a subclass that implements the abstract methods¹. This might allow the translation to be re-run when the Event-B model is updated without the risk of losing hand-written or generated Java code². The translation of the context ctx is incorporated into the translation of machines that “see” the context.

JML **model** fields are appropriate for representing machine variables. Carrier sets and constants are also translated as JML **model** fields with the addition of a history **constraint** that prevents any change in the value of the field. **model** fields can be attached to a **represents** clause to the declaration of the associated implementation field³. As there is no type information about carrier sets in Event-B, they are simply translated as sets of integers as depicted by rule Set.

¹Rule defined in Chapter 5 for Event-B machines does not translate an Event-B machine to an abstract Java class but to a Java concrete class since rules in Chapter 5 generate an actual implementation of an Event-B machine.

²Notice that big changes in the Event-B model may imply big changes in the Java abstract class generated that might invalidate the existing subclass.

³Carrier sets, constants and variables in Chapter 5 are translated as concrete Java (**static final**) fields, so no **model** field specification is then generated.

50 Chapter 4 – Translating Event-B Machines to JML Specifications

$$\frac{}{\text{EB2Jml}(\text{sets } s) = \text{Set}} \quad (\text{Set})$$

```

/*@ public model BSet<Integer> s;
   public constraint s.equals(\old(s)); */

```

Translation of constants and machine variables is similar, except that constants are constrained to be immutable as previously described. If the constant c is of a primitive type, the translation will use `==` rather than the `equals` method. The helper operator `TypeOf` translates the type of an Event-B variable or constant to the JML representation of that type.

$$\frac{\text{TypeOf}(c) = \text{Type}}{\text{EB2Jml}(\text{constants } c) = \text{Cons}} \quad (\text{Cons})$$

```

/*@ public model Type c;
   public constraint c.equals(\old(c)); */

```

$$\frac{\text{TypeOf}(v) = \text{Type}}{\text{EB2Jml}(\text{variables } v) = \text{Var}} \quad (\text{Var})$$

```

/*@ public model Type v;

```

As axioms are often used to specify properties of constants, they are translated as invariants. In Event-B, theorems should be provable from axioms, matching the semantics of the **invariant_redundantly** clause in JML⁴. Event-B invariants are naturally translated as JML **invariants**. Operator `Pred` translates an Event-B predicate or expression to its JML counterpart.

$$\frac{\text{Pred}(X(s, c)) = \text{X}}{\text{EB2Jml}(\text{axioms } X(s, c)) = \text{X}} \quad (\text{Axiom})$$

```

/*@ public invariant X;

```

$$\frac{\text{Pred}(T(s, c)) = \text{T}}{\text{EB2Jml}(\text{theorems } T(s, c)) = \text{T}} \quad (\text{Theorem})$$

```

/*@ public invariant_redundantly T;

```

$$\frac{\text{Pred}(I(s, c, v)) = \text{I}}{\text{EB2Jml}(\text{invariants } I(s, c, v)) = \text{I}} \quad (\text{Inv})$$

```

/*@ public invariant I;

```

An *initialisation* event executes once to initialise the machine variables, and so is naturally translated to a JML **initially** clause. `EB2Jml` is used recursively to translate the actions of the *initialisation* event.

⁴Notice that this definition does not match the definition of axioms in Event-B since JML **invariants** should be verified, contrary to Event-B **axioms** that are taken for granted. We corrected this issue in Chapter 5. Rules defined in Chapter 5 for Event-B axioms and theorems are defined as **static** making clearer that they should refer just to carrier sets and constants.

$$\frac{\text{EB2Jml}(A(s, c, v)) = A}{\text{EB2Jml}(\text{events } \textit{initialisation} \text{ then } A(s, c, v) \text{ end}) = \text{//@ public initially } A;} \quad (\text{Init})$$

Each other event is translated to two JML methods: a guard method that tests if the guard of the corresponding event holds, and a run method that models the execution of the corresponding event. In Rule Any below, variables bound by an **any** construct are existentially quantified in the translation, as any values for those variables that satisfy the guards can be chosen. The translation of the guard is included in the post-condition of the run method in order to bind these same variables, as they can be used in the body of the event. Translation of an event defined using a **when** construct (Rule When) is simpler as no variables need to be bounded. Translation of events uses an additional helper operator MOD, that calculates the set of variables assigned by the actions of an event (the JML **assignable** clause). Rules Any and When defined in Chapter 5 vary from the ones presented here. Rules in Chapter 5 translate an Event-B method to a Java class that extends Java Thread so to simulate the execution of the system as Event-B does. We defined the variables bound by an **any** construct as parameter of the methods guard and run since is more natural to treat them as parameters. Thus the JML spec does not define an quantifier existential.

$$\frac{\begin{array}{l} \text{TypeOf}(x) = \text{Type} \quad \text{Pred}(G(s, c, v, x)) = G \\ \text{MOD}(A(s, c, v, x)) = D \quad \text{EB2Jml}(A(s, c, v, x)) = A \end{array}}{\begin{array}{l} \text{EB2Jml}(\text{event } \textit{evt} \text{ any } x \text{ where } G(s, c, v, x) \\ \quad \text{then } A(s, c, v, x) \text{ end}) = \\ \text{//@ requires true;} \\ \quad \text{assignable } \backslash \text{nothing}; \\ \quad \text{ensures } \backslash \text{result} \leq ==> (\backslash \text{exists Type } x; G); \text{//} \\ \text{public abstract boolean guard_evt}(); \\ \\ \text{//@ requires guard_evt}(); \\ \quad \text{assignable } D; \\ \quad \text{ensures } (\backslash \text{exists Type } x; \backslash \text{old}(G) \ \&\& \ A); \\ \text{also} \\ \quad \text{requires } !\text{guard_evt}(); \\ \quad \text{assignable } \backslash \text{nothing}; \\ \quad \text{ensures true}; \text{//} \\ \text{public abstract void run_evt}(); \end{array}} \quad (\text{Any})$$

52 Chapter 4 – Translating Event-B Machines to JML Specifications

$$\frac{\text{Pred}(G(s, c, v)) = G \quad \text{MOD}(A(s, c, v)) = D \quad \text{EB2Jml}(A(s, c, v)) = A}{\text{EB2Jml}(\text{event } evt \text{ when } G(s, c, v) \text{ then } A(s, c, v) \text{ end}) = A} \text{ (When)}$$

```

/*@ requires true;
    assignable \nothing;
    ensures \result <==> G; */
public abstract boolean guard_evt();

/*@ requires guard_evt();
    assignable D;
    ensures A && \old(G);
also
    requires !guard_evt();
    assignable \nothing;
    ensures true; */
public abstract void run_evt();

```

The JML specification of each `run` method uses two specification cases. In the first case, the translation of the guard is satisfied and the post-state of the method must satisfy the translation of the actions. In the second case, the translation of the guard is not satisfied, and the method is not allowed to modify any fields, ensuring that the post-state is the same as the pre-state. This matches the semantics of Event-B – if the guard of an event is not satisfied, the event cannot execute and hence cannot modify the system state.

The translation of ordinary and non-deterministic assignments via operator `EB2Jml` is presented below. The symbol `|` represents non-deterministic assignment. The translation does not generate the `\old` operators shown below when translating an *initialisation* event to an **initially** clause. If variable v is of a primitive type, the translation will use `==` rather than the `equals` method.

$$\frac{\text{Pred}(E(s, c, v)) = E}{\text{EB2Jml}(v := E(s, c, v)) = v.\text{equals}(\text{\old}(E))} \text{ (Asg)}$$

$$\frac{\text{Pred}(P(s, c, v, v')) = P \quad \text{TypeOf}(v) = \text{Type}}{\text{EB2Jml}(v | P(s, c, v, v')) = (\text{\exists} \text{Type } v'; \text{\old}(P) \ \&\& \ v.\text{equals}(v'))} \text{ (NAsg)}$$

Multiple actions in the body of an event are translated individually and the results are conjoined. For example, a pair of actions:

```

act1 x := y
act2 y := x

```

is translated to `x == \old(y) && y == \old(x)` for integer variables x and y , that correctly models simultaneous actions as required by the semantics of Event-B.

4.1.1 The helper Operators

The semantics of operators `MOD`, `Pred`, and `TypeOf` is the same as described in Chapter 3 except that their parameters are changed from `B` to Event-B constructs. `MOD` operator that *collects* the variables assigned by Event-B actions defines an additional Event-B construct (presented below). In this rule, the v is a relation and i is an element in the range of v .

$$\text{MOD}(v(i) := E) = \{v\}$$

An additional rule defining `Pred` (below) that translate applications of Event-B operators to calls of the corresponding methods of classes `BSet` and `BRelation` is presented below. In these rules, the x and y are sets, and the r is a relation, and the rd and rr are sets representing the domain and range of the relation r .

$$\frac{\text{Pred}(x) = x \quad \text{Pred}(y) = y}{\text{Pred}(x \in \mathbb{P}(y)) = y.\text{pow}().\text{has}(x)} \text{ (Pow)}$$

$$\frac{\begin{array}{ll} \text{TypeOf}(rd) = T1 & \text{Pred}(rd) = rd \\ \text{TypeOf}(rr) = T2 & \text{Pred}(rr) = rr \end{array}}{\begin{array}{l} \text{Pred}(r \in rd \leftrightarrow rr) = \\ \text{new BRelation}\langle T1, T2 \rangle (rd, rr).\text{has}(r); \end{array}} \text{ (RelHas)}$$

Notice that this definition allows users to define nested relations. For instance, the translation of `Pred($f \in fd \leftrightarrow (fr \leftrightarrow fs)$)`, where f is a relation, and fd , fr and fs are sets, would be:

$$\begin{array}{l} \text{new BRelation}\langle \text{TypeOf}(fd), \text{TypeOf}(fr \leftrightarrow fs) \rangle \\ (fd, \text{new BRelation}\langle \text{TypeOf}(fr), \text{TypeOf}(fs) \rangle \\ (fr, fs)) .\text{has}(f); \end{array}$$

The `Pred` operator translates Event-B predicates, boolean, relational and arithmetic expressions in the natural way. While some operations on Event-B sets, functions and relations have direct counterparts in the model classes `JMLEqualsSet` and `JMLEqualsToEqualsRelation` that are built-in to JML (as shown in Chapter 3), many other operations do not. To supply these operations, an implemented (and specified in JML) model classes is presented (see Section 5.3.2) `BSet` (as a subclass of `JMLEqualsSet`) and `BRelation` (as a subclass of `BSet`, a `BSet` of pairs). Note that an Event-B relation can be used anywhere that a set can appear (a relation is a set of pairs), but unfortunately `JMLEqualsToEqualsRelation` is not a subclass of `JMLEqualsSet`. Particular types of Event-B relations (total relations, functions, etc.) are translated as `BRelations` with appropriate restrictions in the invariant as explained in Chapter 3.

The `TypeOf` operator translates the type of Event-B variables and constants given by Rodin to the corresponding JML type, instead of inferring the type as

54 Chapter 4 – Translating Event-B Machines to JML Specifications

```

public class Framework {
    public static void main(String[] args) {
        M m_impl = new M_Impl();
        int n = /* the number of events in M */;
        java.util.Random r = new java.util.Random();
        while (m_impl.guard_evt_1() || m_impl.guard_evt_2()
            || ... || m_impl.guard_evt_n()) {
            switch (r.nextInt(n)) {
                case 0 : if (m_impl.guard_evt_1())
                        m_impl.run_evt_1(); break;
                ...
                case n - 1 : if (m_impl.guard_evt_n())
                        m_impl.run_evt_n(); break;
            }
        }
    }
}

```

Figure 4.2: A framework for executing JML-annotated Java classes translated from Event-B machines.

explained in Chapter 3. All integral types are translated as type `Integer`, all relations and functions are translated as type `BRelation`, and all other sets are translated as type `BSet` (Section 5.3.2 explains the implementation of `BSet` and `BRelation`).

4.1.2 A Java Framework for Event-B

An Event-B machine continues to operate until no event can be executed – in particular, a machine can run indefinitely if the guard of at least one event always holds⁵. Any event with a satisfied guard can be executed, and all event executions are atomic. Class `Framework` of Figure 4.2 presents a typical scheduler implementation of this behaviour, assuming that class `M_impl` extends the abstract class resulting from the translation of an Event-B machine M , that overrides all abstract methods of class `M` appropriately, and that the events of machine M are $evt_1, evt_2, \dots, evt_n$. Note that the result of the translation is a JML-annotated Java abstract class that must be extended by a non-abstract class (`m_impl` in this case) before the methods can be executed.

4.2 The *EventB2Jml* Tool

The *EventB2Jml* tool is implemented as a Rodin plug-in. It uses the recommended interfaces [99] to traverse the statically checked internal database of Rodin. *EventB2Jml* was developed in Java and has been tested on version 2.8 of Rodin.

EventB2Jml uses the Rodin API to collect all components of a machine such as carrier sets, constants, axioms, variables, invariants and events. Furthermore, it also collects necessary information such as the gluing invariant from the refined

⁵variants are not considering in this discussion.

machines. The collected information is stored in the Rodin database and can be accessed using the `org.eventb.core` library. Event-B expressions and statements are parsed and stored as abstract syntax trees, that can be accessed and traversed using the AST library in the `org.eventb.core.ast` package [106]. The AST library provides services such as parsing a mathematical formula from a string of characters (typically entered by the end-user), and traversing the AST by implementing the `Visitor` design pattern.

The *EventB2Jml* implementation uses the visitor design pattern to traverse the abstract syntax tree and generate JML specifications as described in Section 4.1. Event-B includes set-theoretical notations that are not defined in JML. Therefore, we developed additional utility classes that implement Event-B operations on sets and relations. This allows users to generate JML specifications from any stage of the Event-B system (i.e. from the most abstract machine to any refinement). The generated specifications include the imports of the library classes just described (in the `poporo.models.JML` package), and is written to a file with the same name as the machine being translated (with `.java` extension). Full source code for *EventB2Jml* is available at [35].

Installing *EventB2Jml* tool: To work with the plug-in, one must download Rodin from <http://sourceforge.net/projects/rodin-b-sharp/> (*EventB2Jml* has been tested in Rodin version 2.8). Then one needs to add *EventB2Jml* update site to the list of the update-sites in Rodin ⁶. More detailed instruction on how to install and use the tool can be found at [35]. This tool is not longer maintained since we updated the translation to include Java code (see Chapter 5).

4.3 Using the *EventB2Jml* Tool

We validated *EventB2Jml* tool by applying it to a moderate complex Event-B model, the MIO model [38]. Subsection 4.3.1 explains the input Event-B model and Subsection 4.3.2 shows the output of *EventB2Jml* on the Event-B model. This subsection also shows an excerpt of the implementation of the JML-annotated Java abstract class generated by the tool.

4.3.1 An Example in Event-B

The MIO is an Event-B model of a transportation system. It includes articulated buses that follow the main corridor routes of a city [38]. The transportation system is complemented with feeding buses that connect the city with its outskirts. A partial Event-B model of the MIO is depicted in figures 4.3 and 4.4 (abstract and first refinement machines). The abstract machine (see left part of Figure 4.3) models the number of parked buses through the variable *parked*, and defines an invariant $parked \in 0..min(n, m)$ that must hold before and after

⁶*EventB2Jml* update site: <http://poporo.uma.pt/Projects/EventB2JmlUpdate>

56 Chapter 4 – Translating Event-B Machines to JML Specifications

```

machine abstract sees ctx1
  variables parked
  invariant
    inv1 parked  $\in 0 \dots \min(\{n, m\})$ 
  events
    initialisation
  then
    act1 parked := 0
  end
  leave
  when
    grd1 parked > 0
  then
    act1 parked := parked - 1
  end
end

context ctx1
  constants n m
  axioms
    ax1 n  $\in \mathbb{N1}$ 
    ax2 m  $\in \mathbb{N1}$ 
  end

```

Figure 4.3: An excerpt of the abstract Event-B machine for MIO (left: machine *abstract*. Right: context *ctx1* that *M* see).

all the machine events. The constants *n* and *m* represent the abstractions for the number of buses and stations of the system. These constants are defined in the machine context *ctx* (see right part of Figure 4.3).

The abstract machine further defines the event *leave* that models when a bus leaves any station. At this stage, the model is abstract, therefore it does not represent the specific bus or the station. Unlike B, in which operations are called, Event-B defines events that might be executed/triggered when the guard is true. For instance, in order for a bus to leave a station (*leave* event), the number of parked buses must be greater than 0. The guard of the event is represented as *parked* > 0, specifying that there is at least one bus parked. When this guard is satisfied, the event might trigger its actions, decreasing the variable *parked* by 1 (*parked* := *parked* - 1). This machine defines other events, however for the sake of brevity, we are showing only few.

The refinement of this machine (see left part of Figure 4.4) introduces more details to the system. It declares (in the context, right Figure 4.4) two sets, **BUSES** and **STATS**, representing the set of all possible buses and the set of all possible stations in the system. The refinement machine defines another variable *busStat* that maps buses to stations, representing which bus is parked at which station. The variable *busStat* is defined as a partial injective function (denoted in Event-B as \mapsto), that enforces that a bus in the domain of *busStat* (buses parked) must be in one station only and that each station can hold just one bus. The refinement machine extends the abstract event *leave* by adding more details (it also extends other events from the abstract machine not shown in the figure). Specifically, in order for a bus *b* to leave a station (the clause any gives the machine implementer the opportunity to choose any value that


```

machine ref1 refines abstract sees ctx2
variables parked busStat
invariant
  inv1r1 busStat ∈ BUSES ↔ STATS
  inv2r1 card(busStat) = parked
  inv3r1 finite(busStat)
  inv4r1 card(busStat) ≤ min({n, m})
events
  initialisation extends initialisation
  begin actr1 busStat := ∅
  end
  leave extends leave
  any b where
    grdr1 b ∈ dom(busStat)
  then
    actr1 busStat := busStat \ {b ↦ busStat(b)}
  end
end
context ctx2 extends ctx1
sets BUSES STATS
end

```

Figure 4.4: Part of an Event-B machine for MIO (left: refinement 1 machine. Right: context).

satisfies the predicate in the guard), the bus b must be a bus of the system and needs to be parked at one station (**grdr1**). If the guard holds, the actions might be executed. Hence, the number of parked buses is decremented by one and the pair $\{b \mapsto busStat(b)\}$ is subtracted to the function $busStat$, indicating that bus b left the station where it was parked (**actr1**).

4.3.2 The JML-annotated Java abstract class

We used *EventB2Jml* tool to generate a Java abstract class of the MIO Event-B model. Figure 4.5 depicts an excerpt of the output generated by the tool. It defines Event-B carrier **set**, constants, and variables with the JML **model** clause so that a programmer can bind those variables to an actual implementation. Carrier **sets** and constants are defined with a JML **constraint** that prevents them to mutate their values. Event-B **sets** are defined as *finite* since Event-B axioms **ax1** and **ax2** specify that.

Figure 4.6 shows an implementation of the abstract Java class of Figure 4.5. Carrier **sets** and constants are defined as **final** so that they cannot mutate their value. All variables contain the JML **represents** clause that binds the abstract variable with the actual definition.

58 Chapter 4 – Translating Event-B Machines to JML Specifications

```

public abstract class refl{
  /*@ public model Integer m;
    public constraint m.equals(\old(m)); */
  // ... n
  /*@ public model BSet<Integer> BUSES;
    public constraint BUSES.equals(\old(BUSES)); */
  // ... STATS

  // ...
  /*@ public static invariant BUSES.finite();
    /*@ public static invariant STATS.finite();
    /*@ public static invariant BUSES.int_size() == n;
    /*@ public static invariant STATS.int_size() == m;

  /*@ public model BRelation<Integer,Integer> busStat;
  /*@ public model Integer parked;

  /*@ public invariant
    (new Range(0,(new BSet<Integer>(n,m)).min()).has(parked) &&
     busStat.isaFunction() && busStat.inverse().isaFunction() && busStat.domain().
       isSubset(BUSES) && busStat.range().isSubset(STATS) &&
     busStat.finite() && busStat.int_size() == parked; */

  /*@ public initially parked == 0 && busStat.isEmpty(); */

  /*@ requires true; assignable \nothing;
    ensures \result<==>(\exists Integer b; parked>0 && busStat.domain().has(b));*/
  public abstract boolean guard_leave();

  /*@ requires guard_leave(); assignable parked, busStat;
    ensures (\exists Integer b;
      \old((parked>0 && busStat.domain().has(b))) && parked == \old(parked-1)
      && busStat.equals(\old(busStat.difference((new BRelation<Integer,Integer>((
        new JMLEqualsEqualsPair<Integer,Integer>(b,busStat.apply(b)))))))));
    also
      requires !guard_leave(); assignable \nothing;
      ensures true; */
  public abstract void run_leave();
}

```

Figure 4.5: A partial JML specification of the MIO Event-B model.

```

public class refl_impl extends refl{

    public final Integer mI = 3; //@ represents m = mI;
    public final Integer nI = 3; //@ represents n = nI;
    public final BSet<Integer> BUSES = new BSet<Integer>(1,2,3); //@ represents
        BUSES = BUSES;
    public final BSet<Integer> STATSI = new BSet<Integer>(1,2,3); //@ represents
        STATS = STATSI;

    public BRelation<Integer,Integer> busStatI; //@ represents busStat = busStatI;
    public Integer parkedI; //@ represents parked = parkedI;

    @Override
    public boolean guard_leave() {
        return (parkedI > 0 && busStatI.domain().has(b));
    }

    @Override
    public void run_leave() {
        if (guard_leave()){
            parkedI = parkedI - 1;
            busStatI = busStatI.difference((
                new BRelation<Integer,Integer>((
                    new JMLEqualsEqualsPair<Integer,Integer>(b,busStatI.apply(b))))));
        }
    }
}

```

Figure 4.6: An implementation for the abstract Java class presented in Figure 4.5.

As validation step, the generated JML specifications (partially depicted by Figure 4.5) was executed using the jmle tool [69, 41], validating the syntax and type correctness of the generated file. The jmle tool translates JML specifications to constraint programs, that can then be run using the Java Constraint Kit (JCK) [1]. Methods in the generated constraint programs can be called from ordinary Java code, so the programs can be used directly as (large and slow) Java implementations of the JML specifications they were generated from.

4.4 Conclusion

In this chapter we presented a set of syntactic rules to translate Event-B models to JML specifications. We also introduced the implementation of these rules as the *EventB2Jml* tool that is a Rodin's plug-in. We validated *EventB2Jml* by applying it to a model of a transportation system (MIO) written in Event-B. Then, we manually wrote Java code from the JML specifications. Working with *EventB2Jml* suggests us that software developers can find the tool appealing to the development of software, specially to develop critical software. One of the advantages of *EventB2Jml* is that it enables users to first model the system in Event-B where the user can prove the system consistent, to then transition to JML specifications, where the user can manually write Java code. Our experience also suggests that *EventB2Jml* makes the use of Event-B formal method more popular since the user does not have to refine the Event-B model until an

60 Chapter 4 – Translating Event-B Machines to JML Specifications

implementation, that is heavy burden, rather the user decides the level of detail in Event-B and then translate the model to JML.

As a validation step, we applied *EventB2Jml* to an Event-B model, this gave us the insight that *EventB2Jml* provides a relatively quick and easy way to generate a Java implementation from an Event-B model. However, we need to apply our tool in a wider variety of models. We found out that the process of manually generating Java code from the JML specifications generated by *EventB2Jml* can be optimised. We decided to upgrade the *EventB2Jml* tool to the *EventB2Java* tool (explained it later on this document) so that it can automatically generate Java code along with the JML specification⁷. This will free the user from the burden of manually writing the Java code. Chapter 5 discusses this upgrade.

⁷*EventB2Jml* is not longer maintained.

Chapter 5

Translating Event-B Machines to JML-annotated Java Code

This chapter. The previous chapters reflect the evolution of this thesis so far. At the beginning, we proposed a translation from B to JML, but eventually we realised that Event-B is a better starting point for the modelling of the critical software. Accordingly, we implemented the *EventB2Jml* tool and generated Java code for the output JML specification, manually. We realised that the manual implementation of Java code for the JML specifications generated by the *EventB2Jml* tool is not only error-prone but also time consuming. Hence, this chapter presents a translation of Event-B machines to JML-annotated Java classes and also the implementation of the underlying translation rules as the *EventB2Java* tool as a Rodin plug-in.

Work done in this chapter is based on author's paper [95], co-authored by N. Cataño, a submitted journal paper [96], and a book chapter [37]. The rest of this chapter is organised as follows: Section 5.1 presents the translation from Event-B to JML-annotated Java programs, and Section 5.3 presents the implementation of the *EventB2Java* tool. Section 5.4 shows an example of applying *EventB2Java* to an Event-B model. Section 5.5 proposes two software development strategies using the *EventB2Java* tool. Finally, Section 5.6 concludes and mentions future work.

Contributions. The main contributions of this work are *i*) the definition of a full-fledged translation from Event-B to JML-annotated Java programs, and *ii*) the implementation of this translation as the *EventB2Java* tool. The *EventB2Java* Java code generator largely supports Event-B's syntax. A first key feature of this translation is that it can be applied to both abstract and refinement machines. Hence, *EventB2Java* tool users can generate code for a very abstract (and incomplete) Event-B model of a system, check user's intention in

Chapter 5 – Translating Event-B Machines to JML-annotated Java Code

Java - whether the system behaves as expected, and then continue developing the Event-B model to correct any issues and add additional functionality as needed. *EventB2Java* can generate both sequential and multi-threaded Java implementations of Event-B models.

A second key feature of this translation is the generation of (JML) formal specifications along with the Java code. This feature enables users to write custom code that replaces the code generated by *EventB2Java*, and then use existing JML tools to verify that the custom code is correct.

Related work. In [80], Méry and Singh present the EB2ALL tool-set that includes the EB2C, EB2C++, EB2J, and EB2C[#] plug-ins, each translating Event-B machines to the indicated language. Unlike *EventB2Java*, EB2ALL supports only a small subset of Event-B’s syntax, and users are required to write a final Event-B implementation refinement in the syntax supported by the tool. In [86], Ostroumov and Tsiopoulos present the EHDL prototype tool that generates VHDL code from Event-B models. The tool supports a reduced subset of Event-B’s syntax and users are required to extend the Event-B model before it can be translated. In [109], Wright defines a B2C extension to the Rodin platform that translates Event-B models to C code. The Code Generation tool [56] generates concurrent Java and Ada programs for a *tasking* extension [57] of Event-B. As part of the process of generating code with the Code Generation tool, users have to decompose the Event-B model by employing the Machine Decomposition plug-in. The decomposed models are refined and non-deterministic assignments are eliminated. Finally, users are asked to model the flow of the execution of events in the tasking extension. *EventB2Java* differs from all of these tools in that *EventB2Java* does not require user intervention before code generation, and can translate a much larger subset of Event-B syntax. In [93], Wang and Wahls present the EventB2SQL tool that automatically translates Event-B models to Java classes that store all model data in a relational database. Our work can be extended with this work to make the values of machine variables persistent across executions of a generated application.

In [49], Damchoom presents a set of rules that translate Event-B to Java. However, the rules account for only a small part of Event-B’s syntax and have not been implemented. Toom et. al [104] have a similar motivation; they present Gene-Auto, an automatic code generator toolset for translating from high level modelling languages like Simulink/Stateflow and Scicos to executable code for real-time embedded systems. Their approach is to work at a higher level of abstraction when verifying a solution (in the same way that we use Event-B), and then to add implementation details.

Although the modelling of timing properties is not directly supported by Event-B, a discrete clock can certainly be designed and implemented in Event-B. In [101, 102], Mohammad Reza Sarshogh and Michael Butler introduce three Event-B trigger-response patterns, namely, deadlines, delays and expires, to encode discrete timing properties in Event-B. A “deadline” means that a set of events must respond to a particular event within a bounded time. For a “delay”,

5.1 The translation from Event-B machines to JML-annotated Java Code 63

the set of response events must wait for a specified period after the triggering of an event. An “expiry” pattern prevents response events from triggering after the occurrence of an event. The authors translate timing properties as invariants, guards and Event-B actions. We are interested in investigating on how our code generation framework can be extended to support timing properties in Event-B, and in encoding this extension in *EventB2Java* once the Rodin platform fully supports the use of discrete timing events.

The Open Group has recently undertaken an effort to produce a Real-Time Java programming language called Safety-Critical Java (SCJ) [77] that augments Java with event handlers, memory areas and a Real-Time Specification for Java [107]. The design of SCJ is organised into levels so that it facilitates the certification of Safety-Critical Systems. Providing support for the encoding of real time properties in *EventB2Java* might require us to use SCJ rather than Java as the implementation language for Event-B. In [43], a refinement technique for developing SCJ programs based on the Circus language is proposed. Circus is based on Z, CSP, and Timed CSP so it can be used for the modelling of safety-critical systems. However, code generation is not supported by Circus.

5.1 The translation from Event-B machines to JML-annotated Java Code

We present our translation from Event-B to Java and JML using three operators (EB2Prog, EB2Java and EB2Jml), that we define via rewriting rules. The primary operator is EB2Prog, that translates Event-B to JML-annotated Java programs. It uses EB2Java to obtain the Java part of the translation and EB2Jml to obtain the JML part (EB2Jml operator was defined in Chapter 4. Here we will discuss the main changes). For example, Event-B *invariants* are translated only as JML specifications, and so the definition of EB2Jml has a rule for invariants, while EB2Java does not. On the other hand, the translation of constants includes a Java part and a JML part, so the EB2Prog rule for constants refers to both EB2Java and EB2Jml rules for constants. The translation further employs operators MOD, Pred, and TypeOf defined in Chapter 4. Operator Pred is used to translate Event-B predicates and expressions to Java and JML. This operator does not handle some Event-B constructs when it is used in translating to Java, for instance, existential quantifiers. Section 5.1.1 lists all Event-B constructs that are not handle by operator Pred when it translates them to Java. FreeVar operator that returns the set of variables that occur free in an expression, and Stat1 and Stat2 that are used in translating Event-B machine *variants*.

A machine is translated as a Java class. In translating an Event-B machine, EB2Prog not only considers the information provided by the machine, but also the contexts the machine *sees*. Figure 5.1 presents Rule M that translates a machine *M* that *sees* context *ctx*. The machine is translated as a Java class that includes JML class and method specifications. The translation of the machine includes the translation of the context the machine *sees*. Hence, the Java

```

EB2Prog(sets  $S$ ) =  $S$ 
EB2Prog(constants  $c$ ) =  $C$ 
EB2Jml(axioms  $X(s, c)$ ) =  $X$ 
EB2Jml(theorems  $T(s, c)$ ) =  $T$ 
EB2Prog(variables  $v$ ) =  $V$ 
EB2Jml(invariants  $I(s, c, v)$ ) =  $I$ 
EB2Prog(variant  $E(s, c, v)$ ) =  $\forall a$ 
EB2Prog(events  $e$ ) =  $E$ 
EB2Jml(event initialisation then  $A(s, c, v)$  end) =  $I1$ 
EB2Java(event initialisation then  $A(s, c, v)$  end) =  $I2$ 

```

```

EB2Prog(
  machine  $M$  sees  $ctx$ 
    variables  $v$ 
    invariants  $I(s, c, v)$ 
    variant  $E(s, c, v)$ 
    event initialisation
      then  $A(s, c, v)$  end
    events  $e$ 
  end
) =
E
public class M {
  X T I
  S C V
   $\forall a$ 
  public Lock lock =
    new ReentrantLock(true);

  /*@public normal behavior
    requires true;
    assignable \everything;
    ensures  $I1$ ; */
  public M() {
     $I2$ 
    // creation of Java Threads
  }
}

```

Figure 5.1: The translation of machine M , and the context C that M sees.

5.1 The translation from Event-B machines to JML-annotated Java Code 65

translation of the machine includes the translation of carrier sets, constants, axioms and theorems declared within the machine context. It also includes the translation of variables and invariants declared within the machine.

Refinement machines are translated in the same way as abstract machines since Rodin properly adds abstract machine components to the internal representation of the refining machine. Refining and extending events (defined using *refines* and *extends*, respectively) are translated in the same manner as abstract events for the same reasons.

We translate carrier sets and constants as class attributes, and restrict those attributes for verification purposes. As we have no type information about carrier sets, they are simply translated as sets of integers. `EB2Jml` does not use the JML keyword **model** for carrier sets, constants, or variables, as defined in Chapter 4, since `EB2Prog` does not generate a Java abstract class.

$$\frac{\text{EB2Jml}(\text{sets } S) = \text{SM } \text{EB2Java}(\text{sets } S) = \text{SA}}{\text{EB2Prog}(\text{sets } S) = \text{SM } \text{SA}} \text{ (Set)}$$

$$\frac{}{\text{EB2Java}(\text{sets } S) = \text{public static final BSet<Integer> S = new Enumerated(Integer.MIN_VALUE, Integer.MAX_VALUE);}} \text{ (Set)}$$

Translation of constants follows a similar pattern to the translation of carrier sets, except that in Event-B, the values of constants are constrained by axioms. The helper operator `TypeOf` translates the type of an Event-B variable or constant to the Java representation of that type. Function `AxiomTheoremValue<Type>` returns a value of type `Type` that satisfies the axioms defined in the contexts the machine *sees*¹.

$$\frac{\text{EB2Jml}(\text{constants } c) = \text{CM } \text{EB2Java}(\text{constants } c) = \text{CA}}{\text{EB2Prog}(\text{constants } c) = \text{CM } \text{CA}} \text{ (Cons)}$$

$$\frac{\text{TypeOf}(c) = \text{Type} \quad \text{val} = \text{AxiomTheoremValue<Type>}()}{\text{EB2Java}(\text{constants } c) = \text{public static final Type c = val;}} \text{ (Cons)}$$

`EB2Jml` translates axioms as **static invariants**, not as JML **invariant** as proposed in Chapter 4, see the rule below. A JML **static invariant** can only refer to static fields, and so this approach is consistent

¹Function `AxiomTheoremValue<Type>` has not yet been implemented in *EventB2Java*. The implementation of this function is listed as future work of this thesis. There are many cases in which this function cannot be implemented, in particular when axioms or theorems contain infinite sets

Chapter 5 – Translating Event-B Machines to JML-annotated Java Code

with our translation of constants and carrier sets as **static** fields. Translating axioms to **static invariants** makes it clearer that they should not refer to machine variables, for example.

$$\frac{\text{Pred}(X(s, c)) = \mathbf{x}}{\text{EB2Jml}(\text{axioms } X(s, c)) = \text{//@public static invariant } \mathbf{x};} \quad (\text{Axiom})$$

Machine variables are translated to class attributes. The JML keyword **spec_public** makes a **protected** or **private** attribute or method **public** to any JML specification.

$$\frac{\text{TypeOf}(v) = \text{Type}}{\text{EB2Prog}(\text{variables } v) = \text{/*@spec_public */ private Type } v;} \quad (\text{Var})$$

In Event-B, every event must maintain the machine invariants. In JML, invariants state properties that must hold in every visible system state, specifically after the execution of the class constructor and after a method terminates. This is semantically equivalent to conjoining the invariant to the post-condition of each method and the constructor. Since the *initialisation* event translates to the post-condition of the class constructor (see below), and the actions of each other event translate as the post-condition of an “atomic” *run_evt* method (in Figure 5.2), Event-B invariants are naturally translated as JML **invariants** as shown by rule (Inv) in Chapter 4.

Machines include a specialised *initialisation* event that gives initial values to state variables. This event is translated by *EB2Jml* as the post-condition of the (only) constructor for the Java class resulting from the translation of the machine, and by *EB2Java* as the body of that constructor. Both translations give initial values to the translation of the machine variables.

$$\frac{\text{EB2Jml}(A(s, c, v)) = \mathbf{A}}{\text{EB2Jml}(\text{event } \textit{initialisation} \text{ then } A(s, c, v) \text{ end}) = \mathbf{A}} \quad (\text{Init})$$

$$\frac{\text{EB2Java}(A(s, c, v)) = \mathbf{A}}{\text{EB2Java}(\text{event } \textit{initialisation} \text{ then } A(s, c, v) \text{ end}) = \mathbf{A}} \quad (\text{Init})$$

Other (non-initialisation) Event-B events can be either **ordinary**, **convergent** or **anticipated**. Convergent events are used for modelling terminating systems. Anticipated events denote some abstract behaviour that is to be made precise in a future refinement. Convergent events must decrease the numeric machine **variant** (or must remove elements of the set machine **variant**), and **anticipated** events must not increase the numeric machine **variant** (or must not add elements to the set machine **variant**). Events that are **convergent** or **anticipated** are only enabled if the value of the numeric variant is non-negative (or the set variant

5.1 The translation from Event-B machines to JML-annotated Java Code 67

is finite). An Event-B variant expression “variant $E(s, c, v)$ ” is translated by EB2Prog as a method that returns the result of evaluating the translation of E^2 .

$$\frac{\text{Pred}(E(s, c, v)) = E \quad \text{TypeOf}(E(s, c, v)) = T}{\text{EB2Prog}(\text{variant } E(s, c, v)) = T \text{ var} = E; \text{ /*@public normal_behavior requires true; assignable \nothing; ensures var instanceof BSet ==> (\result == ((BSet)v).size()); ensures !(var instanceof BSet) ==> (\result == ((Integer)v).intValue()); */ public /*@ pure */ int variant() \{ if (var instanceof BSet) if (var.finite()) return var.size(); else return -1; else return E; \}} \text{ (Variant)}}$$

Rules Status1 and Status2 below are used to impose the conditions associated with variants on the guards and actions of **convergent** and **anticipated** events. Translating variant expressions in this manner allows the user to verify that a customised method implementation is consistent with the meaning of the translated event – for example, since the translation of a **convergent** event refers to the translation of the variant in the post-condition of its JML specification, the user can employ JML machinery to verify that the customised implementation does in fact decrease the variant.

$$\frac{}{\text{Stat1}(\text{status ordinary}) = \text{true}} \text{ (Status1)}$$

$$\frac{}{\text{Stat1}(\text{status convergent}) = \text{m.variant() } \geq 0} \text{ (Status1)}$$

$$\frac{}{\text{Stat1}(\text{status anticipated}) = \text{m.variant() } \geq 0} \text{ (Status1)}$$

²We translate variants to JML and Java since we came to realise that users might customise the Java code and after customisation users must be able to check that the customised **convergent** event does monotonically decrease the machine **variant** and the customised **anticipated** event does not increase it. Not as suggested in Chapter 4.

$$\frac{}{\text{Stat2}(\text{status ordinary}) = \text{true}} \quad (\text{Status2})$$

$$\frac{}{\text{Stat2}(\text{status convergent}) = \text{m.variant}() < \backslash \text{old}(\text{m.variant}())} \quad (\text{Status2})$$

$$\frac{}{\text{Stat2}(\text{status anticipated}) = \text{m.variant}() \leq \backslash \text{old}(\text{m.variant}())} \quad (\text{Status2})$$

Standard (non-initialisation) events are translated as Java threads. In Event-B, non-mutually exclusive event guards allow the interleaving of the execution of events whereas mutually exclusive guards force events to run sequentially. We translate the latter case (see Section 5.1.2) without overriding the `run()` method, forcing the implementation to run sequentially. We translate the former case by overriding the method `run()` as explained in the following. The translation of a standard event is defined by Rules Any in Figure 5.2, and When (not shown here): Rule Any refers to Event-B events with local variables bounded by the Event-B clause `any`; Rule When goes in the same direction as rule Any without referring local variables. Each such event is translated as a subclass of the Java Thread class that includes a reference to the machine class implementation. The class implementing the event contains three methods: a `guard_evt` method that tests if the guard of the event *evt* holds, a `run_evt` method that models the execution of *evt*, and a `run()` method that overrides the corresponding Java Thread method. The guard and the actions of an event are translated to separate methods so the execution of the Java code matches the semantics of Event-B: the events guards are evaluated concurrently whereas the actions of just one event can be executed. Method `run_evt` is atomic – it is executed within `lock` and `unlock` instructions using a Reentrant lock from the Java concurrent Library (Section 5.3.3 explains our decision of using Reentrant lock rather than Java **synchronized** methods or an implementation of the Bakery algorithm).

Variables bounded by the Event-B `any` construct are translated as parameters of the `run_evt` and `guard_evt` methods (see Rule Any). The expression `GuardValue<Type>.next()` in method `run()` returns a random value of type *Type* (that could be a numeric value, a set, or a relation) that might satisfy the event guard.

The JML specification of `run_evt` uses two specification cases. In the first case, the translation of the guard is satisfied (and the current value of the variant is non-negative - or a finite set - for *convergent* and *anticipated* events), and the post-state of the method must satisfy the translation of the event actions and the translation of the `variant` restriction. In the second case, the translation of

5.1 The translation from Event-B machines to JML-annotated Java Code 69

the guard is not satisfied, and the method is not allowed to modify any fields, ensuring that the post-state is the same as the pre-state. This matches the semantics of Event-B: if the guard of an event is not satisfied, the event cannot execute and hence cannot modify the system state.

An event body consists of potentially many deterministic and non-deterministic assignments. In Event-B, the symbol $\dot{=}$ represents non-deterministic assignment. The first Rule **NAsg** and the first Rule **Asg** below translate non-deterministic and deterministic assignments to JML (respectively). They are used within JML method post-conditions. The JML translation of a non-deterministic assignment $v \dot{=} P$ is a JML existentially quantified expression. The expression $\text{\texttt{\textbf{old}}}(P)$ ensures that P is evaluated in the method pre-state. This matches the Event-B semantics for assignments, in which the left-hand side is assigned the value of the right-hand side evaluated in the pre-state. The expressions $v.\text{equals}(v')$ and $v.\text{equals}(\text{\texttt{\textbf{old}}}(E))$ ensure that the value v' of a variable v in the post-state is properly characterised.

The second Rule **NAsg** and the second Rule **Asg** below translate non-deterministic and deterministic assignments to Java (respectively). They are used by rules **Any** and **When** to translate the body of an event. `PredicateValue<Type>(P)` returns a value of type `Type` that satisfies predicate P^3 . In Java, simultaneous actions are implemented by first calculating the value of each right hand side of the assignment into a temporary variable. Operator `AssgJava` serves that purpose. It receives as first parameters the variable and its assignment, and as second parameter the set of variables to be changed on the right side of the assignment. The expression $E[D/temp(D)]$ in second rule **Asg** changes all occurrence of variable var of the set D in E to var_temp .

$$\begin{array}{c}
\frac{\text{Pred}(P(s, c, v, v')) = P \quad \text{TypeOf}(v) = \text{Type}}{\text{EB2Jml}(v \dot{=} P) = (\text{\texttt{\textbf{exists}}} \text{Type } v'; \text{\texttt{\textbf{old}}}(P) \ \&\& \ v.\text{equals}(v'))} \text{ (NAsg)} \\
\\
\frac{\begin{array}{l} \text{TypeOf}(v) = \text{Type} \\ \text{Pred}(P[D/temp(D)]) = P \\ \text{val} = \text{PredicateValue<Type>}(P) \end{array}}{\text{AssgJava}(v \dot{=} P, D) = v = \text{val};} \text{ (NAsg)} \\
\\
\frac{\text{Pred}(E(s, c, v)) = E}{\text{EB2Jml}(v := E) = v.\text{equals}(\text{\texttt{\textbf{old}}}(E));} \text{ (Asg)} \\
\\
\frac{\begin{array}{l} \text{TypeOf}(v) = T \\ \text{Pred}(E[D/temp(D)]) = \text{changed_exp} \end{array}}{\begin{array}{l} \text{AssgJava}(v := E, D) = \\ T \ v_temp = v; \\ v = \text{changed_exp}; \end{array}} \text{ (Asg)}
\end{array}$$

³Function `PredicateValue<Type>(P)` has not yet been implemented in *EventB2Java*. The implementation of this function is listed as future work of this thesis. There are many cases in which this function cannot be implemented, in particular when predicate P contains infinite sets.

Chapter 5 – Translating Event-B Machines to JML-annotated Java Code

70

$ \begin{array}{ll} \text{Pred}(G(s, c, v, x)) = G & \text{MOD}(A(s, c, v, x)) = D \\ \text{EB2Jml}(A(s, c, v, x)) = A & \text{AssgJava}(A(s, c, v, x), D) = B \\ \text{Stat1}(\text{status } St) = St1 & \text{TypeOf}(x) = \text{Type} \\ \text{Stat2}(\text{status } St) = St2 \end{array} $	(Any)
--	-------

```

EB2Prog(event evt
  status St
  any x where G(s, c, v, x)
  then A(s, c, v, x) end) =

public class evt extends Thread {
  private M m;

  /*@public normal_behavior
    requires true;
    assignable \everything;
    ensures this.m == m; */
  public evt(M m) {
    this.m = m;
  }

  /*@public normal_behavior
    requires true;
    assignable \nothing;
    ensures \result <==> G && St1; */
  public /*@ pure */ boolean guard_evt(Type x) {
    return G && St1;
  }

  /*@public normal_behavior
    requires guard_evt(x);
    assignable D; ensures A && St2;
  also
    requires !guard_evt(x);
    assignable \nothing; ensures true; */
  public void run_evt(Type x) {
    if (guard_evt(x)) { B }
  }

  public void run() {
    while(true) {
      Type x = GuardValue<Type>.next();
      m.lock.lock();
      run_evt(x);
      m.lock.unlock();
    }
  }
}

```

Figure 5.2: The translation of a standard Event-B event with local variables.

5.1 The translation from Event-B machines to JML-annotated Java Code 71

Simultaneous assignments in the body of an event are translated individually and the results are conjoined. Assignments translate to both JML and Java. For example, a pair of simultaneous actions $x := y \parallel y := x$ is translated to the JML post-condition $x == \text{\texttt{\textbackslash old}}(y) \ \&\& \ y == \text{\texttt{\textbackslash old}}(x)$ for variables x and y of type integer.

$$\frac{\text{EB2Jml}(A1) = A1 \quad \text{EB2Jml}(A2) = A2}{\text{EB2Jml}(A1 \parallel A2) = A1 \ \&\& \ A2} \text{ (ParAsg)}$$

$$\frac{\text{AssgJava}(A1, D) = A1 \quad \text{AssgJava}(A2, D) = A2}{\text{AssgJava}(A1 \parallel A2, D) = A1 \ A2} \text{ (ParAsg)}$$

For instance, the Java translation of $\text{AssgJava}(x := y \parallel y := x + y, \{x, y\})$ is:

```
TypeOf(x) x_temp = x;
TypeOf(y) y_temp = y;
x = y_temp;
y = x_temp + y_temp;
```

The with construct that is used in the definition of a refinement event as a “witness” of a disappearing abstract (refined) event variable is not taking into account on this translation. A witness predicate specifies how the disappearing variable is implemented by the refinement event. A witness plays a similar role for an event as a “gluing invariant” does for a machine. A witness for an abstract event variable x is a predicate $P(x)$ involving x . A deterministic witness for a variable x is an equality predicate $x = E$, where E is an expression free of x . As Rodin ensures that x does not appear in the refinement event (x is replaced by E), we do not need to translate witnesses to Java or JML.

5.1.1 The Helper Operators

Operators MOD, Pred, and TypeOf work in the same way as explained in Chapter 4. Operator Pred is used to translate Event-B predicates and expressions to Java and JML. This operator does not handle some Event-B constructs when it is used in translating to Java, they are listed below⁴

<i>Universal Quantifier</i>	$\forall x \cdot P$
<i>Existential Quantifier</i>	$\exists x \cdot P$
<i>Set Comprehension</i>	$\{x \cdot P \mid F\}$
<i>Quantified Union</i>	$\bigcup x \cdot P \mid E$
<i>Quantified Intersection</i>	$\bigcap x \cdot P \mid E$

⁴these constructs are listed as future work of this thesis.

Chapter 5 – Translating Event-B Machines to JML-annotated Java Code

In general, it is not possible to translate those constructs to Java since they might be bound to infinite sets so the result would be an infinite set (quantified union and intersection are generalisation of set comprehension).

EB2Jml translates Event-B set comprehension expressions to JML (see Rule Set-Comp) set comprehensions. Operator **FreeVar** returns the set of variables that occur free in an expression, the type **JMLObjectSet** defines a set of objects in JML. The rules shows the different ways of expressing set comprehension in Event-B and the translation for each. For simplicity, we assume that E contains a single free variable x in the second rule, and that E and P do not contain a variable named e in either rule (i.e. $e \notin \text{FreeVar}(E) \wedge e \notin \text{FreeVar}(P)$). We do not translate set comprehensions to Java code since it is not possible in general – set comprehensions can denote infinite sets. We may be able to translate set comprehension to Java by restricting them to finite sets, as we do with the translation of the Event-B carrier sets⁵.

$$\begin{array}{c}
\begin{array}{l}
\text{Pred}(E) = E \quad \text{TypeOf}(x) = \text{Type} \\
\text{Pred}(P) = P \quad \text{TypeOf}(E) = \text{Type_e}
\end{array} \\
\hline
\text{EB2Jml}(\{x \cdot P \mid E\}) = \\
\text{new BSet<Type>}(\text{new JMLObjectSet } \{ \text{Type_e } e \mid \\
(\backslash \text{exists Type } x; P; e.\text{equals}(E)) \}) \\
\\
\begin{array}{l}
\text{Pred}(E) = E \quad \text{TypeOf}(x) = \text{Type} \\
\text{FreeVar}(E) = \{x\} \quad \text{Pred}(P) = P \\
\text{TypeOf}(E) = \text{Type_e}
\end{array} \\
\hline
\text{EB2Jml}(\{E \mid P\}) = \\
\text{new BSet<Type>}(\text{new JMLObjectSet } \{ \text{Type_e } e \mid \\
(\backslash \text{exists Type } x; P; e.\text{equals}(E)) \})
\end{array}
\quad (\text{Set-Comp})$$

5.1.2 The Translation of Event-B to Sequential Java Programs

An event is enabled only if the event guard holds in the current state. This could be the case for several events and so the interleaving semantics of Event-B ensures that one of these events is non-deterministically selected and executed, and thus there can be just one executing at the time. On the other hand, mutually exclusive event guards force machine events to run sequentially.

The translation rules for sequential Java implementation are similar to the ones presented previously for multi-threaded Java, in which events and machines are translated as standard Java classes rather than threads⁶.

For the execution of these sequential Java implementations we can use the framework depicted in Figure 5.3. Class **Framework** instantiates the

⁵This is listed as a future work of this thesis.

⁶The *EventB2Java* tool permits users to select between a multi-threaded or sequential Java implementation.

5.1 The translation from Event-B machines to JML-annotated Java Code

73

```

public class Framework {
    public static void main(String[] args) {
        M machine = new M();
        while (true) {
            // x1 ... xn are declared and given random values
            if (machine.evt1.guard_evt1(x1))
                machine.run_evt1(x1); break;
            else if (machine.evt2.guard_evt2(x2))
                machine.run_evt2(x2); break;
            // ...
        }
    }
}

```

Figure 5.3: A framework for executing Java classes translated from Event-B machines in a sequential fashion.

class *M* that contains a reference to all Java classes that represent the Event-B events (*evt1*, *evt2*, ..., *evtn*), the sequence *x1*, ..., *xn* represents Event-B variables bounded by an *any* constructs. The *while* body evaluates which guard holds (*m.evti.guard_name()*) and executes the corresponding method (*m.evti.run_name()*).

5.1.3 Support for Event-B Model Decomposition

When modelling systems with Event-B, one usually starts with the design of a single closed machine that includes both the system and the surrounding environment. The machine is then refined into a more concrete model of the system. Abstract machines usually include few events, variables and invariants, whereas (advanced) refinements typically contain many of them. The plethora of components in machines at later stages in the refinement chain often makes the discharge of the corresponding proof obligations in Rodin rather intricate. In certain cases an Event-B model may be regarded as being composed of two semi-independent sub-models in the sense that variables and the events affecting them in the integrated model could, in principle, be neatly split between those two sub-models. In this case, it would be very useful to provide a machine decomposition mechanism that allows one to construct two independent machines whose combined behaviour could nevertheless be provably shown to correspond to the integrated model. In [5], J.-R. Abrial and S. Hallerstede propose a technique for machine decomposition based on shared variables in which each decomposed machines simulates the behaviour of other decomposed machines through the use of *external* events. In [28] M. Butler proposes a technique for machine decomposition by shared events in which decomposed machines include copies of all of the variables that events in that machine use. The latter technique is implemented in Code Generation [56]. Both machine decomposition techniques produce independent machines that include local copies of shared variables or local events that simulate the effect of other decomposed machines acting on the shared variables. Since the result of decomposing a machine are valid machines, these are correctly translated by our tool.

5.1.4 Support for Code Customisation

The JML specifications generated by *EventB2Java* enable users to replace the generated Java code with bespoke implementations. The user can then employ existing JML tools [26] to verify the customised implementation against the JML specification generated by the *EventB2Java* tool⁷. For example, the code generated by *EventB2Java* will represent an Event-B function variable using an instance of class `BRelation` as described earlier in this section. A developer may wish to represent this variable using a Java `HashMap` instead, as this will make looking up the value of a given domain element more efficient. After generating this customised implementation, the developer can verify it against the generated JML specification, likely making use of the existing JML specification of the `HashMap` class [46].

5.2 Proof of Soundness

To gain confidence about our translation, it is necessary to prove that the proposed rules generate JML-annotated Java code that models what the user initially modelled in Event-B, i.e. it is necessary to prove the rules are indeed sound. Néstor et. al. proposed an initial proof of soundness of the translation from Event-B to JML[40], the proof that does not consider the Java code. The soundness proof ensures that any state transition step of the JML semantics of the translation of some Event-B construct into JML can be *simulated* by a state transition step of the Event-B semantics of that construct. The work provides the proof for invariants and the standard Event-B initialising event. It does not include full machines or Event-B contexts.

They expressed Event-B and JML constructs as types in Event-B, then implemented the translation rules explained in the previous section (denoted by operator `EB2Jml`) as type transducer rules. They defined a semantics of Event-B and JML types as state transducers. And finally proved that the semantics of the JML translation of Event-B constructs is simulated by the Event-B semantics of those constructs. The soundness condition is stated as a theorem and proved interactively in Rodin.

5.3 The *EventB2Java* Tool

The *EventB2Java* tool is implemented as a plug-in of Rodin [29]. Rodin comes with an API that provides extra functionality on top of its core platform so as to support the implementation of applications as plug-ins. *EventB2Java* uses the Rodin API to collect the information of all the components of the machine to be translated. Figure 5.4 depicts a general structure of the *EventB2Java* tool. Rodin is composed of several plug-ins, e.g. an editor, a proof generator,

⁷Notice that the current JML tools cannot handle Java code with generics types as the code generated by *EventB2Java*

provers, and model checkers and animators [75] (Figure 5.4 depicts these plug-ins in dotted squares). *EventB2Java* is another plug-in for Rodin. It takes an Event-B model and translates it to a JML-annotated Java program.

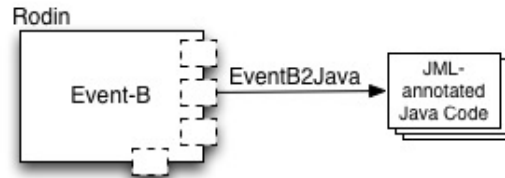


Figure 5.4: General structure of *EventB2Java* Rodin plug-in.

In the following we describe the structure of the *EventB2Java* plug-in in full detail. We first describe the structure of the Rodin platform and its main components, and then describe how the *EventB2Java* plug-in interfaces with these components to produce JML-annotated Java code. *EventB2Java* relies on a series of *recommended* interfaces [99] to interface with the Rodin components.

5.3.1 *EventB2Java* Rodin Plug-in Structure

Figure 5.5 shows the main components of Rodin, shown as `org.*` squares. It also shows the relation among those components and the *EventB2Java* plug-in (the solid arrows). Rodin is built on top of the Eclipse IDE. The `org.rodinp.core` component implements the core functionality of Rodin, e.g. a database for manipulating Event-B models, and for storing elements such as proof obligations and proofs. It further includes a static checker, a proof obligation generator and a prover. The `org.eventb.core.ast` component includes a library for manipulating mathematical formulas in the form of Abstract Syntax Trees. It provides an abstract class (a Visitor) for parsing the mathematical formulas. The Sequent Prover (`org.eventb.core.seqprover`) component contains a library for proving sequents. And the Event-B User Interface (`org.eventb.ui`) component contains the Graphic User Interfaces that allows users to write Event-B models and to interact with the interactive proof engine.

EventB2Java uses the Rodin `org.eventb.ui` component to manipulate context menus, e.g. to enable users to choose the type of implementation (sequential or multi-threaded) to be generated (see Figure 5.6). The relation between the `org.eventb.ui` component and *EventB2Java* is depicted in Figure 5.5 with a double-headed arrow: from the component to *EventB2Java* to capture the user's request; and from *EventB2Java* to the component to show the code generated.

EventB2Java uses the Rodin `org.eventb.core` component to collect all the information of the machine and context to be translated, i.e. carrier sets, constants, axioms, variables, invariants and events. Figure 5.5 represents the

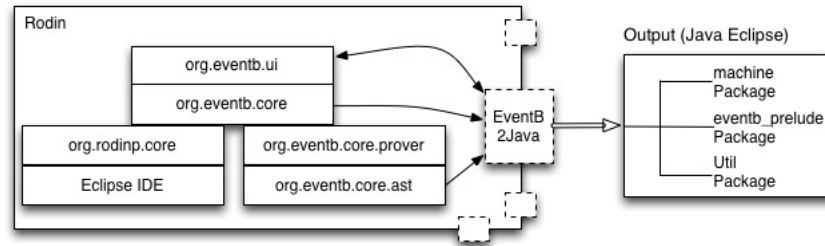


Figure 5.5: Specific structure of *EventB2Java* Rodin plug-in.

relation between this component and *EventB2Java* with a single-headed arrow since our tool does not change the Event-B model, it just reads it.

In Event-B, models are expressed using mathematical language. The `org.eventb.core.ast` component encodes Event-B’s mathematical language as nodes of an Abstract Syntax Tree (AST). This component provides various services such as parsing a formula (that is, computing its AST from a string of characters), pretty-printing a formula, constructing new formulas directly using the API library, type-checking formulas (that is, inferring the types of the expressions occurring within and decorating them with their types), testing formulas for equality, among others. *EventB2Java* uses the parsing service provided by this component to parse mathematical formulas to be translated to JML-annotated Java code.

The `org.eventb.core.ast` component implements a library to traverse trees (a Visitor). Figure 5.5 uses a single-headed arrow between the `org.eventb.core.ast` component and our plug-in since the formulas are not changed. The input to `org.eventb.core.ast` is part of the information collected from the `org.eventb.core` component. *EventB2Java* extends the Visitor to traverse the abstract syntax trees and produce Java code and the JML specifications. Since Event-B includes mathematical notations that are not built-in to Java or JML, we implemented them as Java classes. The implementation allows *EventB2Java* to support Event-B’s syntax (described in Section 5.3.2, and Appendix A shows for each Event-B syntax the translation to JML and Java).

After collecting the information of the Event-B contexts and machines and parsing them using the Visitor implementation, *EventB2Java* generates an Eclipse Java project. This project contains various packages: The `machine` package contains the translation of the machines and contexts. This package includes a main Java class with information about carrier sets, constants, and variables from the Event-B model. It also contains JML specifications generated from axioms and invariants in Event-B. This package also contains the translation of each event and a test file to run the generated Java implementation.

The Eclipse project generated by *EventB2Java* further includes an `eventb_prelude` package that contains the Java classes necessary to support

all the Event-B syntax as explained in the next section. Finally, the `Util` package in the Eclipse project generated by *EventB2Java* includes utility methods. For instance, it includes an implementation of a `SomeVal` method that returns a random value contained within a set. It also includes the implementation of a `SomeSet` method that returns a random subset of a set.

EventB2Java is available at <http://poporo.uma.pt/EventB2Java>. This web site includes detailed instructions on how to install and use the tool. The *EventB2Java* Eclipse plug-in's update site is <http://poporo.uma.pt/Projects/EventB2JavaUpdate>, and *EventB2Java* has been tested on Rodin version 2.8.

***EventB2Java* Tool Usage:** In a typical interaction with *EventB2Java*, a user right-clicks an Event-B machine in the Explorer panel of Rodin and selects “Translate to multi-threaded Java” or “Translate to sequential Java” (as shown in Figure 5.6). *EventB2Java* generates an Eclipse project that is available in the “Resource” perspective of Rodin.

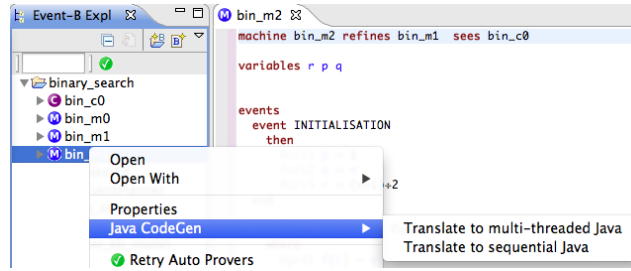


Figure 5.6: *EventB2Java*: Contextual menu in Rodin.

5.3.2 Java Implementation of Event-B Mathematical Notations in *EventB2Java*

The Event-B modelling language is composed of five mathematical languages (see Chapter 9 of [4]), namely, *a*) a Propositional Language, *b*) a Predicate Language, *c*) an Equality Language, *d*) a Set-Theoretic Language, and *e*) Boolean and Arithmetic Languages. Each language defines a series of constructs to model systems. To provide support for the translation from Event-B, we have implemented a series of JML-annotated Java classes; other Event-B constructs are supported natively in Java. These classes are: `BOOL`, `INT`, `NAT`, `NAT1`, `Enumerated`, `Pair`, `BSet`, `BRelation`, and `ID` (implementing, respectively, booleans, integers, natural numbers with and without 0, the enumerated type, pairs of elements, sets, relations, and the identity relation). `BSet` is implemented as a subclass of the standard Java class `TreeSet`, and `BRelation` as a set of pairs.

We had previously implemented versions of these classes, for the work described in [42] (used also in the work described in Chapter 4). Partic-

ular kinds of Event-B relations (total relations, functions, etc.) are translated as `BRelations` with appropriate restrictions added to the invariant. For example, $\text{Pred}(r \in D \mapsto R)$ for sets D and R equals: `r.isaFunction() && r.inverse().isaFunction() && r.domain().equals(D) && r.range().isSubset(R)`, that is added to the invariant. We further define classes `Enumerated`, `ID`, `INT`, `NAT`, `NAT1`, `Pair` and `BOOL`. For example, $\text{Pred}(i \in \mathbb{N}) = \text{NAT.instance.has}(i)$, that restricts i to be non-negative. The `TypeOf` operator translates the type of Event-B variables and constants to the corresponding Java type. All integral types are translated as type `Integer`, all relations and functions are translated as type `BRelation`, and all other sets are translated as type `BSet`.

Some of the constructs of the Propositional Language are supported natively in Java. Negation (\neg) translates as `!`, conjunction (\wedge) as `&&`, and disjunction (\vee) as `||`. Other constructs such as \Rightarrow and \Leftrightarrow are implemented as methods of the class `BOOL`. The Predicate Language introduces constructs for universal and existential quantification. Universally and existentially quantified predicates $\forall x \cdot (P)$ and $\exists x \cdot (P)$ are translated as the JML universally and existentially quantified expressions `(\forallall TypeOf(x) x; P)` and `(\existsexists TypeOf(x) x; P)` respectively, where P is the JML translation of P^8 . The Predicate Language also includes a construct $e \mapsto f$ that maps an expression e of type E to an expression f of type F . *EventB2Java* translates this construct as an instance of `Pair<E,F>`.

The Event-B Equality Language introduces equality predicates $E = F$ for expressions E and F , translated as `E.equals(F)`, if E and F are object references, or `E == F`, if they are of a primitive type. The Set-Theoretic Language introduces sets and relations in Event-B. Set operations include membership (\in), cartesian product (\times), power set (\mathbb{P}), inclusion (\subseteq), union (\cup), intersection (\cap), and difference (\setminus). These operations are all implemented as methods of the class `BSet`. Operations on relations in Event-B include domain restriction (\triangleleft), range restriction (\triangleright), etc. All these operations are implemented as methods of the class `BRelation`. Relations also include notations for surjective relations \Leftarrow , total surjective relations $\Leftarrow\Rightarrow$, functions, etc. *EventB2Java* translates all these as instances of `BRelation` with JML **invariants** that constrain the domain and the range of the relation, e.g. a total function is a relation in which each element in the domain is mapped to a single element in the range.

The Boolean and Arithmetic Languages define the set `BOOL`, containing elements `TRUE` and `FALSE`, \mathbb{Z} , containing the integer numbers, \mathbb{N} , containing the natural numbers (0 inclusive), and \mathbb{N}_1 , containing the natural numbers (0 exclusive). *EventB2Java* includes implementations of these constructs in Java, namely, classes `BOOL`, `INT`, `NAT`, and `NAT1`. The Arithmetic Language defines constructs over numbers. Operators such as \leq , \geq , etc. are directly mapped into Java operators `<=`, `>=`, etc. The construct $a..b$, that defines an interval between a and b , is implemented as an appropriate instance of the class `Enumerated`.

⁸ *EventB2Java* does not generate Java code for quantified predicates.

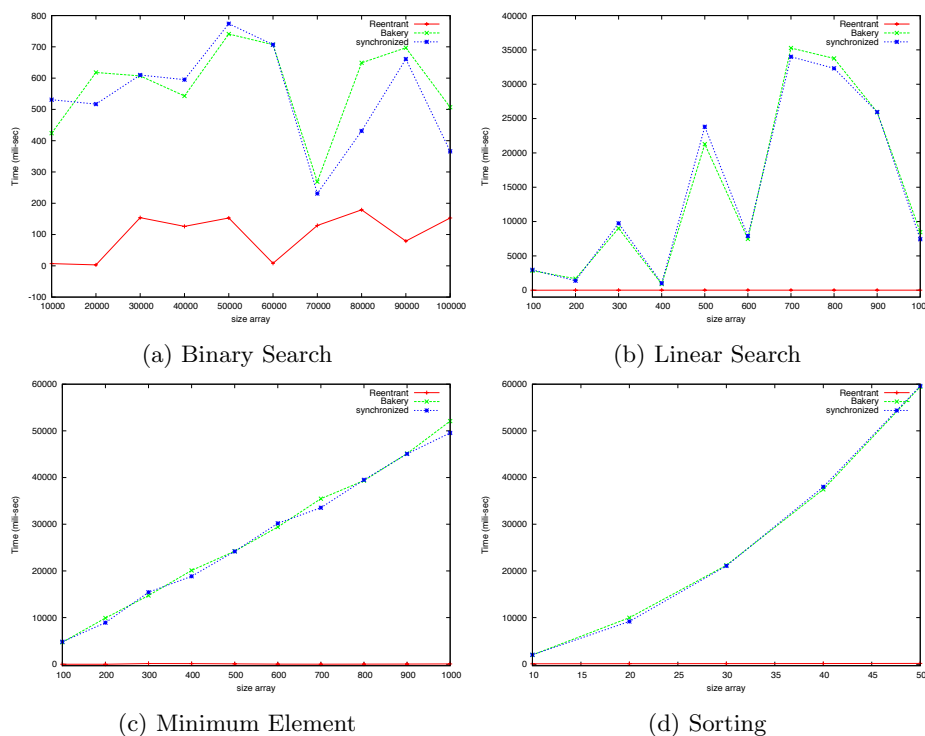


Figure 5.7: Exp 1: Execution times ‘bakery’ vs ‘**synchronized**’ vs ‘lock/unlock’.

5.3.3 Decision on using **Reentrant** lock/unlock methods

There are several ways to implement the problem of the Critical Section in Computer Science. We compared the execution times and CPU usage for three methods in order to decide which method the *EventB2Java* tool should use. We compared an implementation of the Bakery algorithm [71], the **synchronized** native Java method, and methods lock/unlock from the concurrent Java library. All experiments are available at <http://poporo.uma.pt/EventB2Java/exps.zip>

We first compared the execution times for four multithreaded Java code using the methods for implementing the critical section explained above. We used a multithreaded implementation of a Binary and Linear search in an array, the Minimum element of an array, and the Sorting algorithm of an array. We ran the implementation varying the size of the arrays. Figure 5.7 depicts the execution times taken for the four algorithms.

We also compared the CPU usage for them. For this experiment we used the 2 multithreaded implementations that run forever. The code was ran for 5 minutes, we took the CPU usage every minute for both methods. Figure

5.8 shows the CPU usage for both method during the 5 minutes. It can be seen that the ‘Bakery’ method outperforms the ‘**synchronized**’ method. For the ‘Bakery’ algorithm, in average the CPU usage was 8% whereas for the ‘**synchronized**’ method was 89%.

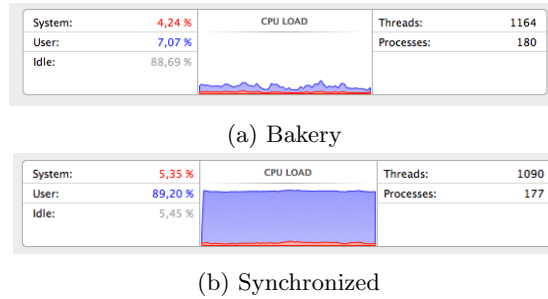


Figure 5.8: Exp 2: CPU usage ‘bakery’ vs ‘**synchronized**’.

Figure 5.7 depicts that the ‘lock/unlock’ method outperforms both the ‘Bakery’ algorithm and ‘**synchronized**’ method. This is due both approaches guarantee fairness by putting each Thread to sleep for a random number (we used a random number from 1 to 100), while ‘lock/unlock’ method guarantees fairness by passing a boolean parameter to the constructor of the class lock⁹

Our decision on using ‘lock/unlock’ methods from the concurrent Java library in the *EventB2Java* was based on these two experiments: ‘lock/unlock’ makes better use of the CPU and outperforms the time execution to both ‘**synchronized**’ method and ‘Bakery’ algorithm. Another reason is the library guarantees fairness by itself.

5.4 Using the *EventB2Java* tool

We have validated our tool by applying it to an ample set of Event-B models. They are described in Section 7.3. We describe in next subsections an Event-B model modelled by J.-R Abrial in [3] and show the JML-annotated Java code generated by *EventB2Java*.

5.4.1 An Example in Event-B

The Binary Search algorithm finds the index of an element within a sorted array. It works by choosing a pivot index in the domain of the array and comparing the value at the index with the element one is searching for; if the value at the index is greater than the element, then the algorithm recursively searches for the element in the sub-array to the left of the pivot, if the value is lesser than

⁹from the documentation of the class: “The constructor for this class accepts an optional fairness parameter. When set true, under contention, locks favor granting access to the longest-waiting thread. Otherwise this lock does not guarantee any particular access order.”


```

machine bin_m2 sees bin_c0
variables r p q
invariant
  inv1  $p \in 1 \dots n$ 
  inv2  $q \in 1 \dots n$ 
  inv3  $r \in p \dots q$ 
  inv4  $v \in f[p \dots q]$ 
events
  initialisation
  then
    act1  $p := 1$ 
    act2  $q := n$ 
    act3  $r := (n + 1) \text{ div } 2$ 
  end
  inc
  when
    grd1  $f(r) < v$ 
  then
    act1  $r := (r + 1 + q) \text{ div } 2$ 
    act2  $p := r + 1$ 
  end
  dec
  when
    grd1  $f(r) > v$ 
  then
    act1  $r := (p + r - 1) \text{ div } 2$ 
    act2  $q := r - 1$ 
  end
  found
  grd1  $f(r) = v$ 
end
end

context bin_c0
constants n f v
axioms
  axm1  $f \in 1 \dots n \rightarrow N$ 
  axm2  $\forall i, j. i \in 1 \dots n \wedge i \leq j \Rightarrow f(i) \leq f(j)$ 
  axm3  $v \in \text{ran}(f)$ 
theorem
  thm1  $n \geq 1$ 
end

```

Figure 5.9: An extract of the Binary Search algorithm in Event-B.

the element then the algorithm searches for the element in the sub-array to the right of the pivot; otherwise it returns the index of the element. In [3], J.-R. Abrial presents the full model of the algorithm in Event-B. Context *bin_c0* in Figure 5.9 declares constants f , n , and v to be the array, its size, and the value the algorithm searches for, respectively. The correct values of these constants are axiomatised within the context representing the preconditions of the Binary Search algorithm. Axiom **axm1** declares f to be a total function. Axiom **axm2** requires f to be a sorted array, and axiom **axm3** requires the value v to exist within the array f . Theorem **thm1** can be deduced from axiom **axm1**.

The current left and right indexes of the array are given by variables p and q , that are given initial values 1 and n , respectively. The algorithm searches for an index $p \leq r \leq q$ in the domain of f such that $f(r) = v$. These condi-

tions are modelled as machine invariants in Event-B (see left Figure 5.9). The *initialisation* event picks up the middle value for the pivot index r . The machine *bin_m2* declares three standard events *inc*, *dec*, and *found*. Event *inc* models the case when the value is to the right of the pivot, *dec* the case when the value is to the left of the pivot, and *found* when the value is at the pivot so no further actions are made.

5.4.2 The Generated JML-annotated Java code

Figures 5.10, and 5.11 show excerpts of the JML-annotated Java code generated by *EventB2Java* for the Event-B model depicted in Figure 5.9. Figure 5.10 shows the translation for the machine, and Figure 5.11 depicts the event *inc* (events *dec* and *found* are not shown). *EventB2Java* translates Event-B constants such as f , n and v , directly into Java as **static final** variables. However, the tool does not generate initial values for these variables. The initial values depend on the constraints imposed by axioms and theorems. For instance, f must be a sorted array, as described by axiom **axm2**, that contains a value v , as described by axiom **axm3**. Nonetheless, *EventB2Java* generates JML specifications for these axioms that one can use to verify whether the initial values one conjectured for these constants are correct or not. *EventB2Java* translates variables as **private** class fields with the respective **spec_public** JML clause so variables can be used for verification. It also defines the corresponding getter and mutator methods (not shown in the figure). *EventB2Java* translates Event-B invariants as JML **invariants**. Finally, defines the initial values of variables according to the *initialisation* Event-B event, and creates the corresponding threads (i.e. each Event-B event is translated as a Java class that extends Thread).

Figure 5.11 shows the JML-annotated Java code that *EventB2Java* generates for event *inc*. It declares a variable *machine* that is a reference to the main Java class that contains the definition of carrier sets, constants, and variables. It defines 3 methods as explained in previous sections: the *guard_inc* method that returns **true** if the evaluation of applying the variable r to the relation f is less than the value v (the value that the algorithm is looking for). That corresponds to guard of the event *inc* in the Event-B model; the *run_inc* method that performs the actions of the event updating the variable r to $(r+1+q) / 2$, and variable p to $r + 1$. Notice that it is important to get the value of variables before the assignment (e.g. r_tmp), if that was not the case the variable p would have been assigned to a wrong value; and a method that overrides the *run* method from the Java library Thread. It implements a critical section for the execution of the method *run_inc* simulating the behaviour of executing events in Event-B.

```

public class bin_m2{
    public Lock lock = new ReentrantLock(true);
    /*****Constant definitions*****/
    //@ public static constraint f.equals(\old(f));
    public static final BRelation<Integer,Integer> f = Test_bin_m2.random_f;
    // ...
    /*****Axiom definitions*****/
    /*@ public static invariant f.domain().equals(new Enumerated(new Integer(1),n)
        ) && f.range().isSubset(NAT.instance) && f.isaFunction() && BRelation.
        cross(new Enumerated(new Integer(1),n),NAT.instance).has(f); */
    /*@ public static invariant
        (\forall Integer i; (\forall Integer j; ((
            new Enumerated(new Integer(1),n).has(i) &&
            new Enumerated(new Integer(1),n).has(j) &&
            i.compareTo(j) <= 0) ==> (f.apply(i).compareTo(f.apply(j)) <= 0))))); */
    // ...
    /*****Variable definitions*****/
    /*@ spec_public */ private Integer p;
    // ...
    /*****Invariant definition*****/
    /*@ public invariant
        NAT.instance.has(r) && new Enumerated(new Integer(1),n).has(p) && ...*/
    /*@ public normal_behavior
        requires true; assignable \everything;
    ensures p.equals(1) && q.equals(n) && r.equals(new Integer(new Integer(n+1)/2)); */
    public bin_m2(){
        p = 1;
        q = n;
        r = new Integer(new Integer(n + 1) / 2);
        // Threads initialisation
    }
}

```

Figure 5.10: JML-annotated Java code generated by *EventB2Java* from the *bin_m2* depicted in Figure 5.9.

Chapter 5 – Translating Event-B Machines to JML-annotated Java Code

```

public class inc extends Thread{
    /*@ spec_public */ private bin_m2 machine;
    // class constructor
    /*@ public normal_behavior
       requires true; assignable \nothing;
       ensures \result <==>
           machine.f.apply(machine.get_r()).compareTo(machine.v) < 0; */
    public /*@ pure */ boolean guard_inc() {
        return machine.f.apply(machine.get_r()).compareTo(machine.v) < 0;
    }

    /*@ public normal_behavior
       requires guard_inc(); assignable machine.p, machine.r;
       ensures guard_inc() &&
           machine.get_r().equals(\old(new Integer(new Integer(machine.get_r() +
               1 + machine.get_q()) / 2))) &&
           machine.get_p().equals(\old(new Integer(machine.get_r() + 1)));
       also requires !guard_inc(); assignable \nothing; ensures true; */
    public void run_inc(){
        if(guard_inc()) {
            Integer r_tmp = machine.get_r();
            Integer p_tmp = machine.get_p();

            machine.set_r(new Integer(new Integer(r_tmp + 1 + machine.get_q()) / 2));
            machine.set_p(new Integer(r_tmp + 1));
        }
    }

    public void run() {
        while(true) {
            machine.lock.lock(); // start of critical section
            run_inc();
            machine.lock.unlock(); // end of critical section
        }
    }
}

```

Figure 5.11: Binary Search: code generated for the *inc* event.

```

public class bin_m2{
    ...
    public inc evt_dec = new dec(this);
    public dec evt_inc = new inc(this);
    public found evt_found = new found(this);
    ...

    public bin_m2(){
        p = 1;
        q = n;
        r = new Integer(new Integer(n + 1) / 2);
    }
}

```

Figure 5.12: Excerpt of the sequential JML-annotated Java code generated by *EventB2Java* from the *bin_m2* depicted in Figure 5.9.

```

public class inc extends Thread{
    /*@ spec_public */ private bin_m2 machine;

    ...
    public inc(bin_m2 m) {
        ...
    }

    ...
    public /*@ pure */ boolean guard_inc() {
        ...
    }

    ...
    public void run_inc(){
        ...
    }
}

```

Figure 5.13: Excerpt of the sequential Java code generated for the *inc* event.

Notice that the execution of the Event-B model described in Figure 5.9 is sequential: the guards of the events are mutually exclusive. In this case, it is not necessary to translate the model to a multithreaded Java version. The *EventB2Java* tool allows user to generate sequential Java code for those models that their execution is sequential. Figures 5.12 and 5.13 present the sequential JML-annotated Java code generated by *EventB2Java*. Notice that the translation of the machine define neither threads nor the reentrant lock, and it declares the classes corresponding to the translation of the events as class fields, so they can be accessed from an external class that implements the execution of the system (e.g. the *Framework* class presented in Figure 5.14). Notice also that the translated Java class of the event *inc* neither extends *Thread* nor overrides the *run* method.

```

public class Framework{
    public static void main(String[] args){
        bin_m2 machine = new bin_m2();
        while (true){
            if (machine.evt_found.guard_found())
                machine.evt_found.run_found(); break;
            else if (machine.evt_inc.guard_inc())
                machine.evt_inc.run_inc(); break;
            else if (machine.evt_dec.guard_dec())
                machine.evt_dec.run_dec(); break;
        }
    }
}

```

Figure 5.14: Binary Search: Sequential Java code generated for the *inc* event.

EventB2Java generates an additional Java class defining a framework (as described in Section 5.3.2) that executes the logic of the system, Figure 5.14 depicts it. The user can customise the proposed Framework by changing the condition of the **while** for `machine.evt_found.guard_found()`.

5.5 Software Development with *EventB2Java*

We have validated the *EventB2Java* tool by generating JML-annotated Java code for several Event-B models, by comparing our tool with different Java code generators for Event-B, and by applying it in two case studies presented in next chapter (see Chapter 7). The case studies follow two strategies for software development describe in the following. The first one, (described in Section 5.5.1), shows how *EventB2Java* can be used as part of a software development strategy to generate the core functionality (the Model) of an Android application that is organised following the MVC (Model-View-Controller) design pattern [62]. The second one (described in Section 5.5.2) shows how *EventB2Java* and Java Unit (JUnit) testing can be used to refine (improve) an Event-B model system to conform to an existing System Test Specification (STS) document.

5.5.1 Strategy on Software Development using MVC design pattern

Typical software applications include an interface (the View) that interacts with the user, a functional core (the Model) that implements the basic functionality of the application, and a linking part (the Controller) that *disguises* all requests made by the user so that they can be understood by the Model. The Model implements methods to edit data and to access the internal state of the application. It might also include a registry of dependent Views to notify when data changes occur during the *rendering* of the interface. The Controller implements wrapping code that transforms mouse input and keyboard shortcuts to

commands in the Model.

EventB2Java can be used to develop a system that follows the MVC design pattern. The View-Controller components are developed using *Usability Engineering* techniques as advocated by J. Nielsen in [85]; the core functionality is modelled in Event-B and the *EventB2Java* tool is used to generate the Model in Java.

The strategy comprises the following steps:

1. a system is modelled in Event-B and it is refined to the desired level of abstraction via a hierarchy of machine refinements.
2. all proof obligations of the above Event-B model are discharged in Rodin, so one can be sure about the correctness of the system modelled.
3. the Event-B model is automatically translated to Java using the *EventB2Java* tool.
4. the View part of the system is developed using *Usability Engineering* techniques. *EventB2Java* generates getter and setter methods for machine variables in the Java code generated enable communication between the Model and the View.

This strategy has been successfully applied for the development of a Social-Event Planner explained in Section 7.1.

5.5.2 Strategy on Software Testing

The use of a formal specification language to model software requirements eliminates ambiguity and reduces the chance of errors that can be introduced during software development. Still it remains the issue, coming up with the formal specification that matches customer expectations, and an implementation that matches the formal specification.

We propose a strategy in which *EventB2Java* is used for testing the behaviour of a reactive system modelled in Event-B by simulating it in Java.

The strategy comprises the following steps:

1. one models the system in Event-B following an existing System Requirements Specification (SRS) document.
2. all proof obligations of the above Event-B model are discharged in Rodin, so one can be sure about the correctness of the model of the system.
3. the Event-B model is translated to Java code using *EventB2Java*.
4. based on an existing System Test Specification (STS) document, one can write Java Unit (JUnit) [76] tests manually that exercise the functionality of the generated Java code.

If a JUnit test fails, the Event-B model is inspected and evolved to conform to the STS document, and *EventB2Java* is used again to generate Java code. This process will be repeated until it covers all of the JUnit tests. The correctness of the Event-B model can then be verified by discharging proof obligations using standard Event-B tool-kits. After making changes to the existing model, if required, it is translated to Java using *EventB2Java*, and the test suite runs once more to check if the behaviour of the model as expected.

Note that the steps that describe our strategy are complementary as they address very different questions about the model. The purpose of testing the Java code generated by *EventB2Java* is to check whether the model behaves as the user's expectation while the correctness of the Event-B model is verified by discharging proof obligations. In particular, a correct model might not have the behaviour that the developer actually intended. Regarding this direction, one could find some similarities between ProB [75] model checker and our strategy. Using ProB, the user can translate the STS document as predicates in Event-B and then simulate the Event-B system to conform to the translated STS document to the model. The main difference between our strategy and ProB is that ProB works directly on the Event-B model whereas the proposed strategy gives an opportunity to the developer (not to an expert in Event-B) to test the Java code. Also, our strategy allows users to use an ample set of third party software to experiment further on the generated Java code, like the user can use a third party Java program that automatically generates inputs for testing.

Our strategy incorporates the use of a STS document with software testing conducted in Java. That is, the strategy uncovers inconsistencies in the Event-B model vis a vis the STS (detecting whether the Event-B model captures user's intentions). This strategy has been successfully applied for the testing of the Tokeneer reactive system explained in Section 7.2.

5.6 Conclusion

In this chapter we presented a series of rules to generate JML-annotated Java code from Event-B models. We also introduced the implementation of these rules as the *EventB2Java* tool that is a Rodin plug-in. *EventB2Java* enables users to generate an actual implementation of Event-B models in Java. The Java code contains JML specifications that enable users to customise the Java code to check further if the customised code validates the initial model in Event-B. *EventB2Java* generates both sequential and multithreaded implementations of the models. We have validated the tool by applying it to an ample set of Event-B models to generate Java implementations.

Software developers will be benefited by EventB2Java tool in the following way, they can start the software development by proving the system consistent by modelling it in Event-B. Once the model is proven correct and has the necessary details, developers can translate it to Java using EventB2Java. Developers can customise the Java code to check if the customised code validate the initial model in Event-B using the JML specifications. Although, using Rodin

users can obtain a final implementation of the models by refining the model to a very close machine implementation, but the process of refining involves a lot of mathematical expertise as every refinement machine needs to be proven consistent with the previous one. *EventB2Java* makes this process easy since users can decide the level of abstraction in the Event-B model and use the tool to generate Java code.

Chapter 6

Translating Event-B Machines POs to Dafny

This chapter. Event-B is used for the formal modelling of critical software. When modelling in Event-B, one needs to prove the system consistent by discharging proof obligations (POs). Rodin, the Eclipse IDE for working with Event-B, automatically generates the POs, and provides different ways to discharge them:

- Rodin comes with an automatic prover (New PP).
- Rodin also comes with third-party automatic provers (they need to be installed as plug-ins).
- Users can attempt to discharge proof obligations interactively using the interactive proving that Rodin provides.

The work described in this chapter seeks to help users to discharge Event-B POs by translating them to the input language of Dafny. Program verification with Dafny works by translating the program written in Dafny to the Boogie proving engine [12]. Boogie generates verification conditions (VC) to then pass them to first-order automated theorem prover (e.g. Z3 [50], Simplify [53], Zap [10]) to determine the validity of the VC. In this sense, *EventB2Dafny* equips Rodin with other theorem provers for discharging proof obligations, e.g. Simplify or Zap theorem provers. Having Event-B PO translated to Dafny and then to Boogie has some advantages: Boogie encodes the VC to the theorem prover in such a way to make it possible to reconstruct from a failed proof an error trace; Boogie dynamically adjust the number of threads to depending on the verification tasks [74]. It allows the verification process to run faster; Boogie comes with a debugger, the Boogie Verification Debugger [63], that helps Dafny users to understand the output of the program verifier whenever a verification could not be made. This is useful since understanding why the theorem prover

could not prove a proof obligation gives an insight to the user on where the problem might be in the model.

This chapter presents a set of rewriting rules to translate Event-B proof obligations to the input language of Dafny and the implementation of the rewriting rules as the *EventB2Dafny* Rodin plug-in. We do not use the programming language of Dafny but the automatic verifier associated to it to discharge the generated PO. *EventB2Dafny* supports the full Event-B syntax. The work presented in this chapter is published in [36]. I participated in the definition of the translation rules from Event-B Proof Obligations to Dafny and its implementation. The rest of this chapter is organised as follows. The description of the type of proof obligations generated by the Rodin platform are shown in Section 6.1. Then, the translation of Rodin proof-obligations to Dafny programs is explained in Section 6.2. Section 6.3 shows the implementation of the *EventB2Dafny* tool. Finally, Section 6.4 gives conclusions.

Contributions. *i)* The definition of a translation from Event-B proof obligations to Dafny through a collection of rules, one for each component of an Event-B proof obligation, *ii)* the implementation of these translation rules as the *EventB2Dafny* tool. The translation allows stepwise refinement based approaches to have access to an ample set of formal techniques. *iii)* The implementation of a prelude in Dafny language that implements sets (e.g. sets, relations, functions) as datatypes and operations over these structures as functions.

Related work. In [52], David Déharbe presents an approach to translate Rodin platform proof-obligations to the input language of the SMT-solvers. The approach handles proof obligations that include boolean expressions, integer arithmetic expressions, and basic sets and relations. The *EventB2Dafny* plug-in works in a similar direction. Yet, by generating bespoke Dafny/Boogie proof obligations, we can improve the performance of the Simplify [53], Zap [10] on which Boogie works.

In [79], D. Mentré, C. Marché, J. Filliâtre and M. Asuka present the *bpo2why* tool that translates proof-obligations generated by the Atelier B suite into Why [60] programs. Therefore, proof-obligations can be discharged using the Krakatoa tool [61] or other automatic provers like Z3 [50]. The *EventB2Dafny* plug-in works in a similar direction as the *bpo2why* tool, but our target language is Dafny rather than Why.

6.1 Rodin Proof Obligations

The Rodin proof-obligation generator automatically generates proof obligations (POs) based on both the underlying machines and contexts as explained in Section 2.3.1. This section presents the type of POs generated by Rodin in a detailed way and explains some of them through an example presented by J.-R. Abrial in [4] (Chapter 5). We present proof obligations (POs) as **Sequents**: given

```

machine m0_a sees ctx0
variables
  i
invariants
  inv1 i ∈ 1 .. n
events
  initialisation
  then
    act1 i := 1
  end
  search
  any
    k where
      grd1 k ∈ 1 .. n
      grd2 f(k) = v
    then
      act1 i := k
    end
  end
end

context ctx0
sets D
constants n f v
axioms
  ax1 n ∈ ℕ
  ax2 f ∈ 1 .. n → D
  ax3 v ∈ ran(f)
theorem
  thm1 n ∈ ℕ1
end

```

Figure 6.1: An abstract and context machine in Event-B.

the set of hypotheses H and the goal G , a **Sequent** is represented by

$$\frac{H}{\vdash G}$$

A sequent reads as follows: under the hypotheses H , prove the goal G .

Figures 6.1 and 6.2 (taken from the example presented in [4] - Chapter 5) depict an Event-B example (both machines see the context shown in Figure 6.1 right). The example presents an Event-B model for searching an element in a sequence of integers. The model finds an index i of an element v in a sequence f . Context $ctx0$ in Figure 6.1 defines a constant n to be a natural number. It represents the size of the sequence f . Sequence f is defined as a total function (axiom **ax2**) that maps natural numbers (from 1 to n) to elements of set D . Constant v is defined as a natural number and axiom **ax3** states that v is present in the range of function f ¹. The most abstract machine (Figure 6.1) models the search process in one step. The *search* event defines a local variable k that takes a value from 1 to the number of elements in the sequence. Additionally, the evaluation of the function f in k is equal to v , so the variable i takes the value of k (notice that v is always presented in the sequence f , axiom **ax3** in the context $ctx0$ states that).

The first refinement of the model (see Figure 6.2), introduces the search strategy. The strategy introduces variable j that starts at value 0 (see event

¹The purpose of theorem **thm1** is to introduce a theorem proof obligation later on.

initialisation) and it is then incremented by 1 (see event *progress*). According to theorem **thm1_r1**, the value v is in the evaluation from $j + 1$ to n , of the sequence f . Once variable j takes the value in which the evaluation of $f(j + 1)$ is equal to v (guard **grd1_r1**), the *search* event might be triggered and i will take the value $j + 1$.

```

machine m1_a refines m0_a sees ctx0
variables i j
invariants
  inv1_r1  $j \in 0 \dots n$ 
  inv2_r1  $v \notin f[i \dots j]$ 
  thm1_r1  $v \in f[j + 1 \dots n]$ 
variant  $n - j$ 
events
  initialisation extends initialisation
  then
    act1_r1  $j := 0$ 
  end
  search refines search
  when
    grd1_r1  $f(j + 1) = v$ 
  with k:  $j + 1 = k$ 
  then
    act1_r1  $i := j + 1$ 
  end
  progress
  status convergent
  when
    grd1_r1  $f(j + 1) \neq v$ 
  then
    act1_r1  $j := j + 1$ 
  end
end

```

Figure 6.2: Refinement machine in Event-B.

The set of proof obligations generated by Rodin to prove the consistency of a system is:

The Invariant Preservation Proof Obligation: it states that events must conform to machine invariants. For instance, for the PO generated by Rodin “*evt/inv/INV*”, one needs to prove that event *evt* conforms to the invariant **inv**. Let *evt* be as follows

```

evt
  any x
  where
     $G(s, c, v, x)$ 
  then
     $v :| BA(s, c, v, x, v')$ 
  end

```

The sequent takes as hypotheses the axioms and theorems, the invariant, the guard of the event, and the before-after predicate, and one needs to prove that the modified invariant holds

<i>Axioms and theorems</i>	$A(s, c)$
<i>Invariants</i>	$I(s, c, v)$
<i>Guards of the event</i>	$G(s, c, v, x)$
<i>Before – after predicate of the event</i>	$BA(s, c, v, x, v')$
\vdash	\vdash
<i>Modified specific invariant</i>	$inv(s, c, v')$

For the example presented in Figure 6.1 Rodin generates a *search/inv1/INV* proof obligation that states that the new value of *i* (denoted *i'*) must respect the machine invariant

```

 $n \in \mathbb{N}$        $f \in 1..n \rightarrow D$ 
 $v \in \text{ran}(f)$    $n \in \mathbb{N}1$ 
 $i \in 1..n$       $k \in 1..n$ 
 $f(k) = v$       $i' = k$ 
 $\vdash$ 
 $i' \in 1..n$ 

```

The Guard strengthening Proof Obligation: it states that the guards of the refinement machine must be stronger than the abstract event’s guards. For instance, for the PO generated by Rodin “*evt/grd/GRD*”, one needs to prove that the guards of the refinement event *evt* are stronger than the guard **grd** of event *evt*. Let event *evt0* and its refinement *evt* be as follows

<i>evt0</i>	<i>evt</i> refines <i>evt0</i>
any <i>x</i>	any <i>y</i>
where	where
grd $g(s, c, v, x)$	$H(y, s, c, w)$
...	with
then	$x : W(x, s, c, w, y)$
...	then
...	...
end	end

The sequent takes as hypotheses the axioms and theorems, the abstract and concrete invariants, the concrete event guards, and the witness predicates for

6.1 Rodin Proof Obligations

95

parameters, and one needs to prove that the guard of the event of the abstract machine holds

<i>Axioms and theorems</i>	$A(s, c)$
<i>Abstract invariants</i>	$I(s, c, v)$
<i>Concrete invariants</i>	$J(s, c, v, w)$
<i>Concrete Event Guards</i>	$H(y, s, c, w)$
<i>Witness predicates for parameters</i>	$W(x, s, c, w, y)$
\vdash	\vdash
<i>Abstract event specific guard</i>	$g(s, c, v, x)$

For the example presented in Figures 6.1 and 6.2, Rodin generates a “*search*/**grd2**/GRD” proof obligation that states that the guards of the concrete event *search* are stronger than the guard **grd2** in the abstract event *search*:

$$\begin{array}{l}
n \in \mathbb{N} \\
f \in 1..n \rightarrow D \\
v \in \text{ran}(f) \\
n \in \mathbb{N}1 \\
i \in 1..n \\
j \in 0..n \\
v \notin f[i..j] \\
v \in f[j+1..n] \\
f(j+1) = v \\
j+1 = k \\
\vdash \\
f(k) = v
\end{array}$$

The Simulation Proof Obligation: it states that the execution of a concrete event *evt* is not contradictory with the execution of the abstract event that *evt* is refining. For instance, for the PO generated by Rodin “*evt/act/SIM*”, one needs to prove that the execution of the actions of the concrete event *evt* does not contradict the execution of the action **act** from the *evt0* abstract event. The follows illustrates an event *evt0* and its refinement *evt*

<pre> <i>evt0</i> any <i>x</i> where ... then act <i>v</i> : <i>BA1</i>(<i>s, c, v, x, v'</i>) end </pre>	<pre> <i>evt</i> refines <i>evt0</i> any <i>y</i> where <i>H</i>(<i>y, s, c, w</i>) with <i>x</i> : <i>W1</i>(<i>x, s, c, w, y, w'</i>) <i>v'</i> : <i>W2</i>(<i>v', s, c, w, y, w'</i>) then act2 <i>w</i> : <i>BA2</i>(<i>s, c, w, y, w'</i>) end </pre>
---	--

The sequent takes as hypotheses the axioms and theorems, the abstract and concrete invariants, the concrete event guards, the witness predicates for

variables and parameters, and the concrete before-after predicate, and one needs to prove that the before-after predicate of the abstract machine event holds

<i>Axioms and theorems</i>	$A(s, c)$
<i>Abstract invariants</i>	$I(s, c, v)$
<i>Concrete invariants</i>	$J(s, c, v, w)$
<i>Concrete Event Guards</i>	$H(y, s, c, w)$
<i>Witness predicates for parameters</i>	$W1(x, s, c, w, y, w')$
<i>Witness predicates for variables</i>	$W2(v', s, c, w, y, w')$
<i>Concrete before – after predicate</i>	$BA2(s, c, w, y, w')$
\vdash	\vdash
<i>Abstract before – after predicate</i>	$BA1(s, c, x, v')$

For the example presented in Figures 6.1 and 6.2, Rodin generates a “search/act1/SIM” proof obligation:

```

n ∈ ℕ
f ∈ 1 .. n → D
v ∈ ran(f)
n ∈ ℕ1
i ∈ 1 .. n
j ∈ 0 .. n
v ∉ f[i .. j]
v ∈ f[j + 1 .. n]
f(j + 1) = v
j + 1 = k
i = j + 1
⊢
i = k

```

The numeric variant Proof Obligation: it states that under the guards of each convergent or anticipated event, the numeric variant is a natural number. For instance, for the PO generated by Rodin “evt/NAT”, one needs to prove that under the guards of event *evt*, the variant is a natural number. Let machine *m* and event *evt* be as follows

```

machine m
  variables
    v
  invariants
    I(sc, v)
  variant
    n(sc, v)
  events
    ...
  end
end

```

```

evt
  status convergent
  any x
  where
    G(s, c, v, x)
  then
    ...
  end

```


6.1 Rodin Proof Obligations

97

The sequent takes as hypotheses the axioms and theorems, the invariant, and the guards of the event, and one needs to prove that the **variant** is a natural number

<i>Axioms and theorems</i>	$A(s, c)$
<i>Invariants</i>	$I(s, c, v)$
<i>Guards of the event</i>	$G(s, c, v, x)$
\vdash	\vdash
<i>A numeric variant is a natural number</i>	$n(s, c, v') \in \mathbb{N}$

For the example presented in Figures 6.1 and 6.2 Rodin generates a *progress*/NAT proof obligation

```

n ∈ ℕ
f ∈ 1 .. n → D
v ∈ ran(f)
n ∈ ℕ1
i ∈ 1 .. n
j ∈ 0 .. n
v ∉ f[i .. j]
v ∈ f[j + 1 .. n]
f(j + 1) ≠ v
⊢
n - j ∈ ℕ

```

The Variant Proof Obligation: it states that each **convergent** event decreases a numeric (or remove elements from a set) **variant**, and each **anticipated** event does not increase a numeric (or does not add elements to a set) **variant**. For instance, for the PO generated by Rodin “*evt*/VAR”, one needs to prove that a **convergent** event *evt* decreases the (or remove elements from the set) **variant**, also that an **anticipated** event *evt* does not increase the (or does not add elements to the set) **variant**. Let *m* be a machine and *evt* an event as follows

```

machine m
variables
  v
invariants
  I(sc, v)
variant
  n(sc, v)
events
  ...
end
end

```

evt
status convergent
any *x*
where
 $G(s, c, v, x)$
then
...
end

The sequent takes as hypotheses the axioms and theorems, the invariant, the guards of the event, and the before-after predicate of the event, and one needs

to prove that the value of the modified **variant** is smaller (or a subset) than the value of **variant** without modification

<i>Axioms and theorems</i>	$A(s, c)$
<i>Invariants</i>	$I(s, c, v)$
<i>Guards of the event</i>	$G(s, c, v, x)$
<i>Before – after predicate of the event</i>	$BA(s, c, v, x, v')$
\vdash	\vdash
<i>Modified variant smaller than variant</i>	$n(s, c, v') < n(s, c, v)$ $or(n(s, c, v') \subset n(s, c, v))$

For **anticipated** events, one needs to prove that the modified variant is not greater than the **variant** ($\dots \vdash n(s, c, v') \leq n(s, c, v)$) or it does not add elements to the set **variant** ($\dots \vdash n(s, c, v') \subseteq n(s, c, v)$). For instance, Rodin generates this *progress*/VAR proof obligation for the **convergent** event presented in Figure 6.2

```

n ∈ ℕ
f ∈ 1 .. n → D
v ∈ ran(f)
n ∈ ℕ1
i ∈ 1 .. n
j ∈ 0 .. n
v ∉ f[i .. j]
v ∈ f[j + 1 .. n]
f(j + 1) ≠ v
j' = j + 1
⊢
n - (j + 1) < n - j

```

The non-deterministic witness Proof Obligation: it states that each witness of a concrete event indeed exists. For instance, for the PO generated by Rodin “*evt/x/WFIS*”, one needs to prove that a witness x of a concrete event *evt* exists. Let *evt* be a concrete event

```

evt refines evt0
any y
where
  H(y, s, c, w)
with
  x : W(x, s, c, w, y, w')
then
  BA2(s, c, w, y, w')
end

```

The sequent takes as hypotheses the axioms and theorems, the abstract and concrete invariants, the concrete event guards, and the concrete before-after predicate, and one needs to prove that the witness exists

<i>Axioms and theorems</i>	$A(s, c)$
<i>Abstract invariants</i>	$I(s, c, v)$
<i>Concrete invariants</i>	$J(s, c, v, w)$
<i>Concrete Event Guards</i>	$H(y, s, c, w)$
<i>Concrete before – after predicate</i>	$BA2(s, c, w, y, w')$
\vdash	\vdash
<i>Existence of witness</i>	$\exists x \cdot W(x, s, c, w, y, w')$

For the example presented in Figures 6.1 and 6.2, Rodin generates a “*search/k/WFIS*” proof obligation

$$\begin{aligned}
& n \in \mathbb{N} \\
& f \in 1..n \rightarrow \mathbf{D} \\
& v \in \text{ran}(f) \\
& n \in \mathbb{N}1 \\
& i \in 1..n \\
& j \in 0..n \\
& v \notin f[i..j] \\
& v \in f[j+1..n] \\
& f(j+1) = v \\
& i' = j+1 \\
& \vdash \\
& \exists k \cdot j+1 = k
\end{aligned}$$

The theorem Proof Obligation: it states that a context or a machine theorem is indeed provable. For instance, for the PO generated by Rodin “**thm1**/THM”, in the example presented in Figure 6.1, one needs to prove that the theorem **thm1** is indeed provable

$$\begin{aligned}
& n \in \mathbb{N} \\
& f \in 1..n \rightarrow \mathbf{D} \\
& v \in \text{ran}(f) \\
& \vdash \\
& n \in \mathbb{N}1
\end{aligned}$$

The Well-Definedness Proof Obligation: it states that axioms, theorems, invariants, guards, actions, variants, and witnesses are well defined. For instance, for the PO generated by Rodin “*search/grd2/WD*”, in the example presented in Figure 6.1, one needs to prove that guard **grd2** of event *search* is well defined

$$\begin{aligned}
& n \in \mathbb{N} \\
& f \in 1..n \rightarrow \mathbf{D} \\
& v \in \text{ran}(f) \\
& n \in \mathbb{N}1 \\
& i \in 1..n \\
& k \in 1..n \\
& \vdash \\
& k \in \text{dom}(f) \wedge f \in \mathbb{Z} \leftrightarrow \mathbf{D}
\end{aligned}$$

The Feasibility Proof Obligation: it states that a non-deterministic action is feasible. For instance, for the PO generated by Rodin “*evt/act/FIS*”, one needs to prove that the non-deterministic assignment in action **act** of event *evt* is feasible. Let *evt* be an event

```

evt
  any x
  where
     $G(s, c, v, x)$ 
  then
    act  $v :| BA(s, c, v, x, v')$ 
end

```

The sequent takes as hypotheses the axioms and theorems, the invariants, and the event guards, and one needs to prove the existence of v'

<i>Axioms and theorems</i>	$A(s, c)$
<i>Invariants</i>	$I(s, c, v)$
<i>Event Guards</i>	$G(s, c, v, x)$
\vdash	\vdash
$\exists v' \cdot \text{before} - \text{after predicate}$	$\exists v' \cdot BA(s, c, v, x, v')$

The Guard Merging Proof Obligation: it states that the guards of a concrete event that merges two abstract events are stronger than the disjunction abstract events’ guards. For instance, for the PO generated by Rodin “*evt/MRG*”, one needs to prove that the *evt*’s guards are stronger than the disjunction of the abstract events that *evt* is refining. Let *evt* be an event that refines both *evt01* and *evt02* abstract events

<i>evt01</i>	<i>evt02</i>	<i>evt refines</i>
any <i>x</i>	any <i>x</i>	<i>evt01</i>
where	where	<i>evt02</i>
$G1(s, c, v, x)$	$G2(s, c, v, x)$	any <i>x</i>
then	then	where
<i>S</i>	<i>S</i>	$H(s, c, v, x)$
end	end	then
		<i>S</i>
		end

The sequent takes as hypotheses the axioms and theorems, the abstract invariants, and the concrete event guards, and one needs to prove the disjunction of the abstract guards

<i>Axioms and theorems</i>	$A(s, c)$
<i>Abstract Invariants</i>	$I(s, c, v)$
<i>Concrete Event Guards</i>	$H(s, c, v, x)$
\vdash	\vdash
<i>Disjunction of abstract guards</i>	$G1(s, c, v, x) \vee G2(s, c, v, x)$

```

datatype Pair<S,T> = Pr(x: S, y: T);

datatype Relation<D,R> =
  Rel(domain: set<D>, range: set<R>,
    map: set<Pair<D,R>>);

```

Figure 6.3: Formalising relation structures in Dafny.

Next section shows how each proof obligation generated by Rodin is translated to the input language of Dafny.

6.2 Expressing Event-B Proof Obligations in Dafny

Dafny programming language (described in Section 2.5) does not natively support all structures for predicate and set theory used in Event-B. Sets, relations, and other Event-B structures were defined in Dafny as datatypes, and operations over these structures as functions. A relation `Relation<D,R>` between a set of type `D` and a set of type `R` is a constructed type in Dafny, formalised with the aid of a `Rel` type constructor, that has three parameters, domain of type `D`, range of type `R`, and a map between the domain and the range, formalised as a set of pairs (as depicted in Figure 6.3). For the `Rel` type constructor, in the style of other languages like Objective Caml or the PVS language [88], Dafny implicitly declares a `Rel?` predicate that returns **true** of any constructed element formed with the type constructor `Rel`.

Modelling relations and sets as datatypes rather than as classes has two main advantages in Dafny. First, instances of classes require new allocations, and second, their fields would need method frame declarations (the **modifies** clause of Dafny), that can degrade the performance of Dafny/Boogie/Z3. However, note that an Event-B relation can be used anywhere that a set can appear (a relation is a set of pairs), but unfortunately datatypes cannot be inherited. Therefore, the translation from Event-B to Dafny makes sure that operations are called on the right datatype.

The following sections present the translation of contexts and machines, proof obligations and Event-B operators.

6.2.1 Translating Event-B machines

It is necessary to translate Event-B machine and context information to Dafny for Dafny to be able to discharge the proof obligations: definition of carriers sets, constants, and variables are necessary since sequents use them and they need to be defined in Dafny; definition of axioms, theorems, and invariants are

$$\begin{array}{c}
\text{ToDafny(constants } c) = C \quad \text{ToDafny(sets } S) = S \\
\text{ToDafny(axioms } X(s, c)) = X \quad \text{ToDafny(theorems } T(s, c)) = T \\
\text{ToDafny(invariants } I(s, c, v)) = I \quad \text{ToDafny(variables } v) = V \\
\hline
\text{ToDafny(} \\
\quad \text{machine } M \quad \text{context } ctx \\
\quad \text{sees } ctx \quad \text{sets } S \\
\quad \text{variables } v \quad \text{constants } c \\
\quad \text{invariants } I(s, c, v) \quad \text{axioms } X(s, c) \\
\quad \text{events } e \quad \text{theorems } T(s, c) \\
\quad \text{end} \quad \text{end} \\
\text{)} = \\
S \quad C \quad X \\
T \quad V \quad I
\end{array} \quad (\text{Prel})$$

Figure 6.4: Translation rule for an Event-B machine and its context to Dafny.

also necessary since sequents are composed of them as explained in the previous section. The translation of Event-B machines to Dafny uses operators that were defined via syntactic rules. `ToDafny` operator translates Event-B machines and contexts to Dafny programming language. `ToDafny` is helped by operator `TypeOfToDafny` that translates the type of Event-B variables and constants to the corresponding type in Dafny, using the datatypes explained above. It also uses the operator `PredToDafny` to translate any Event-B predicate or expression to Dafny.

Figure 6.4 depicts the syntactic rule `Prel` to translate Event-B machine M and the context it sees to Dafny. This information is necessary to discharge the proof obligations. Translation of refinement machines follows the same structures as rule M adding the gluing invariant and the new variables.

Carrier sets are being modelled as set of integers.

$$\begin{array}{c}
\hline
\text{ToDafny(Sets } S) = \\
\text{var } S : \text{Set<Integer>;}
\end{array} \quad (\text{Sets})$$

As Dafny does not include constants or axioms, constants are being modelled as 0-ary integer functions and axioms as boolean functions with a post-condition that introduces the axiom. Constants are assumed in the translation of a proof obligation. Theorems are translated similar to axioms, but they are checked (the clause `assert`) instead. The operator `TypeOfToDafny` in rules `Constants` and `Var` returns the corresponding Dafny datatype as explained at the beginning of this section (Section 6.2)

$$\frac{\text{TypeOfToDafny}(c) = \text{Type}}{\text{ToDafny}(\text{constants } c) = \text{function } c() : \text{Type};} \text{ (Constants)}$$

$$\frac{\text{PredToDafny}(A) = A}{\text{ToDafny}(\text{axioms } A) = \text{function } \text{axm}() : \text{bool} \text{ ensures } A} \text{ (Axioms)}$$

Event-B variables are modelled as variables in Dafny

$$\frac{\text{TypeOfToDafny}(v) = \text{Type}}{\text{ToDafny}(\text{variables } v) = \text{var } v : \text{Type};} \text{ (Var)}$$

Invariants are modelled as boolean functions with post-conditions that can be assumed or asserted. In Rule **Invariants**, the operator **DafnyVar** collects all variables from the invariant and imposes a non-nullness condition over them that is a required condition in Dafny. In case there are not variables in the Event-B invariant, the **DafnyVar** returns a **ensures true**;

$$\frac{\text{PredToDafny}(I) = I \quad \text{DafnyVar}(I) = \text{nonNullVars}}{\text{ToDafny}(\text{Invariants } I) = \text{function } \text{nonNullnessCond}() : \text{bool} \{ \text{nonNullVars} \} \text{ function } \text{inv}() : \text{bool}; \text{ requires } \text{nonNullnessCond}(); \text{ ensures } I;} \text{ (Invariants)}$$

6.2.2 Translating Event-B proof obligations

The translation of Event-B proof obligations to Dafny uses operators that were defined via syntactic rules, one for each proof obligation generated by Rodin (e.g. INV, MRG, GRD, SIM, NAT, FIS, WFIS, VAR). The parameters for each operator depend on the type of the PO, for instance, the operator FIS for the feasibility proof obligation takes one parameter, an Event-B machine, whereas the operator GRD takes two, an Event-B machine and its refinement. Depending on the type of proof obligation generated by Rodin, a **ghost method** is declared that might or might not assume local invariants, theorems or axioms. An additional operator (Ctx) is defined. It translates Event-B axioms and theorems presented in a context to Dafny. The rules are presented as follows:

The Invariant Preservation Proof Obligation: rule INV generates a method in Dafny that assumes the translation of the invariants of the abstract and concrete machines, the translation non-nullness axiom and theorems, the translation of the predicate related to the witness, the translation of the before-after predicate of the concrete event, and the translation of the guards of the refined event. The method finally asserts the result of the translation of the modified invariant.

$$\begin{array}{c}
\text{Ctx}(Ctx) = \text{AT} \\
\text{ToDafny}(\text{invariant } I(s, c, v)) = \text{I} \\
\text{PredToDafny}(H(y, s, c, w)) = \text{H} \\
\text{PredToDafny}(BA2(s, c, w, y, w')) = \text{BA2} \\
\text{ToDafny}(\text{invariant } J(s, c, v, w)) = \text{J} \\
\text{PredToDafny}(W2(v', s, c, w, y, w')) = \text{W2} \\
\text{ToDafny}(\text{invariant } J(s, c, v', w')) = \text{J}'
\end{array}
\quad \text{(Inv)}$$

$$\begin{array}{l}
\text{INV_Concrete}(\text{machine } M \text{ sees } Ctx \\
\text{variables } v \\
\text{invariant } I(s, c, v) \\
\text{event } evt0 \\
\ldots \\
\text{end} \\
\text{end} , \\
= \\
\text{ghost method } evt_inv_INV() \\
\text{assume AT \&\& I \&\& J \&\& H \&\& W2 \&\& BA2;} \\
\text{assert J' ;}
\end{array}$$

Rule Inv also takes into account the invariant preservation proof obligation for just an abstract machine. Rule Inv showed below, generates a Dafny method that assumes the translation of the abstract invariant, the translation of the non-nullness axiom and theorems, the translation of the before-after predicate and guards of the abstract event. The method finally asserts the result of the translation of the modified invariant.

$$\begin{array}{c}
\text{Ctx}(Ctx) = \text{AT} \\
\text{ToDafny}(\text{invariant } I(s, c, v)) = \text{I} \quad \text{PredToDafny}(G(s, c, v, x)) = \text{G} \\
\text{PredToDafny}(BA(s, c, v, x, v')) = \text{BA} \quad \text{ToDafny}(\text{invariant } I(s, c, v')) = \text{I}' \\
\hline
\text{INV_Abstract}(\text{machine } M \text{ sees } Ctx \\
\text{variables } v \\
\text{invariant } I(s, c, v) \\
\text{event } evt \\
\text{any } x \text{ where} \\
\quad G(s, c, v, x) \\
\text{then} \\
\quad v :| BA(s, c, v, x, v') \\
\text{end} \\
\text{end }) \\
= \\
\text{ghost method } evt_inv_INV() \\
\text{assume AT \&\& I \&\& G \&\& BA;} \\
\text{assert I'};
\end{array}
\quad (\text{Inv})$$

The Feasibility Proof Obligation: rule Feas generates a Dafny method that assumes the translation of the invariants, the translation of the non-nullness axioms and theorems, and the translation of the guard of the event. The method finally asserts the result of the translation of the existence of the witness value ensuring the before-after predicate of the event.

$$\begin{array}{c}
\text{Ctx}(Ctx) = \text{AT} \quad \text{ToDafny}(\text{invariants } I(s, c, v)) = \text{I} \\
\text{PredToDafny}(G(s, c, v, x)) = \text{G} \quad \text{PredToDafny}(BA(s, c, v, x, v')) = \text{BA} \\
\hline
\text{FIS}(\text{machine } M \text{ sees } Ctx \\
\text{variables } v \\
\text{invariant } I(s, c, v) \\
\text{event } evt \\
\text{any } x \text{ where} \\
\quad G(s, c, v, x) \\
\text{then} \\
\quad v :| BA(s, c, v, x, v') \\
\text{end} \\
\text{end }) = \\
\text{ghost method } evt_act_FIS() \\
\text{assume AT \&\& I \&\& G;} \\
\text{assert (exists } v' :: \text{BA)};
\end{array}
\quad (\text{Feas})$$

The Guard Strengthening Proof Obligation: rule Grd generates a method in Dafny that assumes the translation of the abstract and concrete invariants, the translation of the non-nullness axioms and theorems, the translation of the guard of the refined event, and the translation of the predicate

related to the witness. The method finally asserts the result the abstract event's guard translation.

$$\frac{\begin{array}{l} \text{ToDafny}(\text{invariants } I(s, c, v)) = \mathbb{I} \quad \text{Ctx}(Ctx) = \text{AT} \\ \text{ToDafny}(\text{invariant } J(s, c, v, w)) = \mathbb{J} \quad \text{PredToDafny}(H(y, s, c, w)) = \mathbb{H} \\ \text{PredToDafny}(W(x, s, c, w, y)) = \mathbb{W} \quad \text{PredToDafny}(g(s, c, v, x)) = \mathbb{G} \end{array}}{\text{GRD}(\begin{array}{ll} \text{machine } M \text{ sees } Ctx & \text{machine } N \text{ refines } M \\ \text{variables } v & \text{variables } w \\ \text{invariant } I(s, c, v) & \text{invariant } J(s, c, v, w) \\ \text{event } evt0 & \text{event } evt \text{ refines } evt0 \\ \text{any } x \text{ where} & \text{any } y \text{ where} \\ \quad \text{grd } g(s, c, v, x) & H(y, s, c, w) \\ \text{then} & \text{with } x :| W(x, s, c, w, y) \\ \quad \dots & \text{then } \dots \\ \text{end} & \text{end} \\ \text{end ,} & \text{end } \end{array})} \text{ (Grd)}$$

$$=$$

```
ghost method evt_grd_GRD()
  assume AT && I && J && H && W;
  assert G;
```

The Guard Merging Proof Obligation: rule MRG generates a method in Dafny that assumes the translation of the abstract invariant, the translation of the non-nullness axioms and theorems, and the translation of the guard of the concrete event. The method finally asserts the result of the disjunction of the abstract events being merged guards translation.

$$\frac{
 \begin{array}{l}
 \text{Ctx}(Ctx) = \text{AT} \\
 \text{ToDafny}(\text{invariants } I(s, c, v)) = \text{I} \quad \text{PredToDafny}(H(s, c, v, x)) = \text{H} \\
 \text{PredToDafny}(G1(s, c, v, x)) = \text{G1} \quad \text{PredToDafny}(G2(s, c, v, x)) = \text{G2}
 \end{array}
 }{
 \begin{array}{l}
 \text{MRG}(\\
 \quad \text{machine } M \text{ sees } Ctx \\
 \quad \text{variables } v \\
 \quad \text{invariant } I(s, c, v) \\
 \quad \text{event } evt01 \\
 \quad \quad \text{any } x \text{ where} \\
 \quad \quad \quad G1(s, c, v, x) \\
 \quad \quad \text{then} \\
 \quad \quad \quad S \\
 \quad \quad \text{end} \\
 \quad \text{event } evt02 \\
 \quad \quad \text{any } x \text{ where} \\
 \quad \quad \quad G2(s, c, v, x) \\
 \quad \quad \text{then} \\
 \quad \quad \quad S \\
 \quad \quad \text{end} \\
 \quad \text{end ,} \\
 = \\
 \text{ghost method } evt_MRG() \\
 \quad \text{assume } \text{AT} \ \&\& \text{I} \ \&\& \text{H;} \\
 \quad \text{assert } \text{G1} \ \vee \ \text{G2;}
 \end{array}
 } \quad (\text{MRG})$$

The Simulation Proof Obligation: rule *Sim* generates a Dafny method that assumes the translation of the abstract and concrete invariants, the translation of the non-nullness axioms and theorems, the translation of the guard of the concrete event, the translation of the predicate related to the witness, and the translation of the before-after predicate of the concrete event. The method finally asserts the result of the abstract event's before-after predicate translation.

```

ToDafny(invariants  $I(s, c, v)$ ) =  $\mathbb{I}$ 
Ctx( $Ctx$ ) =  $\mathbb{AT}$ 
ToDafny(invariants  $J(s, c, v, w)$ ) =  $\mathbb{J}$ 
PredToDafny( $H(y, s, c, w)$ ) =  $\mathbb{H}$ 
PredToDafny( $W1(x, s, c, w, y, w')$ ) =  $\mathbb{W1}$ 
PredToDafny( $BA2(s, c, w, y, w')$ ) =  $\mathbb{BA2}$ 
PredToDafny( $W2(v', s, c, w, y, w')$ ) =  $\mathbb{W2}$ 
PredToDafny( $BA1(s, c, v, x, v')$ ) =  $\mathbb{BA1}$ 

```

```

SIM(
    machine  $M$ 
    sees  $Ctx$ 
    variables  $v$ 
    invariant  $I(s, c, v)$ 
    event  $evt0$ 
    any  $x$ 
    where
    ...
    then
         $v :| BA1(s, c, v, x, v')$ 
    end
end ,

    machine  $N$ 
    refines  $M$ 
    variables  $w$ 
    invariant  $J(s, c, v, w)$ 
    event  $evt$ 
    refines  $evt0$ 
    any  $y$ 
    where
         $H(y, s, c, w)$ 
    with
         $x :| W1(x, s, c, w, y, w')$ 
         $v' :| W2(v', s, c, w, y, w')$ 
    then
         $w :| BA2(s, c, w, y, w')$ 
    end
end )

=
ghost method  $evt\_act\_SIM()$ 
assume  $\mathbb{AT} \ \&\& \ \mathbb{I} \ \&\& \ \mathbb{J} \ \&\& \ \mathbb{H} \ \&\& \ \mathbb{W1} \ \&\& \ \mathbb{W2} \ \&\& \ \mathbb{BA2}$ ;
assert  $\mathbb{BA1}$ ;

```

The Numeric Variant Proof Obligation: rule *Nat* generates a Dafny method that assumes the translation of the machine invariant, the translation of the non-nullness axioms and theorems, and the translation of the guard of the event. The method finally asserts the result of the translation when the evaluation of the variant is a natural number. In rule *Nat*, *Nat* is defined as set in Dafny that contains natural numbers.

$$\frac{\begin{array}{l} \text{ToDafny}(\text{invariants } I(s, c, v)) = I \quad \text{Ctx}(Ctx) = \text{AT} \\ \text{PredToDafny}(G(s, c, v, x)) = G \quad \text{PredToDafny}(n(s, c, v)) = n \end{array}}{\text{NAT}(\begin{array}{l} \text{machine } M \text{ sees } Ctx \\ \text{refines } \dots \\ \text{variables } v \\ \text{invariant } I(s, c, v) \\ \text{variant } n(s, c, v) \\ \text{event } evt \\ \quad \text{status convergent //or anticipated} \\ \quad \text{any } x \text{ where} \\ \quad \quad G(s, c, v, x) \\ \quad \text{then} \\ \quad \quad \dots \\ \quad \text{end} \\ \text{end }) = \\ \text{ghost method } evt_NAT() \\ \quad \text{assume } \text{AT} \ \&\& \ I \ \&\& \ G; \\ \quad \text{assert } \text{Nat.has}(n); \end{array})} \text{ (Nat)}$$

The Variant (VAR): There exist two different proof obligations related to the variant. It regards on the status of the event (i.e. **convergent** or **anticipated**). The following is the rule translation for variant proof for a **convergent** event, the method asserts the result of the translation when the evaluation of the variant with the new values of variables is lower than the previous evaluation

$$\frac{\begin{array}{l} \text{ToDafny}(\text{invariants } I(s, c, v)) = I \quad \text{PredToDafny}(G(s, c, v, x)) = G \\ \text{Ctx}(Ctx) = C \quad \text{PredToDafny}(BA(s, c, v, x, v')) = BA \\ \text{PredToDafny}(n(s, c, v)) = n \quad \text{PredToDafny}(n(s, c, v')) = n' \end{array}}{\text{VAR_Conv}(\begin{array}{l} \text{machine } M \text{ sees } Ctx \\ \text{variables } v \\ \text{invariant } I(s, c, v) \\ \text{variant } n(s, c, v) \\ \text{event } evt \\ \text{status convergent} \\ \quad \text{any } x \text{ where} \\ \quad \quad G(s, c, v, x) \\ \quad \text{then} \\ \quad \quad v :| \ BA(s, c, v, x, v') \\ \quad \text{end} \\ \text{end }) = \\ \text{ghost method } evt_VAR() \\ \quad \text{assume } \text{AT} \ \&\& \ I \ \&\& \ G \ \&\& \ BA; \\ \quad \text{assert } n' < n; \end{array})} \text{ (Conv)}$$

If the Event-B variant is defined as a set, the method asserts the result of the translation when the evaluation of the variant with the new values of variables

is a proper subset of the previous evaluation ($n' \subset n$).

For an anticipated status in an event, the method asserts the result of the translation when the evaluation of the variant with the new values of variables is lower than equal the previous evaluation

$$\frac{\begin{array}{l} \text{ToDafny}(\text{invariants } I(s, c, v)) = I \quad \text{Ctx}(Ctx) = C \\ \text{PredToDafny}(G(s, c, v, x)) = G \quad \text{PredToDafny}(BA(s, c, v, x, v')) = BA \\ \text{PredToDafny}(n(s, c, v)) = n \quad \text{PredToDafny}(n(s, c, v')) = n' \end{array}}{\text{VAR_Ant}(\text{machine } M \text{ sees } Ctx, \text{variables } v, \text{invariant } I(s, c, v), \text{variant } n(s, c, v), \text{event } evt, \text{status anticipated, any } x \text{ where } G(s, c, v, x), \text{then } v :| BA(s, c, v, x, v'), \text{end}), \text{end}) = \text{ghost method } evt_VAR(), \text{assume } AT \ \&\& \ I \ \&\& \ G \ \&\& \ BA; \text{assert } n' \leq n; } \quad (\text{Ant})$$

If the Event-B variant is defined as a set, the method asserts the result of the translation when the evaluation of the variant with the new values of variables is a subset of the previous evaluation ($n' \subseteq n$).

The non-deterministic witness (WFIS): The translated method assumes the invariants of the abstract and concrete machines, the non-nullness axioms and theorems, the guard of the refined event, and the before-after predicate of the refined event. The method finally asserts the result of the translation of the existence of a value x that ensures the witness' predicate

$\frac{\begin{array}{l} \text{ToDafny}(\text{invariants } I(s, c, v)) = \mathbb{I} \\ \text{ToDafny}(\text{invariants } J(s, c, v, w)) = \mathbb{J} \\ \text{PredToDafny}(BA2(s, c, w, y, w')) = BA2 \end{array}}{\text{WFIS(}}$	$\frac{\begin{array}{l} \text{Ctx}(Ctx) = \mathbb{AT} \\ \text{PredToDafny}(H(y, s, c, w)) = \mathbb{H} \\ \text{PredToDafny}(W(x, s, c, w, y, w')) = \mathbb{W} \end{array}}{\text{(With)}}$
$\begin{array}{l} \text{machine } M \text{ sees } Ctx \\ \text{variables } v \\ \text{invariant } I(s, c, v) \\ \text{event } evt0 \\ \dots \\ \text{end} \\ \text{end ,} \end{array}$	$\begin{array}{l} \text{machine } N \text{ refines } M \\ \text{variables } w \\ \text{invariant } J(s, c, v, w) \\ \text{event } evt \text{ refines } evt0 \\ \text{any } y \text{ where} \\ \quad H(y, s, c, w) \\ \text{with} \\ \quad x : W(x, s, c, w, y, w') \\ \text{then} \\ \quad w : BA2(s, c, w, y, w') \\ \text{end} \\ \text{end)} \end{array}$
$=$	
$\begin{array}{l} \text{ghost method } evt_witness_WFIS() \\ \text{assume } \mathbb{AT} \ \&\& \ \mathbb{I} \ \&\& \ \mathbb{J} \ \&\& \ \mathbb{H} \ \&\& \ BA2; \\ \text{assert } (\text{exists } x :: \mathbb{W}); \end{array}$	

6.3 The *EventB2Dafny* Tool

The *EventB2Dafny* tool is integrated to Rodin as an Eclipse plug-in. Full source code for *EventB2Dafny* is available in [31]. The *EventB2Dafny* tool parses Rodin proof obligations into a Dafny program. The proof obligation can include information about a machine context, e.g. sets and axioms, or machine variables and invariants, that might be conjoined with machine variables and invariants from a refinement machine.

Figure 6.6 shows a partial output of applying *EventB2Dafny* to the Event-B model depicted in Figure 6.5. The input is the invariant preservation proof obligation generated by Rodin for the Event-B model showed in Figure 6.1 (page 92) regarding *search* event with respect to invariant **inv1** : $i \in 1 \dots n$.

$$\begin{array}{l} n \in \mathbb{N1} \\ f \in 1 \dots n \rightarrow \mathbb{D} \\ v \in \text{ran}(f) \\ i \in 1 \dots n \\ k \in 1 \dots n \\ f(k) = v \\ \vdash \\ k \in 1 \dots n \end{array}$$

Figure 6.5: Proof Obligation generated by Rodin.

```

var D : Set<Integer>;
function f() : Relation<Integer, Integer>;
function n() : Integer;
function v() : Integer;
var i : Integer;

function ax1() : bool
  ensures Nat.has(n());

function ax2() : bool
  ensures f().isTotalFunction() &&
    f().domain == Int.Init().upto(Integer.Init(1), n()).instance &&
    f().range == D.instance;

function ax3() : bool
  ensures f().range.has(v());

function thm1() : bool
  ensures Nat1.has(n());

function nonNullnessCond() : bool
  ensures i != null && D != null && f != null && n != null && v != null;

function inv1() : bool
  requires nonNullnessCond();
  ensures Int.Init().upto(Integer.Init(1), n()).has(i);

ghost method search_inv1_INV() {
  assume nonNullnessCond();
  assume inv1();
  assume ax1();
  assume ax2();
  assume ax3();
  assume thm1();
  assume f().funcImage(k).equals(v());
  assert Int.Init().upto(Integer.Init(1), n()).has(k);
}

```

Figure 6.6: Partial *EventB2Dafny* output.

The user has to prove that the invariant **inv1** holds after the action **act1** ($i := k$ in event *search*) given the axioms, theorems, invariants, and event *search*'s guards.

EventB2Dafny defines the carrier set D as a set of integers. Constants are defined as 0-ary integer functions. Axioms are translated as 0-ary boolean functions where the axiom is taken as a post-condition. For instance, axiom **ax2** (defined in Event-B as $f \in 1..n \rightarrow D$) is translated as function **ax2** that ensures that the variable f is a total function where its domain is equal to the set of number from 1 to n (denoted by **upto**). And its range is equal to D (type `Int` is the representation of integers). The translation also defines the non-nullness condition that stands that all variables and constants cannot be null values. The invariant **inv1** is translated as a boolean function that requires the non-nullness condition and ensures the translation of the invariant. Finally, a **ghost** method is defined (**search_inv1_INV**) that assumes the non-nullness condition, the invariants, and the guard of the event. It asserts on the evaluation of the invariant after the execution of the event (where variables have new values) (i.e.

$k \in 1 \dots n$).

6.4 Conclusion

In this chapter we presented a series of translation rules to generate Dafny code from Event-B proof obligations. We also introduced the implementation of the rules as the *EventB2Dafny* tool that is a Rodin's plug-in. We have validated *EventB2Dafny* by applying it to an Event-B model.

Users of Event-B could benefit from *EventB2Dafny* since the tool might help them in the process of discharging proof obligations. Proof obligations for complex systems are complex and difficult to discharge. *EventB2Dafny* gives additional alternatives in the process of discharging a proof obligation by porting it to Dafny. Once in Dafny, a software developer expert in this language can use the automatic provers (e.g. Z3, Simplify or Zap) that come with it to prove the proof obligations. The software developer might give insights about any problem in the Event-B model if the proof fails. This is possible since Boogie comes with a debugger, the Boogie Verification Debugger, that helps Dafny users to understand the output of the program verifier. *EventB2Dafny* also extends the set provers that comes with Rodin. For instance, Dafny works with Simplify or Zap that are not available for Rodin.

Discharging proof obligations in Dafny is semi-automatic and relies on Dafny's provers performance. We plan to integrate *EventB2Dafny* to Dafny so that discharging proof obligations would include the following steps

i) to choose a proof obligation in Event-B, *ii*) to use *EventB2Dafny* to translate it to Dafny, *iii*) to receive feed-back directly from Dafny in Rodin (*EventB2Dafny* will automatically run Microsoft Visual Studio to discharge the proof, and feed Rodin with the feed-back that Dafny provides). We also plan to characterise which kind of proof obligations Dafny is good for and which kind of proof obligations Dafny's provers outperforms Rodin's. Finally, we plan to prove the soundness of the rules presented in this chapter, so user can be confident that the proof obligation generated by Rodin is indeed the same proof obligation represented in Dafny.

Chapter 7

Case Studies

This chapter. Throughout this thesis we have defined a series of tools to work with different formal methods. The work has ended in the translation of Event-B models to JML-annotated Java code. We have also proposed two different techniques on software development where *EventB2Java* can be used. This chapter shows two case studies on the use of *EventB2Java* as part of two different software developments. The chapter also includes a benchmark that compares *EventB2Java* with two existing tools for generating Java code from Event-B models.

The first case study (see Section 7.1) describes the development of a Social-Event Planner using *EventB2Java* and the Model-View-Controller design pattern. The Social-Event Planner is an Android [64] application that can be used for planning a social event. Basically, a user can create a social event and send invitations to his own list of people. The second case study (see Section 7.2) presents the use of *EventB2Java* in testing the generated Java code by *EventB2Java* for a security-critical access control system modelled in Event-B.

Contributions. The main contributions of this chapter are *i)* to show how the *EventB2Java* tool can be incorporated in two different software developments. It shows how people from different domains can work together in the development of software. *ii)* To compare our tool with existing tools for generating Java code from Event-B models.

Related work. A preliminary version of an Event-B model of the Tokeneer ID Station (TIS) is presented in [89]. This is a reduced model of the TIS. It consists of a single abstract machine, and no machine refinement was defined and a few proof obligations remained undischarged. For this reason, we decided to write our own Event-B model of Tokeneer afresh.

In [22], an automatic approach to provide correct testing inputs for parameters associated to axioms is described. We can use this work to extend *EventB2Java* to automatically assign values for constants in Event-B contexts.

We can also use the work presented in [16] that constructs test data sets from formal specifications to construct test data sets from Event-B.

In [33], a strategy called JFly is proposed to evolve informal (written in natural language) software requirements into formal requirements written in JML. This work can be reused to structure the writing of JUnit tests from a STS document.

7.1 The Social-Event Planner

This section describes the development of a Social-Event Planner following a Model-View-Controller (MVC) design pattern. Sections 7.1.1, 7.1.2, and 7.1.3 describe the implementation of the Model of the system by modelling it in Event-B to then transition to Java code using the *EventB2Java* tool. Section 7.1.4 describes the implementation of the View and Controller of the system.

7.1.1 Requirement Document for the Social-Event Planner

The Social-Event Planner was modelled as a piece of software that runs over the existing Social Network in [38] (the Social Networking model is briefly explained Section 4.3.1). For modelling the Social-Event Planner, We followed the “parachute” software development strategy of Event-B proposed by J.-R Abrial in [2]. We classify the requirements within two categories:

- Those concerned with the functionalities of the application labeled *FUN*.
- Those concerned with the decision making labeled *DEC* (e.g. when a user has to make a decision on either going to a social-event or declining).

The main functionality of the Social-Event Planner application is to allow a user to create a social-event and invite other users to it. A social-event shall consist of the content visible to any invited user. The user creating the social-event might enforce a specific privacy policy over the social-event. Such a privacy policy shall consist of a set of restricted users from which the creator of the social-event wants to keep the social event hidden. The creator of the social-event can allow other invited users to further invite additional users to the social-event. These additional users must not belong to the aforementioned set of restricted users. To illustrate this, a user (*UserA*) within the social network creates an event ‘Picnic in the Park’. He invites the lists of users ‘Close Friends’ and ‘Trekking Friends’. He decides he doesn’t want any user belonging to the list ‘Professors’ to be invited. An invite message will be sent from *UserA* to every member of ‘Close Friends’ and ‘Trekking Friends’ that do not belong to list ‘Professors’. He grants the users in list ‘Close Friends’ the ‘Invite’ privilege. A user (*UserB*) from the list ‘Close Friends’ decides to invite the users in the list ‘Institute’. The social-event will be shared with (an invite will be sent to) every user in the list ‘Institute’ that doesn’t belong to the list ‘Professors’. In the following, we present the requirements of the social-event planner.

The users of the Social Network can create or delete social-events.	FUN-1
The creator of a social-event can (un-)associate content with it.	FUN-2

The invited user to a social-event can either ‘Join’ the event if he is certain to go the social-event, ‘Decline’ the invitation if he is certain that he cannot go to the social-event, or reply with a ‘Maybe’ when he is not certain if he can make it.

A user (with privileges - explain later on) can invite a list of users to a social-event.	FUN-3
The ‘invited’ users can reply to the social-event.	FUN-4
A reply to an invitation shall be either 1) Join 2) Decline 3) Maybe or the user can choose not to reply.	DEC-1
A user invited to a social-event can swap their reply between Join, Decline or Maybe.	FUN-5
A user who has been invited to a social-event can view all the content associated with the social-event.	FUN-6

The users of the Social Network invited to a social-event can be granted permissions to View or Edit content associated with the social-event. Additionally specific users can be granted permission to invite additional users.

The users shall be able to view or edit a social-event or invite other users to the social-event based on permissions.	FUN-7
The following permissions can be awarded over a social-event to a user on the Social Network: 1) View 2) Edit 3) Invite.	DEC-2

The creator of the event, called the ‘owner’, might allow the invited users to further invite users by explicitly granting them the permission to do so.

The user that creates a social-event shall be designated the owner of the social-event.	FUN-8
The owner of any social-event shall be granted all privileges over it.	DEC-3
The owner of a social-event can grant ‘Invite’ permissions to any user that has been invited.	FUN-9
A user with an ‘Invite’ permission to a social-event shall be allowed to invite any users to the social-event.	FUN-10
The users that has been invited to a social-event can add content to the social-event in the form of comments.	FUN-11

Refinement Strategy. Below is listed the order in which the various proposed requirements were taken into account.

ref_socialevents. Once we have the social networking core we incorporate the possibility for a user to create social-events and associate content with it. In this direction we take care of requirements FUN-1, FUN-2.

ref_socialinvite. This refinement includes the functionality for the owner of a social-event to invite other users to the social-event. The owner can grant permissions to specific invited users allowing them to invite other users. An invited user can reply to an invitation with Join/Decline or Maybe or change and existing reply. This refinement satisfies requirements FUN-3, FUN-4, FUN-7, FUN-8, FUN-9, FUN-10, FUN-11, DEC-1 and DEC-2.

ref_socialpermissions. Then we add privileges in order for people to view and edit content associated with social-events. It takes into account requirements FUN-5 and FUN-6.

7.1.2 The Event-B Model of the Social-Event Planner

The Social-Event Planner works on top of the Event-B model for the Social Network presented in [39]. The Social Network specifies a social network as composed of people and content (e.g. photos, videos, comments). People within the social network can share their own content. For that, the model defines permissions over the content. The Social-Event Planner can be regarded as a plug-in of the Social Network. The Social-Event Planner is composed of three machines (*ref6_socialevents*, *ref7_socialinvite* and *ref8_socialpermissions*) that constitute refinements of the Social Networking model. The follow explains part of the machines. The full source (the Social Network and the Social-event Planner) is available at [94].

In the following, we explain the refinements of the Social-Event Planner :

ref6_socialevents: This machine represents the core of the Social-Event Planner. A user in the social network can create social-events and upload information to it. Figure 7.1 depicts part of the Event-B machine.

Machine *ref6_socialevents* sees context *ctx_event* depicted in the right of Figure 7.1. The context defines a carrier set **EVENTS** containing all possible social-events. The machine defines variable *events* representing the actual social-events created within the Social Network. Variable *scontents* is a set of contents present in the social-event (e.g. a picture or a comment within a specific social-event). Variable *eventcontents* is a relation that maps contents to social-events. This relation allows the system to know which content belongs to which social-event. The relation is defined as a total relation so that a social-event can contain several contents and a content must be in at least one social-events. The variable *eventowner* defined is defined a total function that maps social-events to person. It models each social-event has an unique owner. Variables *contents*, and *person* were defined in previous refined machine. They describe

the contents in the social network, and the set of actual people in the social network, respectively.

```

machine ref6_socialevents
  refines ref5_lists sees ctx_events
  variables sevents scontents
    eventcontents eventowner
  invariant
    invr6_1 sevents  $\subseteq$  EVENTS
    invr6_2 scontents  $\subseteq$  contents
    invr6_3 eventcontents  $\in$  scontents  $\leftrightarrow$  sevents
    invr6_4 eventowner  $\in$  sevents  $\rightarrow$  persons
  events
    create_social_event
    any pe se
    where
      grdr6_1 pe  $\in$  persons
      grdr6_2 se  $\in$  EVENTS \ sevents
    then
      actr6_1 sevents := sevents  $\cup$  {se}
      actr6_2 eventowner(se) := pe
    end
  end
  upload_principal_content_planner
    extends upload_principal
  any se where
    grdr6_1 se  $\in$  sevents
  then
    actr6_1 scontents := scontents  $\cup$  {c2}
    actr6_2 eventcontents :=
      eventcontents  $\cup$  {c2  $\mapsto$  se}
  end
end

```

```

context ctx_events
  extends ctx_lists
  sets EVENTS
end

```

Figure 7.1: Excerpt of the *ref6_socialevents* (and the context it *sees*) Event-B machine for the Social-Event Planer model.

The *create_social_event* event models the creation of a new social-event *se* (not presented already in the social-event Planner) by a user *pe* that belong to the Social Network. The execution of this event adds the new social-event *se* to the set of existing social-events and defines *pe* as the owner. Event *upload_principal_content_planner* allows users of the social-event to upload a principal content in the social-event (local variable *c2* correspond to the content and it is defined in the abstract event). Symbols \mapsto , \cup , \setminus , and \subseteq model a pair of elements, set union, set difference, and set subset in Event-B, respectively. The machine defines more events not shown in the figure.

ref7_socialinvite: This machine specifies the users invited to a social-event. Figure 7.2 depicts part of the Event-B refinement. The machine **refines** machine *ref6_socialevents* and **sees** the same context, it models the set of invited people to a social-event by using the variable *invited*, that is a relation that maps social-events to invited people. The variable is defined as a relation, so that, a user can be invited to several social-events and a social-event can contain several invited people. An invited user can reply to an invitation. The user can either ‘join’ the event, or reply as a ‘maybe’ or ‘decline’. This is represented by variables *join*, *maybe* and *decline* that are modelled as relations that map social-events to person. A user can be in just one of these states. This is ensured by invariants **invr7_5**, **invr7_6**, and **invr7_7**. Invariant **invr7_8** states that a user can reply to one of these states if the user is invited to the social-event. The owner of the social-event and a set of invited people to that social-event have the privilege to invite more people. This is modelled using the variable *populate*.

Invariant **invr7_10** states that the owner of a social-event has the right to invite any one to it. Finally, invariant **invr7_11** states that people with the right to invite other people are invited to the social-event.

The machine also defines the event *sent_invite* allows the invited people to the social-event *se* who are in the *populate* variable (**grdr7_3** $se \mapsto pe \in populate$) to invite more people from a list *l1*. Variable *listpe* is defined in previous refined machines. It is defined as a relation that maps a list identifier to a set of people. Event *grant_populate* grants permission to an invited user to invite more people. Just the owner of the social-event can grant such permission. Events *reply_with_join*, *reply_with_maybe*, and *reply_with_decline* model the possibility to reply a social-event with ‘join’, ‘maybe’ or ‘decline’, respectively (these events are not shown in Figure 7.2). Symbols \times , and \emptyset model a cartesian product, and empty set in Event-B, respectively.

ref8_socialpermission: Finally, machine *ref8_socialpermission* specifies the permission over the content involved in a specific social-event. An invited user can have permission to view or edit a specific content. The machine models these permissions by using the variables *socialview*, that is defined as a relation that maps social content within the social-event to person that has privilege to view that content. And the variable *socialedit* that is defined as a relation that maps social content to person that has privilege to edit that content. Figure 7.3 depicts part of the Event-B machine.

The invariant **invr8_3** specifies that any invited person to a social-event has privilege to view the content on it. Invariant **invr8_4** states that the owner of the social-event has privilege to edit the content on it. Finally, invariant **invr8_5** models those that have privileges to edit a content, also have privileges to view it.

This machine does not define any new event, but it extends the previous ones. For instance, when a user *pe* creates a social-event, that user has permission to view and edit the content involved in that social-event. Symbols \triangleright , and $;$ model

```

machine ref7_socialinvite refines ref6_socialevents sees ctx_events
variables invited populate join maybe decline
invariant
  invr7_1 invited ∈ sevents ↔ persons    invr7_2 join ∈ sevents ↔ persons
  invr7_3 maybe ∈ sevents ↔ persons      invr7_4 decline ∈ sevents ↔ persons
  invr7_5 join ∩ maybe = ∅                invr7_6 join ∩ decline = ∅
  invr7_7 maybe ∩ decline = ∅             invr7_8 join ∪ maybe ∪ decline ⊆ invited
  invr7_9 populate ∈ sevents ↔ persons    invr7_10 eventowner ⊆ populate
  invr7_11 populate ⊆ invited              invr6_3 eventcontents ∈ scontents ↔ sevents
events
create_social_event extends create_social_event any pe se where
  grdr6_1 pe ∈ persons grdr6_2 se ∈ EVENTS \ sevents
then
  actr6_1 sevents := sevents ∪ {se} actr6_2 eventowner(se) := pe
end
sent_invitation
any pe se l1 where
  grdr7_1 l1 ∈ dom(listpe) grdr7_2 se ∈ sevents
  grdr7_3 se ↦ pe ∈ populate
then
  actr7_1 invited := invited ∪ ({se} × listpe[{l1}])
end
grant_populate any ow pe se where
  grdr7_1 ow ∈ persons    grdr7_2 se ∈ sevents
  grdr7_3 ow = eventowner(se) grdr7_4 pe ∈ persons
  grdr7_5 se ↦ pe ∈ invited grdr7_6 ow ≠ pe
then
  actr7_1 populate := populate ∪ {se ↦ pe}
end
end

```

Figure 7.2: Excerpt of the *ref7_socialinvite* Event-B machine for the Social-Event Planer model.

a range restriction, and forward composition in Event-B, respectively.

We model the Social-Event Planner in Rodin. All proof obligations generated by Rodin were discharged.

7.1.3 Generating JML-annotated Java code for the Social-Event Planner Event-B model

We used *EventB2Java* to generate JML-annotated Java code for the last refinement of the Social-Event Planner. The *EventB2Java* tool generates one Java class (see an excerpt of the Java class in Figure 7.4) containing the translation of the carrier sets, constants and variables (with their respective initialisations), and the Event-B invariant.


```

machine ref8_socialpermissions refines ref7_socialinvite sees ctx_events
variables
  socialviewp socialeditp
invariant
  invr8_1 socialviewp ∈ scontents ↔ persons
  invr8_2 socialeditp ∈ scontents ↔ persons
  invr8_3 eventcontents; invited ⊆ socialviewp
  invr8_4 eventcontents; eventowner ⊆ socialeditp
  invr8_5 socialeditp ⊆ socialviewp
events
  create_social_event extends create_social_event
  then
    actr8_1 socialviewp := socialviewp ∪ (eventcontents-1[{se}] × {pe})
    actr8_2 socialeditp := socialeditp ∪ (eventcontents-1[{se}] × {pe})
  end
end

```

Figure 7.3: Excerpt of the *ref8_socialpermission* Event-B machine for the Social-Event Planner model.

The tool also generates a Java Thread implementation for each machine event. Figure 7.5 shows the translation of one event: *create_social_event*, where *m* is a reference to the machine class implementation (used to access machine variables via getter and setter methods). Methods *guard_create_social_event* and *run_create_social_event* implement the behaviour of the *create_social_event* event in Java. The first method checks the event guard, and the second may execute when that guard holds. Whether *run_create_social_event* executes when *guard_create_social_event* holds is determined by the *run()* method of *create_social_event* in coordination with the respective *run()* methods of all existing events.

Variables *contents_tmp*, *pages_tmp*, ... hold temporary values of variables *contents*, *pages*, ..., respectively. *EventB2Java* uses these temporary values to implement simultaneous assignment in Java.

The JML-annotated Java code generated by *EventB2Java* from the last refinement of the Social-Event Planner Event-B model represents the Model (M) of a MVC design pattern development. We extended this core functionality to implement a usable version of the Social-Event Planner as an Android application.

7.1.4 The View and Controller Parts of the Social-Event Planner

The View and Controller part of the system were developed in Java using the Android API. The View part allows users to interact with the Social-Event

```

public class ref8_socialpermissions{
    public Lock lock = new ReentrantLock(true);
    //@ public static constraint PERSON.equals(\old(PERSON));
    public static final BSet<Integer> PERSON = new Enumerated(min_integer,
        max_integer);

    //@ public static constraint EVENTS.equals(\old(EVENTS));
    public static final BSet<Integer> EVENTS = new Enumerated(min_integer,
        max_integer);
    ...

    /*@ spec_public */ private BSet<Integer> persons;
    /*@ spec_public */ private BSet<Integer> sevents;
    /*@ spec_public */ private BRelation<Integer,Integer> eventowner;
    ...

    /*****Invariant definition*****/
    /*@ public invariant
        persons.isSubset(PERSON) &&
        sevents.isSubset(EVENTS) &&
        eventowner.domain().equals(sevents) &&
        eventowner.range().isSubset(persons) && eventowner.isaFunction() && BRelation.
            cross(sevents,persons).has(eventowner) &&
        ... */

    // ... getter and mutator method definition

    /*@ public normal_behavior
        requires true;
        assignable \everything;
        ensures
            persons.isEmpty() &&
            sevents.isEmpty() &&
            eventowner.isEmpty() &&
            ... */
    public ref8_socialpermissions(){
        persons = new BSet<Integer>();
        sevents = new BSet<Integer>();
        eventowner = new BRelation<Integer,Integer>();
        ...

        // Thread initialisation
    }
}

```

Figure 7.4: Excerpt of the translation of machine *ref8_socialpermissions* to Java.

```

public class create_social_event extends Thread{
  /*@ spec_public */ private ref8_socialpermissions machine;

  /*@ public normal_behavior
    requires true; assignable \everything;
    ensures this.machine == m; */
  public create_social_event(ref8_socialpermissions m) {
    this.machine = m;
  }

  /*@ public normal_behavior
    requires true; assignable \nothing;
    ensures \result <==> (machine.get_persons().has(pe)
      && !machine.get_sevents().has(se)); */
  public /*@ pure */ boolean guard_create_social_event(Integer pe, Integer se) {
    return (machine.get_persons().has(pe)
      && !machine.get_sevents().has(se));
  }

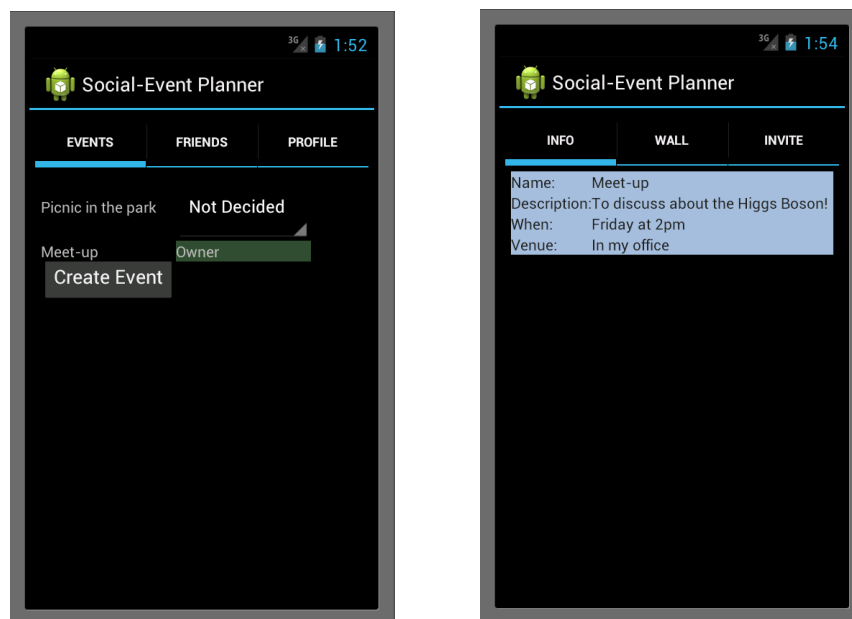
  /*@ public normal_behavior
    requires guard_create_social_event(pe,se);
    assignable m.sevents, m.eventowner, ...;
    ensures m.get_sevents().equals(\old((m.get_sevents()
      .union(new BSet<Integer>(se)))))
      && m.get_eventowner().equals(\old((m.get_eventowner()
      .override(new BRelation<Integer,Integer>(
        new Pair<Integer,Integer>(se,pe))))) && ...;
    also
    requires !guard_create_social_event(pe,se);
    assignable \nothing;
    ensures true; */
  public void run_create_social_event(Integer pe, Integer se) {
    if(guard_create_social_event(pe,se)) {
      BSet<Integer> sevents_tmp = m.get_sevents();
      BRelation<Integer,Integer> eventowner_tmp = m.get_eventowner();
      ...
      m.set_sevents((sevents_tmp.union(new BSet<Integer>(se))));
      m.set_eventowner((eventowner_tmp.override(
        new BRelation<Integer,Integer>(new Pair<Integer,Integer>(se,pe))));
      ...
    }
  }

  public void run() { ... }
}

```

Figure 7.5: Excerpt of the translation of event *create_social_event* to Java.

Planner. The *Controller* part makes a bridge between the View part and the Model. Figure 7.6 depicts two of the main screen shots of the user interface for the Social-Event Planner.



(a) Screen 1: Part of the user interface for the Social-Event Planner. (b) Screen 2: Part of the user interface for the Social-Event Planner.

Figure 7.6: Screenshots Social-Event Planner

The user interface is composed of three main screens:

1) where the events (created by the user or invited for someone else) are displayed. The user has the option to reply to a social-event, to create another social-event, or to see the information of a specific social-event (see Figure 7.6a). The information of a specific social-event (see Figure 7.6b) is the name of the event, the description (e.g. date, venue), the list of the invited people (if the user is the owner of the event, there is an option to invite more people) and finally there is a ‘wall’ where the invited people can comment or share content. The user can also reply to an invited event. 2) The second screen allows users to see their friends, as well as add/delete more friends. 3) Finally, the user has the possibility to see/change its personal information.

All the sources and the code generated and implemented for the Social-Event Planner are available at http://poporo.uma.pt/EventB2Java/EventB2Java_studies.html. Additionally, Table 7.4 in Section 7.3 (page 142) presents relevant statistics for the Social-Event Planner.

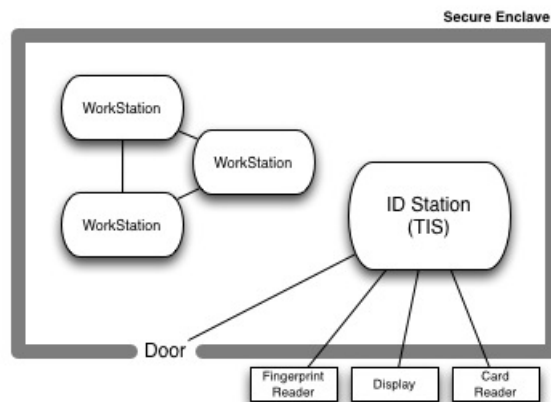


Figure 7.7: The Tokeneer System.

7.2 Tokeneer

The Tokeneer system was developed by Praxis High Integrity. Praxis modelled Tokeneer in Z [6, 108] and implemented it in Spark Ada [11]. The Tokeneer system consists of a secure enclave and a set of system components as shown in Figure 7.7. The Tokeneer ID Station (TIS) is responsible for reading a fingerprint and, based on a number of protocols and checks, ensuring that any person trying to access the enclave is indeed permitted to enter the enclave, and giving the corresponding grants as a user or administrator. The TIS communicates with a number of external components to perform its analysis. The physical devices that are interfaced to the TIS are a fingerprint reader, a smart-card reader, a floppy drive, and a door and a visual display. Individuals enter the secured enclave via the door by providing the credentials either to the fingerprint reader or the card reader. The visual display shows messages that help to track the progress of the user entry process into the secured enclave. An Audit Log logs all events and actions performed or monitored by the TIS. The Token is the card that is inserted by the user to enter the enclave. There are different types of certificates that are used for verification of each Token, and certificates are a crucial part of the Tokeneer system.

The TIS is about 10K lines of code. Praxis wrote the software specifications of the TIS in Z following a System Requirements Specification (SRS) document written by them, and manually translated the Z specification to Spark Ada. The documents described below were written and used by Praxis for developing the TIS and can be found at [48].

- The System Requirements Specification (SRS) includes the TIS software requirements.
- The Formal Specification of the TIS includes the TIS software require-

ments written in Z.

- The specifications in the above document were later refined and extended in a document called the Formal Design in which operations in Z are extended and more system invariants are considered.
- The System Test Specification (STS) presents the test cases for the TIS.

The following sections describe in more detail the components, and the operations of the TIS. Very detailed information can be found in [48].

7.2.1 TIS Components

TIS is mainly composed of four main physical components used to communicate the ID Station with the exterior as depicted in Figure 7.7. The TIS contains:

The Door: allows user to enter to the enclave. The door has two possible states, it can be open or closed. It has a latch that can be locked or unlocked, and an alarm.

The Fingerprint Reader: collects information about the fingerprint of the users. It is used to compare if the fingerprint of the user trying to the enclave matches the fingerprint already stored in the system.

The Display: shows short messages to the user on a small display during the attempt to enter to the enclave. For instance a message could be **AUTHENTICATING USER, ENTER TOKEN**.

Card Reader: reads the card (token, explained later in this section) that belongs to the user attempting to enter the enclave. The card provides useful information about the user to the system, the system processes this information, and allows (or not) the entering of the user.

7.2.2 TIS Operations

TIS contains a series of operations (dis-) allowing the user of the TIS to perform certain activities. The following presents some concepts necessary to understand the operations:

Certificates: Certificates are used for a user validation during enrolment to the TIS (as explained later in this section). It always contains a unique identifier, and a validity period during which time the certificate is valid. Certificates also have an asymmetric key for verification, that could be optional.

There are different types of certificates in the system. Their hierarchy is shown in Figure 7.8. A Certificate can be an ID Certificate or an Attribute Certificate.

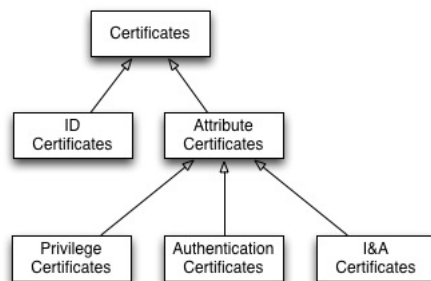


Figure 7.8: Hierarchy of certificate types.

ID Certificate (IDCert) contains a reference to a certificate of the system, the name of the user being identified, and the asymmetric key of the user.

Attribute Certificate (AttCert) contains a reference to a certificate of the system, and a reference of the ID Token related to the certificate. It also contains a reference to an IDCert. An AttCert can be private Certificate (privCert), an Identification and Authentication Certificate (IandACert), or Authorisation Certificate (authCert).

Private Certificate (privCert) contains additional attributes: a role, it can be a user only, a guard a securityOfficer, or an auditManager (role determines privilege over the TIS); and a clearance that determines the ordered classifications on documents, areas, and people. It can be: unmarked, unclassified, restricted, confidential, secret, or top secret.

Identification and Authentication Certificate (iandACert) contains a fingerprint template that contains information reading from a fingerprint, this information is used to compare if the fingerprint of the user being identified matches the information in the system.

Authorisation Certificate (authCert) contains the same structure as privCert. It is used for different check-ins to enter the TIS.

Tokens (tokens) are smart cards belong to each user of the system. The smart card contains a unique ID, a series of certificates: idCert, privCert, IandACert, and an optional authCert.

Operations over tokens are

- a token is *valid* if each certificate on it correctly cross-references to the IDCert, and each certificate correctly cross-references to the token ID.

- if the Authorisation Certificate is present, it is *valid* if it correctly cross-references to the token ID, and the IDCert.
- a token is *current* if all certificates on it are current, it means, if the current Time is within the validity period of each certificate.

User Entry Operations

These operations describe the process a user needs to do to be authenticated to further enter the enclave. It is presented as a state transition diagram. Operations are:

User Token Tears: If the user tears the Token out before the operation is complete then the operation is terminated unsuccessfully.

Reading the User Token: This operation performs actions that read an inserted token.

Validating the User Token: Once TIS has read the user token, the token content needs to be validated. The token passes the validation state if

- the token is *valid* and it contains an authCert Certificate that cross-checks correctly with the token ID and the ID certificate. The token must be *current* and both the authCert and IDCert certificate can be validated. In this case Biometric checking is not performed, or
- the token is *consistent*, *current*, and the IDCert, priviCert, and iandACert can be validated. In this case, Biometric checks will be required, or
- in the case where there is a valid authCert certificate the biometric checks are passed.

The biometric checks are only required if the authCert Certificate is not present or not valid. In this case the remaining certificates on the card must be checked.

Reading and Validating a Fingerprint: During the entering process, users might be asked to provide the fingerprint as a validation process (biometric check). This operation reads users' fingerprint and compares it against the fingerprint information already stored in the system.

Writing the User Token: This operation attempts to write an authorisation certificate in the user's token, it may (un-)successfully written.

Validating Entry and Unlocking Door: The system will validate the entrance of the user, if the user's token passes all checks, the door will be unlocked.

Operations within the Enclave

Users of the TIS may have permission to operate the Enclave. Those users are called administrator and they can perform an additional operation with the Enclave. The process to operate the Enclave is also presented as state transition diagram. The following describes these operations

Enrolment of an ID Station: In order for a user to perform administrator operations he has to enrol the TIS. The user needs to request the enrolment to the system providing information in a floppy, the system validates the information, and if the data is valid, it will enrol the user as an administrator. After this process the user (administrator) needs to provide his token to the system.

Administrator Token Tear: If the administrator tears his token will result in his logging out from the system.

Administrator Log-in: In order for an administrator to log-in the system, the administrator needs to insert a *valid* token into the token reader. If the information provided is valid, the administrator can enter the enclave and will have the privileges indicated in the token.

Administrator Log-out: The logging-out of an administration can happen for either the administrator removes his token from the TIS or the authorisation certificate expires.

Administrator Operations: The administrator has a set of operations to perform. The administrator can archive the log, update the configuration data, overrideLock, or shutdown the system. The privileges administrators have are written in his token.

7.2.3 An example of User Entry Operation

Figure 7.9 is an excerpt of the transition state diagram for users' authentication and entry process. The figure shows just the transition process for a user to enter the enclave with a token that does not contain any authCert certificate, and *valid* and *current* privCert and iandACert Certificates. The system requires the user to pass the biometric checks, and finally writes its token.

In Figure 7.9, the ovals represents the states and the lines represent the operation performed (the transition). The red oval represents the starting and ending point of the diagram. The system starts in a **quiescent** state. Once the user puts his token in the card reader, the operation **ReadUserToken** is performed. This operation requires the status of the system to be in **quiescent**, and the token to be present. The operation changes the status to **gotUserToken** and displays a message in the display ("AUTHENTICATING USER, PLEASE WAIT"). The system evolves and goes to state **gotUserToken**. Since the token

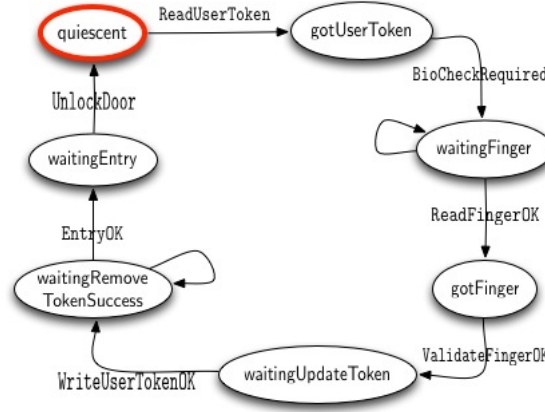


Figure 7.9: Excerpt State Diagram User Entry to TIS.

inserted does not contain authCert Certificate and the privCert and iandACert certificates are *valid* and *current*, the system requires the user for a biometric check. The biometric check is to read the fingerprint. The system evolves to state *waitingFinger*. The user puts the fingerprint in the finger reader (as stated by transition *ReadFingerOk*). The system goes to state *gotFinger*. The operation *ValidateFingerOk* checks that the information of the fingerprint read by the fingerprint reader indeed matches with the information stored in the system, if so, the system evolves to *waitingUpdateToken* that changes the status to *waitingEntry*. Since the status is *waitingEntry*, the token of the user is still inserted, and the certificates on it are *valid* and *current*, the user is granted permission to enter the enclave. The system evolves to the state *waitingRemoveTokenSuccess* where the system waits until the user remove the token to finally unlock the door.

7.2.4 Conversion from Z to Event-B

This section discusses the strategy we followed to convert the existing model of TIS in Z to Event-B. Z [6, 108] is a notation for writing specifications based on set theory and first order logic. It includes a notation for discrete mathematics (set theory and predicate calculus) and for describing and combining schemas (the schema calculus) that allows one to define possible states as well as operations that can change the state.

In Z, one can define a variable (in capital letters) to express basic types. For instance, the Z schema defined above defines two sets *USER* and *TOKENID* as the sets of all possible users and token ids of the system:

$$\begin{array}{l} [\text{USER}] \\ [\text{TOKENID}] \end{array}$$

That definition goes in the same direction as carrier sets in Event-B. We modelled Z variables in capital letter as carrier sets in Event-B. For instance, the definition of the Z schemas [USER] and [TOKENID] is in Event-B:

```
context ctx
  sets USERS TOKENID
end
```

In Z, one can define a schema that defines variables. The schema *Certificate* (shown below) defines a common certificate in Tokeneer: a certificate contains a unique identifier (denoted by variable *id*), it also contains a validity period in which that certificate is valid (denoted by variable *validityPeriod*), and a asymmetric key that validates the certificate (denoted by variable *isValidatedBy*).

<i>Certificate</i>
$id : \text{CertificateId}$ $\text{ValidityPeriod} : \mathbb{P} \text{ TIME}$ $\text{isValidatedBy} : \text{optional KEY}$

In Z, one can instantiate schemas and refer to variables of that schema using the notation dot (.). For instance one can define a certificate *c* and refer the variable *id* as *c.id*. Since this is not possible in Event-B, we decided to model Z schemas in Event-B as several relations that map the type schema to each variable. For instance, the following Event-B machine defines the schema *Certificate* in Event-B:

```
machine m sees ctx
  variables certificates certificateID validityPeriods publicKeys isValidatedBy
  invariants
    inv1 certificates  $\subseteq$  CERTIFICATES
    inv2 publicKeys  $\subseteq$  KEYS
    inv3 certificateID  $\in$  certificates  $\rightarrow$  CERTIFICATEID
    inv4 validityPeriods  $\in$  certificates  $\leftrightarrow$   $\mathbb{N}$ 
    inv5 isValidatedBy  $\in$  certificates  $\rightarrow$  publicKeys
  end
```

Where context *ctx* defines the carrier sets CERTIFICATES, KEYS, and CERTIFICATEID (not shown here). The model of variables in Event-B follows the Z specification of them and the System Requirement Specification (SRS) document. For instance, just from the Z specification is not possible to deduce that *id* variable needs to be defined as a total injection. However, reading the SRS document one can realise *id* variable define a unique *id* for each certificate in the system. In Z, one can define a variable as *optional*, we model that as a partial injection (\rightarrow in Event-B), meaning there can be a certificate that does not have any public key associated to it. To create a new certificate one needs to update

all variables as:

```

...
then
  act1 certificates := certificates ∪ {new_c}
  act2 publicKeys := publicKeys ∪ {new_pk}
  act3 certificateID := certificateID ∪ {new_c ↦ new_certid}
  act4 validityPeriods := validityPeriods ∪ {new_c ↦ new_valtime}
  act5 isValidatedBy := validityPeriods ∪ {new_c ↦ new_pk}
end

```

So to access the identifier value of a certificate c (as in Z is $c.id$), in Event-B one does $certificateID.apply(c)$.

In Z , one can also define a schema composed of two parts divided by a line: above the line one can define variables or import another schemas already defined, below the line one can define predicates. The following Z schema *ReadUserToken* depicts this kind of schema:

```

[STATUS ::= {quiescent, gotUserToken, waitingFinger}]
[PRESENCE = {absent, present}]
[DISPLAYMESSAGE ::= {wait, welcome, insertFinger}]

```

Context

```

status : STATUS
tokenPresence : PRESENCE
display : DISPLAYMESSAGE

```

ReadUserToken

Context

```

status = quiescent
tokenPresence = present
status' = gotUserToken
display' = wait

```

Z Schema *ReadUserToken* is partially defining one of the states defined in Figure 7.9. The schema is not defining any new variable but it is importing schema *Context* so predicate expressions like $status = quiescent$ can be used. We translate a schema as an Event-B event where the predicate is the guard of the event. Notice that Schema *ReadUserToken* defines a predicate with the aid ($'$), that is how schemas evolve in time. For instance, predicate $status' = gotUserToken$ means the new value for variable $status$ will be $gotUserToken$. Z predicates with the aid of $'$ is translated to Event-B in the actions of the event. the following Event-B machine translates the schemas:

```

machine m sees ctx
variables status tokenPresence display
invariants
  inv1 status ∈ STATUS
  inv2 tokenPresence ∈ PRESENCE
  inv3 display ∈ DISPLAYMESSAGE

  ReadUserToken
  where
    grd1 status = quiescent
    grd2 tokenPresence = present
  then
    act1 status := gotUserToken
    act2 display := wait
  end
end

```

Context *ctx* defines carrier sets STATUS, PRESENCE, and DISPLAYMESSAGE, and defines the corresponding axioms. For instance the axiom related to STATUS is

```

ax1 STATUS = {quiescent, gotUserToken, waitingFinger}
ax2 quiescent ≠ gotUserToken
ax3 quiescent ≠ waitingFinger
ax4 gotUserToken ≠ waitingFinger

```

Notice that the Event-B translation of the Z schema *Context* does not define variables as relation (as shown for Z schema *Certificate*). Our decision on doing that is that schema *Context* defines variables *status*, *tokenPresence*, and *display* that are always the same during the execution of the system, whereas schema *Certificate* can be instantiated any time a new certificate is created.

We follow the notion of translation described in this section to translate the TIS system modelled in Z to Event-B.

7.2.5 Modelling the Tokeneer ID Station (TIS) in Event-B

We modelled the Tokeneer ID Station (TIS) in Event-B following the Z model of the TIS and the documentation provided by Praxis. We followed the “parachute” software development strategy of Event-B proposed by J.-R Abrial in [2]. Table 7.1 lists a few software requirements of the TIS. The table includes some functional (FUN) and environmental (ENV) requirements. We wrote an abstract machine, six machine refinements and an additional AuditLog machine as shown in Table 7.2.

The abstract machine models certificates. The first and the second refinements include specialised certificates. These first three machines model certificates and its hierarchy as shown in Figure 7.8. The third refinement models fingerprints and the internal status to enter the enclave. The fourth refinement models entry to the enclave and the display used by the TIS. The fifth refinement

models enrolments to the enclave using a certificate, and the sixth refinement models some administrative functionality. Machine *AuditLog* models a log of all events and actions performed or monitored by the TIS.

Figure 7.10 shows an excerpt of the third refinement of the TIS Event-B model. Machine *ref3_entry_L1* models the entry of a user to the enclave. The machine *sees* context *ctx_ref3* (not shown in the figure) that defines carrier sets *CERTIFICATES* (the set of all type of certificates), *KEYS* (the set of asymmetric keys used for signing and validating certificates), *TOKENID* (the set of all tokens), and *ENTRY_STATUS* (the set of all possible status for entering the enclave). Variables *certificates*, *publicKeys*, *isValidatedBy*, and *validityPeriods* define the properties of each certificate as specified by the functional requirement FUN-1. Variable *attCert* defines the properties of one kind of certificate (Attribute Certificates) as specified by the functional requirement FUN-2. Variables *privCert*, *iandaCert*, and *authCert* define the properties of Attribute Certificates as specified by the functional requirement FUN-3. Variables *tokenPrivCert*, *tokenIandaCert*, *tokenAuthCert*, *tokenID*, and *attCertTokID* define the properties for tokens as specified by the functional requirement FUN-4. Variable *entry_status* defines the status on the entry of a user to the enclave. For instance, the diagram depicted in Figure 7.8 shows an excerpt of the process of a user to enter the enclave. The states of the diagram are represented by variable *entry_status*, it starts with the value *quiescent*, after having checked the user token, the system goes to next state, giving the value of *gotUserToken* to *entry_status*. Variable *currentToken* models the token is being read from the card reader.

Figure 7.10 shows a single event of machine *ref3_entry_L1*, event *Bio Check-Required*. Once the user that wants to enter to the enclave puts his token into the card reader, the system reads the information within the token smart card. A biometric check is required when

- the status of the entry is *gotUserToken* as stated by guard **grd1**,
- the user token is valid for entry into the enclave, i.e if the token
 - is consistent (e.g. $currentToken \in dom(tokenPrivCert)$),
 - ID certificate, Privilege certificate and IandA certificate can be validated (e.g. $tokenPrivCert(currentToken) \in dom(isValidatedBy)$) as stated by guards **grd4**, **grd5**, and **grd6**, and
- the Authorisation Certificate is not present (e.g. $currentToken \notin dom(tokenAuthCert)$) or not valid (e.g. $currentTime \notin validityPeriods[tokenAuthCert(currentToken)]$) as stated by guard **grd3**.

The biometric check consists in reading the fingerprint of the user so the system can compare it against the fingerprint already stored in the system. If a biometric check is required, the system goes to state *waitingFinger* as stated by the action **act1**.

Req.	Description
FUN-1	Certificates have a unique ID, a period during which they are valid, and a public key of the user (used to sign and verify the certificate).
FUN-2	The system contains two kinds of certificates: ID and Attribute certificates. They are used during enrolment and are present on tokens.
FUN-3	Attribute certificates are categorised into three types as follows: Authorisation and Privilege certificates that have the same structure, and I&A certificates.
FUN-4	Tokens are used to store all the required information of a user. Each token contains ID, Privilege, I&A, and Authorisation (optional) certificates.
ENV-1	Tokens are the data read from an inserted Smart Card. The system contains a card reader to read tokens.
FUN-5	Tokens should be <i>valid</i> (certificates correctly cross reference to the ID Certificate) and <i>current</i> (all included certificates are up to date) before processing.
FUN-6	TIS enrolment transition is defined by the transition state diagram in [48] (41_2.pdf/pp. 59/ Fig. 7.1).
ENV-2	The system contains a floppy drive
FUN-7	The TIS maintains an audit log with fixed size that logs all the actions taken within the enclave.
FUN-8	TIS administrators are users with higher security privileges. Administrators may log on to the TIS console, log-off, or start an operation.
ENV-3	The System contains a fingerprint reader. Fingerprints are used if bio-metric security is required.
ENV-4	The System contains a small display outside the enclave.
ENV-5	The door controls user entry to the enclave, and is either open or closed.
FUN-9	The user entry transition is defined by the transition state diagram in [48] (41_2.pdf/pp.43/ Fig.6.1), that tracks progress through user entry.

Table 7.1: System Requirements Specification of TIS.

Machines	Level	Description
Abstract	FUN-1	Basic certificates (Level-0).
Ref-1	FUN-2	IDCert, AttCert (Level-1)
Ref-2	FUN-3	PrivCert, AuthCert, I&ACert (Level-2)
Ref-3	ENV-1, Token, fingerprint, and internal FUN-4, status to enter the enclave FUN-5	
Ref-4	ENV-4, Entry to the enclave, the display ENV-5, FUN-9	
Ref-5	FUN-6	Enrolment
Ref-6	FUN-8	Admin
AuditLog	FUN-7, Audit Log ENV-2	

Table 7.2: Refinement Strategy for the Tokeneer system.

7.2.6 Generating Java code for the TIS Event-B model

After modelling TIS in Event-B and discharging all proof obligations, we generated Java code of the model using *EventB2Java*. Figure 7.11 depicts an excerpt of the translation of the machine *ref_3_entry_L1* and Figure 7.12 shows an excerpt of the translation of the event *BioCheckRequired*.

Figure 7.11 defines carrier sets, variables, and a constructor of the class.

Figure 7.12 shows a partial translation of event *BioCheckRequired* where machine is a reference to the machine class implementation. The Java code includes methods *guard_BioCheckRequired* (the translation of the event guard) and *run_BioCheckRequired* (the translation of the event body). The JML specifications generated by *EventB2Java* are omitted since the specifications are not used in generating tests or customising the code in this example.

7.2.7 Writing JUnit Tests

Software Testing [18] can be used to validate software requirements that are expressed in a formal language. A common way of testing is the formulation of expected results. Hence, testing is achieved by comparing the results from executing the system against the expected ones.

The System Test Specification of the TIS includes 32 test cases organised in eight categories as shown in Table 7.3. We wrote Java code for these 32 test cases in two steps. We first used the *EventB2Java* tool to translate the Event-B model of the TIS to Java. We generated a sequential version of the model in Java since the tests are run sequentially. We then gave initial values for Java


```

machine ref3_entry_L1 sees ctx_ref3
variables certificates publicKeys isValidatedBy validityPeriods attCert
  privCert iandaCert authCert tokenPrivCert tokenIandaCert
  tokenAuthCert entry_status currentToken tokenID attCertTokID
invariants
  inv1 certificates  $\subseteq$  CERTIFICATES  inv2 publicKeys  $\subseteq$  KEYS
  inv3 validityPeriods  $\in$  certificates  $\leftrightarrow$   $\mathbb{N}$ 
  inv4 isValidatedBy  $\in$  certificates  $\leftrightarrow$  publicKeys
  inv5 attCert  $\subseteq$  certificates  inv11 entry_status  $\in$  ENTRY_STATUS
  inv6 partition(attCert, privCert, iandaCert, authCert)
  inv7 tokenID  $\subseteq$  TOKENID  inv12 currentToken  $\in$  TOKENID
  inv8 tokenPrivCert  $\in$  tokenID  $\mapsto$  privCert
  inv9 tokenIandaCert  $\in$  tokenID  $\mapsto$  iandaCert
  inv10 tokenAuthCert  $\in$  tokenID  $\mapsto$  authCert
  inv13 attCertTokID  $\in$  attCert  $\mapsto$  tokenID
BioCheckRequired
any currentTime where
  grd1 entry_status = gotUserToken  grd2 currentTime  $\in$   $\mathbb{N}$ 
  grd3 (currentToken  $\in$  dom(tokenAuthCert)  $\wedge$ 
    currentTime  $\notin$  validityPeriods[{tokenAuthCert(currentToken)}])
     $\vee$  currentToken  $\notin$  dom(tokenAuthCert)
  grd4 currentToken  $\in$  ran(attCertTokID)  $\wedge$ 
    attCertTokID(currentToken)  $\in$  dom(isValidatedBy)
  grd5 currentToken  $\in$  dom(tokenPrivCert)  $\wedge$ 
    tokenPrivCert(currentToken)  $\in$  dom(isValidatedBy)
  grd6 currentToken  $\in$  dom(tokenIandaCert)  $\wedge$ 
    tokenIandaCert(currentToken)  $\in$  dom(isValidatedBy)
  then
    act1 entry_status := waitingFinger
  end
end

```

Figure 7.10: Excerpt third refinement machine TIS Event-B model.

constants that respect the axioms on those constants defined in the Event-B model.

We ran the 32 JUnit tests using the input data provided by Praxis. Then we compared the obtained results against the expected results also provided by Praxis. As an example of a test, Praxis defined *UserEntry1* as one of the test cases of the *UserEntry* category. The test allows an administrator with role “Security Officer” to enter the enclave and acquire a valid Auth Certificate. The test follows the state diagram presented in Figure 7.9, it goes through the following steps:

- ReadUserToken
- BioCheckRequired

```

public class ref3_entry_L1{
    BioCheckRequired evt_BioCheckRequired = new BioCheckRequired(this);

    public static final BSet<Integer> CERTIFICATES = new Enumerated(INT.min,INT.max);
    // ... definition of the rest of carrier sets

    private BSet<Integer> attCert;
    private BRelation<Integer,Integer> isValidatedBy;
    // ... definition of the rest of variables

    // ... definition of getter and mutator methods

    public ref3_entry_L1(){
        attCert = new BSet<Integer>();
        isValidatedBy = new BRelation<Integer,Integer>();
        // ... initialisation of class fields
    }
}

```

Figure 7.11: Partial translation of machine *ref3_entry_L1*.

```

public class BioCheckRequired{
    private ref3_entry_L1 machine;

    public BioCheckRequired(ref3_entry_L1 m) {
        this.machine = m;
    }

    public boolean guard_BioCheckRequired(Integer currentTime) {
        return (
            machine.get_entry_status().equals(machine.gotUserToken) &&
            machine.get_tokenAuthCert().domain().has(machine.get_currentToken()) &&
            !machine.get_validityPeriods().image(new BSet<Integer>(machine.
                get_tokenAuthCert().apply(machine.get_currentToken()))).has(
                currentTime) || !machine.get_tokenAuthCert().domain().has(machine.
                get_currentToken()) && ...;
        )
    }

    public void run_BioCheckRequired(Integer currentTime){
        if(guard_BioCheckRequired(currentTime)) {
            Integer entry_status_tmp = machine.get_entry_status();
            machine.set_entry_status(machine.waitingFinger);
        }
    }
}

```

Figure 7.12: Partial translation of event *BioCheckRequired*.

Category Test	Description
Enrolment	3 tests for starting an un-enrolled TIS attempting to enroll using different types of certificates.
UserEntry	14 tests for allowing administrators with different roles and users with different kinds of certificates to enter the enclave.
UpdateConfig	5 tests for allowing different kinds of administrators to update the configuration of the enclave.
Override	1 test for overriding the operation of the door by the guard administrator.
Admin Login	3 tests for allowing an administrator to log-in to the TIS.
Admin Logout	1 test for logging-out of the TIS.
Shutdown	2 tests for shutting down the system.
ArchiveLog	3 tests for actions over the AuditLog component.

Table 7.3: System Test Specification of the TIS.

- ReadFingerOK
- ValidateFingerOK
- ConstructAuthCert
- WriteUserTokenOK
- EntryOK
- UnlockDoorOK

Figure 7.13 shows the JUnit implementation of test *UserEntry1*. Variable *machine* (a reference to the machine in the Java implementation) gives access to all the variables and events of the model. Method *set_test_UserEntry1* is used to initialise variables, variables are initialised according to initial values given by Praxis. When executed, this test will fail if any *guard_evt* method returns **false**, or if any *run_evt* method does not set the proper screen and display messages, as stated by Praxis documentation in Expected Results. The final result of this test matches the expected result: the messages on the screen were correct, and Authorisation Certificate was created, and the door is open so user can enter to the enclave.

During the first round of testing, the Java code did not pass all 32 JUnit tests. We inspected the Event-B model and discovered that the model was creating a specialised Authorisation Certificate for a user in the wrong event. As

```

@Test
public void test_UserEntry1() {
    set_test_UserEntry1(machine);

    // ReadUserToken
    Assert.assertTrue("Guard evt_ReadUserToken not satisfied.", machine.
        evt_ReadUserToken.guard_ReadUserToken(token_user_to_read));
    machine.evt_ReadUserToken.run_ReadUserToken(token_user_to_read);
    Assert.assertEquals(machine.get_displayMessage1(), ref6_admin.wait);

    // BioCheckRequired
    Assert.assertTrue("Guard evt_BioCheckRequired not satisfied.", machine.
        evt_BioCheckRequired.guard_BioCheckRequired(currentTime));
    machine.evt_BioCheckRequired.run_BioCheckRequired(currentTime);
    Assert.assertEquals(machine.get_displayMessage1(), ref6_admin.waitingFinger);

    machine.set_FingerPresence(machine.present);
    // ReadFingerOK
    Assert.assertTrue("Guard evt_ReadFingerOK not satisfied.", machine.
        evt_ReadFingerOK.guard_ReadFingerOK());
    machine.evt_ReadFingerOK.run_ReadFingerOK();
    Assert.assertEquals(machine.get_displayMessage1(), ref6_admin.wait);

    Integer fingerPrint = User01fp;
    // ValidateFingerOK
    Assert.assertTrue("Guard evt_ValidateFingerOK not satisfied.", machine.
        evt_ValidateFingerOK.guard_ValidateFingerOK(fingerPrint));
    machine.evt_ValidateFingerOK.run_ValidateFingerOK(fingerPrint);
    Assert.assertEquals(machine.get_displayMessage1(), ref6_admin.wait);

    // ConstructAuthCert -> built-in writeUserTokenOK
    // WriteUserTokenOK
    Assert.assertTrue("Guard evt_WriteUserTokenOK not satisfied.", machine.
        evt_WriteUserTokenOK.guard_WriteUserTokenOK(cert_params));
    machine.evt_WriteUserTokenOK.run_WriteUserTokenOK(p_id_cert, p_priv, p_ce,
        p_tid, p_serial, p_issuer, p_period, p_pubkey, p_class);
    Assert.assertEquals(machine.get_displayMessage1(), ref6_admin.wait);

    // EntryOK
    Assert.assertTrue("Guard evt_EntryOK not satisfied.", machine.evt_EntryOK.
        guard_EntryOK(currentTime));
    machine.evt_EntryOK.run_EntryOK(currentTime);
    Assert.assertEquals(machine.get_displayMessage1(), ref6_admin.openDoor);

    machine.set_userTokenPresence(machine.absent);
    // UnlockDoorOK
    Assert.assertTrue("Guard evt_UnlockDoorOK not satisfied.", machine.
        evt_unlockDoorOK.guard_unlockDoorOK(currentTime));
    machine.evt_unlockDoorOK.run_unlockDoorOK(currentTime);
    Assert.assertEquals(machine.get_displayMessage1(), ref6_admin.doorUnlocked);
}

```

Figure 7.13: The *UserEntry1* Test Case in JUnit.

7.3 Comparing *EventB2Java* to other Event-B code generators 141

this error did not invalidate the model, it could not be detected via model verification in Event-B. We corrected the Event-B model, discharged all the proof obligations again, and used the *EventB2Java* tool to regenerate the Java code. We repeated this process until the code passed all 32 JUnit tests. Notice that this misbehaviour might be found using ProB on the Event-B model, our strategy enables software developers that are not familiar with Event-B to simulate the Event-B model by translating it to Java code and performing JUnit tests on the Java code generated. So the software developer does not have to deal with translating the STS document as predicates in Event-B to conform it to the Event-B model. Our Event-B model of the TIS, the Java code generated by the *EventB2Java* tool, and the 32 JUnit tests that we wrote can be found at <http://poporo.uma.pt/Tokeneer.html>.

There are several benefits that can be obtained by applying our strategy for simulating an Event-B model by translating it to Java and performing JUnit tests. The user gains confidence in the correctness and appropriateness of the modelled system by discharging all the Event-B proof obligations in Rodin. The JUnit tests provide an additional layer of confidence by checking that the behaviour of the Event-B model in Java is what the user actually intended. The Java code generated by the *EventB2Java* tool is an actual initial implementation of the Event-B model that can be used as is, or further refined and customised as needed.

7.3 Comparing *EventB2Java* to other Event-B code generators

We are interested in comparing our *EventB2Java* tool against other tools that generate Java implementations from Event-B models. In particular, we have compared *EventB2Java* with Code Generation [56, 57] by A. Edmunds and M. Butler, and EB2J [80] by D. Méry and N. Singh. Although Code Generation can generate Ada code in addition to Java, we were interested in examining and analysing its ability to generate Java code only. Likewise, EB2J is able to generate C, C++ and C# code, but we did not consider this in our comparison.

The comparison defines a set of six performance criteria as follows. *i)* “Generation Process” – does the user need to adapt the Event-B model before using the tool to generate Java code. It might be *a)* “Automatic”, if the user does not need to edit or extend the Event-B model, or *b)* “Assisted”, if the user does need to do so, or *c)* “Automatic/Assisted”, if the user needs to do so in some cases and does not in other. *ii)* “Executable” – does the generated code compile and run as is. *iii)* “Support for Code Customisation” – does the tool furnish a mechanism for the user to be able to customise the generated code and to verify whether the customised code is correct. *iv)* “Support for Event-B’s Syntax” – does the tool *a)* “Fully”, *b)* “Largely”, or *c)* “Scarcely” support the current syntax of Event-B. *v)* “Execution Time” – how long does it take for the generated code to execute and to give a result (if the execution terminates).

Event-B Model	LOC	# Mch	# Evt
Social-Event Planner [94]	1326	9	35
MIO [38]	586	7	21
Heating Controller [58]	458	15	32
State Machine [103]	86	2	5
Binary Search [3]	101	3	3
Linear Search [3]	54	2	2
Minimum Element [3]	64	2	3
Reversing Array [3]	64	2	2
Sorting Array [3]	137	3	4
Square Root Number [3]	84	3	2

Table 7.4: Statistics of the Event-B Models.

Finally, *vi*) “Effective Lines of Code” – the actual number of lines of Java code generated by the tool.

In addition to defining a set of performance criteria, we need to provide a fair context for comparing tools. We selected the nine Event-B models shown in Table 7.4. We developed two of the systems – the Social-Event Planner [94] and the MIO model [38]. The Social-Event Planner is presented as a case study in Section 7.1. MIO is an Event-B model of a massive transportation system that includes articulated buses following the main corridor routes of a city (briefly described in Chapter 4). The Heating Controller [58] and the State Machine [103] models were developed by one of our tool competitors. The Heating Controller is an Event-B model of a heating controller that provides an interface to adjust and display a target temperature, and to sense and display the current temperature, among other functionality. State Machine is an Event-B model of state machines. The rest of the examples in Table 7.4 are sequential program developments written by J.-R. Abrial in [3]. Linear and Binary Search are the Event-B models of the respective searching algorithms. Minimum Element is an Event-B model for finding the minimum element of an array of integers. Reversing and Sorting Array are Event-B models for reversing and sorting an array respectively. Square Root Number is an Event-B model for calculating the square root of a number.

Table 7.4 presents some statistics about the Event-B models used in the comparison. “LOC” stands for Lines of Code in Event-B, and “# Machines” and “# Events” for the number of machines and events respectively of the Event-B model. *EventB2Java* successfully generated JML-annotated Java code for all the models in Table 7.4 – we were able to run the Java code as generated in each case. All of the examples in Table 7.4 are available from http://poporo.uma.pt/EventB2Java/EventB2Java_studies.html. The site includes the Event-B models and the Eclipse projects with the generated JML-annotated Java implementations. The Eclipse projects also include test files that can be used to run the Java code. These test files are generated automatically

7.3 Comparing *EventB2Java* to other Event-B code generators 143

Tool	Gen. Proc.	Exec. Code	EB support	Code Custom.
<i>EventB2Java</i>	Aut./ Ast.	Yes	Largely	Yes
Code Gen. [56]	Ast.	Yes	Fairly	No
EB2J [80]	Ast.	Yes	Scarcely	No

Table 7.5: Tool Comparison.

by *EventB2Java*, except in cases where the Event-B models make use of axioms. In those cases, we wrote and added the test files manually. For example, Binary Search defines a constant v to be the searched for value, and a function f to be the array containing the values, so that $v \in \text{ran}(f)$. For the *EventB2Java* generated code to work, one needs to manually assign a value to v that is in the array f . In writing a file to test the Java code of the of Binary Search algorithm, one must consider those conditions on v and f .

Table 7.5 shows how the tools considered in our comparison compare on the criteria of Generation Process (**Gen. Proc.**), Executable Code (**Exec. Code**), Support for Event-B’s Syntax (**EB Support**) and Support for Code Customisation (**Code Custom.**). Regarding “Generation Process”, EB2J and Code Generation are (always) “Assisted” (Ast.) since tool users (always) need to modify (extend) the Event-B model for the tools to be able to generate code. *EventB2Java* is “Automatic/Assisted” (Aut/Ast.). More precisely, it is “Automatic” in all cases except when the Event-B model makes use of axioms. As *EventB2Java* does not yet generate Java code for axioms (that constrain the values of constants), the user must choose values for those constants. *EventB2Java* does generate JML specifications for axioms, so the user can employ JML machinery [26] to confirm that the values chosen are valid with respect to the original Event-B model.

The Code Generation tool (Code Gen.) is “Assisted” as it always requires the user to employ the Event Model Decomposition Rodin plug-in [5] to decompose Event-B models into sub-models. For example, if the Event-B machine models the system and the environment components of a reactive system, then the plug-in can generate each part separately. In addition to decomposing the model, users of Code Generation have to explicitly specify the execution order for events in the Java implementation. If the Event-B model includes axioms and constants, tool users need to conjecture values for the constants in Event-B and use the Rodin platform to discharge related proof obligations.

Regarding the comparison criterion “Support for Event-B’s Syntax” (**EB. Support**), *EventB2Java* largely supports Event-B’s syntax, in part by generating and using libraries supporting Event-B syntax in Java as described in Section 5.3.2. None of the three tools in the comparison can translate non-deterministic assignments to Java (although *EventB2Java* does generate JML specifications for them). EB2J and Code Generation require the user to write a final Event-B refinement that does not include non-deterministic assignments. The EB2J tool “Scarcely” provides support for Event-B’s syntax and so users are

	Code Gen.	EB2J	<i>EventB2Java</i>
Social Event Planner	N/A	N/A	1531 (+391)
MIO	N/A	N/A	825 (+272)
Heating Controller	285	N/A	1612 (+418)
State Machine	48	N/A	198 (+62)
Binary Search	N/A	N/A	71 (+33)
Linear Search	N/A	N/A	48 (+31)
Minimum Element	N/A	68	68 (+46)
Reversing Array	N/A	66	55 (+39)
Sorting Array	N/A	79	92 (+64)
Square Root Number	60	51	53 (+31)

Table 7.6: eLOC for the generated Code.

required to furnish an additional Event-B refinement that only uses the syntax supported by the tool. For instance, EB2J is unable to translate the invariant **inv** $pages \in contents \Leftrightarrow persons$ that states that *pages* is a total surjective relation that maps *contents* to *persons*. For EB2J to support the syntax of that invariant, the user has to write an Event-B model refinement that includes the definition of a total surjective relation, e.g. through the three invariants shown below.

invA $owner \in contents \leftrightarrow persons$
invB $dom(owner) = contents$
invC $ran(owner) = persons$

Table 7.5 indicates whether the code generated by each tool is executable as generated. However, there were cases in which EB2J was incorrect. For example, for the Minimum Element model, the tool was unable to infer the type of the constant n , that is defined as natural number greater than 0 and represents the number of elements in the array to be searched. EB2J issued the message “/* No translatable type found for [n] */”. EB2J was also unable to infer the types of constants n , f , and variable g in the Reversing Array example. f is the array to be reversed, defined as a function mapping from $1 \dots n$ to the set of integers, and g is the reversed array. Finally, EB2J did not translate parallel assignments properly for the Reversing, Sorting Array, and the Square Root Number models. For example, EB2J translated $g := g \leftarrow \{i \mapsto g(j)\} \leftarrow \{j \mapsto g(i)\}$ as $g[i] = g[j]; g[j] = g[i]$. However, this translation is incorrect since assignments in Event-B are to be executed simultaneously.

EventB2Java is the only tool that provides support for “Code Customisation”. The JML specifications generated by *EventB2Java* enable users to replace (parts of) the code generated by *EventB2Java* with bespoke implementations. Thus, the user may customise the generated implementation and then use JML machinery [26] to verify the customised implementation against the JML specification generated by the *EventB2Java* tool.

7.3 Comparing *EventB2Java* to other Event-B code generators 145

Array Size	Sorting Array		Reverse Array		Minimum Array	
	<i>EventB2-Java</i>	EB2J	<i>EventB2-Java</i>	EB2J	<i>EventB2-Java</i>	EB2J
100,000	23	13093	264	1	29	0
200,000	28	51910	258	55	28	1
300,000	37	182311	198	305	30	1
400,000	152	329614	416	406	32	1
500,000	172	497133	457	548	28	1

Table 7.7: Execution times in milliseconds for the Java code generated by *EventB2Java* and EB2J for the Sorting, Reverse and Minimum Array Event-B models.

Table 7.6 shows the eLOC (Effective Lines of Code) generated by each tool. eLOC is a measure of all logical lines in the Java code, and does not include blank spaces, comments, specifications, or single curly brackets. We used the ELocEngine software [51] to calculate eLOCs. As shown in the table, the Code Generation tool was able to generate Java code for only three of the ten Event-B models. We were unable to decompose the remaining seven models (marked as “N/A”) since they included many variables, that made it too challenging. The EB2J tool was able to generate code for four out of the ten Event-B models. However, the generated code contained minor errors in Java that we were able to fix. The errors concerned inferring the types of some variables and translating parallel assignments as explained above. For the remaining six models, EB2J issued only one error message. The Binary Search model uses universal quantification, that is not supported by the tool. *EventB2Java* was able to generate JML-annotated Java code for all models, and this code compiled and ran in each case. In particular, the universally quantified assertion mentioned above appeared in an axiom, which *EventB2Java* translates to JML but not Java. In Table 7.6, the number in parentheses for *EventB2Java* gives the number of lines of JML specifications generated for each model.

Finally, the Event-B models for Binary and Linear Search, Minimum Element, and Reversing and Sorting Arrays include events whose guards are mutually exclusive. Hence, we used *EventB2Java* and EB2J to generate (sequential) Java implementations for each of these models, and because the generated implementations always complete execution, compared the times the generated implementations took to complete for various inputs. In each case, we ran the implementations 10 times and took the average time. Table 7.7 shows how the times compare for the Sorting, Reverse Array and Minimum Array models. For the Sorting Array model, the code generated by *EventB2Java* outperformed that generated by EB2J. For the Minimum Array model, EB2J outperformed *EventB2Java*, though times are close. For the Reverse Array model, EB2J outperformed *EventB2Java* as well, although *EventB2Java* approaches EB2J as the input size gets larger. The experiment shows that both tools generate runnable implementations for the considered Event-B models. For *EventB2Java*, the Java classes that implement the Event-B mathematical constructs exhibit good

performance, especially when dealing with large inputs. This is due to the implementation using the `TreeSet` Java class. EB2J did outperform *EventB2Java* in some cases. We believe that this is largely due to the implementation of method `apply` (applying a relation to a set of elements) of class `BRelation`. In *EventB2Java*, the method `apply` iterates over each element of the relation, so searching for an element is $O(n)$ and searching for k elements is $O(k * n)$. EB2J uses arrays to store relations, so applying a relation to a set is linear in k .

All times reported in Table 7.7 were collected by running the Java code generated by *EventB2Java* and EB2J on a Mac OS X laptop with an Intel Core i5 2.3 GHz processor. The Event-B models, generated code and timing harness used are available at <http://poporo.uma.pt/EventB2Java/tests.zip>.

7.4 Conclusion

In this chapter we presented two case studies on software development using *EventB2Java*, demonstrating the effectiveness of using the tool. The first case study was the implementation of a Social-Event Planner Android application developed using a Model-View-Controller (MVC) design pattern. The second case study was the testing of Tokeneer, a security-critical access control system. We also presented a benchmark comparing *EventB2Java* against two existing tools for generating Java code from Event-B models. The benchmark was composed of 9 Event-B models and 6 comparison criteria.

Our experience on developing the first case study suggests that software developers can benefit from *EventB2Java* in several ways: modelling in Event-B enables users to define properties that the software needs to preserve. For instance, regarding permissions over social-events, an interesting property is that invited people to a social-event have permissions over that event to view and edit its contents. We formalised this property (and many others) as Event-B invariants. We proved that the model was consistent by discharging all proof obligations. We were sure that the Java code generated by *EventB2Java* respects those properties; software developers can also benefit from *EventB2Java* since they do not have to refine the Event-B model until it is closed to a machine implementation, whereas the software developers decide that the model has enough details to be translated to Java using *EventB2Java*; finally, software developers can benefit from *EventB2Java* since having a Java implementation of an Event-B model allows the model to interact with other implementations. For instance, the Java code generated by the tool represents the Model in a MVC development that interacts with the implementation of the Controller in Java, and the implementation of the View in Android.

Our experience on developing the second case study shows us that software developers can benefit from *EventB2Java*, since the tool can be used in testing the correct behaviour of an Event-B model by translating it to Java and performing JUnit tests in Java. The process allows system developers to be sure that the behaviour of the model is indeed the behaviour that they intended from the beginning. The process of developing the second case study, initially shows

us that, even though the Event-B model was correct (all proof obligations were discharged), the model was not behaving according to our intentions. The JUnit tests uncovered an issue in the Java code generated by the tool for one of the Event-B events. We inspected that event in Event-B, found and corrected the error. We discharged the proof obligations again to be sure the model was still consistent, and used *EventB2Java* to generate Java code of the model again. We repeated this process until the generated code passed all 32 JUnit test cases. The final generated code is an actual implementation of a model in Event-B that was proven correct, and the code is behaving according to what we expect.

The benchmark showed us that *EventB2Java* outperforms other Java code generators for Event-B in several ways: *EventB2Java* generates (and embeds) JML specifications in the Java code. That enables users to customise the Java code to further check if the customised code does not invalidate the initial model. We found out that the EB2J and Code Generation tools do not support code customisation; the generation of Java code process in *EventB2Java* is automatically/assisted whereas for the other two tools it is always assisted. This makes our tool more useful since it is easy to use.

We are planning on undertaking a more complex case study where experts in modelling in Event-B and experts in developing in Java (and JML) can work together.

Chapter 8

Future Work

The work presented in this thesis can be extended in different ways. Figure 8.1 depicts my future work (in red), that is explained below. The figure shows (in black) the work done during this thesis.

- We plan to investigate and to characterise the type of POs for which Dafny outperforms existing Rodin proof-engines. (this is depicted in Figure 8.1 as (1))
- Currently, the *EventB2Dafny* tool takes as an input an Event-B PO and translates it to Dafny. It also translates the whole Event-B machine necessary for discharging the PO. We plan on translating a given Event-B PO without translating the whole Event-B machine (this is depicted in Figure 8.1 as (1)).
- Currently, proof obligations generated by *EventB2Dafny* are manually fed into Dafny. We are planning on integrating *EventB2Dafny* to Dafny and Microsoft Visual Studio, so the process of discharging POs is automatic without leaving Rodin proof manager (this is depicted in Figure 8.1 as (1)).
- In [40], Cataño et. al. proposed a proof of soundness of the translation from Event-B models to JML specifications. The proof takes into account any Event-B substitutions, invariants, and the standard Event-B *initialising* event. We are planning on extending the proof to fully prove the translation of Event-B machines and contexts to JML, and proving the soundness of the translation from Event-B to Java code (this is depicted in Figure 8.1 as (2)). Providing a proof of soundness of our *EventB2Java* tool gives the user confidence about the generated JML-annotated Java code.
- One major frustration in our work is the inadequate tool support for verifying Java programs with respect to JML specifications. Existing verification tools such as KeY [67] and Krakatoa [78] can not handle the full

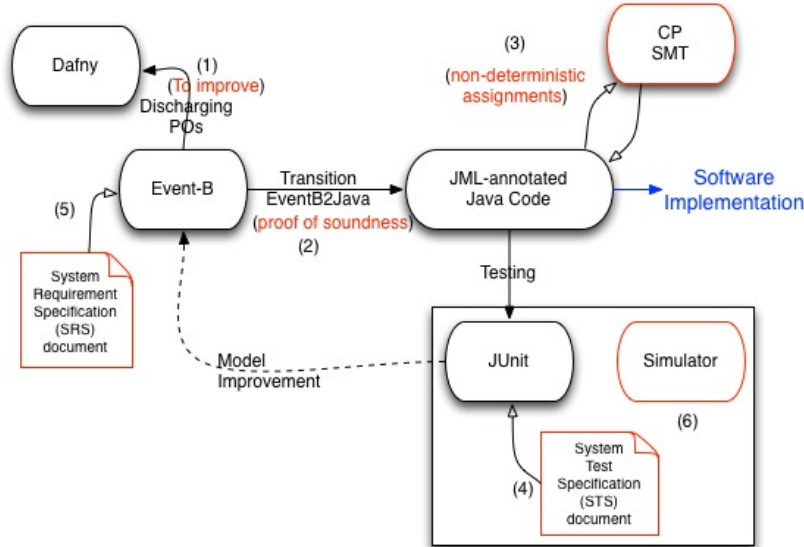


Figure 8.1: Future Work.

syntax of Java and JML, particularly with regard to generics. We would like to undertake a case study on replacing parts of the code generated by *EventB2Java* with bespoke implementations and then verifying those implementations against the generated JML specifications. However, performing such verification without adequate tool support is time consuming and prone to error.

- There are several Event-B constructs that *EventB2Java* translates to JML but not to Java. Those constructs are universal and existential quantifiers, set comprehension (quantified union and intersection that are generalisations of set comprehension), non-deterministic assignment (denoted in this document as the function `PredicateValue`), and assignments to Event-B constants (denoted in this document as the function `AxiomTheoremValue`). In general, these constructs are not possible to be translated into code, particularly when they are referring to infinite sets. We plan to translate these Event-B constructs (when bound variables are restricted to a finite set) to the input language of a solver such as the Z3 SMT solver [84], and use it to find values that satisfy these Event-B constructs. Although, this would require writing another tool that translates Event-B predicates and expressions to the solver syntax.
- In Section 7.2 we showed a case study where *EventB2Java* was applied for testing the behaviour of an Event-B model. This was achieved by translating it to Java using *EventB2Java* and perform manually written JUnit

test. An issue with this strategy is users can introduce errors while writing the JUnit tests manually. We are planning on automating this process so to avoid human errors. In [33], a strategy called JFly is proposed to evolve informal (written in natural language) software requirements into formal requirements written in JML. This work can be reused to structure the writing of JUnit tests from a System Test Specification document (this is depicted in Figure 8.1 as (4)). Likewise, we are planning on investigating a way to map Event-B requirements with a System Requirements Specification document. In [70], an approach is proposed to obtain a correct representation of requirement specifications in Event-B from a specific semantics also proposed in that approach (this is depicted in Figure 8.1 as (5)).

- As a validation step of an Event-B model behaviour, we proposed to translate the model to Java and perform JUnit tests (as stated in the previous bullet). Another validation step is to simulate the Event-B model so users can see if its behaviour matches the user's expectations. In [110], a JavaScript simulation framework for Event-B (JeB) is proposed. It translates Event-B models to JavaScript in order to animate the Event-B model. The idea goes in the same direction as ProB [75]. We are planning on extending the *EventB2Java* tool so it can generate this kind of simulation. Thus users can check the behaviour of the Event-B model (this is depicted in Figure 8.1 as (6)). Our proposal will outperform JeB by generating Java code that serves as a final implementation. The idea is also to have a unique framework that comprises everything: users can obtain JML-annotated Java code from Event-B models, they can check if the behaviour of the Event-B model is the expected by performing JUnit tests or simulating the model in Java.
- Although the modelling of timing properties is not directly supported by Event-B, a discrete clock can certainly be designed and implemented in Event-B. In [101, 102], M. Sarshogh and M. Butler introduce three Event-B trigger-response patterns, namely, deadlines, delays and expires, to encode discrete timing properties in Event-B. A “deadline” means that a set of events must respond to a particular event within a bounded time. For a “delay”, the set of response events must wait for a specified period after the triggering of an event. An “expiry” pattern prevents response events from triggering after the occurrence of an event. The authors translate timing properties as invariants, guards and Event-B actions. We are interested in investigating on how our code generation framework can be extended to support timing properties in Event-B, and in encoding this extension in *EventB2Java* once the Rodin platform fully supports the use of discrete timing events.

Chapter 9

Conclusion

This thesis investigated the answer to the question: is it possible to combine Stepwise refinement and Design-by-Contract formal approaches in the development of systems, providing the user with the benefits of both? For this purpose, this thesis presented the translation from Event-B models to JML-annotated Java code. The translation is defined by means of syntactic rules. These rules were implemented as the *EventB2Java* tool that is a Rodin plug-in (described in Chapter 5). *EventB2Java* bridges stepwise refinement method with Event-B to Design-by-Contract with JML and Java, answering the research question we proposed from the beginning: *EventB2Java* does allow users to combine modelling systems by stepwise refinement and Design-by-Contract together in the development of systems. This enables users to take advantage of the strengths and avoiding the weaknesses of each approach. *EventB2Java* generates Java executable code directly from abstract (or more refined) Event-B models, providing the option to verify the code against the generated JML specifications whenever users decide to customise the code. When modelling in Event-B, users need to prove the system to be consistent by discharging proof obligations. Rodin generates these proof obligations, some of them automatically being discharged by Rodin's provers and some others needing the intervention of the user. The manually proving of proof obligations can be a difficult task, so we proposed a translation from Event-B proof obligations to the input language of Dafny, thus users can use Z3 (the automatic prover associated to Dafny) as a prover (described in Chapter 6). Our intention is to provide tools that help users in the process of proving an Event-B model correct.

The findings of this investigation could be of interest to both researchers working with Event-B and software developers working with JML and Java. Using Event-B in the early stages of the software development gives developers excellent support for modelling software systems in an abstract manner, and particularly for verifying safety, security and correctness properties of those models. Transitioning to JML at an appropriate point (as determined by the developers themselves, rather than being dictated by the tools being used) allows developers to take full advantage of data structures and APIs in the imple-

mentation language, and permits software developers with less mathematical expertise to contribute earlier in the development process. Furthermore, having the JML specifications embedded into the Java code also gives an insight of documentation of the code that can be read easily.

Researchers investigating about the translation from a language A to a language B might also find this thesis of interest. They can see the development of this thesis as a guide for defining translation rules and its implementation from one language to another.

Code generation for Event-B is not a new concept. For instance, modelling in Event-B one can refine an Event-B model until accomplishing an actual implementation. However, this is difficult, since users have to discharge proof obligations that become harder through refinements. This particular issue can make the use of formal methods less popular. Another way of code generation for Event-B is the use of existing tools. There are tools that allow users to translate Event-B models to different programming languages. Our tool outperforms these tools since: *EventB2Java* fully supports the Event-B syntax, except for universal and existential quantifiers, set comprehension (quantified union and intersection that are generalisations of set comprehension), non-deterministic assignment, and assignments to Event-B constants for which the tool generates JML specifications. Hence, *EventB2Java* does not impose restrictions on the syntax of the model to be translated. Users can decide the level of abstraction in the model and then transition to Java code. Current tools for generating Java code from Event-B models impose restrictions to users since the tools do not fully support the Event-B notation. Therefore, users need to evolve the Event-B model to use the syntax supported by those tools; on the other hand, as far as I can tell, our tool is the only one that generates JML specifications embedded in the Java code. This gives the user another layer of confidence when the user decides to customise the code since the generated code can be verified against the JML specifications.

In my experience on developing software without formal methods I have seen that one can end up with a final implementation of the software in a relatively short time. However, in many cases, the non use of formal methods makes the implementation misbehave, so one needs to correct it, making the maintenance of software a difficult task and a waste of time. For instance, since we are not using formal methods, reasoning about the model is not possible, thus finding an error is difficult. One could use testing to uncover misbehaviours/errors, but testing can tell about problems among the scope of the testing process but nothing beyond. I have found the development of software using *Event-B2Java* very interesting, since the development starts in Event-B, where one can propose properties that the system needs to preserve and one must prove that the model indeed preserves those properties. *EventB2Dafny* can help in this process. Then, using the *EventB2Java* tool to generate Java code where the development of the system continues. The generated Java code is an actual implementation of the Event-B model and contains two main advantages: *i*) the code preserves the initial properties that the user defined, and *ii*) the code contains JML specifications so users can customise the code being able to check if

the customised code meets the JML specifications. Users can argue that the use of Event-B can be difficult since one needs to discharge proof obligations delaying the development of software at early stages. However, my experience on using Event-B at early stages of development suggests that the final implementation of the development needs to not be maintained, since the code does not contain errors. So, regarding times of development of software, the use of *EventB2Java* is more constructive than using just Java or any other language.

I believe that having a tool that translates stepwise refinement models into Design-by-Contract makes formal techniques and tools more usable. This is of paramount importance, since the popularity of formal methods has not increased as much as researchers might want due to the level of expertise needed to work with these methods. Having tools that automatise the process of working with these methods supply the popularity that formal method should have. I have seen the popularity of different methods being increased by the development of tools. For instance, theorem proving was introduced by Begriffsschrift in 1884, but just until a couple of years ago theorem proving has become more popular thanks to the implementation of tools that assist users in the process. I see the use of Event-B and JML increasing thanks to *EventB2Java* since the tool enables people to automatise the process of combining Event-B and Java+JML in the development of software. *EventB2Java* still needs to be more developed, especially in proving the soundness of the entire translation rules, but I believe the investigation of this thesis is one step forward on making formal methods more popular.

As a result of my study, further research might be to undertake a more complex software development using *EventB2Java*, involving different expertise researchers, experts in the notation underlying Event-B and Java-JML developers. An interesting case study is to implement the same software development using three approaches: using our tool, using just Java, and using just Event-B. So we could take metrics to compare the three developments in order to have an insight on the time to develop the software, on the effort put by modellers and implementers, and on the time used to maintain the software.

Another interest further research might be to use *EventB2Java* in Academia to help students to relate formal developments in both Event-B, and Java and JML. Nowadays, the use of formal methods is mostly done by theoretic researchers. Software developers are not too familiar with mathematics and logics, so they do not use formal methods. Hence, they are skeptical about their use. On the other hand, theoretic researchers do not often use programming languages. Both sides can argue about (dis-)advantages of each approach. It is quite difficult to convince any end to use another approach. I truly believe that both ends can work together if the teaching of these kind of approaches is part of the future researchers education. I see *EventB2Java* can fulfil this purpose since the tool enables students to relate formal methods and code in software development.

Bibliography

- [1] S. Abdennadher, E. Krämer, M. Saft, and M. Schmauss. JACK: A Java Constraint Kit. In M. Hanus, editor, *Electronic Notes in Theoretical Computer Science*. Elsevier, 2002.
- [2] J.-R. Abrial. *The B-Book: Assigning Programs to Meanings*. Cambridge University Press, 1996.
- [3] J.-R. Abrial. Sequential Program Development: Teaching Resources. <http://deploy-eprints.ecs.soton.ac.uk/122/1/sld.ch15%2Cseq.pdf>, 2009.
- [4] J.-R. Abrial. *Modeling in Event-B: System and Software Design*. Cambridge University Press, New York, NY, USA, 2010.
- [5] J.-R. Abrial and S. Hallerstede. Refinement, Decomposition and Instantiation of Discrete Models: Application to Event-B. *Fundamentae Informatica*, 77(1,2):1–24, 2007.
- [6] J.-R. Abrial, S. Schuman, and B. Meyer. Specification Language. In *On the Construction of Programs*, R. McKeag and A. Macnaghten, editors, pages 343–410. Cambridge University Press, 1980.
- [7] B. Appleton. *Patterns and software: essential concepts and terminology*, 2000.
- [8] Atelier B, the industrial tool to efficiently deploy the B Method, January 2008.
- [9] R. Back and J. Wright. Refinement Calculus, Part I: Sequential Nondeterministic Programs. In J. de Bakker, W. de Roever, and G. Rozenberg, editors, *REX Workshop*, volume 430 of *Lecture Notes in Computer Science*, pages 42–66. Springer, 1989.
- [10] T Ball, S. Lahiri, and M. Musuvathi. Zap: Automated Theorem Proving for Software Analysis. In G. Sutcliffe and A. Voronkov, editors, *Logic for Programming, Artificial Intelligence, and Reasoning*, volume 3835 of *Lecture Notes in Computer Science*, pages 2–22. Springer Berlin Heidelberg, 2005.

- [11] J. Barnes. *High Integrity Software: The SPARK Approach to Safety and Security*. Addison-Wesley Longman Publishing Co., Inc., Boston, MA, USA, 2003.
- [12] M. Barnett, B. Chang, R. DeLine, B. Jacobs, and K. Leino. Boogie: A modular reusable verifier for object-oriented programs. In *Formal Methods for Components and Objects*, volume 4111 of *Lecture Notes in Computer Science*. Springer, 2006.
- [13] C. Barrett, A. Stump, and C. Tinelli. The Satisfiability Modulo Theories Library (SMT-LIB). www.SMT-LIB.org, 2010.
- [14] B. Beizer. *Software testing techniques (2nd ed.)*. Van Nostrand Reinhold Co., New York, NY, USA, 1990.
- [15] B. Beizer. *Black-Box Testing: Techniques for Functional Testing of Software and Systems*. Verlag John Wiley & Sons, Inc, 1995.
- [16] G. Bernot, M. Gaudel, and B. Marre. Software testing based on formal specifications: a theory and a tool. *Software Engineering Journal*, 6(6):387–405, 1991.
- [17] Y. Bertot, P. Castran, G. Huet (informaticien), and C. Paulin-Mohring. *Interactive theorem proving and program development : Coq'Art : the calculus of inductive constructions*. Texts in theoretical computer science. Springer, Berlin, New York, 2004.
- [18] R. Black. *Managing the Testing Process*. Wiley Publishing, Inc., 2009.
- [19] J. Boulanger. ABTools: Another B Tool. In *Proceedings of Application of Concurrency to System Design*, 2003.
- [20] J. Boulanger. B/HDL: design of safety circuit. In *Information and Communication Technologies*, volume 2, pages 2855 – 2860, 2006.
- [21] J. Boulanger. The ABTools Suite. <http://sourceforge.net/projects/abtools/>, 2011.
- [22] F. Bouquet, J. Couchot, F. Dadeau, and A. Giorgetti. Instantiation of Parameterized Data Structures for Model-Based Testing. In *B'2007, the 7th Int. B Conference*, volume 4355 of *LNCS*, pages 96–110. Springer, January 2007.
- [23] F. Bouquet, F. Dadeau, and J. Gros Lambert. Checking JML specifications with B machines. In *Proceedings of ZB*, volume 3455 of *Lecture Notes in Computer Science*, pages 435–454. Springer Verlag, April 2005.
- [24] F. Bouquet, F. Dadeau, and J. Gros Lambert. JML2B: Checking JML Specifications with B Machines. In J. Julliand and O. Kouchnarenko, editors, *Proceedings of B: Formal Specification and Development in B*, volume 4355 of *Lecture Notes in Computer Science*, pages 285–288. Springer Berlin / Heidelberg, 2006.

- [25] J. Bowen and V. Stavridou. Safety-Critical Systems, Formal Methods and Standards. *Software Engineering Journal*, 8:189–209, 1993.
- [26] L. Burdy, Y. Cheon, D. Cok, M. Ernst, J. Kiniry, G. Leavens, K. Leino, and E. Poll. An overview of JML tools and applications. *International Journal on Software Tools for Technology Transfer*, 2005.
- [27] L. Burdy and A. Requet. JACK: Java Applet Correctness Kit. In *In Proceedings, 4th Gemplus Developer Conference*, 2002.
- [28] M. Butler. Decomposition Structures for Event-B. In *Proceedings of the 7th International Conference on Integrated Formal Methods*, IFM '09, pages 20–38, Berlin, Heidelberg, 2009. Springer-Verlag.
- [29] M. Butler, C. Jones, A. Romanovsky, and E. Troubitsyna, editors. *Rigorous Development of Complex Fault-Tolerant Systems [FP6 IST-511599 RODIN project]*, Lecture Notes in Computer Science. Springer, 2006.
- [30] R. Butler. What is Formal Methods?, 2001. Available at <http://shemesh.larc.nasa.gov/fm/fm-what.html>.
- [31] N. Cataño. The EventB2Dafny Tool, 2012. Available at <http://poporo.uma.pt/eventb2dafny/index.html>.
- [32] N. Cataño and M. Huisman. Chase: A Static Checker for JML's Assignable Clause. In L. Zuck, P. Attie, A. Cortesi, and S. Mukhopadhyay, editors, *Proceedings of Verification, Model Checking, and Abstract Interpretation*, volume 2575 of *Lecture Notes in Computer Science*, pages 26–40, New York, NY, USA, January 9–11 2003. Springer-Verlag.
- [33] N. Cataño, J. Pestana, and R. Rodrigues. JFly: A JML-Based Strategy for Incorporating Formal Specifications into the Software Development Process. In Luis Barbosa and Miguel P. Correia, editors, *Portuguese forum of Informatics*, Braga, Portugal, September 2010.
- [34] N. Cataño and V. Rivera. The B2Jml Tool, 2012. Available at <http://poporo.uma.pt/favas/b2jml.html>.
- [35] N. Cataño and V. Rivera. The EventB2Jml Tool, 2012. Available at <http://poporo.uma.pt/favas/eventb2jml.html>.
- [36] N. Cataño, V. Rivera, and R. Leino. The EventB2Dafny Rodin Plug-In. In *2nd Workshop on Developing Tools as Plug-ins (TOPI)*, pages 49–54, Zurich, Switzerland, June 3 2012. IEEE Xplore.
- [37] N. Cataño, V. Rivera, C. Rueda, and T. Wahls. Translating B and Event-B Machines to Java and JML. In Jean-Louis Boulanger, editor, *Formal Methods Applied to Industrial Complex Systems: Implementation of the B Method*, Computer Engineering Series. Wiley, 2014.

- [38] N. Cataño and C. Rueda. Teaching Formal Methods for the Unconquered Territory. In *2nd International Formal Methods Europe Conference on Teaching Formal Methods*, Lecture Notes in Computer Science, The Netherlands, 2009. Springer-Verlag.
- [39] N. Cataño and C. Rueda. Matelas: A Predicate Calculus Common Formal Definition for Social Networking. In M. Frappier, editor, *Proceedings of ABZ 2010*, volume 5977 of *Lecture Notes in Computer Science*, pages 259–272, Québec, Canada, 2010. Springer Berlin Heidelberg.
- [40] N. Cataño, C. Rueda, and T. Wahls. A Machine-Checked Proof for a Translation of Event-B Machines to JML. *CoRR*, abs/1309.2339, 2013.
- [41] N. Cataño and T. Wahls. Executing JML Specifications of Java Card Applications: A Case Study. In *24th ACM SAC, Software Engineering Track*, Waikiki Beach, Honolulu, Hawaii, 2009.
- [42] N. Cataño, T. Wahls, C. Rueda, V. Rivera, and Danni Yu. Translating B Machines to JML Specifications. In *27th ACM Symposium on Applied Computing, Software Verification and Testing track (SAC-SVT)*, Trento, Italy, March 26-30 2012.
- [43] A. Cavalcanti, F. Zeyda, A. Wellings, J. Woodcock, and K. Wei. Safety-critical Java programs from Circus models. *Real-Time Systems*, 49(5):614–667, 2013.
- [44] Y Cheon and G. Leavens. A runtime assertion checker for the Java Modeling Language (JML). In *Proceedings of the international conference on Software Engineering Research and Practice , Las Vegas*, pages 322–328. CSREA Press, 2002.
- [45] E. Clarke, O. Grumberg, and D. Peled. *Model Checking*. MIT Press, Cambridge, MA, USA, 1999.
- [46] D. Cok. OpenJML: JML for Java 7 by Extending OpenJDK. In *NASA Formal Methods Symposium*, pages 472–479, 2011.
- [47] D. Cok and J. Kiniry. ESC/Java2: Uniting ESC/Java and JML - Progress and issues in building and using ESC/Java2. In *In Construction and Analysis of Safe, Secure and Interoperable Smart Devices: International Workshop*. SpringerVerlag, 2004.
- [48] Ada Core. Tokeneer. <http://www.adacore.com/sparkpro/tokeneer/download>, 2013.
- [49] K. Damchoom. *An Incremental Refinement Approach to a Development of a Flash-Based File System in Event-B*. PhD thesis, University of Southampton, 2010.

- [50] L. de Moura and N. Bjørner. Z3: An efficient SMT solver. In *Tools and Algorithms for the Construction and Analysis of Systems 2008*, volume 4963 of *Lecture Notes in Computer Science*, pages 337–340. Springer, 2008.
- [51] D. Dean. eLoc Engine. Accessed September 2013. <http://sourceforge.net/projects/elocengine/>, (2013).
- [52] D. Déharbe. Integration of SMT-solvers in B and Event-B development environments. *Science of Computer Programming*, 2011. Available online.
- [53] D. Detlefs, N. Greg, and J. Saxe. Simplify: A Theorem Prover for Program Checking. *J. ACM*, 52(3):365–473, May 2005.
- [54] E. W. Dijkstra. Guarded Commands, Nondeterminacy and Formal Derivation of Programs. *Commun. ACM*, 18(8):453–457, August 1975.
- [55] P. Duvall, S. Matyas, and A. Glover. *Continuous Integration: Improving Software Quality and Reducing Risk (The Addison-Wesley Signature Series)*. Addison-Wesley Professional, 2007.
- [56] A. Edmunds and M. Butler. Tool Support for Event-B Code Generation. In *Workshop on Tool Building in Formal Methods*, Québec, Canada, 2010. J. Wiley and Sons.
- [57] A. Edmunds and M. Butler. Tasking Event-B: An Extension to Event-B for Generating Concurrent Code. In *PLACES 2011*, 2011.
- [58] A. Edmunds and A. Rezazedah. Development of a Heating Controller System, 2011. Available at http://wiki.eventb.org/index.php/Development_of_a_Heating_Controller_System.
- [59] M. Ernst, J. Cockrell, W. Griswold, and D. Notkin. Dynamically Discovering Likely Program Invariants to Support Program Evolution. In *Proceedings of the 21st International Conference on Software Engineering*, ICSE '99, pages 213–224, New York, NY, USA, 1999. ACM.
- [60] J. Filliâtre. Why: a multi-language multi-prover verification tool. Research Report 1366, LRI, Université Paris Sud, 2003.
- [61] J. Filliâtre and C. Marché. The Why/Krakatoa/Caduceus platform for deductive program verification. In W. Damm and H. Hermann, editors, *Conference on Computer-Aided Verification*, volume 4590 of *Lecture Notes in Computer Science*, pages 173–177, 2007.
- [62] E. Gamma, R. Helm, R. Johnson, and J. Vlissides. *Design patterns: elements of reusable object-oriented software*. A. Wesley Longman Publishing Co., Inc., Boston, MA, USA, 1995.

- [63] C. Le Goues, L. Rustan, and M. Moskal. The Boogie Verification Debugger. In *Proceedings of the 9th International Conference on Software Engineering and Formal Methods*, SEFM'11, pages 407–414, Berlin, Heidelberg, 2011. Springer-Verlag.
- [64] Google Inc. The Android Platform. <http://developer.android.com/design/index.html>, 2012.
- [65] D. Jin and Z. Yang. Strategies of Modeling from VDM-SL to JML. In *International Conference on Advanced Language Processing and Web Information Technology*, pages 320–323, 2008.
- [66] C. Jones. *Systematic Software Development Using VDM*. International Series in Computer Science. Prentice Hall, second edition, 1990.
- [67] The KeY Project, Integrated Deductive Software Design. <http://www.key-project.org/>.
- [68] J. Koenig and K. Leino. Getting Started with Dafny: A Guide. In T. Nipkow, O. Grumberg, and B. Hauptmann, editors, *Software Safety and Security - Tools for Analysis and Verification*, volume 33 of *NATO Science for Peace and Security Series - D: Information and Communication Security*, pages 152–181. IOS Press, May 2012.
- [69] B. Krause and T. Wahls. jmlc: A Tool for Executing JML Specifications via Constraint Programming. In *Proceedings of Formal Methods for Industrial Critical Systems*, volume 4346 of *Lecture Notes in Computer Science*, Bonn, Germany, 2006. Springer-Verlag.
- [70] K. Traichaiyaporn. Modeling Correct Safety Requirements Using KAOS and Event-B. Master's thesis, Japan Advanced Institute of Science and Technology, 2013.
- [71] L. Lamport. A new solution of Dijkstra's concurrent programming problem. *Commun. ACM*, 17(8):453–455, August 1974.
- [72] G. Leavens, A. Baker, and C. Ruby. Preliminary Design of JML: A Behavioral Interface Specification Language for Java. *ACM Special Interest Group Software Engineering*, 2006.
- [73] G. Leavens, E. Poll, C. Clifton, Y. Cheon, C. Ruby, D. Cok, P. Müller, J. Kiniry, P. Chalin, D. Zimmerman, and W. Dietl. JML Reference Manual. <http://www.eecs.ucf.edu/~leavens/JML/OldReleases/jmlrefman.pdf>, May 2013.
- [74] R. Leino and V. Wüstholtz. The Dafny Integrated Development Environment. In C. Dubois, D. Giannakopoulou, and D. Méry, editors, *Proceedings 1st Workshop on Formal Integrated Development Environment, F-IDE 2014, Grenoble, France, April 6, 2014.*, volume 149 of *EPTCS*, pages 3–15, 2014.

- [75] M. Leuchel and M. Butler. ProB: A Model Checker for B. In *Formal Methods Europe*, Lectures Notes in Computer Science 2805. Springer-Verlag, 2003.
- [76] J. Link. *Unit Testing in Java*. M. Kaufmann, 2003.
- [77] D. Locke, B. Andersen, B. Brosgoal, M. Fulton, T. Henties, J. Hunt, J. Nielsen, M. Schoeberl, J. Tokar, J. Vitek, and A. Weillings. Safety Critical Java Specification, version 0.78. Technical report, The Open Group, <http://jcp.org/aboutJava/communityprocess/edr/jsr302/index.html>, 2010.
- [78] C. Marche, C. Paulin-mohring, and X. Urbain. The Krakatoa Tool for Certification of Java/JavaCard Programs Annotated in JML, 2003.
- [79] D. Mentré, C. Marché, J. Filliâtre, and M. Asuka. Discharging Proof Obligations from Atelier B using Multiple Automated Provers. In *ABZ Conference*, Pisa, Italy, June 2012.
- [80] D. Méry and N. Singh. Automatic code generation from Event-B models. In *Proceedings of the Second Symposium on Information and Communication Technology*, SoICT. ACM, 2011.
- [81] B. Meyer. Applying “Design by Contract”. *Computer*, 25(10):40–51, October 1992.
- [82] C. Morgan. The Specification Statement. *ACM Transactions on Programming Languages and Systems*, 10(3):403–419, July 1988.
- [83] J. Morris. A theoretical basis for stepwise refinement and the programming calculus. *Science of Computer Programming*, 9(3):287 – 306, 1987.
- [84] L. De Moura and N. Bjorner. Z3: An Efficient Solver. <http://research.microsoft.com/en-us/um/redmond/projects/z3/>, 2010.
- [85] J. Nielsen. *Usability Engineering*. AP Professional, San Diego, CA, USA, 1993.
- [86] S. Ostroumov and L. Tsiopoulos. VHDL Code Generation from Formal Event-B Models. In *Proceedings of the 14th Euromicro Conference on Digital System Design*, Euromicro Conference on Digital System Design, pages 127–134, Washington, DC, USA, 2011. IEEE Computer Society.
- [87] S. Owre, J. Rushby, and N. Shankar. PVS: A Prototype Verification System. In Deepak Kapur, editor, *11th International Conference on Automated Deduction*, volume 607 of *Lecture Notes in Artificial Intelligence*, pages 748–752, Saratoga, NY, jun 1992. Springer-Verlag.
- [88] S. Owre, N. Shankar, J. Rushby, and D. Stringer-Calvert. *PVS Language Reference*. Computer Science Laboratory, SRI, 2006.

- [89] S. Padidar. A Study In The Use Of Event-B For System Development From A Software Engineering Viewpoint. Master's thesis, University of Edinburgh, 2010.
- [90] T. Parr. *The Definitive ANTLR Reference: Building Domain-Specific Languages*. Pragmatic Bookshelf, 2007.
- [91] L. Paulson. *Isabelle: a Generic Theorem Prover*. Number 828 in Lecture Notes in Computer Science. Springer – Berlin, 1994.
- [92] D. Peled, D. Gries, and F. Schneider, editors. *Software reliability methods*. Springer-Verlag New York, Inc., Secaucus, NJ, USA, 2001.
- [93] Q. Wang, and T. Wahls. Translating Event-B Machines to Database Applications. In Dimitra Giannakopoulou and Gwen Salan, editors, *Software Engineering and Formal Methods*, volume 8702 of *Lecture Notes in Computer Science*, pages 265–270. Springer International Publishing, 2014.
- [94] V. Rivera and N. Cataño. The Social-Event Planner, 2012. Available at http://poporo.uma.pt/favas/Social-Event_Planner.html.
- [95] V. Rivera and N. Cataño. Translating Event-B to JML-Specified Java programs. In *29th ACM Symposium on Applied Computing, Software Verification and Testing track (SAC-SVT)*, Gyeongju, Korea, March 24–28 2014.
- [96] V. Rivera, N. Cataño, T. Wahls, and C. Rueda. Code Generation for Event-B. Submitted to Software Tools for Technology Transfer, 2014.
- [97] K. Robinson. The B Method and the B Toolkit. In *Algebraic Methodology and Software Technology, 6th International Conference, AMAST '97, Sydney, Australia, December 13–17, 1997, Proceedings*, pages 576–580, 1997.
- [98] Rigorous Development of Complex Fault-Tolerant Systems. Accessed February 2012. <http://sourceforge.net/projects/rodin-b-sharp/>, (2011).
- [99] Rodin Developer Support. Accessed February 2012. http://wiki.event-b.org/index.php/Rodin_Developer_Support, (2011).
- [100] L. Rustan. Dafny: An Automatic Program Verifier for Functional Correctness. In *Proceedings of the 16th International Conference on Logic for Programming, Artificial Intelligence, and Reasoning, LPAR'10*, pages 348–370, Berlin, Heidelberg, 2010. Springer-Verlag.
- [101] M. Sarshogh and M. Butler. Specification and refinement of discrete timing properties in Event-B. *Electronic Communications of the European Association of Software Science and Technology*, 46, 2011.

- [102] M. Sarshogh and M. Butler. Extending Event-B with Discrete Timing Properties. <http://deploy-eprints.ecs.soton.ac.uk/401/1/Journal.pdf>, 2012.
- [103] State-Machines and Code Generation. Accessed August 2013., 2012. Available at http://wiki.event-b.org/index.php/State-Machines_and_Code_Generation.
- [104] A. Toom, T. Naks, M. Pantel, M. Gandriau, and Indrawati. Gene-Auto: an Automatic Code Generator for a safe subset of Simulink/Stateflow and Scicos. In Akadeemia IB Krates OÜ, University of Toulouse IRT-ENSEEIH, F. Alyotech CRIL Technologies, and Tallinn University of Technology, editors, *Embedded Real Time Software*, 2008.
- [105] J. van den Berg and B. Jacobs. LOOP compiler for Java and JML. In *Tools and Algorithms for the Construction and Analysis of Systems*, pages 299–312. Springer, 2001.
- [106] L. Voisin. Description of the Rodin Prototype: RODIN Deliverable D15. <http://rodin.cs.ncl.ac.uk/deliverables/rodinD15.pdf>, 2006.
- [107] A. Wellings. *Concurrent and Real-Time Programming in Java*. J. Wiley & Sons, 2004.
- [108] J. Woodcock and J. Davies. *Using Z: Specification, Refinement, and Proof*. International Series in Computer Science. Prentice-Hall, Inc., 1996.
- [109] S. Wright. Automatic Generation of C from Event-B. In *Workshop on Integration of Model-based Formal Methods and Tools*. Springer-Verlag, 2009.
- [110] F. Yang, J. Jacquot, and J. Souquière. The Case for Using Simulation to Validate Event-B Specifications. In *APSEC*, pages 85–90, 2012.
- [111] D. Zimmerman and R. Nagmoti. JMLUnit: The Next Generation. In *Proceedings of the 2010 International Conference on Formal Verification of Object-oriented Software*, FoVeOOS’10, pages 183–197, Berlin, Heidelberg, 2011. Springer-Verlag.

Appendix A

Event-B syntax supported by *EventB2Java*

This appendix shows the full syntax of Event-B and the translation to Java and JML. The Event-B modelling language is composed of five mathematical languages (see Chapter 9 of [4]), namely, *a*) a Propositional Language, *b*) a Predicate Language, *c*) an Equality Language, *d*) a Set-Theoretic Language, and *e*) Boolean and Arithmetic Languages. The following shows the translation of each construct in the Event-B languages to Java and JML.

P and Q are predicates, E and F are expressions, x is a variable, S and T are sets, f and g are relations, Pr is a Pair, and a and b are Integers. The construct `Type(tt)` translates the type of the Event-B variable tt to the corresponding Java type.

A.1 The Propositional Language

Event-B Op.	JML	Java
$\neg P$	<code>!P</code>	same as JML
$P \wedge Q$	<code>P && Q</code>	same as JML
$P \vee Q$	<code>P Q</code>	same as JML
$P \Rightarrow Q$	<code>BOOL.implication(P,Q)</code>	same as JML
$P \Leftrightarrow Q$	<code>BOOL.bi_implication(P,Q)</code>	same as JML

A.2 The Predicate Language

Event-B Op.	JML	Java
$\forall x.P$	<code>(\forall forall Type(x) x ; P)</code>	not supported yet!
$\exists x.P$	<code>(\exists exists Type(x) x ; P)</code>	not supported yet!
$E \mapsto F$	<code>new Pair(E,F)</code>	same as JML
$E = F$	<code>E.equals(F)</code>	same as JML

A.3 The Set-Theoretic Language

Event-B Op.	JML	Java
$E \in F$	<code>F.has(E)</code>	same as JML

A.3.1 Axioms of set theory

Event-B Op.	JML	Java
$E \times F$	<code>BRelation.cross(E, F)</code>	same as JML
$\mathbb{P}(E)$	<code>E.pow()</code>	same as JML
$\{x.P \mid F\}$	<code>new BSet<Type(x)>(new JMLObjectSet Type(e) e (\exists Type(x) x; P; e.equals(E)))</code>	not supported yet!
$E = F$	<code>E.equals(F)</code>	same as JML

A.3.2 Elementary set operators

Event-B Op.	JML	Java
$S \subseteq T$	<code>S.isSubset(T)</code>	same as JML
$S \subset T$	<code>S.isProperSubset(T)</code>	same as JML
$S \cup T$	<code>S.union(T)</code>	same as JML
$S \cap T$	<code>S.intersection(T)</code>	same as JML
$E \setminus T$	<code>S.difference(T)</code>	same as JML
\emptyset	<code>BSet.EMPTY</code>	same as JML

A.3.3 Generalisation of elementary set operators

Event-B Op.	JML	Java
$\text{union}(S)$	<code>BSet.union(S)</code>	same as JML
$\bigcup x.P \mid E$	<code>BSet.union(new BSet<Type(x)>(new JMLObjectSet Type(e) e (\exists Type(x) x; P; e.equals(F))))</code>	not supported yet!
$\text{inter}(S)$	<code>BSet.intersection(S)</code>	same as JML
$\bigcap x.P \mid E$	<code>BSet.intersection(new BSet<Type(x)>(new JMLObjectSet Type(e) e (\exists Type(x) x; P; e.equals(F))))</code>	not supported yet!

A.3.4 Binary relation operators

Event-B Op.	Java	JML
$S \leftrightarrow T$	<code>BRelation<Type (S) , Type (T) ></code>	*
$S \Leftrightarrow T$	<code>BRelation<Type (S) , Type (T) ></code>	*
$S \Leftarrow T$	<code>BRelation<Type (S) , Type (T) ></code>	*
$S \Leftrightarrow T$	<code>BRelation<Type (S) , Type (T) ></code>	*
$dom(f)$	<code>f.domain()</code>	same as Java
$range(f)$	<code>f.range()</code>	same as Java
f^{-1}	<code>f.inverse()</code>	same as Java
$S \triangleleft f$	<code>f.restrictDomainTo(S)</code>	same as Java
$S \triangleright f$	<code>f.restrictRangeTo(S)</code>	same as Java
$S \triangleleft f$	<code>f.domainSubtraction(S)</code>	same as Java
$S \triangleright f$	<code>f.rangeSubtraction(S)</code>	same as Java
$f[x]$	<code>f.image(x)</code>	same as Java
$f ; g$	<code>f.compose(g)</code>	same as Java
$f \circ g$	<code>f.backwardCompose(g)</code>	same as Java
$f \triangleleft g$	<code>f.override(g)</code>	same as Java
$f \otimes g$	<code>f.directProd(g)</code>	same as Java
$f \parallel g$	<code>f.parallel(g)</code>	same as Java

* JML specifications associate to this operator is explained in A.5

A.3.5 Functions operators

Event-B Op.	Java	JML
id	<code>new ID()</code>	same as JML
$S \mapsto T$	<code>BRelation<Type (S) , Type (T) ></code>	*
$S \rightarrow T$	<code>BRelation<Type (S) , Type (T) ></code>	*
$S \mapsto T$	<code>BRelation<Type (S) , Type (T) ></code>	*
$S \mapsto T$	<code>BRelation<Type (S) , Type (T) ></code>	*
$S \mapsto T$	<code>BRelation<Type (S) , Type (T) ></code>	*
$S \mapsto T$	<code>BRelation<Type (S) , Type (T) ></code>	*
$S \mapsto T$	<code>BRelation<Type (S) , Type (T) ></code>	*
$prj_1(Pr)$	<code>Pr.fst()</code>	same as Java
$prj_2(Pr)$	<code>Pr.snd()</code>	same as Java

* JML specifications associate to this operator is explained in A.5

A.4 Boolean and Arithmetic Language

Event-B Op.	JML	Java
BOOL	BOOL	same as JML
TRUE	true	same as JML
FALSE	false	same as JML
\mathbb{Z}	INT	same as JML
\mathbb{N}	NAT	same as JML
$\mathbb{N}1$	NAT1	same as JML
$succ(a)$	$a+1$	same as JML
$pred(a)$	$a-1$	same as JML
0	0	same as JML
1	1	same as JML
...		
$a + b$	$a + b$	same as JML
$a * b$	$a * b$	same as JML
$a ^ b$	<code>Math.pow(a,b)</code>	same as JML

A.4.1 Extension of the arithmetic language

Event-B Op.	JML	Java
$a \leq b$	<code>a.compareTo(b) <= 0</code>	same as JML
$a < b$	<code>a.compareTo(b) < 0</code>	same as JML
$a \geq b$	<code>a.compareTo(b) >= 0</code>	same as JML
$a > b$	<code>a.compareTo(b) > 0</code>	same as JML
$finite(S)$	<code>S.finite()</code>	same as JML
$a .. b$	<code>new Enumerated(a,b)</code>	same as JML
$a - b$	$a - b$	same as JML
a / b	a / b	same as JML
$a \bmod b$	$a \% b$	same as JML
$card(S)$	<code>S.size()</code>	same as JML
$max(S)$	<code>S.max()</code>	same as JML
$min(S)$	<code>S.min()</code>	same as JML

A.5 Some other JML specs

All Event-B functions and relations are translated as instances of `BRelation`. Restrictions made by each kind of function/relation are translated to the JML invariant:

Event-B Op.	JML spec
$f \in S \leftrightarrow T$	<code>f.domain().isSubset(S) && f.range().isSubset(T)</code>
$f \in S \Leftrightarrow T$	<code>f.domain().equals(S) && f.range().isSubset(T)</code>
$f \in S \Leftarrow T$	<code>f.domain().isSubset(S) && f.range().equals(T)</code>
$f \in S \Leftrightarrow T$	<code>f.domain().equals(S) && f.range().equals(T)</code>
$f \in S \rightarrow T$	<code>f.isaFunction() && f.domain().isSubset(S) && f.range().isSubset(T)</code>
$f \in S \rightarrow T$	<code>f.isaFunction() && f.domain().equals(S) && f.range().isSubset(T)</code>
$f \in S \mapsto T$	<code>f.isaFunction() && f.inverse().isaFunction() && f.domain().isSubset(S) && f.range().isSubset(T)</code>
$f \in S \mapsto T$	<code>f.isaFunction() && f.inverse().isaFunction() && f.domain().equals(S) && f.range().isSubset(T)</code>
$f \in S \mapsto T$	<code>f.isaFunction() && f.domain().isSubset(S) && f.range().equals(T)</code>
$f \in S \rightarrow T$	<code>f.isaFunction() && f.domain().equals(S) && f.range().equals(T)</code>
$f \in S \mapsto T$	<code>f.isaFunction() && f.inverse().isaFunction() && f.domain().equals(S) && f.range().equals(T)</code>