

# A nonlinear model for rotationally constrained convection with Ekman pumping

By Keith Julien<sup>1\*</sup>, Jonathan M. Aurnou<sup>2</sup>, Michael A. Calkins<sup>1</sup>,  
Edgar Knobloch<sup>3</sup>, Philippe Marti<sup>1</sup>, Stephan Stellmach<sup>4</sup> and  
Geoffrey M. Vasil<sup>5</sup>

<sup>1</sup>Department of Applied Mathematics, University of Colorado, Boulder, CO 80309, USA

<sup>2</sup>Department of Earth, Planetary and Space Sciences, University of California, Los Angeles, CA 90095, USA

<sup>3</sup>Department of Physics, University of California, Berkeley, CA 94720, USA

<sup>4</sup>Institut für Geophysik, Westfälische Wilhelms Universität Münster, Germany

<sup>5</sup>School of Mathematics and Statistics, University of Sydney, Australia

(Received ?; revised ?; accepted ?. - To be entered by editorial office)

It is a well established result of linear theory that the influence of differing mechanical boundary conditions, i.e., stress-free or no-slip, on the primary instability in rotating convection becomes asymptotically small in the limit of rapid rotation (Chandrasekhar 1961). This is accounted for by the diminishing impact of the viscous stresses exerted within Ekman boundary layers and the associated vertical momentum transport by Ekman pumping (Niiler & Bisschopp 1965; Heard & Veronis 1971). By contrast, in the nonlinear regime recent laboratory experiments and supporting numerical simulations are now providing evidence that the efficiency of heat transport remains strongly influenced by Ekman pumping in the rapidly rotating limit (Stellmach *et al.* 2014; Cheng *et al.* 2015). In this paper, a reduced model is developed for the case of low Rossby number convection in a plane layer geometry with no-slip upper and lower boundaries held at fixed temperatures. A complete description of the dynamics requires the existence of three distinct regions within the fluid layer: a geostrophically balanced interior where fluid motions are predominately aligned with the axis of rotation, Ekman boundary layers immediately adjacent to the bounding plates, and thermal wind layers driven by Ekman pumping in between. The reduced model uses a classical Ekman pumping parameterization to alleviate the need for spatially resolving the Ekman boundary layers. Results are presented for both linear stability theory and a special class of nonlinear solutions described by a single horizontal spatial wavenumber. It is shown that Ekman pumping (which correlates positively with interior convection) allows for significant enhancement in the heat transport relative to that observed in simulations with stress-free boundaries. Without the intermediate thermal wind layer the nonlinear feedback from Ekman pumping would be able to generate a heat transport that diverges to infinity. This layer arrests this blowup resulting in finite heat transport at a significantly enhanced value. With increasing buoyancy forcing the heat transport transitions to a more efficient regime, a transition that is always achieved within the regime of asymptotic validity of the theory, suggesting this behavior may be prevalent in geophysical and astrophysical settings. As the rotation rate increases the slope of the heat transport curve below this transition steepens, a result that is in agreement with observations from laboratory experiments and direct numerical simulations.

\* Email address for correspondence: julien@colorado.edu

## 1. Introduction

Rotating Rayleigh-Bénard convection (RBC), i.e., a rotating horizontal fluid layer heated from below and cooled from above, provides a canonical framework for the study of fluid phenomena influenced by rotation and thermal forcing. It has proven to be an indispensable framework for understanding fluid motions in geophysical and astrophysical systems including planetary atmospheres and interiors (Aurnou *et al.* 2015), rapidly rotating stars (Miesch 2005), and open ocean deep convection (Marshall & Schott 1999). In many of these examples the dominant influence of rotation results in geostrophy where the Coriolis force is balanced by the pressure gradient force. Small departures from this dominant force balance, referred to as quasigeostrophy, are known to be capable of producing turbulent fluid motions characterized by anisotropic eddies elongated along the rotation axis (Sakai 1997). The effect of spatial anisotropy on fluid mixing and global transport properties such as heat and energy transport remains an important and largely unanswered question.

In the context of the Boussinesq approximation for incompressible motions the rotating RBC problem is completely specified via three nondimensional parameters, namely, the Rayleigh number  $Ra$ , the Ekman number  $E$  and the Prandtl number  $\sigma$ , defined by

$$Ra = \frac{g\alpha\Delta TH^3}{\nu\kappa}, \quad E = \frac{\nu}{2\Omega H^2}, \quad \sigma = \frac{\nu}{\kappa}. \quad (1.1)$$

Here  $H$  is the layer depth,  $\Delta T > 0$  is the destabilizing temperature difference,  $\Omega$  is the rotation rate of the system,  $\nu$  is the kinematic viscosity,  $\kappa$  is the thermal diffusivity,  $g$  is the gravitational acceleration and  $\alpha$  is the coefficient of thermal expansion. The Rayleigh number measures the magnitude of the thermal forcing and the Ekman number measures the importance of viscous forces relative to the Coriolis force. The Prandtl number is the ratio of the thermal and viscous diffusion timescales in the system and describes the thermophysical properties of the working fluid. Another dimensionless parameter of importance is the convective Rossby number  $Ro_{cv} = \sqrt{Ra/\sigma E}$  that measures the relative importance of thermal forcing and the Coriolis force. Specifically, rotationally constrained convection is characterized by  $(E, Ro_{cv}) \ll 1$ . Importantly, it is known that rotation imparts rigidity to the fluid in the RBC problem that delays the onset of convection until a critical Rayleigh number  $Ra_c \sim E^{-4/3}$  (Chandrasekhar 1961) is reached with associated  $Ro_{cv} \sim E^{1/3}$ . At onset, motions are columnar with a horizontal scale  $L \sim E^{1/3}H$ . By definition of the convective Rossby number, the rotationally constrained branch is defined as  $E^{1/3} \lesssim Ro_{cv} \ll 1$  and characterized by  $E^{-4/3} \lesssim Ra \ll E^{-5/3}$ , or equivalently,  $1 \lesssim \widetilde{Ra} \ll E^{-1/3}$  where  $\widetilde{Ra} = RaE^{4/3}$  is the reduced Rayleigh number (Julien *et al.* 2012a). The range of permissible  $\widetilde{Ra}$  can thus be vast covering as much as five decades in geophysical and astrophysical settings where  $E = \mathcal{O}(10^{-15})$ . Rich dynamics are observed along this rotationally constrained branch, ranging from coherent laminar to highly turbulent states (Sprague *et al.* 2006; Julien *et al.* 2012b; Rubio *et al.* 2014).

The efficiency of heat transport, as measured by the nondimensional Nusselt number  $Nu = qH/\rho_0c_p\kappa\Delta T$ , is perhaps the most common result reported in the literature given that the functional dependence  $Nu = f(Ra, E, \sigma)$  is tied to the underlying dynamics. Here  $q$  is the heat flux and  $\rho_0c_p$  is the volumetric heat capacity. Attempts have been made to characterize the rotationally constrained regime by a heat transport scaling

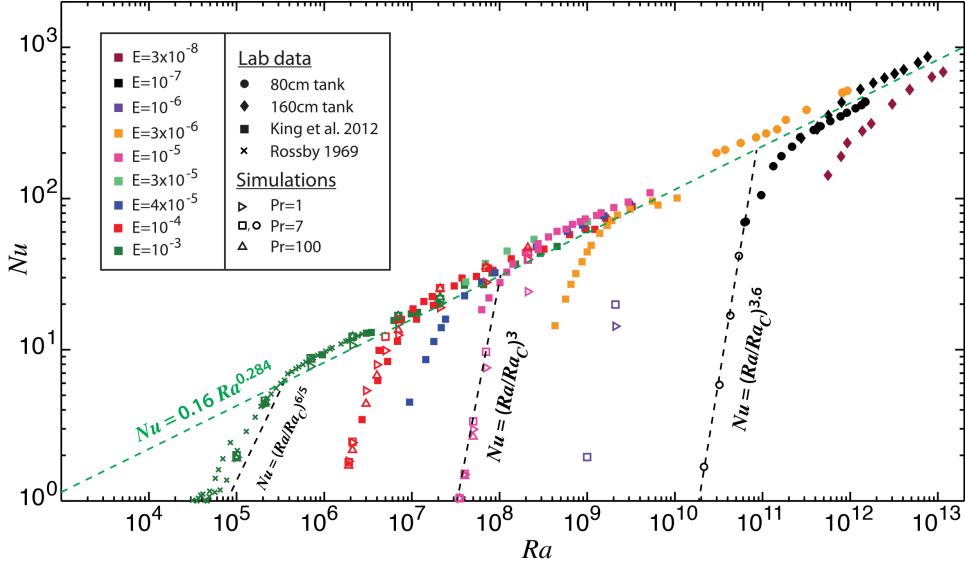


Figure 1: Laboratory ( $\sigma \approx 7$ ) and DNS ( $\sigma = 7$ ) rotating convection heat transfer data (adapted from Cheng *et al.* (2015), Rossby (1969) and King *et al.* (2012)). The best-fitting heat transfer trend of  $Nu \propto (Ra/Ra_c)^{3.6}$  is plotted for  $E = 10^{-7}$ . For comparison,  $Nu \propto (Ra/Ra_c)^3$  (King *et al.* 2012) is plotted for  $E = 10^{-5}$  and  $Nu \propto (Ra/Ra_c)^{6/5}$  (King *et al.* 2009, 2010) for  $E = 10^{-3}$ . Note that with each study at lower  $E$ , the scaling exponent becomes larger. This implies that the behavior of rotating convection has not reached an asymptotic regime in the currently accessible range of  $Nu$ ,  $Ra$  and  $E$ .

law of the form  $Nu \propto (Ra/Ra_c)^{\beta_{rot}}$  with  $\beta_{rot} > 1$  (Rossby 1969; Liu & Ecke 1997; King *et al.* 2009; Ecke & Niemela 2014). At fixed  $E \ll 1$ , combined investigations of laboratory experiments and DNS with no-slip boundaries have reported  $\beta_{rot}^{NS}$  values in the range  $6/5 < \beta_{rot}^{NS} < 3.6$  with a trend towards the upper bound occurring at the lowest Ekman number  $E = 10^{-7}$  (Figure 1) (Cheng *et al.* 2015). At sufficiently large  $Ra$  a transition to the weakly rotating or non-rotating regime occurs, characterized by  $Nu \propto (Ra/Ra_c)^{\beta_{norot}}$ , where  $\beta_{norot} \in (2/7, 1/3)$  (see Figure 1). Comparative studies in the presence of stress-free boundaries using direct numerical simulations (DNS) have reported similar findings to those seen in Figure 1 but with substantially smaller exponents  $\beta_{rot}^{SF} \in (3/2, 11/5)$  at  $E = 10^{-7}$  (King *et al.* 2009; Stellmach *et al.* 2014). Irrespective of the boundary conditions, King *et al.* (2009) have established that the transition to the nonrotating scaling law occurs at smaller and smaller  $Ro_{cv}$  as the rotation rate increases, i.e.,  $\lim_{E \rightarrow 0} Ro_{cv}^{trans} \sim E^\gamma \rightarrow 0$  where  $\gamma > 0$ . This result is attributed to the loss of geostrophic balance in the thermal boundary layer where the local Rossby number reaches unity while the Rossby number in the bulk remains small (Julien *et al.* 2012a).

The difference in the heat transport scaling exponents  $\beta_{rot}^{NS}$  and  $\beta_{rot}^{SF}$  has been associated with Ekman pumping (Stellmach *et al.* 2014) – the vertical momentum transport that results from the transition from an interior geostrophic balance to a dominant boundary layer force balance between the Coriolis and viscous force in the presence of no-slip boundaries. In the linear regime, Ekman pumping promotes the destabilization of the fluid layer, an effect quantified by the positive difference  $Ra_{SF} - Ra_{NS} = \mathcal{O}(E^{1/6})$  in the critical Rayleigh numbers (Niiler & Bisschopp 1965; Heard & Veronis 1971). This difference is asymptotically small in the limit  $E \rightarrow 0$  indicating that differing mechanical boundaries become asymptotically indistinguishable. By contrast, laboratory experiments and

supporting DNS indicate that the discrepancy due to pumping in the fully nonlinear regime appears to remain finite as  $E \rightarrow 0$  (Stellmach *et al.* 2014; Cheng *et al.* 2015). Unfortunately, surveying the high  $Ra$ -low ( $Ro_{cv}, E$ ) regime remains a prohibitive challenge for both laboratory experiments and DNS. Laboratory experiments are constrained by their inability to access the rotationally constrained branch at sufficiently low ( $Ro_{cv}, E$ ) owing to the decreasing accuracy of global heat transport measurements resulting from unknown heat leaks (King *et al.* 2009; Ecke & Niemela 2014). DNS studies are restricted by spatiotemporal resolution constraints imposed by the presence of  $\mathcal{O}(E^{1/2}H)$  Ekman boundary layers and fast inertial waves propagating on an  $\mathcal{O}(\Omega^{-1})$  timescale (Nieves *et al.* 2014; Stellmach *et al.* 2014).

Although an impediment to DNS, the stiff character of the governing fluid equations in the limit ( $Ro_{cv}, E$ )  $\rightarrow 0$  provides a possible path forward for simplifying, or reducing, the governing equations. Indeed, a system of reduced NonHydrostatic Quasigeostrophic Equations (NH-QGE) appropriate for rotating RBC in the presence of stress-free boundaries have been successfully derived and utilized by Julien and collaborators (Julien *et al.* 1998; Sprague *et al.* 2006; Julien *et al.* 2006; Julien & Knobloch 2007; Grooms *et al.* 2010; Julien *et al.* 2012*a,b*; Rubio *et al.* 2014; Nieves *et al.* 2014). The NH-QGE, which filter fast inertial waves while retaining inertial waves propagating on slow advective timescales, enable parameter space explorations in the high  $Ra$ -low  $Ro_{cv}$  limit. The NH-QGE have been used to identify various flow regimes and heat transfer scaling behavior as a function of  $Ra$ , thus providing a valuable roadmap for both DNS and laboratory experiments. Importantly, comparisons with DNS for stress-free boundaries (Stellmach *et al.* 2014) have established good quantitative agreement in both heat transport and flow morphology at  $E = 10^{-7}$ . For  $E \ll 10^{-7}$  and large  $Ra$  this approach has established an ultimate exponent  $\beta_{rot}^{SF} = 3/2$ , a result that corresponds to a dissipation-free scaling law in the rotationally constrained turbulence regime (Julien *et al.* 2012*a,b*).

In the present work we extend the asymptotic theory resulting in the NH-QGE to the case of no-slip boundary conditions in which Ekman boundary layers are present. This is the situation pertinent to the laboratory and of relevance to geophysical scenarios such as convection in the Earth’s liquid iron outer core which is bounded from below by the solid iron inner core and above by a rocky mantle. In agreement with the linear investigation of Heard & Veronis (1971), our nonlinear analysis shows that the presence of no-slip boundaries requires the existence of three distinct regions each characterized by a different dominant physical balance: and hereafter denoted as the outer (*o*), middle (*m*) and inner (*i*) regions (see Figure 2).

The outer region (*o*) corresponds to the fluid interior (i.e., the bulk region of depth  $\mathcal{O}(H)$ ). Within this region fluid motions are horizontally non-divergent and in pointwise geostrophic balance. The dynamics are asymptotically described by the NH-QGE investigated by Julien & collaborators (1998, 2006, 2007, 2012*a,b*, 2014). Similar to the classical quasigeostrophic equations (Charney 1948, 1971; Eady 1949; Pedlosky 1987; Vallis 2006) toroidal or vortical fluid motions aligned with the axis of rotation are forced solely by the vortex stretching associated with the linear Coriolis force. The NH-QGE differ from the classical quasigeostrophic equations in that vertical motions required by vortex stretching are now comparable in magnitude to horizontal motions and thus the nonhydrostatic inertial acceleration force must be retained in the vertical momentum balance. This results in a dynamic, as opposed to a diagnostic, evolution of the vertical velocity field. In the presence of stress-free boundaries the NH-QGE are sufficient to completely describe all the ‘*slow*’ dynamics occurring within the fluid layer.

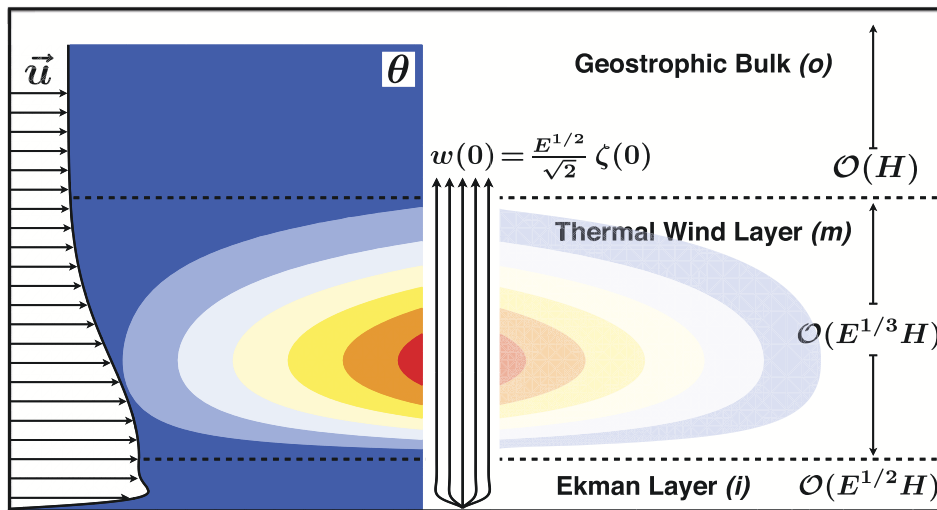


Figure 2: A schematic diagram of the boundary layer structure for the enhanced-thermal-transport regime of rapidly rotating convection. Three distinct layers characterise the dynamics. The outer layer ( $o$ ) is geostrophically balanced with dynamically significant flows and thermal perturbations. The middle layer ( $m$ ) contains the largest thermal perturbations,  $\theta$ , of the entire system. The horizontal flow,  $\mathbf{u}_\perp$ , responds with a thermal wind driven shear. The inner layer ( $i$ ) produces a frictional response that causes the flow to vanish at the physical bottom boundary. This layer contains no significant thermal perturbations. The Ekman response produces a vertical momentum flux out of the inner and middle layers and into the bulk fluid. The details of the dynamical pathway ensures that the Ekman flux correlates with the largest bulk vertical flows, thermal anomalies, and vorticity. This correlation is the means by which no-slip boundary layers can so significantly enhance the heat flux through the entire system.

The inner ( $i$ ) regions are the  $\mathcal{O}(E^{1/2}H)$  Ekman boundary layers immediately adjacent to the horizontal boundaries. These layers are required to attenuate the interior geostrophic velocity fields to zero. Within them, the geostrophic balance of the interior is relaxed and as a consequence fluid motions become horizontally divergent with cross-isobaric flow. Mass conservation requires that vertical motions are induced, a process referred to as Ekman pumping. The dynamics within the Ekman layers are described by a classical set of reduced linear equations (Greenspan 1969), where as a consequence of the  $L/H = \mathcal{O}(E^{1/3})$  spatial anisotropy and the vortical magnitude  $\zeta^*$  observed in rotating RBC (Chandrasekhar 1961), vertical pumping velocities of magnitude  $w_E^* = \mathcal{O}(E^{1/2}\zeta^*H) = \mathcal{O}(E^{1/6}\zeta^*L)$  are found (Niiler & Bisshopp 1965; Heard & Veronis 1971). As done in large-scale oceanic and atmospheric applications, this linear property of the dynamics can be successfully utilized and the effects of this layer on the fluid interior can be parameterized by the application of simple pumping boundary conditions (Pedlosky 1987). This parameterized approach has been applied successfully in numerous previous works ranging from the investigation of Stewartson layer instabilities (Schaeffer & Cardin 2005), spherical convection (Aubert *et al.* 2003; Calkins *et al.* 2012), rotating RBC (Stellmach *et al.* 2014), and is also employed in the present work.

As shown by Heard & Veronis (1971) Ekman pumping induces thermal fluctuations that cannot be regulated within the Ekman boundary layer to satisfy the thermal boundary conditions. Middle layers ( $m$ ) of depth  $\mathcal{O}(E^{1/3}H)$  arise that separate the Ekman boundary layers from the geostrophically balanced fluid interior. Importantly, the requirement

that thermal fluctuations vanish at the fixed temperature bounding plates necessitates the introduction of vertical diffusion for temperature fluctuations. This is an insignificant process in the interior in the rapidly rotating limit (Sprague *et al.* 2006; Julien *et al.* 2012*a*). However, as shown in this paper, the middle region is characterized by a thermal wind balance, i.e., a geostrophic and hydrostatic diagnostic balance, and the dynamics of this region evolve according to an advection-diffusion equation for the temperature fluctuations forced by Ekman pumping. Specifically, the magnitude of the vertical advection of the mean temperature field within the middle layers increases with Rayleigh number until it becomes a dominant source of buoyancy production that is comparable to that produced in the geostrophic interior. This enhancement is due to the intensification of vortical motions, and hence vertical transport, in the vicinity of the boundaries. Convective fluxes driven by Ekman transport are also comparable to that produced in the geostrophic interior. Therefore,  $\mathcal{O}(1)$  changes to the heat transport are to be expected, as observed in laboratory experiments and simulations (Stellmach *et al.* 2014; Cheng *et al.* 2015).

We show that the asymptotic results for the different regions may be combined into a single composite system of reduced equations, which we refer to as the CNH-QGE (Composite NonHydrostatic QuasiGeostrophic Equations). On the rotationally constrained branch of RBC, the CNH-QGE are valid in the interval  $\mathcal{O}(1) \lesssim \widetilde{Ra} \lesssim \mathcal{O}(E^{-1/3})$ . The linear stability properties of these equations are shown to be consistent with earlier work (Niiler & Bisschopp 1965; Heard & Veronis 1971). Moreover, comparisons with the NH-QGE for single-mode (or single horizontal wavenumber) solutions show that significant departures in heat transport occur in the interval  $\mathcal{O}(E^{-1/9}) \lesssim \widetilde{Ra} \lesssim \mathcal{O}(E^{-1/3})$ .

The remainder of the paper is organized as follows. In section 2, we present the formulation of the rotating RBC problem in terms of the incompressible Navier-Stokes equations. In section 3, we present the asymptotic development in the presence of no-slip bounding plates using the ‘Method of Composite Expansions’ (see section 4.2, Nayfeh (2008)). In particular, the Ekman and thermal wind boundary layers are identified and analyzed. The significance of Ekman pumping is also deduced by determining the Rayleigh number threshold at which the resulting vertical pumping velocity induces order one changes in the heat transport. It is also established that such a transition always occurs on the rotationally constrained branch of RBC. In section 4, we present the composite reduced model, i.e., the CNH-QGE where the dynamics of each layer are combined into a unified description (see Equations (4.13)-(4.14)). Results from the model are presented in section 5, and establish that this unified model captures the physics associated with no-slip boundary conditions observed in laboratory experiments and DNS. Concluding remarks are given in section 6.

## 2. Governing Equations

We consider thermally driven fluid flows that are characterized by the dimensional scales of length  $[L]$ , velocity  $[U]$ , time  $[L/U]$ , pressure  $[P]$  and destabilizing temperature jump  $[\Delta T]$ . Assuming a Cartesian coordinate system  $\mathbf{x} = (x, y, z)$ , we adopt the Rayleigh-Bénard configuration of a plane-parallel geometry rotating about the  $z$ -axis with constant angular velocity  $\Omega$  in the presence of constant gravity  $\mathbf{g} = -g\hat{\mathbf{z}}$ . The nondimensional equations of motion are given by the Boussinesq equations

$$D_t \mathbf{u} + \frac{1}{Ro} \hat{\mathbf{z}} \times \mathbf{u} = -Eu \nabla p + \Gamma \theta \hat{\mathbf{z}} + \frac{1}{Re} \nabla^2 \mathbf{u}, \quad (2.1)$$

$$D_t \theta = \frac{1}{Pe} \nabla^2 \theta, \quad (2.2)$$

$$\nabla \cdot \mathbf{u} = 0 \quad (2.3)$$

for the velocity field  $\mathbf{u} \equiv (u, v, w)$ , temperature  $\theta$  and the pressure  $p$ , where the material derivative  $D_t \equiv \partial_t + \mathbf{u} \cdot \nabla$ . The nondimensional parameters that appear are defined as

$$Ro = \frac{U}{2\Omega L}, \quad Eu = \frac{P}{\rho_o U^2}, \quad \Gamma = \frac{g\alpha\Delta TL}{U^2}, \quad Re = \frac{UL}{\nu}, \quad Pe = \frac{UL}{\kappa}, \quad (2.4)$$

respectively denoting the Rossby, Euler, buoyancy, Reynolds and Péclet numbers. In the present work we are interested in the rotationally constrained regime characterized by  $Ro \ll 1$  and aspect ratio  $A \equiv H/L = Ro^{-1} \gg 1$  for columnar structures of depth  $H$  (Julien *et al.* 1998, 2006; Sprague *et al.* 2006; Julien *et al.* 2012b).

For fluid motions in a statistically stationary state, the nondimensional vertical heat transport, i.e., the Nusselt number  $Nu$ , is given by

$$Nu = \frac{H}{L} \left( -\partial_z \bar{\theta}^{A,\mathcal{T}} + Pe \overline{w\theta}^{A,\mathcal{T}} \right) \quad (2.5)$$

obtained upon averaging equation (2.2) over time and the horizontal  $(x, y)$  cross-section. Here  $\bar{f}^{A,\mathcal{T}} = \lim_{\mathcal{T} \rightarrow \infty} \frac{1}{A\mathcal{T}} \int_{A,\mathcal{T}} f dx dy dt$ , where  $A$  is the horizontal cross-sectional area. This result indicates that the heat flux  $Nu$  through the layer is constant at every vertical level.

### 3. Asymptotic Development

It is well established that in the geophysically and astrophysically relevant regimes  $Ro \ll 1$  the presence of fast inertial waves, propagating on  $\mathcal{O}(Ro^{-1})$  timescales, poses a severe restriction on DNS. \* The evolution of turbulent eddies is insensitive to these waves which can be filtered from the governing equations by asymptotic reduction methods in much the same manner as done in atmospheric and oceanic sciences for stably-stratified layers. Indeed, Julien and collaborators (Julien *et al.* 2006; Sprague *et al.* 2006; Julien & Knobloch 2007) have established that an asymptotic reduction of the governing equations (2.1)-(2.3) can be deduced upon using  $Ro \equiv \epsilon$  as a small parameter and introducing the distinguished limits

$$A = \epsilon^{-1}, \quad Eu = \epsilon^{-2}, \quad \Gamma = \mathcal{O}(\epsilon^{-1}), \quad Re = Pe = \mathcal{O}(1). \quad (3.1)$$

For the appropriate choice of the horizontal diffusive velocity scale,  $U = \nu/L$ , it follows that

$$E = \epsilon^3, \quad \Gamma = \frac{Ra}{\sigma} \epsilon^3, \quad Re = 1, \quad Pe = \sigma, \quad (3.2)$$

such that  $\Gamma = \tilde{\Gamma} \epsilon^{-1}$ . Here  $\sigma \tilde{\Gamma} = Ra \epsilon^4 = \mathcal{O}(1)$  corresponds to the reduced Rayleigh number  $\tilde{Ra} = \sigma \tilde{\Gamma}$  involving the Prandtl number  $\sigma$ .

\*The discretized equations resulting from the Boussinesq equations will, in general, be coupled through the Coriolis force  $Ro^{-1} \hat{\mathbf{z}} \times \mathbf{u}$ . This coupling is routinely eliminated by an explicit treatment in many timestepping algorithms, i.e., by its relegation and evaluation at previous steps. This favorable numerical situation occurs at the expense of imposing severe timestepping restrictions. Implicit treatment circumvents this issue. However, prohibitive timestepping restrictions persist owing to the Ekman-dependent CFL time constraint associated with advective nonlinearities.

In accord with Figure 2, we anticipate the existence of three distinct regions: the bulk and middle regions, and the Ekman layers, each with their respective nondimensional depths  $\mathcal{O}(\epsilon^{-1})$ ,  $\mathcal{O}(1)$  and  $\mathcal{O}(\epsilon^{1/2})$ . We therefore employ a multiple scales expansion in the vertical direction and time,

$$\partial_z \rightarrow \epsilon^{-1/2} \partial_\mu + \partial_z + \epsilon \partial_Z, \quad \partial_t \rightarrow \partial_t + \epsilon^2 \partial_\tau, \quad (3.3)$$

where the slow vertical coordinate of the bulk is defined by  $Z = \epsilon z$ , the fast coordinate of the Ekman layer defined by  $\mu = \epsilon^{-1/2} z$ , and the slow time by  $\tau = \epsilon^2 t$ . We find that this setup necessitates the decomposition of the fluid variables into mean (horizontally averaged) and fluctuating (horizontally varying) components, respectively denoted by overbars and primes, e.g.,

$$\mathbf{u} = \bar{\mathbf{u}} + \mathbf{u}', \quad \bar{\mathbf{u}} = \frac{1}{\mathcal{A}} \int_{\mathcal{A}} \mathbf{u} dx dy, \quad \bar{\mathbf{u}'} = 0. \quad (3.4)$$

Averaging over the fast time  $t$  is also required,

$$\bar{\mathbf{u}}^\mathcal{T} = \lim_{\mathcal{T} \rightarrow \infty} \frac{1}{\mathcal{T}} \int_{\mathcal{T}} \mathbf{u} dt. \quad (3.5)$$

We note *a posteriori* that, unlike derivations of the reduced dynamics in the presence of stress-free boundaries (Sprague *et al.* 2006), the consideration of no-slip boundaries and Ekman layers requires the separation of spatial and time-averaging operations as performed here.

To proceed, all fluid variables are decomposed into outer ( $o$ ), middle ( $m, \pm$ ) and inner ( $i, \pm$ ) components representing the fluid bulk, middle regions, and Ekman layers. For example,

$$\begin{aligned} \mathbf{u} = & \mathbf{U}^{(o)}(x, y, Z, t, \tau) + \mathbf{U}^{(m,-)}(x, y, z, t, \tau) + \mathbf{U}^{(m,+)}(x, y, z, t, \tau) \\ & + \mathbf{U}^{(i,-)}(x, y, \mu, t, \tau) + \mathbf{U}^{(i,+)}(x, y, \mu, t, \tau). \end{aligned} \quad (3.6)$$

Here, capitalizations are used to identify the individual contributions of the fluid variables to each region and the notation  $\pm$  denotes the upper and lower boundaries, respectively. The boundary layer coordinates  $\mu, z$  are assumed to increase away from the physical boundaries at  $Z = 0, 1$ . Each region of the fluid layer may be accessed by the following actions for the outer, middle, and inner limits

$$\lim(\mathbf{u})^o \equiv \lim_{\substack{\mu \rightarrow \infty \\ z \rightarrow \infty}} (\mathbf{u}) = \mathbf{U}^{(o)} \quad (3.7)$$

$$\Rightarrow \lim(\mathbf{U}^{(o)})^o = \mathbf{U}^{(o)}, \quad \lim(\mathbf{U}^{(m)}, \mathbf{U}^{(i)})^o = 0,$$

$$\lim(\mathbf{u})^m \equiv \lim_{\substack{\mu \rightarrow \infty \\ Z \rightarrow 0}} (\mathbf{u}) = \mathbf{U}^{(o)}(0) + \mathbf{U}^{(m)} \quad (3.8)$$

$$\Rightarrow \lim(\mathbf{U}^{(o)})^m = \mathbf{U}^{(o)}(0), \quad \lim(\mathbf{U}^{(m)})^m = \mathbf{U}^{(m)}, \quad \lim(\mathbf{U}^{(i)})^m = 0,$$

$$\lim(\mathbf{u})^i \equiv \lim_{\substack{z \rightarrow 0 \\ Z \rightarrow 0}} (\mathbf{u}) = \mathbf{U}^{(o)}(0) + \mathbf{U}^{(m)}(0) + \mathbf{U}^{(i)} \quad (3.9)$$

$$\Rightarrow \lim(\mathbf{U}^{(o)} + \mathbf{U}^{(m)})^i = \mathbf{U}^{(o)}(0) + \mathbf{U}^{(m)}(0), \quad \lim(\mathbf{U}^{(i)})^i = \mathbf{U}^{(i)}.$$

Similar expressions hold for the upper inner and middle layers located at  $Z = 1$  upon replacing (0) with (1). By definition, the middle variables are identically zero in the outer region, while the inner variables are identically zero in both the middle and outer regions. Contributions to regions ( $i$ ) or ( $m$ ) involving outer variables, indicated in (3.8a) and (3.9a), are obtained by Taylor-expanding and then taking the appropriate limit. Hereinafter, for notational convenience, contractions  $(m, \pm) \rightarrow (m)$  and  $(i, \pm) \rightarrow (i)$  are



used when referring to both upper and lower regions. Furthermore, contractions such as (0) omit reference to the dependence on other variables (i.e.,  $x, y, t, \tau$ ) and refer to the vertical coordinate.

Asymptotic series in powers of  $\epsilon$  are now introduced for all fluid variables and substituted into the governing equations (2.1)-(2.3). An order by order analysis is then performed. The asymptotic procedure using decompositions of the form (3.6) with (3.7)-(3.9) is referred to as the ‘Method of Composite Expansions’ (see section 4.2, Nayfeh (2008)). Specifically, rather than using the ‘Method of Matched Asymptotic Expansions’ – i.e., first determining the inner and outer expansions analytically, matching them, and then forming the composite expansion (Van Dyke 1975) – here variables of the form (3.6) are automatically valid everywhere provided they satisfy the physical boundary conditions at the bounding plates.

### 3.1. The Outer Region: Nonhydrostatic Quasigeostrophic Equations

Within the fluid interior, inner ( $i$ ) and middle ( $m$ ) variables are identically zero. We introduce expansions in powers of  $\epsilon$  of the form

$$\mathbf{u}^{(o)} = \lim(\mathbf{u})^o = \mathbf{U}_0^{(o)} + \epsilon \mathbf{U}_1^{(o)} + \epsilon^2 \mathbf{U}_2^{(o)} + \dots, \quad (3.10)$$

where  $Ro \equiv \epsilon$  (Sprague *et al.* 2006; Julien *et al.* 2006; Julien & Knobloch 2007). The leading order mean component satisfies the motionless hydrostatic balance

$$\bar{\mathbf{U}}_0^{(o)} = 0, \quad \partial_z \bar{P}_0^{(o)} = \frac{\widetilde{Ra}}{\sigma} \bar{\Theta}_0^{(o)}, \quad (3.11)$$

together with  $P_0^{(o)} = \Theta_0^{(o)} = 0$ . The leading order convective dynamics are found to be incompressible and geostrophically balanced, i.e.,

$$\begin{aligned} \hat{\mathbf{z}} \times \mathbf{U}_0^{(o)} + \nabla P_1^{(o)} &= 0, \\ \nabla \cdot \mathbf{U}_0^{(o)} &= 0, \end{aligned} \quad \text{or} \quad \mathcal{L}_{geo} \begin{pmatrix} \mathbf{U}_0^{(o)} \\ P_1^{(o)} \end{pmatrix} = \mathbf{0}, \quad (3.12)$$

where  $\mathcal{L}_{geo}$  denotes the geostrophic operator. By definition, all outer variables are independent of  $z$  and so  $\nabla = \nabla_\perp \equiv (\partial_x, \partial_y, 0)$ .\* The diagnostic balance given by (3.12) is solved by

$$\mathbf{U}_0^{(o)} = \nabla^\perp \Psi_0^{(o)} + W_0^{(o)} \hat{\mathbf{z}}, \quad P_1^{(o)} = \Psi_0^{(o)}, \quad (3.13)$$

for the streamfunction  $\Psi_0^{(o)}(x, y, Z, t, \tau)$  and vertical velocity  $W_0^{(o)}(x, y, Z, t, \tau)$ . Here we adopt the definition  $\nabla^\perp \Psi_0^{(o)} \equiv -\nabla_\perp \times \Psi_0^{(o)} \hat{\mathbf{z}}$  with  $\nabla^\perp = (-\partial_y, \partial_x, 0)$ , so that the pressure is now identified as the geostrophic streamfunction. It follows that leading order motions are horizontally nondivergent with  $\nabla_\perp \cdot \mathbf{U}_{0\perp}^{(o)} = 0$ . Three-dimensional incompressibility is captured at the next order,  $\mathcal{O}(\epsilon)$ , where

$$\nabla_\perp \cdot \mathbf{U}_{1\perp}^{(o)} + \partial_z W_0^{(o)} = 0. \quad (3.14)$$

This results in the production of subdominant ageostrophic motions  $\mathbf{U}_{1\perp}^{(o)}$  driven by vertical gradients in  $W_0$ . The prognostic evolution of these variables is obtained from

\* If the small-scale  $z$  dependence were retained, geostrophy would automatically imply the Proudman-Taylor (PT) constraint  $\partial_z (\mathbf{U}_0^{(o)}, P_1^{(o)}) \equiv 0$  on the small vertical scale  $z$  (Proudman 1916; Taylor 1923).

balances at next order,

$$\begin{aligned} \mathcal{L}_{geo} \begin{pmatrix} \mathbf{U}'^{(o)} \\ P_2'^{(o)} \end{pmatrix} &= \mathbf{RHS} \\ &\equiv \begin{pmatrix} -D_{0t}^\perp \mathbf{U}'_0^{(o)} - \partial_Z P_1 \hat{\mathbf{z}} + \frac{\widetilde{Ra}}{\sigma} \Theta_1^{(o)} \hat{\mathbf{z}} + \nabla_\perp^2 \mathbf{U}'_0^{(o)} \\ -\partial_Z W_0^\sigma \end{pmatrix}, \end{aligned} \quad (3.15)$$

obtained by projecting  $\mathbf{RHS}$  onto the null space of  $\mathcal{L}_{geo}$  (Sprague *et al.* 2006; Calkins *et al.* 2013). This amounts to performing the projections  $\hat{\mathbf{z}} \cdot$  and  $\nabla_\perp^\perp \cdot$  on (3.15). On noting that  $D_{0t}^\perp \equiv \partial_t + \mathbf{U}'_{0\perp} \cdot \nabla_\perp$  this procedure results in asymptotically reduced equations for the vertical vorticity  $\zeta_0^{(o)} = \nabla_\perp^2 \Psi_0^{(o)}$ , vertical velocity  $W_0^{(o)}$ , and thermal anomaly  $\Theta_1^{(o)}$ :

$$D_{0t}^\perp \zeta_0^{(o)} - \partial_Z W_0^{(o)} = \nabla_\perp^2 \zeta_0^{(o)}, \quad (3.16)$$

$$D_{0t}^\perp W_0^{(o)} + \partial_Z \Psi_0^{(o)} = \frac{\widetilde{Ra}}{\sigma} \Theta_1^{(o)} + \nabla_\perp^2 W_0^{(o)}, \quad (3.17)$$

$$D_{0t}^\perp \Theta_1^{(o)} + W_0^{(o)} \partial_Z \bar{\Theta}_0^{(o)} = \frac{1}{\sigma} \nabla_\perp^2 \Theta_1^{(o)}. \quad (3.18)$$

The evolution of the mean temperature field  $\bar{\Theta}_0^{(o)}$  is deduced at  $\mathcal{O}(\epsilon^2)$  upon averaging over the fast scales  $x, y, z, t$ :

$$\partial_\tau \bar{\Theta}_0^{(o)} + \partial_Z \left( \overline{W_0^{(o)} \Theta_1^{(o)}}^T \right) = \frac{1}{\sigma} \partial_{ZZ} \bar{\Theta}_0^{(o)}. \quad (3.19)$$

In a statistically stationary state, it follows that

$$Nu = \sigma \left( \overline{W_0^{(o)} \Theta_1^{(o)}}^T \right) - \partial_Z \bar{\Theta}_0^{(o)}. \quad (3.20)$$

Equations (3.16)-(3.18), (3.11) and (3.19) constitute the asymptotically reduced system referred to as the NonHydrostatic QuasiGeostrophic Equations (NH-QGE). A notable feature in the NH-QGE is the absence of (higher order) vertical advection. This is a hallmark characteristic of quasigeostrophic theory. Equation (3.16) states that vertical vorticity, or toroidal motions, are affected by horizontal advection, vortex stretching arising from the linear Coriolis force, and horizontal diffusion, while equation (3.17) shows that vertical motions are affected by horizontal advection, unbalanced pressure gradient, horizontal diffusion and buoyancy. The buoyancy forces are captured by the fluctuating and mean temperature equations (3.18, 3.19).

The system (3.16)-(3.19) is accompanied by impenetrable boundary conditions

$$W_0^{(o)}(0) = W_0^{(o)}(1) = 0, \quad (3.21)$$

together with thermal conditions, hereafter taken to be the fixed temperature conditions

$$\bar{\Theta}_0^{(o)}(0) = 1, \quad \bar{\Theta}_0^{(o)}(1) = 0. \quad (3.22)$$

In the presence of impenetrable boundaries, the boundary limits  $Z \rightarrow 0$  or  $Z \rightarrow 1$  of equation (3.18) for the temperature fluctuations  $\Theta_1^{(o)}$  reduce to the advection-diffusion equation

$$D_{0t}^\perp \Theta_1^{(o)} = \frac{1}{\sigma} \nabla_\perp^2 \Theta_1^{(o)}. \quad (3.23)$$

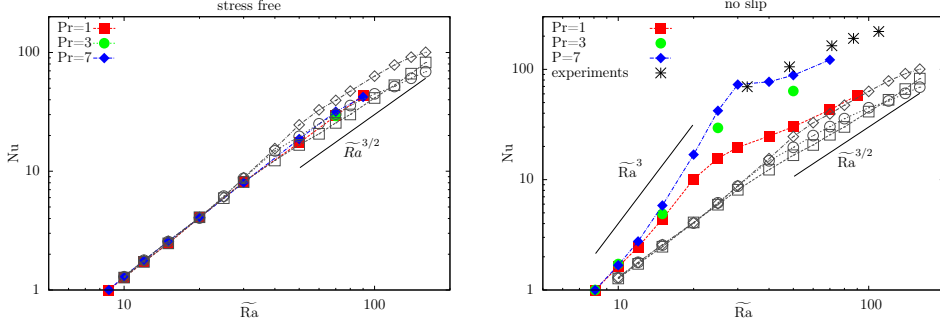


Figure 3: Comparison of the Nusselt number  $Nu$  as a function of the reduced Rayleigh number  $\widetilde{Ra} = RaE^{4/3}$  for NH-QGE and DNS with (a) stress-free and (b) no-slip boundary conditions. The filled symbols illustrate DNS data obtained at  $E = 10^{-7}$  while open symbols are from the reduced NH-QGE. Data courtesy of Julien *et al.* (2012b) and Stellmach *et al.* (2014).

The horizontally-averaged variance  $\overline{\Theta_1^{(o)2}}$  for such an equation evolves according to

$$\partial_t \overline{\Theta_1^{(o)2}} = -\frac{1}{\sigma} \overline{|\nabla_{\perp} \Theta_1^{(o)}|^2}. \quad (3.24)$$

Therefore  $\overline{\Theta_1^{(o)2}}$  decreases monotonically to zero in time implying the implicit thermal boundary condition  $\Theta_1^{(o)}(0) = \Theta_1^{(o)}(1) = 0$ . Together with the impenetrability condition (3.21), the vertical momentum equation (3.17) implies that motions along the horizontal boundaries are implicitly stress-free with

$$\partial_Z \Psi_0^{(o)}(0) = \partial_Z \Psi_0^{(o)}(1) = 0. \quad (3.25)$$

If rapidly rotating RBC in the presence of stress-free boundary conditions is the primary objective, a well-posed closed system is obtained from (3.16)-(3.18), (3.11) and (3.19) together with impenetrable boundary conditions (3.21) and fixed mean temperature boundary conditions (3.22).

### 3.1.1. Validity of the NH-QGE

In the presence of stress-free boundary conditions the NH-QGE remain valid throughout the entire flow domain provided geostrophy, Eq. (3.12), holds. This remains so provided the local Rossby number  $Ro_l \ll 1$ . Given  $\mathbf{U}_0^* = \mathbf{U}_0^{(o)} \nu / L$ , one finds\*

$$Ro_l = \frac{|\mathbf{U}_0^*|}{2\Omega L} = |\mathbf{U}_0^{(o)}| E \left(\frac{H}{L}\right)^2 = |\mathbf{U}_0^{(o)}| E^{1/3} \Rightarrow |\mathbf{U}_0^{(o)}| \sim |\zeta_0^{(o)}| = o(\epsilon^{-1}). \quad (3.26)$$

In a detailed investigation of the NH-QGE, Julien *et al.* (2012a) have shown that this criterion is violated at the transitional value

$$\widetilde{Ra}_{tr} = \mathcal{O}(\epsilon^{-4/5}), \quad Ro_{tr} = \mathcal{O}(\epsilon^{3/5}) \quad \text{as } \epsilon \rightarrow 0. \quad (3.27)$$

In this regime the thermal boundary layers experience a loss of geostrophic balance. This provides an upper bound for comparisons of NH-QGE with DNS with stress-free

\*The Landau notation little- $o$  denotes a function that is of lower order of magnitude than a given function, that is, the function  $o(\epsilon^{-1})$  is of a lower order than the function  $\epsilon^{-1}$ .




Figure 4: Comparisons between laboratory experiments, DNS and NH-QGE of flow morphologies of rotationally constrained Rayleigh-Bénard convection. As  $\bar{Ra}$  increases the flow transitions between cellular, convective Taylor columns, plumes and geostrophic turbulence regimes.

boundary conditions. Indeed, as illustrated in Figure 3(a) for  $E = 10^{-7}$ , within the regime of validity,  $\bar{Ra} \lesssim 70$ , good quantitative agreement in the heat transport measurements is observed (Stellmach *et al.* 2014). Simulations (Julien *et al.* 2012b; Nieves *et al.* 2014) of the NH-QGE prior to this transition have revealed four different flow morphologies

subsequently confirmed by both DNS (Stellmach *et al.* 2014) and laboratory experiments (Cheng *et al.* 2015) as  $\widetilde{Ra}$  is increased (see Figure 4): a cellular regime, a convective Taylor column (CTC) regime consisting of weakly interacting shielded columns, a plume regime where CTCs have lost stability, and finally a geostrophic turbulence regime that is also associated with an inverse energy cascade that produces a depth-independent large-scale dipole vortex pair. All regimes are identifiable by changes in the heat transport exponent: the CTC regime exhibits a steep heat transport scaling law where  $Nu \propto \widetilde{Ra}^{2.1}$ , whereas the geostrophic turbulence regime is characterized by a dissipation-free scaling law  $Nu \propto \sigma^{-1/2} \widetilde{Ra}^{3/2}$  (Julien *et al.* 2012*a*) and an inverse turbulent energy cascade (Julien *et al.* 2012*a,b*; Rubio *et al.* 2014; Favier *et al.* 2014; Guervilly *et al.* 2014; Stellmach *et al.* 2014). A rigorous upper bound heat transport result for the NH-QGE,  $Nu < C \widetilde{Ra}^3$ , where  $C$  is a constant, has also been reported (Grooms 2015; Grooms & Whitehead 2015).

On the other hand, comparison between the NH-QGE and DNS with no-slip boundaries and laboratory experiments (Stellmach *et al.* 2014) reveals substantial differences (Figure 3(b)). Specifically, a steep scaling law in the heat transport is observed in the DNS study. Moreover, DNS and laboratory results both suggest that the steep scaling continues as  $E \rightarrow 0$  (Figure 1). It is now evident from the implicitly enforced stress-free boundary condition (3.25) that the reduced NH-QGE system and its solutions cannot be uniformly continued to impenetrable no-slip boundaries, where

$$\mathbf{u}_0(0) = \mathbf{u}_0(1) = \mathbf{0}. \quad (3.28)$$

In the presence of no-slip boundaries, it is well-known that the viscous boundary layers are Ekman layers of depth  $\mathcal{O}(E^{1/2}H)$  (Greenspan 1969). Within these layers the geostrophic velocity field  $\mathbf{U}_{0\perp}^{(o)}$  in the bulk must be reduced to zero. In the following, we proceed with an analysis of the rotationally constrained regime with the intent of extending the NH-QGE to the case of no-slip boundaries.

### 3.2. Inner Region: Ekman Boundary Layers

To avoid duplication, we focus on the lower Ekman boundary layer at  $Z = 0$  with nondimensional depth  $\mathcal{O}(\epsilon^{1/2})$  (an identical analysis applies for the upper boundary layer at  $Z = 1$ ). This depth arises as a result of the spatially anisotropic structure of rapidly rotating convection (Heard & Veronis 1971). In dimensional terms the Ekman layer depth  $\epsilon^{1/2}L \equiv E^{1/2}H$  since  $L/H = \epsilon = E^{1/3}$ .

The equations that capture the Ekman layer dynamics are obtained by taking the inner limit of the governing equations (2.1)-(2.3) about  $Z = 0$  using (3.9). We pose an asymptotic inner expansion in powers of  $\epsilon^{1/2}$  of the form

$$\mathbf{u}^{(i)} = \lim(\mathbf{u})^i = \mathbf{U}_0^{(i)} + \epsilon^{1/2} \mathbf{U}_{1/2}^{(i)} + \epsilon \mathbf{U}_1^{(i)} + \dots, \quad (3.29)$$

and utilize, *a posteriori*, knowledge that the middle layer variables have the asymptotic form

$$\mathbf{u}^{(m)} = \epsilon \mathbf{U}_1^{(m)} + \dots, \quad p^{(m)} = \epsilon^2 P_2^{(m)} + \dots \quad (3.30)$$

and therefore do not contribute to leading order. Subtracting the contributions of the

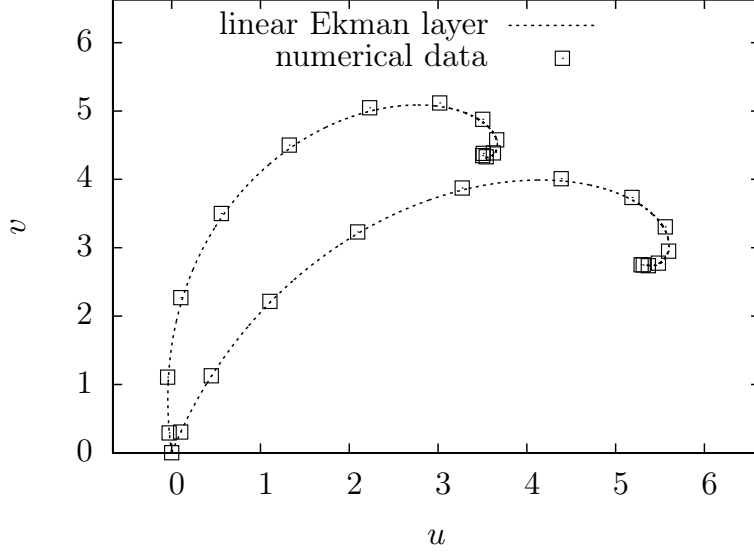


Figure 5: Sample Ekman spiral profiles, i.e., projections of the vertical profiles of the horizontal velocities  $u(z), v(z)$  onto the  $u, v$  plane, at two fixed horizontal locations in the lower viscous layer of the DNS at  $RaE^{4/3} = 20$ ,  $E = 10^{-7}$ ,  $\sigma = 7$ . The dashed line illustrates the analytic solution  $(U_0, V_0)$  obtained from (3.37), (3.38). Open squares correspond to different vertical locations in the DNS boundary layer, computed using a vertical Chebyshev discretization with 385 grid points.

outer region then yields

$$\widehat{\mathbf{z}} \times \mathbf{U}_{0\perp}^{(i)} = -\nabla_{\perp} P_1^{(i)} + \partial_{\mu\mu} \mathbf{U}_{0\perp}^{(i)}, \quad (3.31)$$

$$0 = -\partial_{\mu} P_1^{(i)}, \quad (3.32)$$

$$\nabla_{\perp} \cdot \mathbf{U}_{0\perp}^{(i)} + \partial_{\mu} W_{1/2}^{(i)} = 0. \quad (3.33)$$

Given that the mean components are identically zero, the primed notation is omitted. It follows from equation (3.32) that the pressure within the Ekman boundary layer is the same as that outside it and we thus take  $P_1^{(i)} \equiv 0$ . The classical linear Ekman equations are therefore

$$\widehat{\mathbf{z}} \times \mathbf{U}_{0\perp}^{(i)} = \partial_{\mu\mu} \mathbf{U}_{0\perp}^{(i)}, \quad (3.34)$$

$$\nabla_{\perp} \cdot \mathbf{U}_{0\perp}^{(i)} + \partial_{\mu} W_{1/2}^{(i)} = 0. \quad (3.35)$$

After a simple reformulation and the introduction of no-slip boundary conditions, we have

$$(\partial_{\mu}^4 + 1) \mathbf{U}_{0\perp}^{(i)} = 0, \quad \mathbf{U}_{0\perp}^{(i)}(0) + \mathbf{U}_{0\perp}^{(o)}(0) = 0, \quad \mathbf{U}_{0\perp}^{(i)}(\mu \rightarrow \infty) = 0, \quad (3.36)$$

where we have utilized in advance that the leading order middle layer variables  $(\mathbf{U}_0^{(m)}, P_1^{(m)})$

$\equiv 0$ . Since the flow within the Ekman layer is horizontally divergent, equation (3.35) implies the presence of vertical motions with velocity  $w = \epsilon^{1/2}W_{1/2}^{(i)}$ .

The classical solution (Greenspan 1969) is found within the Ekman layer at  $Z = 0$  and is given by

$$U_0^{(i)}(x, y, \mu, t) = -e^{-\frac{\mu}{\sqrt{2}}} \left( U_0^{(o)}(x, y, 0, t) \cos \frac{\mu}{\sqrt{2}} + V_0^{(o)}(x, y, 0, t) \sin \frac{\mu}{\sqrt{2}} \right), \quad (3.37)$$

$$V_0^{(i)}(x, y, \mu, t) = -e^{-\frac{\mu}{\sqrt{2}}} \left( V_0^{(o)}(x, y, 0, t) \cos \frac{\mu}{\sqrt{2}} - U_0^{(o)}(x, y, 0, t) \sin \frac{\mu}{\sqrt{2}} \right), \quad (3.38)$$

$$P_1^{(i)}(x, y, \mu, t) = 0. \quad (3.39)$$

Figure 5 illustrates sample boundary layer profiles obtained from DNS. The projected horizontal velocities are in perfect agreement with (3.37) and (3.38). These structures are robust throughout the boundary layer, thus providing confirmation of the existence of a linear Ekman layer (Stellmach *et al.* 2014). Application of mass conservation (3.35) yields the inner and outer vertical velocities

$$\begin{aligned} w &= W_0^{(o)}(x, y, 0, t) + \epsilon^{1/2}W_{1/2}^{(i)}(x, y, \mu, t) \\ &= \epsilon^{1/2} \frac{1}{\sqrt{2}} \zeta_0^{(o)}(x, y, 0, t) - \epsilon^{1/2} \frac{1}{\sqrt{2}} \zeta_0^{(o)}(x, y, 0, t) e^{-\frac{\mu}{\sqrt{2}}} \left[ \cos \frac{\mu}{\sqrt{2}} + \sin \frac{\mu}{\sqrt{2}} \right]. \end{aligned} \quad (3.40)$$

As  $\mu \rightarrow \infty$ , we see that  $\lim \left( W_{1/2}^{(i)} \right)^o = 0$  and hence that

$$W_0^{(o)}(x, y, 0, t) = \epsilon^{1/2} \frac{1}{\sqrt{2}} \zeta_0^{(o)}(x, y, 0, t). \quad (3.41)$$

This relation, often referred to as the Ekman pumping boundary condition, constitutes an exact parameterization of the linear Ekman layer in rotating RBC and represents Ekman pumping when  $W_0^{(o)} > 0$  and Ekman suction when  $W_0^{(o)} < 0$ . Hereafter, we do not distinguish between these two cases and refer to this phenomenon generically as Ekman pumping. Use of the Ekman pumping boundary condition alleviates the need to resolve the velocity dynamics that occur within the Ekman layer. A similar analysis of the Ekman layer at  $Z = 1$  gives

$$W_0^{(o)}(x, y, 1, t) = -\epsilon^{1/2} \frac{1}{\sqrt{2}} \zeta_0^{(o)}(x, y, 1, t). \quad (3.42)$$

Equations (3.41)-(3.42) exemplify the following important distinction between the asymptotic procedure performed here and the linear analyses of Niiler & Bisshopp (1965) and Heard & Veronis (1971) which implicitly assume that  $W_{1/2}^{(o)} = \pm \frac{1}{\sqrt{2}} \zeta_0^{(o)}$  as opposed to  $W_0^{(o)} = \pm \epsilon^{1/2} \frac{1}{\sqrt{2}} \zeta_0^{(o)}$  (parameterized boundary conditions were not uncovered in these articles). The latter approach yields a perturbative analysis that captures a range of  $\widetilde{Ra}$  for which the effect of Ekman pumping remains asymptotically close to the stress-free problem. However, for a sufficiently large  $\widetilde{Ra}$ , determined below in §3.3.1, the asymptotic expansion breaks down and becomes nonuniform. For completeness, this result is summarized in the Appendix. We find that maintaining asymptotic uniformity requires that pumping be elevated to contribute to the leading order vertical velocity, as pursued here. This approach enables a complete exploration of Ekman pumping for all  $\widetilde{Ra}$  for which the NH-QGE remain valid.

Several studies (Barcilon 1965; Faller & Kaylor 1966; Dudis & Davis 1971) have estab-

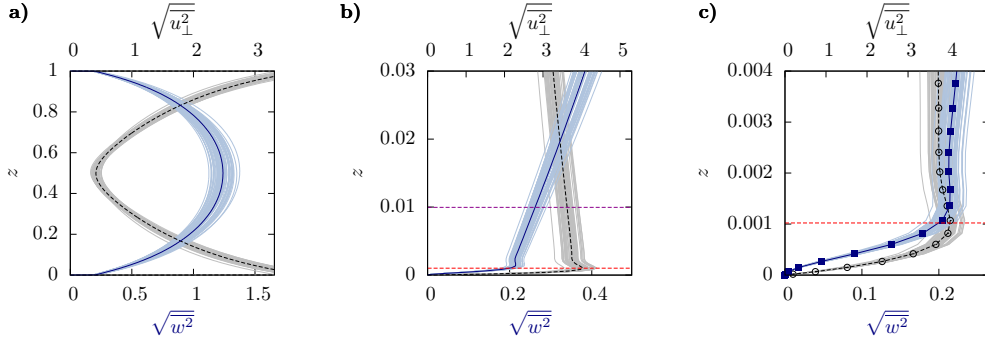


Figure 6: RMS velocity profiles obtained via DNS with no-slip boundaries at  $\widetilde{Ra} = 20$ ,  $E = 10^{-7}$ ,  $\sigma = 7$ . Blue, solid vertical line: RMS horizontal velocity  $\sqrt{u_{\perp}^2}$ ; black, solid vertical line: RMS vertical velocity  $\sqrt{w^2}$ . Shaded regions denote the variance obtained from a time series. (a) Entire layer, (b) magnification of the  $\mathcal{O}(E^{1/3}H)$  thermal boundary layer scale, and (c) magnification of the  $\mathcal{O}(E^{1/2}H)$  lower Ekman boundary layer. The Ekman boundary layer is delineated by the red, horizontal dashed line, while the fluctuating thermal boundary layer (that has no visible effect on the velocity profiles) is delineated by the purple, horizontal dashed line. The numerical grid points are marked by square and circular symbols in plot (c). The bulk velocity profile plotted in (a) transitions at the Ekman layer illustrated in (c).

lished that solutions to the classical linear Ekman layer are unstable to small  $\mathcal{O}(E^{1/2}H)$  horizontal scale disturbances that evolve on rapid timescales that are filtered from the reduced dynamics. This occurs when the boundary layer Reynolds number  $R_E = |\mathbf{U}_{0\perp}^{(o)}|E^{1/6} \sim 55$ . Although this is within the realm of possibility for the rotationally constrained regime according to (3.26), to alter the pumping parameterization such an instability must also reach amplitudes comparable to the bulk vorticity. No evidence of this is presently seen in DNS.

The Ekman layer solutions (3.37)-(3.38) together with the application of the exact parameterizations (3.41)-(3.42) indicate that the outer velocity fields ( $\mathbf{U}_{0\perp}^{(o)}, W_0^{(o)}$ ) can be *continued uniformly* to the computational boundaries at  $Z = 0, 1$ . Evidence for this two-layer structure is provided in Figure 6 which illustrates the RMS velocity profiles at various magnifications obtained from DNS at  $\widetilde{Ra} = 20$ ,  $E = 10^{-7}$ ,  $\sigma = 7$ . Specifically, the figure demonstrates that the velocity structure is unaffected by the presence of the thermal boundary layer, defined in terms the maxima of the RMS of  $\theta$  (purple line, plot (b)). These results suggests that Ekman layers in DNS of rotating RBC may be replaced by the parameterized pumping boundary conditions

$$w(x, y, 0, t) = \epsilon^{1/2} \frac{1}{\sqrt{2}} \zeta(x, y, 0, t), \quad w(x, y, 1, t) = -\epsilon^{1/2} \frac{1}{\sqrt{2}} \zeta(x, y, 1, t). \quad (3.43)$$

Stellmach *et al.* (2014) have demonstrated the accuracy of this boundary layer parameterization via comparison of the heat transport obtained from DNS with no-slip boundaries and DNS where the Ekman pumping conditions are used. With all other details being identical in the two DNS studies, excellent quantitative agreement is reached. This result establishes that it is the presence of Ekman layers that is responsible for the strong differences in heat transport observed between stress-free and no-slip boundaries (Figure 3).

The inner component of the pumping velocity  $W_{1/2}^{(i)}$  defined in (3.40) gives rise to an



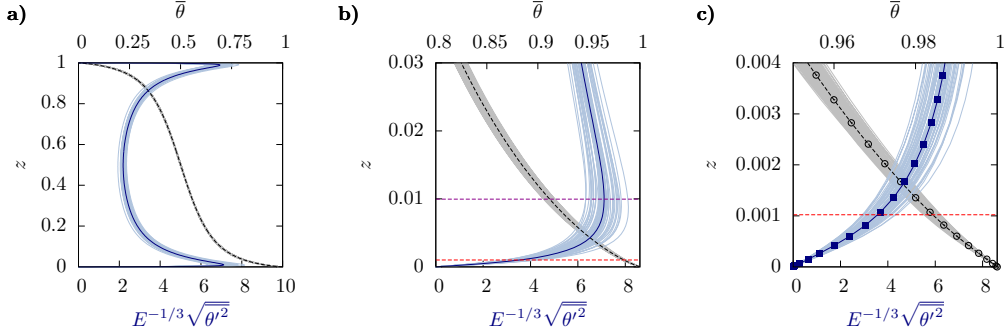


Figure 7: RMS temperature profiles obtained via DNS with no-slip boundaries at  $\widetilde{Ra} = RaE^{4/3} = 20$ ,  $E = 10^{-7}$ ,  $\sigma = 7$ . Blue, solid vertical line: RMS temperature  $E^{-1/3}\sqrt{\theta^2}$ ; black, solid vertical line: RMS mean temperature  $\bar{\theta}$ . Shaded regions denote the variance obtained from a time series. (a) Entire layer, (b) magnification of the  $\mathcal{O}(E^{1/3}H)$  thermal boundary layer scale, and (c) magnification of the Ekman boundary layer. The fluctuating thermal boundary layer is delineated by the purple, horizontal dashed line, while the Ekman boundary layer is delineated by the red, horizontal dashed line. The numerical grid points are marked by square and circular symbols in plot (c). The thermal profile exhibits no visible boundary layer structure on the Ekman layer scale (plot (c)).

inner temperature fluctuation  $\Theta^{(i)}$  satisfying

$$W_{1/2}^{(i)} \partial_Z \bar{\Theta}_0^{(o)}(0) = \frac{1}{\sigma} \partial_{\mu\mu} \Theta_{5/2}^{(i)}. \quad (3.44)$$

Utilizing (3.40), the solution to this equation is given by

$$\Theta_{5/2}^{(i)}(x, y, \mu, t) = -\frac{1}{\sqrt{2}} e^{-\frac{\mu}{\sqrt{2}}} \left[ \cos \frac{\mu}{\sqrt{2}} - \sin \frac{\mu}{\sqrt{2}} \right] \zeta_0^{(o)}(0) \partial_Z \bar{\Theta}_0^{(o)}(0). \quad (3.45)$$

The limiting values as a function of  $\mu \rightarrow 0$  and  $\mu \rightarrow \infty$  are

$$\Theta^{(i)}(0) = -\epsilon^{5/2} \frac{1}{\sqrt{2}} \zeta_0^{(o)}(0) \partial_Z \bar{\Theta}_0^{(o)}(0), \quad \Theta^{(i)}(\mu \rightarrow \infty) = 0. \quad (3.46)$$

It thus follows that temperature fluctuations within the Ekman layer are of magnitude  $\Theta^{(i)} = \mathcal{O}\left(\epsilon^{5/2} \zeta_0^{(o)}(0) \partial_Z \bar{\Theta}_0^{(o)}(0)\right)$ . This observation yields an estimate of the convective heat transport,

$$\epsilon^3 W_{1/2}^{(i)}(0) \Theta_{5/2}^{(i)}(0) \sim \epsilon^3 \left( \zeta_0^{(o)}(0) \right)^2 \partial_Z \bar{\Theta}_0^{(o)}(0), \quad (3.47)$$

which is smaller in magnitude by a factor of  $\mathcal{O}(\epsilon^2)$  when compared to that occurring in the convective interior, namely  $\epsilon \left( W_0^{(o)} \Theta_1^{(o)} \right)$ . We can thus conclude that the observed enhancement of heat flux as measured by  $Nu$  (Figure 3) cannot occur directly within the Ekman layer given the vorticity bound (3.26).

Inspection of the RMS thermal profiles at increasing magnification obtained at  $E = 10^{-7}$  shows no visible boundary layer structure in the vicinity of the Ekman layer (cf. Figure 7, plots (b) and (c)). The RMS profiles reveal that the thermal boundary layer extends much farther into the interior than the Ekman layer observed in Figure 6. Indeed, we recall that the mean temperature  $\bar{\Theta}_0^{(o)}(Z, \tau)$  is an outer variable independent of the fast spatial variables  $\mu$  and  $z$  (Sprague *et al.* 2006).

### 3.2.1. The Significance of Ekman Pumping

It now remains to determine the nature of the thermal response in the immediate vicinity of the Ekman layer. Focusing again on the lower boundary, this requires consideration of how the reduced outer equation for the temperature fluctuations (3.18) can be continued to the physical boundaries. On Taylor-expanding all fluid variables within the Ekman layer, the outer component of the pumping velocity  $W_0^{(o)}(0)$  induces outer temperature fluctuations  $\Theta_1^{(o)}(0)$  that satisfy

$$\left(\partial_t + \mathbf{U}_{0\perp}^{(o)}(0) \cdot \nabla_{\perp}\right) \Theta_1^{(o)}(0) + \frac{\epsilon^{1/2}}{\sqrt{2}} \zeta_0^{(o)}(0) \partial_Z \bar{\Theta}_0^{(o)}(0) = \frac{1}{\sigma} \nabla_{\perp}^2 \Theta_1^{(o)}(0). \quad (3.48)$$

Here, we have set  $W_0^{(o)}(0) = \frac{\epsilon^{1/2}}{\sqrt{2}} \zeta_0^{(o)}(0)$ .

In a statistically stationary state, averaging the equation for the thermal variance obtained from (3.48) gives the balance

$$\frac{\epsilon^{1/2}}{\sqrt{2}} \overline{\Theta_1^{(o)}(0) \zeta_0^{(o)}(0)} \partial_Z \bar{\Theta}_0^{(o)}(0) = -\frac{1}{\sigma} \overline{|\nabla_{\perp} \Theta_1^{(o)}(0)|^2}. \quad (3.49)$$

Clearly, in contrast to stress-free boundaries where  $\Theta_1^{(o)}(0) \equiv 0$ , pumping induces the enhanced thermal response

$$\Theta_1^{(o)}(0) = \mathcal{O}\left(\epsilon^{1/2} \zeta_0^{(o)}(0) \partial_Z \bar{\Theta}_0^{(o)}(0)\right) \quad (3.50)$$

immediately outside the Ekman layer. The associated enhancement in the convective flux is estimated as

$$\overline{W_0^{(o)}(0) \Theta_1^{(o)}(0)} = \mathcal{O}\left(\epsilon \left(\zeta_0^{(o)}(0)\right)^2 \partial_Z \bar{\Theta}_0^{(o)}(0)\right). \quad (3.51)$$

This equation shows that the convective flux induced by Ekman pumping becomes as important as the conductive transport  $-\partial_Z \bar{\Theta}_0^{(o)}(0)$  when

$$\zeta_0^{(o)}(0) = \mathcal{O}\left(\epsilon^{-1/2}\right). \quad (3.52)$$

This threshold is *always* achieved within the regime of asymptotic validity of the NH-QGE that demands  $\zeta_0^{(o)}(0) = o(\epsilon^{-1})$  (see §3.1.1). This result also indicates that the differences between stress-free and no-slip boundary conditions are asymptotically  $\mathcal{O}(\epsilon^{1/2})$ -small for rotationally constrained RBC when  $\zeta_0^{(o)}(0) = o(\epsilon^{-1/2})$  (see Appendix). Strong,  $\mathcal{O}(1)$  departures are predicted to occur in the range

$$\mathcal{O}\left(\epsilon^{-1/2}\right) \leq \zeta_0^{(o)}(0) < \mathcal{O}\left(\epsilon^{-1}\right). \quad (3.53)$$

As we show below, the vast majority of laboratory experiments and DNS studies fall within this range.

### 3.3. The Middle Region: Thermal Wind Layer

It is evident from (3.50) that  $\Theta_1^{(o)}(0)$  cannot satisfy the thermal boundary condition  $\Theta^{(o)}(0) = 0$ , implying that the thermal response to Ekman pumping in the NH-QGE requires a boundary layer regularization. However, temperature fluctuations  $\Theta^{(i)}(0) = \mathcal{O}(\epsilon^{5/2} \Theta_1^{(o)}(0))$  within the Ekman layer are too small to provide compensation (see Eq. (3.46)). This indicates the existence of a middle (*m*) region  $\mathcal{O}(\epsilon)$  in depth (Heard & Veronis 1971).

Within the middle region, the inner ( $i$ ) variables are identically zero and the interior variables achieve their boundary values. We introduce an expansion of the form

$$\mathbf{u}^{(m)} = \lim(\mathbf{u})^m = \mathbf{U}_0^{(m)} + \epsilon \mathbf{U}_1^{(m)} + \epsilon^2 \mathbf{U}_2^{(m)} + \dots \quad (3.54)$$

and retain geostrophic balance as the leading order fluctuating balance in the middle region, as in Eq. (3.12). Thus the Proudman-Taylor constraint  $\partial_z(\mathbf{U}_0^{(m)}, P_1^{(m)}) = 0$  implies  $(\mathbf{U}_0^{(m)}, P_1^{(m)}) = 0$ . Departure from the NH-QGE (3.16)-(3.18), (3.11) and (3.19) due to Ekman pumping can be deduced from the following prognostic equations

$$D_{0t}^\perp \mathbf{U}_{0\perp}^{(o)} + \hat{\mathbf{z}} \times \mathbf{U}_1 = -\nabla_\perp P_2' + \nabla_\perp^2 \mathbf{U}_{0\perp}^{(o)}, \quad (3.55)$$

$$D_{0t}^\perp W_0^{(o)} = -\partial_z P_2^{(m)} - \partial_z P_1^{(o)} + \frac{\widetilde{Ra}}{\sigma} \Theta_1 + \nabla_\perp^2 W_0^{(o)}, \quad (3.56)$$

$$D_{0t}^\perp \Theta_1 + W_0^{(o)} \left( \partial_z \Theta_1^{(m)} + \partial_z \bar{\Theta}_0^{(o)} \right) = \frac{1}{\sigma} \nabla^2 \Theta_1, \quad (3.57)$$

$$\nabla \cdot \mathbf{U}_1 + \partial_z W_0^{(o)} = 0. \quad (3.58)$$

Variables without superscripts contribute to both the outer ( $o$ ) and middle ( $m$ ) regions and can be separated by taking the limits (3.7)-(3.9). Note that Eq. (3.57) contains the three-dimensional (3D) Laplacian  $\nabla^2 \equiv \partial_x^2 + \partial_y^2 + \partial_z^2$ .

Inspection of the momentum equation (3.55) and the continuity equation (3.58) in the middle region yields the hydrostatic thermal wind balance

$$\hat{\mathbf{z}} \times \mathbf{U}_1^{(m)} = -\nabla_\perp P_2^{(m)}, \quad (3.59)$$

$$\partial_z P_2^{(m)} = \frac{\widetilde{Ra}}{\sigma} \Theta_1^{(m)}, \quad (3.60)$$

$$\nabla_\perp \cdot \mathbf{U}_1^{(m)} = 0, \quad \& \quad W_1^{(m)} \equiv 0, \quad (3.61)$$

from which we find

$$\partial_z \mathbf{U}_{1\perp}^{(m)} = \frac{\widetilde{Ra}}{\sigma} \nabla_\perp \Theta_1^{(m)}, \quad \text{s.t.} \quad \mathbf{U}_{1\perp}^{(m)} = \nabla_\perp \Psi_1^{(m)}, \quad P_2^{(m)} = \Psi_1^{(m)}. \quad (3.62)$$

The upper and lower middle layer convective dynamics are thus completely reduced to the determination of  $\Theta_1^{(m)}$  which from (3.57) evolves according to

$$D_{0t}^\perp \Theta_1^{(m)} + W_0^{(o)} \partial_z \left( \bar{\Theta}_1^{(m)} + \Theta_1^{(m)} \right) - \partial_z \left( \overline{W_0^{(o)} \Theta_1^{(m)}} \right) = \frac{1}{\sigma} \nabla^2 \Theta_1^{(m)}. \quad (3.63)$$

This couples to the mean state via

$$\partial_z \bar{P}_2^{(m)} = \frac{\widetilde{Ra}}{\sigma} \bar{\Theta}_1^{(m)}, \quad (3.64)$$

$$\partial_t \bar{\Theta}_1^{(m)} + \partial_z \left( \overline{W_0^{(o)} \Theta_1^{(m)}} \right) = \frac{1}{\sigma} \partial_{zz} \bar{\Theta}_1^{(m)}. \quad (3.65)$$

Equations (3.63) and (3.65) yield the thermal variance relation

$$\frac{1}{2} \partial_t \left\langle \left( \bar{\Theta}_1^{(m)} \right)^2 + \left( \Theta_1^{(m)} \right)^2 \right\rangle = -\frac{1}{\sigma} \left\langle \left( \partial_z \bar{\Theta}_1^{(m)} \right)^2 + \left( \partial_z \Theta_1^{(m)} \right)^2 \right\rangle. \quad (3.66)$$

It follows that nonzero values of  $\bar{\Theta}_1^{(m)}, \Theta_1^{(m)}$  only exist in the middle region if they are

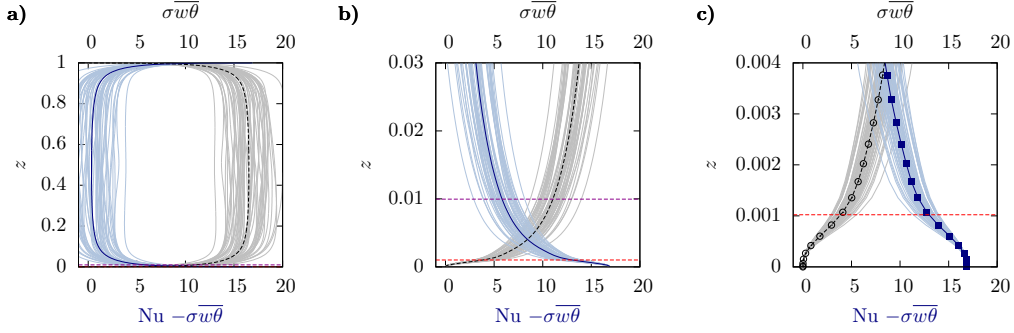


Figure 8: Convective flux  $\overline{\sigma w \bar{\theta}}$  (vertical, dashed line) and mean temperature gradient  $-\partial_z \bar{\theta} = Nu - \overline{\sigma w \bar{\theta}}$  (vertical, solid line) obtained for DNS with no-slip boundaries at  $\widetilde{Ra} = 20$ ,  $E = 10^{-7}$ ,  $\sigma = 7$  and average  $Nu = 17$ . Shaded regions denote the variance obtained from a time series. (a) Entire layer, (b) magnification of the  $\mathcal{O}(E^{1/3}H)$  thermal boundary layer scale, and (c) magnification of the Ekman boundary layer. The fluctuating thermal boundary layer is delineated by the purple, horizontal dashed line, while the Ekman boundary layer is delineated by the red, horizontal dashed line. The numerical grid points are marked by square and circular symbols. Equipartition is reached within the thermal wind layer (plot (b)).

sustained through the regularizing boundary conditions:

$$\Theta_1^{(o)} + \Theta_1^{(m)} = 0, \quad \Theta_1^{(m)}(z \rightarrow \infty) = 0, \quad (3.67)$$

$$\bar{\Theta}_1^{(o)} + \bar{\Theta}_1^{(m)} = 0, \quad \bar{\Theta}_1^{(m)}(z \rightarrow \infty) = 0 \quad (3.68)$$

at  $Z = 0$  or  $1$ . Importantly, we conclude from (3.67, 3.68) that equations (3.63, 3.65) are fully coupled to the interior dynamics. Integrating (3.65) over  $z$  and  $t$  generates the heat transport relation

$$\sigma \left( \overline{\overline{W_0^{(o)} \Theta_1^{(m)}}}^T \right) - \partial_z \bar{\Theta}_1^{(m)T} = 0. \quad (3.69)$$

By application of the outer limit to this equation, the constant of integration must be identically zero. This relation indicates that there is no net heat flux associated with the middle layer dynamics.

We now see that within the upper and lower middle regions relation (2.5) yields

$$Nu = \sigma \left( \overline{\overline{W_0^{(o)} (\Theta_1^{(o)} + \Theta_1^{(m)})}}^T \right) - \left( \partial_z \bar{\Theta}_0^{(o)} + \partial_z \bar{\Theta}_1^{(m)T} \right). \quad (3.70)$$

Given (3.69), we find

$$Nu = \sigma \left( \overline{\overline{W_0^{(o)} \Theta_1^{(o)}}}^T \right) - \partial_z \bar{\Theta}_0^{(o)}, \quad (3.71)$$

valid at every vertical level. This result states that the heat transport within the fluid layer is determined entirely within the bulk. Moreover, equations (3.48), (3.50) and (3.51) now imply that any enhancement in heat transport is entirely due to buoyancy production in  $\Theta_1^{(o)}$  arising through the nonlinear advection of the mean temperature gradient  $\epsilon^{1/2} \zeta_0^{(o)} \partial_z \bar{\Theta}_0^{(o)} / \sqrt{2}$  generated by Ekman pumping.

DNS results indicate that equipartition between convective and conductive heat trans-

port is achieved within the middle region (see Figure 8). For comparison, for stress-free boundary conditions equipartition occurs at a vertical depth well outside that associated with the middle layer.

### 3.3.1. Estimation of the transition threshold, $\widetilde{Ra}_{thres}$

In the following, we determine the threshold Rayleigh number  $\widetilde{Ra}_{thres}$  at which Ekman pumping gains significance according to the criterion  $\zeta_0^{(o)}(0) \sim \epsilon^{-1/2}$  in (3.53). This is achieved by assessing the  $\widetilde{Ra}$  dependence of the outer fluid variables prior to the transition threshold where stress-free and no-slip boundary conditions are presumed to be asymptotically indistinguishable at leading order. DNS at  $E = 10^{-7}$  (Figure 3, Stellmach *et al.* (2014)) have established that Ekman pumping has a significant effect on the heat transport within the laminar CTC regime. We therefore make an *a priori* assumption that the transition occurs within this regime. Simulations of the NH-QGE for rotating Rayleigh-Bénard convection (Julien *et al.* 2012b) have established that the dynamics within the CTC regime exhibit power law scalings with respect to  $\widetilde{Ra}$  both in the bulk and the thermal boundary layer. Hence, we pose the following scaling relations

$$\begin{aligned} W_0^{(o)} &= \widetilde{Ra}^{\hat{w}} \widehat{W}_0^{(o)}, \quad \Psi_0^{(o)} = \widetilde{Ra}^{\hat{\psi}} \widehat{\Psi}_0^{(o)}, \quad \zeta_0^{(o)} = \widetilde{Ra}^{\hat{\zeta}} \widehat{\zeta}_0^{(o)}, \quad \Theta_1^{(o)} = \widetilde{Ra}^{\hat{\theta}} \widehat{\Theta}_1^{(o)}, \\ \partial_Z \overline{\Theta}_0^{(o)} &= \widetilde{Ra}^{\hat{dt}} \widehat{\partial_Z \overline{\Theta}_0^{(o)}}, \quad Nu = \widetilde{Ra}^{\hat{\beta}} \widehat{Nu}. \end{aligned} \quad (3.72)$$

On noting that  $\partial_t, \nabla_{\perp}, \partial_Z = \mathcal{O}(1)$  in the core region and that the CTC structures are known to be axisymmetric to leading order (Grooms *et al.* 2010), the following balances hold in the NH-QGE

$$\partial_t \zeta_0^{(o)} \sim -\partial_Z W_0^{(o)} \sim \nabla_{\perp}^2 \zeta_0^{(o)}, \quad (3.73)$$

$$\partial_t W_0^{(o)} \sim \partial_Z \Psi_1^{(o)} \sim \widetilde{Ra} \Theta_1^{(o)} \sim \nabla_{\perp}^2 W_0^{(o)}, \quad (3.74)$$

$$\partial_t \Theta_1^{(o)} \sim W_0^{(o)} \partial_Z \overline{\Theta}_0^{(o)} \sim \frac{1}{\sigma} \nabla_{\perp}^2 \Theta_1^{(o)}, \quad (3.75)$$

$$\overline{\overline{\sigma W_0^{(o)} \Theta_1^{(o)}}} \sim Nu. \quad (3.76)$$

The algebraic equations satisfied by the exponents defined in (3.72) are given by

$$\hat{w} = \hat{\psi} = \hat{\zeta} = 1 + \hat{\theta}, \quad \hat{w} + \hat{dt} = \hat{\theta}, \quad \hat{w} + \hat{\theta} = \hat{\beta}. \quad (3.77)$$

On assuming  $\hat{\beta}$  is known empirically, we obtain

$$\hat{w} = \hat{\psi} = \hat{\zeta} = \frac{\hat{\beta} + 1}{2}, \quad \hat{\theta} = \frac{\hat{\beta} - 1}{2}, \quad \hat{dt} = -1. \quad (3.78)$$

This result indicates that as the amplitude of convection intensifies with increasing  $\widetilde{Ra}$  the mean bulk temperature gradient approaches an increasingly well-mixed interior according to  $\widetilde{Ra}^{-1}$ . This is a well-established result of the CTC regime (Sprague *et al.* 2006; Julien *et al.* 2012b) that is confirmed by the reduced simulations (Julien *et al.* 2012b) which yield  $Nu \sim \widetilde{Ra}^{2.1}$  together with the bulk scalings

$$\partial_Z \overline{\Theta}_0^{(o)} \sim \widetilde{Ra}^{-0.96}, \quad W_0^{(o)} = \widetilde{Ra}^{1.53}, \quad \zeta_0^{(o)} \sim \widetilde{Ra}^{1.55}, \quad \Theta_1^{(o)} \sim \widetilde{Ra}^{0.62} \quad (3.79)$$

evaluated at  $Z = 1/2$  for all variables except vorticity which is evaluated at  $Z = 3/4$  owing to its antisymmetry. The empirically measured scalings are in good quantitative

agreement with the choice  $\hat{\beta} \approx 2$ , giving

$$Nu \sim \widetilde{Ra}^2, \quad W_0^{(o)} = \zeta_0^{(o)} \sim \widetilde{Ra}^{3/2}, \quad \Theta_1^{(o)} \sim \widetilde{Ra}^{1/2}. \quad (3.80)$$

In the thermal boundary layers, where it is once again assumed that  $\partial_t, \nabla_{\perp} = \mathcal{O}(1)$ , but now  $\partial_Z = \widetilde{Ra}^{\hat{\eta}} \gg 1$ , the following balances hold

$$\partial_t \zeta_0^{(o)} \sim -\partial_Z W_0^{(o)} \sim \nabla_{\perp}^2 \zeta_0^{(o)}, \quad (3.81)$$

$$\partial_Z \Psi_1^{(o)} \sim \widetilde{Ra} \Theta_1^{(o)}, \quad (3.82)$$

$$\partial_t \Theta_1^{(o)} \sim W_0^{(o)} \partial_Z \overline{\Theta}_0^{(o)} \sim \frac{1}{\sigma} \nabla_{\perp}^2 \Theta_1^{(o)}, \quad (3.83)$$

$$\overline{\overline{\sigma W_0^{(o)} \Theta_1^{(o)}}}^{\mathcal{T}} \sim \partial_Z \overline{\Theta}_0^{(o)} \sim Nu. \quad (3.84)$$

The algebraic equations satisfied by the exponents defined in (3.72) now satisfy

$$\hat{\eta} + \hat{w} = \hat{\psi} = \hat{\zeta}, \quad \hat{\eta} + \hat{\psi} = 1 + \hat{\theta}, \quad \hat{w} + \hat{dt} = \hat{\theta}, \quad \hat{w} + \hat{\theta} = \hat{dt} = \hat{\beta} \quad (3.85)$$

with the solution

$$\hat{\eta} = \hat{\psi} = \hat{\zeta} = \frac{\hat{\beta} + 1}{2}, \quad \hat{w} = 0, \quad \hat{\theta} = \hat{dt} = \hat{\beta}. \quad (3.86)$$

From (3.78) and (3.86) it now follows that the vorticity satisfies

$$\zeta_0^{(o)} \sim \widetilde{Ra}^{\frac{\hat{\beta}+1}{2}} \tilde{\zeta}_0^{(o)}. \quad (3.87)$$

and hence that (see Eq. (3.53))

$$\zeta_0^{(o)}(0) \sim \epsilon^{-1/2} \Rightarrow \widetilde{Ra}_{thres} = \mathcal{O}\left(\epsilon^{-\frac{1}{\hat{\beta}+1}}\right) = \mathcal{O}\left(E^{-\frac{1}{3(\hat{\beta}+1)}}\right). \quad (3.88)$$

Specifically, for the empirically observed CTC value of  $\hat{\beta} \approx 2$ ,

$$\widetilde{Ra}_{thres} = \mathcal{O}\left(\epsilon^{-1/3}\right) = \mathcal{O}\left(E^{-1/9}\right). \quad (3.89)$$

At  $E = 10^{-7}$  this gives a value  $\widetilde{Ra}_{thres} \sim 6.0$ . This is of the same magnitude as the critical Rayleigh number  $\widetilde{Ra}_c = 8.05$  (Heard & Veronis 1971) indicating an immediate departure from the stress-free case. This is a conclusion borne out by the recent DNS (Figure 3(b)). At lower values of  $E$ , it is found that  $\widetilde{Ra}_{thres} > \widetilde{Ra}_c$ . From the interior and boundary layer scaling exponents (3.78) and (3.86), we also estimate the magnitude of Ekman pumping normalized by the midplane velocity as

$$S = \frac{E^{1/6} \zeta_0^{(o)}(0) / \sqrt{2}}{w_0^{(o)}(\frac{1}{2})} = \mathcal{O}\left(E^{1/6}\right), \quad (3.90)$$

thus confirming empirical DNS results (see Figure 5 of Stellmach *et al.* (2014)).

#### 4. Composite Reduced NH-QGE

The findings of section 3 are now combined to deduce a composite reduced model capable of capturing the thermal effect of Ekman pumping in a single domain  $Z = [0, 1]$ . This is accomplished by reconstituting the fluid variables in each region as defined in

(3.6) with the exception that the Ekman layer is now parameterized. For convenience, we first summarize the reduced asymptotic equations of the outer and middle regions.

In the presence of no-slip boundary conditions we have established that the outer, i.e., bulk, region is described by the reduced NH-QGE system:

Outer Region:

$$\bar{\mathbf{U}}_0^{(o)} \equiv 0, \mathbf{U}'_0^{(o)} = \nabla^\perp \Psi_0^{(o)} + W_0^{(o)} \hat{\mathbf{z}}, P^{(o)} = \bar{P}_0^{(o)} + \epsilon \Psi_0^{(o)}, \Theta^{(o)} = \bar{\Theta}_0^{(o)} + \epsilon \Theta_1'^{(o)}, \quad (4.1)$$

with a hydrostatically evolving mean component

$$\left. \begin{aligned} \partial_Z \bar{P}_0 &= \frac{\widetilde{Ra}}{\sigma} \bar{\Theta}_0 \\ \partial_\tau \bar{\Theta}_0^{(o)} + \partial_Z \left( \overline{W_0^{(o)} \Theta_1'^{(o)}} \right) &= \frac{1}{\sigma} \partial_{ZZ} \bar{\Theta}_0^{(o)} \\ \bar{\Theta}_0^{(o)}(0) &= 1, \quad \bar{\Theta}_0^{(o)}(1) = 0 \end{aligned} \right\} \quad (4.2)$$

with fixed mean temperature boundaries. The quasigeostrophically evolving fluctuating components are given by

$$\left. \begin{aligned} D_{0t}^\perp \zeta_0^{(o)} - \partial_Z W_0^{(o)} &= \nabla_\perp^2 \zeta_0^{(o)} \\ D_{0t}^\perp W_0^{(o)} + \partial_Z \Psi_0^{(o)} &= \frac{\widetilde{Ra}}{\sigma} \Theta_1'^{(o)} + \nabla_\perp^2 W_0^{(o)} \\ D_{0t}^\perp \Theta_1'^{(o)} + W_0^{(o)} \partial_Z \bar{\Theta}_0^{(o)} &= \frac{1}{\sigma} \nabla_\perp^2 \Theta_1'^{(o)} \\ W_0^{(o)}(0) &= \frac{\epsilon^{1/2}}{\sqrt{2}} \zeta_0^{(o)}(0), \quad W_0^{(o)}(1) = -\frac{\epsilon^{1/2}}{\sqrt{2}} \zeta_0^{(o)}(1) \end{aligned} \right\} \quad (4.3)$$

with parameterized pumping boundary conditions. The requirement of zero thermal fluctuations on the boundaries was shown to require the introduction of a pair of middle boundary layer regions.

Middle Regions at  $Z = 0$  or  $1$ :

$$\mathbf{U}'^{(m)} = \epsilon \nabla^\perp \Psi_1^{(m)}, P^{(m)} = \epsilon \left( \bar{P}_1^{(m)} + \Psi_1^{(m)} \right), \Theta^{(m)} = \epsilon \left( \bar{\Theta}_1^{(m)} + \Theta_1'^{(m)} \right) \quad (4.4)$$

with a hydrostatically evolving mean component

$$\left. \begin{aligned} \partial_z \bar{P}_1^{(m)} &= \frac{\widetilde{Ra}}{\sigma} \bar{\Theta}_1^{(m)} \\ \partial_t \bar{\Theta}_1^{(m)} + \partial_z \left( \overline{W_0^{(o)} \Theta_1'^{(m)}} \right) &= \frac{1}{\sigma} \partial_{zz} \bar{\Theta}_1^{(m)} \\ \bar{\Theta}_1^{(m)}(\infty) &= 0, \end{aligned} \right\} \quad (4.5)$$

and a geostrophically evolving fluctuating component,  $\hat{\mathbf{z}} \times \mathbf{U}_1'^{(m)} = -\nabla \Psi_1^{(m)}$  in thermal

wind balance:

$$\left. \begin{aligned} \partial_z \Psi_1^{(m)} &= \frac{\widetilde{Ra}}{\sigma} \Theta_1'^{(m)} \\ D_{0t}^\perp \Theta_1'^{(m)} + W_0^{(o)} \partial_z \overline{\Theta}_1^{(m)} + \partial_z \left( W_0^{(o)} \Theta_1'^{(m)} - \overline{W_0^{(o)} \Theta_1'^{(m)}} \right) &= \frac{1}{\sigma} \nabla^2 \Theta_1'^{(m)} \\ \Theta_1^{(m)}(Z_b) + \Theta_1^{(o)}(Z_b) &= 0, \quad \Theta_1^{(m)}(\infty) = 0. \end{aligned} \right\} \quad (4.6)$$

Notably, the reduced dynamics within the middle layer is captured solely by the evolution of  $\Theta_1'^{(m)}$  in (4.6b) which is coupled to the leading order outer dynamics through the regularizing boundary condition (4.6c). It is now observed that Ekman pumping gives rise to two additional physical effects in (4.6b) that are absent in the bulk: nonlinear vertical advection and vertical diffusion of thermal fluctuations, each of which becomes important when  $\zeta_0^{(o)} = \mathcal{O}(\epsilon^{-1/2})$ .

Following (3.6), the outer and middle regions may now be combined into a single composite system capturing dominant contributions upon defining the following composite variables:

$$\overline{\Theta}^{(c)} = \overline{\Theta}_0^{(o)}(\tau, Z) + \epsilon \left( \overline{\Theta}_1^{(m,-)}(t, \tau, Z/\epsilon) + \overline{\Theta}_1^{(m,+)}(t, \tau, 1 - Z/\epsilon) \right) \quad (4.7)$$

$$\overline{P}^{(c)} = \overline{P}_0^{(o)}(\tau, Z) + \epsilon \left( \overline{P}_1^{(m,-)}(t, \tau, Z/\epsilon) + \overline{P}_1^{(m,+)}(t, \tau, 1 - Z/\epsilon) \right) \quad (4.8)$$

$$\Theta'^{(c)} = \Theta_1'^{(o)}(x, y, t; \tau, Z) + \left( \Theta_1'^{(m,-)}(x, y, t; \tau, Z/\epsilon) + \Theta_1'^{(m,+)}(x, y, t; \tau, 1 - Z/\epsilon) \right) \quad (4.9)$$

$$\Psi^{(c)} = \Psi_0^{(o)}(x, y, t; \tau, Z) + \epsilon \left( \Psi_1^{(m,-)}(x, y, t; \tau, Z/\epsilon) + \Psi_1^{(m,+)}(x, y, t; \tau, 1 - Z/\epsilon) \right) \quad (4.10)$$

$$W^{(c)} = W_0^{(o)}(x, y, t; \tau, Z) \quad (4.11)$$

and reverting to a single vertical coordinate  $Z$ . We note that no middle layer corrections to the vertical velocity are required.



We thus arrive at

Composite System or CNH-QGE:

$$\bar{U}^{(c)} \equiv 0, \quad \mathbf{U}'^{(c)} = \nabla^\perp \Psi^{(c)} + W^{(c)} \hat{\mathbf{z}}, \quad P^{(c)} = \bar{P}^{(c)} + \epsilon \Psi^{(c)}, \quad \Theta^{(c)} = \bar{\Theta}^{(c)} + \epsilon \Theta'^{(c)} \quad (4.12)$$

with

$$\left. \begin{aligned} \partial_Z \bar{P}^{(c)} &= \frac{\widetilde{Ra}}{\sigma} \bar{\Theta}^{(c)} \\ \partial_\tau \bar{\Theta}^{(c)} + \partial_Z \left( \overline{W^{(c)} \Theta'^{(c)}} \right) &= \frac{1}{\sigma} \partial_{ZZ} \bar{\Theta}^{(c)} \\ \bar{\Theta}^{(c)}(0) &= 1, \quad \bar{\Theta}^{(c)}(1) = 0, \end{aligned} \right\} \quad (4.13)$$

$$\left. \begin{aligned} D_{ct}^\perp \zeta^{(c)} - \partial_Z W^{(c)} &= \nabla_\perp^2 \zeta^{(c)} \\ D_{ct}^\perp W^{(c)} + \partial_Z \Psi^{(c)} &= \frac{\widetilde{Ra}}{\sigma} \Theta'^{(c)} + \nabla_\perp^2 W^{(c)} \\ D_{ct}^\perp \Theta'^{(c)} + W^{(c)} \partial_Z \bar{\Theta}^{(c)} + \epsilon \nabla_\perp \cdot \left( \mathbf{U}_{1\perp}^{(c)} \Theta'^{(c)} \right) + \epsilon \partial_Z \left( W^{(c)} \Theta'^{(c)} - \overline{W^{(c)} \Theta'^{(c)}} \right) &= \frac{1}{\sigma} (\nabla_\perp^2 + \epsilon^2 \partial_{ZZ}) \Theta'^{(c)} \\ W^{(c)}(0) &= \frac{\epsilon^{1/2}}{\sqrt{2}} \zeta^{(c)}(0), \quad W^{(c)}(1) = -\frac{\epsilon^{1/2}}{\sqrt{2}} \zeta^{(c)}(1) \\ \Theta'^{(c)}(0) &= \Theta'^{(c)}(1) = 0. \end{aligned} \right\} \quad (4.14)$$

Here  $D_{ct}^\perp \equiv \partial_t + \mathbf{U}_{0\perp}^{(c)} \cdot \nabla_\perp$  and  $\mathbf{U}_{1\perp}^{(c)}$  denotes the ageostrophic field determined through the three-dimensional incompressibility condition

$$\nabla_\perp \cdot \mathbf{U}_{1\perp}^{(c)} + \partial_Z W^{(c)} = 0. \quad (4.15)$$

Descriptively, the composite system captures the geostrophically balanced domain (4.12), where Ekman layers are parameterized by (4.14d). The fluctuating dynamics (4.14) indicate that vortical dynamics are driven by vortex stretching associated with the linear Coriolis force while vertical motions are driven by buoyancy and unbalanced pressure gradients. The buoyancy source term in (4.14b) is controlled by the evolution of the fluctuating temperature (4.14c). Here, nonlinear vertical advection and linear vertical diffusion appear as new physical terms in the composite model. The latter is required in order to enforce fixed temperature boundary conditions (4.14d). We note, however, that it is the vertical advection of a strong mean temperature gradient that gives rise to new near boundary source terms activated by Ekman pumping when  $W^{(c)} = \mathcal{O}(1)$ . The resulting adjustments to the convective fluxes give rise to significant changes in the mean background state that remains in hydrostatic balance, Eq. (4.13a). The ageostrophic advective nonlinearity in (4.14c) is retained together with the continuity condition (4.15) in order to maintain asymptotic consistency with known power integrals for the kinetic

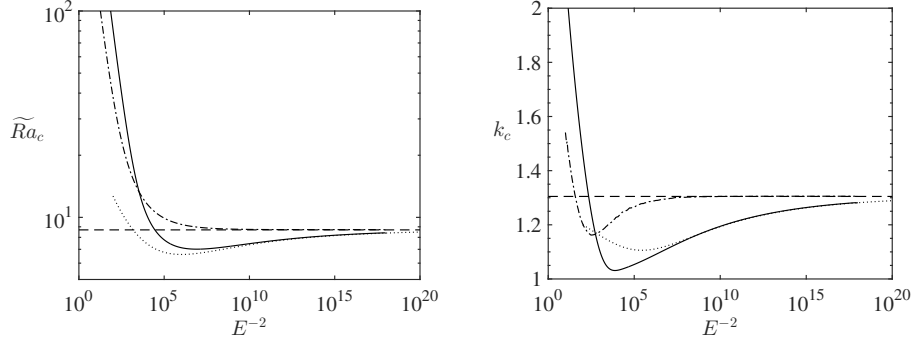


Figure 9: The effect of Ekman pumping on the onset of steady convection. (a) Critical reduced Rayleigh number  $\widetilde{Ra}$  vs  $E^{-2}$  and (b) critical reduced wavenumber  $k_c$  vs  $E^{-2}$ . Shown are results obtained from the unapproximated Navier-Stokes equations for no-slip boundaries (solid) and stress-free boundaries (dashed-dotted) for  $E^{-2} \leq 10^{18}$ . Asymptotic approximations are obtained from the reduced NH-QGE with (i) impenetrable stress-free boundary conditions (dashed) where  $(\widetilde{Ra}_c, k_c) = (8.6956, 1.3048)$ , and (ii) Ekman pumping boundary conditions (dotted). The linear effect of Ekman pumping is quantified by the interval between dashed and dotted lines at a given  $E^{-2}$ .

and thermal energy dissipation, namely

$$\begin{aligned} \mathcal{E}_u &\equiv \left\langle \overline{(\zeta^{(c)})^2} + \overline{|\nabla_{\perp} W^{(c)}|^2} \right\rangle + \frac{\epsilon^{1/2}}{\sqrt{2}} \left( \overline{|\nabla_{\perp} \Psi^{(c)}(0)|^2} + \overline{|\nabla_{\perp} \Psi^{(c)}(1)|^2} \right) = \frac{\widetilde{Ra}}{\sigma^2} (Nu - 1), \\ \mathcal{E}_{\Theta} &\equiv \left\langle \left( \partial_z \overline{\Theta^{(c)}} \right)^2 \right\rangle + \left\langle \overline{|\nabla_{\perp} \Theta'^{(c)}|^2} + \epsilon^2 \overline{(\partial_z \Theta'^{(c)})^2} \right\rangle = Nu. \end{aligned} \quad (4.16)$$

From the analysis of section 3.3.1 and (4.16a) we deduce that Ekman friction remains a subdominant contributor to the kinetic energy dissipation and therefore to the Nusselt number  $Nu$  throughout the entire rotationally constrained regime. However, vertical thermal dissipation becomes dominant in the thermal dissipation rate and  $Nu$  within the thermal wind layer once the critical threshold  $\widetilde{Ra} = \mathcal{O}(E^{-1/9})$  is reached.

Several additional and slightly technical comments about the composite system are in order. The mean temperature equation (4.13b) is obtained upon time filtering the evolution equations (4.5b) over the fast time  $t$  to obtain  $\overline{\Theta_1^{(m)}}^{\mathcal{T}}$  prior to composition with (4.2b). As a consequence of this filtering, evaluation of the advection of the mean temperature in (4.14c) incurs the asymptotically small  $\mathcal{O}(\epsilon)$  error

$$\epsilon W_0^{(o)} \left( \overline{\partial_z \Theta_0^{(m)}}^{\mathcal{T}} - \partial_z \overline{\Theta_0^{(m)}} \right) \quad (4.17)$$

in the vicinity of the upper and lower bounding plates. We also note that the composite formulation produces  $\mathcal{O}(\epsilon)$  errors in horizontal advection terms of the form  $\epsilon \mathbf{U}_{1\perp}^{(c)} \cdot \nabla_{\perp} (\zeta^{(c)}, W^{(c)})$ .

## 5. Results

A comparison of the linear stability results between the reduced composite model and the incompressible Navier-Stokes equations is illustrated in the  $\widetilde{Ra}$ - $E^{-2}$  diagram of Figure 9 and the data given in Table 1. All numerical results were obtained by solving the

Ekman	CNH-QGE		NS	
$E$	$\widetilde{Ra}_c$	$k_c$	$\widetilde{Ra}_c$	$k_c$
$10^{-6}$	7.7594	1.2289	7.7832	1.2294
$10^{-7}$	8.0491	1.2537	8.0572	1.2539
$10^{-8}$	8.2522	1.2703	8.2550	1.2704
$10^{-10}$	8.4888	1.2890	–	–
$10^{-12}$	8.5995	1.2975	–	–
$10^{-14}$	8.6510	1.3014	–	–
$10^{-15}$	8.6652	1.3025	–	–
$10^{-16}$	8.6749	1.3032	–	–
$10^{-\infty}$	8.6956	1.3048	–	–

Table 1: Minimal critical onset value reduced Rayleigh number  $\widetilde{Ra}_c$  and wavenumber  $k_c$  as a function of the Ekman number  $E$  for the CNH-QGE and the unapproximated Boussinesq equations in the presence of no-slip boundary conditions.

two-point boundary value eigenproblem using an iterative Newton-Raphson-Kantorovich (NRK) scheme (Henrici 1962; Cash & Singhal 1982) with 1025 spatial grid points placed at the Chebyshev-Gauss-Lobatto points. All spatial derivatives were computed with fourth order finite differences. Irrespective of the mechanical boundary condition selected, the onset of steady convection corresponds to minimal values  $(\widetilde{Ra}_c, \widetilde{k}_c) = (8.6956, 1.3048)$  as  $E \rightarrow 0$  (dashed line). As shown in Figure 9, for stress-free boundaries excellent convergence to the asymptotic values is observed when  $E^{-2} \gtrsim 10^8$ , or equivalently  $E \lesssim 10^{-4}$  (dashed-dotted lines). For the no-slip case, where Ekman pumping is present, one may observe that the unapproximated values (solid lines) differ from the asymptotic values by an  $\mathcal{O}(1)$  amount. Most strikingly, the asymptotic convergence is very slow, and differences are still visible at  $E^{-2} \approx 10^{20}$ . The inclusion of Ekman pumping in the reduced model and the associated corrections rectifies this difference and asymptotically accurate values of  $\widetilde{Ra}$  and  $k_\perp$  are recovered (cf. solid and dotted lines).

Clearly, the reduced model has an enhanced capability of reaching lower  $E$  with equivalent computational resources. The results of the composite model are in quantitative agreement with the asymptotic result of Heard & Veronis (1971) who find the following analytic result for marginal stability

$$\widetilde{Ra}_m = \left( \frac{\pi^2}{k_\perp^2} + k_\perp^4 \right) - 2\sqrt{2} \frac{\pi^2}{k_\perp^4} \epsilon^{1/2} + 6 \frac{\pi^2}{k_\perp^6} \epsilon, \quad \epsilon = E^{1/3}. \quad (5.1)$$

The higher order asymptotic corrections respectively capture the influence of Ekman pumping (also reported by Niiler & Bisshopp (1965)) and thermal regularization within the middle layer.

The quantitative impact of the inclusion of Ekman pumping in the asymptotically reduced equations can be assessed by computing fully nonlinear single-mode (or single horizontal wavenumber) solutions. Following Julien & Knobloch (1998), we pose for

steady state solutions with  $\sigma > 0.67$  the ansatz

$$\left(\Psi^{(c)}, \zeta^{(c)}, W^{(c)}, \Theta^{(c)}\right) = \sigma^{-1} \left(\tilde{\Psi}(Z), \tilde{\zeta}(Z), \tilde{W}(Z), \sigma\tilde{\Theta}(Z)\right) h(x, y), \quad (5.2)$$

where  $h(x, y)$  is a real-valued function satisfying the planform equation

$$\nabla_{\perp}^2 h = -k_{\perp}^2 h, \quad (5.3)$$

with normalization  $\overline{h^2} = 1$ . These planforms include rolls ( $h = \sqrt{2} \cos k_{\perp} x$ ), squares ( $h = \cos k_{\perp} x + \cos k_{\perp} y$ ), hexagons ( $h = \sqrt{2/3}(\cos k_{\perp} x + \cos(\frac{1}{2}k_{\perp}(x + \sqrt{3}y)) + \cos(\frac{1}{2}k_{\perp}(x - \sqrt{3}y)))$ ), regular triangles ( $h = \sqrt{2/3}(\sin k_{\perp} x + \sin(\frac{1}{2}k_{\perp}(x + \sqrt{3}y)) + \sin(\frac{1}{2}k_{\perp}(x - \sqrt{3}y)))$ ), and the patchwork quilt ( $h = (\cos(\frac{1}{2}k_{\perp}(x + \sqrt{3}y)) + \cos(\frac{1}{2}k_{\perp}(x - \sqrt{3}y)))$ ). For such patterns horizontal advection vanishes, for instance,

$$\nabla^{\perp} \Psi^{(c)} \cdot \nabla_{\perp} \zeta^{(c)} = \sigma^{-2} \tilde{\Psi}_0^2(Z) \nabla^{\perp} h \cdot \nabla_{\perp} \nabla_{\perp}^2 h = -k_{\perp}^2 \sigma^{-2} \tilde{\Psi}_0^2(Z) \nabla^{\perp} h \cdot \nabla_{\perp} h \equiv 0. \quad (5.4)$$

The following  $\sigma$ -independent system of ordinary differential equations for the vertical structure is then obtained:

$$(\partial_{ZZ} - k_{\perp}^6) \tilde{W} + k_{\perp}^4 \tilde{Ra} \tilde{\Theta} = 0, \quad (5.5)$$

$$(\epsilon^2 \partial_{ZZ} - k_{\perp}^2) \tilde{\Theta} - \tilde{W} \partial_Z \overline{\Theta}^{(c)} = 0, \quad (5.6)$$

$$\partial_Z \tilde{W} - k_{\perp}^2 \tilde{\zeta} = 0, \quad (5.7)$$

$$-\partial_Z \overline{\Theta}^{(c)} + \tilde{W} \tilde{\Theta} = Nu, \quad (5.8)$$

together with the boundary conditions

$$\tilde{W}(0) = \frac{\epsilon^{1/2}}{\sqrt{2}} \tilde{\zeta}(0), \quad \tilde{W}(1) = -\frac{\epsilon^{1/2}}{\sqrt{2}} \tilde{\zeta}(1), \quad (5.9)$$

$$\overline{\Theta}^{(c)}(0) = 1, \quad \overline{\Theta}^{(c)}(1) = 0, \quad \tilde{\Theta}(0) = \tilde{\Theta}(1) = 0. \quad (5.10)$$

The above single-mode system represents a nonlinear two-point boundary value problem which we solve by successive over-relaxation on a discretized one-dimensional mesh. An iterative NRK scheme is used with  $\mathcal{O}(10^{-10})$  accuracy in the  $L^2$  norm of the energy functional  $E(Z) = (\tilde{W}^2 + |\nabla_{\perp} \tilde{\Psi}|^2)/2$ . The control parameters of the problem are the scaled Rayleigh number  $\tilde{Ra}$ , the horizontal wavenumber  $k_{\perp}$ , and the parameter  $\epsilon = E^{1/3}$  measuring the strength of Ekman pumping.

In the absence of Ekman pumping ( $\epsilon = 0$ ) the only remaining nonlinearity in the reduced equations is the vertical divergence of the horizontally averaged convective flux appearing in (5.8), which is incapable of generating energy exchanges between horizontal wavenumbers. Julien & Knobloch (1999) have shown that single-mode solutions are in fact exact solutions to the reduced system.

Results for the  $Nu$ - $\tilde{Ra}$  relation from the fully nonlinear single-mode theory are presented in Figures 10 and 11. Given no a priori means for selecting the wavenumber  $k_{\perp}$ , it is held fixed at the critical value obtained at linear onset (Table 1) in Figure 10. In Figure 11, the wavenumber that maximizes  $Nu$  at fixed  $\tilde{Ra}$  is selected. In each case comparisons with the stress-free  $Nu$ - $\tilde{Ra}$  curve corresponding to  $\epsilon = 0$  in Eq. (5.9) (solid line) reveal strong departures once the predicted threshold  $\tilde{Ra}_{thres} \sim E^{-1/9}$  is reached.

Estimates of this threshold are given in Table 2. For  $E \gtrsim 10^{-9}$  we observe that this departure occurs immediately at onset. As  $\tilde{Ra}$  increases, the  $Nu$ - $\tilde{Ra}$  curves exhibit a

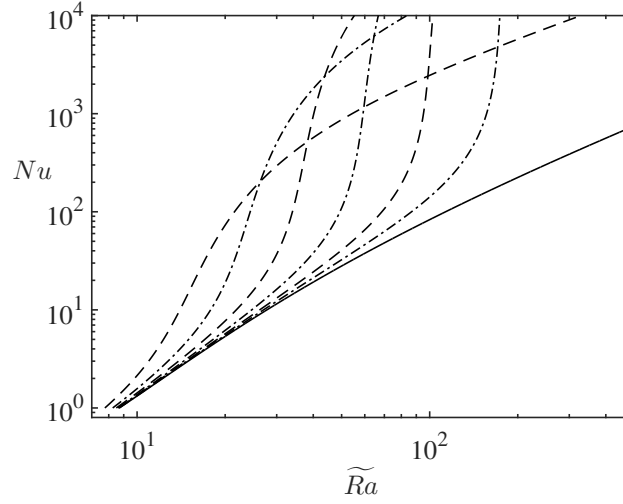


Figure 10: The Nusselt number  $Nu$  vs  $\widetilde{Ra}$  corresponding to the critical wavenumbers  $k_{\perp} = k_c$  in the presence of Ekman pumping for single-mode solutions. The solid curve shows the results for the case of no pumping  $\epsilon = 0$ . The remaining curves illustrate the enhancement due to Ekman pumping for, from right to left,  $E = \epsilon^3 = (10^{-16}, 10^{-14}, 10^{-12}, 10^{-10}, 10^{-8}, 10^{-6})$ . See Table 1 for  $k_c$ .

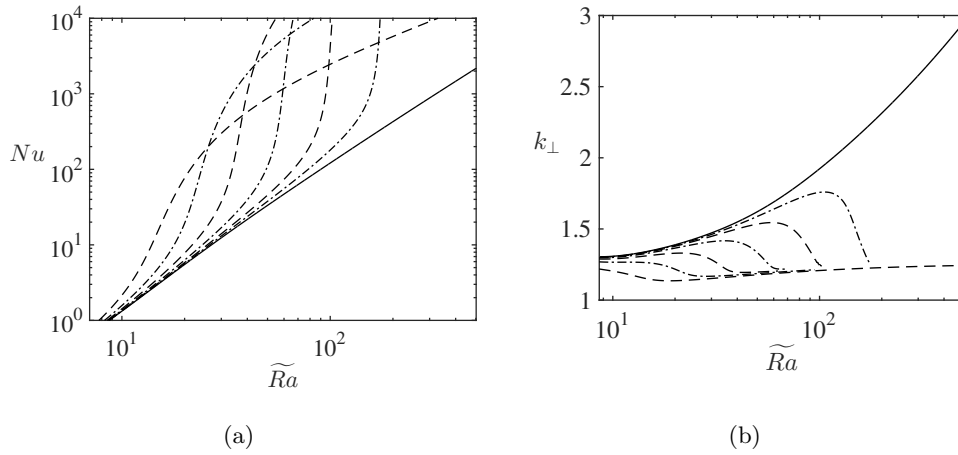


Figure 11: (a) The maximal Nusselt number  $Nu$  vs  $\widetilde{Ra}$ , and (b) the corresponding wavenumber  $k_{\perp}$  in the presence of Ekman pumping for single-mode solutions. The solid curve shows the results for the stress-free case with no pumping ( $\epsilon = 0$ ). The remaining curves illustrate the enhancement due to Ekman pumping for, from right to left,  $E = \epsilon^3 = (10^{-16}, 10^{-14}, 10^{-12}, 10^{-10}, 10^{-8}, 10^{-6})$ . The stress free case provides an upper bound for the horizontal wavenumber that maximizes heat transport in the single-mode theory.

transition region of strong monotonic increase with a positive curvature. This trend continues until a zero curvature point is reached. In the range  $Nu \leq 10^4$ , this occurs for  $E \geq 10^{-14}$ ; smaller values of  $E$  have yet to attain their zero curvature points. Beyond the zero curvature point a monotonically increasing curve of negative curvature is observed before the asymptotic branch is reached. Interestingly, Figure 11(b) indicates the transi-

---

Ekman, $E$   $\widetilde{Ra}_{thres} \sim E^{-1/9}$	
$10^{-6}$	4.6415
$10^{-8}$	7.7426
$10^{-10}$	12.9155
$10^{-12}$	21.5443
$10^{-14}$	35.9381
$10^{-16}$	59.9484
$10^{-\infty}$	$\infty$

---

Table 2: Estimates for the transitional Rayleigh number  $\widetilde{Ra}_{thres} \sim E^{-1/9}$  as a function of  $E$ .

---

tion region for maximal  $Nu$  is bracketed by two limiting values of  $k_{\perp}$  – a monotonically increasing branch prior to transition and a saturated branch with  $k_{\perp} = 1.2434$  very close to the critical onset value  $k_{\perp} = 1.3048$ . The latter provides evidence that all  $Nu$ - $\widetilde{Ra}$  curves with  $\epsilon > 0$  are topologically similar.

It is worth providing more precise reasons for the heat transport scaling transition. In eqs. (5.5)–(5.10) the small parameter  $\epsilon$  makes two physically distinct appearances. This first is in the Ekman pumping boundary conditions, Eq. (5.9). The second is in the vertical dissipation of thermal fluctuations, Eq. (5.6). Ostensibly, one might suppose that the latter is much less significant than the former:  $\epsilon^2$  versus  $\sqrt{\epsilon}$ , respectively. We can therefore entertain dropping the  $\epsilon^2$  and retaining only the  $\sqrt{\epsilon}$ . We already know that the heat transport shows significant enhancement when  $\widetilde{Ra} \sim \epsilon^{-1/3}$ . What part of this results from pumping versus the thermal wind balance immediately adjacent to the Ekman boundary layer? The answer is that without thermal dissipation the Ekman pumping not only enhances the heat transport, but also causes it to diverge to infinity. However, thermal dissipation acts to arrest the divergence resulting in a finite albeit much enhanced value of  $Nu$  over that with no Ekman pumping.

It is evident from Figures 10 and 11(a) that at fixed  $\widetilde{Ra}$  the maximal heat transport is achieved for an intermediate value of  $\epsilon > 0$ . Moreover as  $\epsilon \rightarrow 0$  the transition from the stress-free curve corresponding to  $\epsilon = 0$  in Eq. (5.9) exhibits increasingly steep slopes. This is quantified in Figure 12, where the instantaneous power exponents

$$\beta = \frac{d \log_{10} Nu}{d \log_{10} \widetilde{Ra}} \quad \text{for } Nu \propto \widetilde{Ra}^{\beta} \quad (5.11)$$

$$\gamma = \frac{d \log_{10}(Nu - 1)}{d \log_{10} \eta} \quad \text{for } Nu \propto \eta^{\gamma}, \quad \eta \equiv \frac{\widetilde{Ra}}{\widetilde{Ra}_c} - 1 \quad (5.12)$$

are plotted as a function of  $\widetilde{Ra}$ . Owing to the inability of laboratory experiments and DNS to probe deeply into the high  $\widetilde{Ra}$ , low  $(E, Ro)$  regime it has been suggested (Ecke 2015a) that a more pertinent measure for the heat transport in this regime is one more closely related to weakly nonlinear theory, i.e., the supercriticality  $\eta$  and the associated exponent  $\gamma$  in Eq. (5.12) and Figure 12(b). It can be seen in Figure 12 that both exponents display similar qualitative characteristics.

For stress-free boundaries (corresponding to  $\epsilon = 0$  in Eq. (5.9)) we observe that  $\beta =$

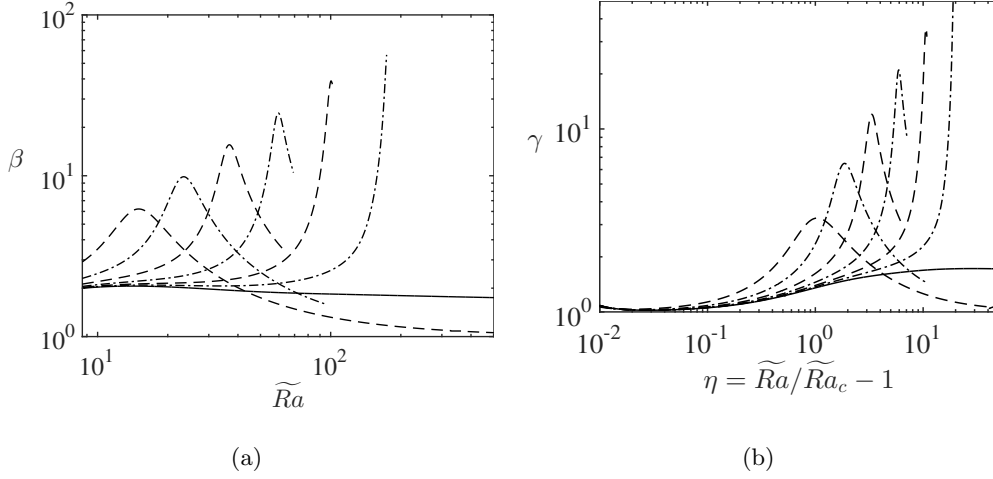


Figure 12: (a) Instantaneous heat transport exponent (a)  $\beta = d \log_{10} Nu / d \log_{10} \widetilde{Ra}$  vs  $\widetilde{Ra}$ . (b)  $\gamma = d \log_{10} Nu / d \log_{10} \eta$  vs  $\eta = \widetilde{Ra}/\widetilde{Ra}_c - 1$ . The solid curve shows the results for the case of no pumping ( $\epsilon = 0$  in Eq. (5.9)). The remaining curves illustrate the enhancement due to Ekman pumping for, from right to left,  $E = \epsilon^3 = (10^{-16}, 10^{-14}, 10^{-12}, 10^{-10}, 10^{-8}, 10^{-6})$ .

1.7466 and  $\gamma = 1.7171$  as  $\widetilde{Ra} \rightarrow \infty$  which is close to that obtained in the full simulations of the NH-QGE (Sprague *et al.* 2006) where  $\beta = 2.1$ . We note that the expected weakly nonlinear result  $\gamma = 1$  is captured near onset at  $\widetilde{Ra} = \widetilde{Ra}_c$  (Bassom & Zhang 1994; Dawes 2001; Julien *et al.* 2012b). In contrast, away from onset and the weakly nonlinear regime, Figure 12(a) indicates that  $\beta \approx 2$ , revealing only a slight difference from the strongly nonlinear value  $\beta = 2.1$  determined from DNS.

For no-slip boundaries with Ekman pumping ( $\epsilon \neq 0$ ), we observe that  $\beta \geq 2$ , indicating a tendency for Ekman pumping to increase heat transport. This trend is also observed in the supercriticality exponent  $\gamma$ . The maximal exponents all occur at the zero curvature point in the  $Nu$ - $Ra$  curves (Figures 10 and 11(a)) and this value trends to  $\infty$  as  $\epsilon \rightarrow 0$  where the zero curvature point becomes inflectional. These observations within the single-mode setting provide an explanation of the measured increase in the heat transport exponent  $\beta_{rot}^{NS}$  in the scaling relation  $Nu \propto \widetilde{Ra}^\beta$  (see Figure 1) and suggest that both laboratory experiments and DNS have yet to probe the saturated asymptotic state in the presence of Ekman pumping. In Figure 12, we see that the single-mode branches asymptote to saturated exponents  $\beta, \gamma \approx 1$  as  $\widetilde{Ra} \sim \eta \rightarrow \infty$  which are significantly below the stress-free result of  $\beta, \gamma \approx 2$  and close to that produced by weakly nonlinear theory. Thus after an initial range of enhancement in the heat transport it appears that Ekman pumping diminishes heat transport efficiency as measured by the exponents. This fortuitous result is consistent with the claim by Ecke (2015b) that the  $Nu$ - $\eta$  relation should be interpreted from a weakly nonlinear standpoint where  $\eta$  is interpreted as  $\mathcal{O}(1)$ .

The fidelity of the CNH-QGE and single-mode solutions is further demonstrated in the vertical structure profiles of Figure 13. Comparison with DNS at fixed  $\widetilde{Ra} = 20$ ,  $E = 10^{-7}$ ,  $\sigma = 7$  clearly shows that a periodic array of convection cells described by a single-mode solution overestimates the DNS amplitudes. This fact is known from stress-free investigations (Sprague *et al.* 2006; Stellmach *et al.* 2014). However, excellent agreement is found in the topology of the vertical profiles. The stress-free and no-slip single-

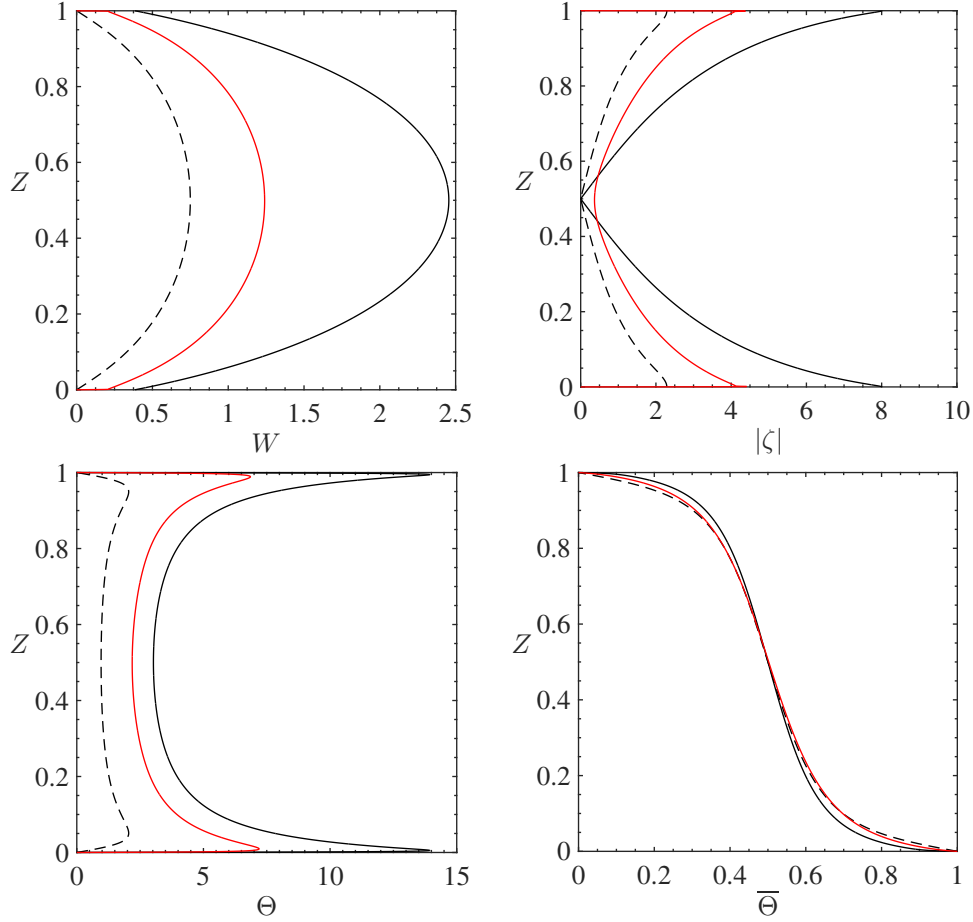


Figure 13: Vertical structure profiles at  $\widetilde{Ra} = 20$ ,  $E = 10^{-7}$ ,  $\sigma = 7$  obtained from the reduced NH-QGE with stress-free boundary conditions (black, dashed line), reduced CNH-QGE (black, solid line) and DNS (red, solid line). (a) RMS vertical velocity, (b) RMS vertical vorticity, (c) RMS temperature, (d) mean temperature. The stress-free and no-slip single-mode results respectively constitute lower and upper bounds on the DNS results.

mode results respectively constitute lower and upper bounds on the DNS results. This is also borne out in an explicit comparison of the heat transport at  $Pr = 7$ ,  $E = 10^{-7}$  (Figure 14).

## 6. Conclusion

Discrepancies between recent synergistic investigations of rotating thermal convection performed through laboratory experiments (Cheng *et al.* 2015), DNS (Stellmach *et al.* 2014), and reduced models (Julien *et al.* 2012b) have drawn attention to the non-trivial impact of Ekman pumping on the efficiency of heat transport. Laboratory experiments and DNS are unable to access the geophysically and astrophysically relevant high  $Ra$ -low  $(Ro, E)$  parameter space. In the present study, this difficulty is overcome by performing a detailed asymptotic analysis in the limit  $(Ro, E) \rightarrow 0$  and extending the previously developed NonHydrostatic-QuasiGeostrophic Equations to incorporate the effects of Ekman



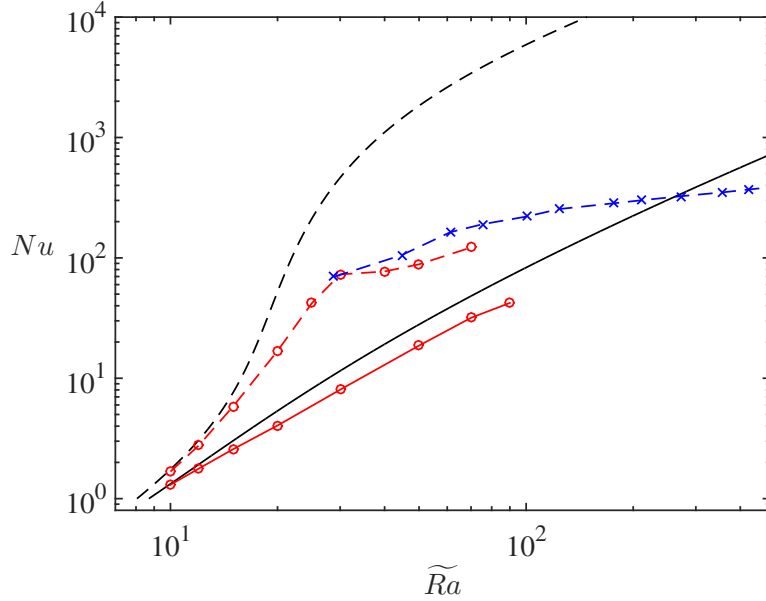


Figure 14: The Nusselt number  $Nu$  vs  $\widetilde{Ra}$  at  $\sigma = 7$  and  $E = 10^{-7}$ : single-mode data for stress-free boundaries at  $\epsilon = 0$  (solid black curve); single-mode data for no-slip boundaries (black dashed curve); DNS data for stress-free boundaries (red solid curve); DNS data for no-slip boundaries (red dashed curve); laboratory data (blue dashed curve). The single-mode solutions provide an upper bound to the DNS Nusselt number.

pumping. The analysis reveals the existence of three distinct fluid regions each characterized by a different dominant physical balance: a geostrophically balanced bulk where fluid motions are predominately aligned with the axis of rotation, Ekman layers adjacent to the bounding plates where viscous stresses attenuate the interior geostrophic velocity field, and intermediate thermal wind layers driven by Ekman pumping. A classical Ekman pumping parameterization  $W^{(o)} = \pm E^{1/6} \zeta_0^{(o)} / \sqrt{2}$  is utilized to alleviate the need for spatially resolving the Ekman boundary layers and a reduced model, the CNH-QGE, is constructed using the method of composite expansions (Nayfeh 2008). The model bears all the hallmarks of its stress-free counterpart where horizontal advection of momentum and heat, linear vortex stretching through the Coriolis force, and the vertical advection of the local mean temperature dominate the buoyancy driven flow (Sprague *et al.* 2006; Julien *et al.* 2012b). However, once a critical threshold  $\widetilde{Ra} = \mathcal{O}(E^{-1/9})$  is reached, Ekman pumping provides a substantial source of buoyancy production in the vicinity of the bounding plates and the system transitions from asymptotically weak Ekman pumping to  $\mathcal{O}(1)$  Ekman pumping.

The physical explanation for this phenomenon is the ascendance to dominance of a new source of buoyancy production in the thermal wind layer through the vertical advection of the mean temperature by Ekman pumping. This occurs through the intensification of the mean temperature gradient and the vortical motions that drive vertical Ekman transport, resulting in convective fluxes generated by Ekman transport that are comparable to those generated in the bulk. Thus  $\mathcal{O}(1)$  changes to the Nusselt number are produced when compared to rapidly rotating convection in the presence of stress-free boundaries.

Single-mode theory for cellular patterns was used to quantify the dramatic enhancement

in the Nusselt number as measured in the  $Nu \propto \widetilde{Ra}^\beta$  or  $Nu - 1 \propto (\widetilde{Ra}/\widetilde{Ra} - 1)^\gamma$  scaling relations. Similar single-mode theory applied to isolated, radially symmetric profiles of convective Taylor columns (Grooms *et al.* 2010) yields qualitatively similar results. This theory provides an upper bound on the laboratory and DNS results which have reported heat transport exponents  $\beta_{rot}^{NS}$  that appear to increase with decreasing  $E$  (see Figure 1). Results from single-mode theory suggest that the current experiments are probing the steeper transition region before the asymptotic regime is reached. Indeed, as  $E \rightarrow 0$ , this region exhibits an ever-steepening scaling (see Figures 10 and 11). Measurements of the instantaneous heat transport exponents show that once the asymptotic regime is reached the Ekman pumping reduces the exponents to values below those observed in the stress-free case. Owing to the challenges in probing the high  $Ra$ -low  $(Ro, E)$  regime these investigations are unable to reach the upper parts of the branch which are of geophysical and astrophysical interest. In addition, we found that at finite  $E \ll 1$  (and within the regime of validity of the theory), the  $Nu$ - $Ra$  heat transport law achieved by DNS and in the laboratory is bounded from below by single-mode theory for stress-free boundaries and bounded from above by single-mode theory for no-slip boundaries at the specified  $E$ . In this regard, the results of single-mode theory have considerable utility. However, a more detailed numerical investigation of the CNH-QGE will further our understanding of the rotationally constrained regime. Specifically, motivated by laboratory experiments, our analysis has focused primarily on water for which  $\sigma = 7$ . For smaller Prandtl numbers,  $\sigma \lesssim 1$ , geostrophic turbulence is known to be triggered at much lower reduced Rayleigh numbers (Julien *et al.* 2012a; Nieves *et al.* 2014). Assuming that the physics behind heat transport enhancement is robust, the quantitative effect of Ekman pumping in this regime and associated scaling laws can now be explored via simulations of the CNH-QGE derived here.

Given that the range of reduced Rayleigh numbers  $\widetilde{Ra}$  for which the CNH-QGE are valid can span five decades in geophysical and astrophysical settings where  $E = \mathcal{O}(10^{-15})$ , the flow morphologies of low Prandtl number rotationally constrained convection are likely to be as rich as in nonrotating convection. As illustrated by Julien *et al.* (2012a) and Stellmach *et al.* (2014) multiple heat transport scaling regimes are therefore likely to exist.

### Acknowledgements

This work was supported by the National Science Foundation under grants EAR #1320991 (MAC, KJ and JMA), EAR CSEDI #1067944 (KJ and JMA) and DMS-1317596 (EK). GV acknowledges funding from the Australian Research Council, Project No. DE140101960. The authors wish to acknowledge the hospitality of the UCLA IPAM long program on the Mathematics of Turbulence where some of this work was done as well as important conversations with Greg Chini, Robert Ecke, James McWilliams, David Nieves and Meredith Plumley.

## 7. Appendix

As deduced in subsection 3.2.1 in the regime prior to the enhancement of heat transport by Ekman pumping, i.e., where  $\zeta_0^{(o)}(0) < \mathcal{O}(\epsilon^{-1/2})$ , an asymptotic theory may be developed based solely on higher order corrections to the NH-QGE. Such corrections may be considered to be the nonlinear extension of the linear work of Niiler & Bisshopp (1965) and Heard & Veronis (1971).

On proceeding to  $\mathcal{O}(\epsilon^{1/2})$ , the mean dynamics are described by

$$\partial_Z \bar{P}_{1/2}^{(o)} = \frac{\widetilde{Ra}}{\sigma} \bar{\Theta}_{1/2}^{(o)}, \quad (7.1)$$

$$\partial_\tau \bar{\Theta}_{1/2}^{(o)} + \partial_Z \left( \overline{W_0^{(o)} \Theta_{3/2}^{\prime(o)} + W_{1/2}^{(o)} \Theta_1^{\prime(o)}}^{\mathcal{T}} \right) = \frac{1}{\sigma} \partial_{ZZ} \bar{\Theta}_{1/2}^{(o)}, \quad (7.2)$$

$$\bar{\Theta}_{1/2}^{(o)}(0) = 0, \quad \bar{\Theta}_{1/2}^{(o)}(1) = 0. \quad (7.3)$$

Following the perturbation analysis of section 3.1 for the fluctuations to the next order gives

$$\mathcal{L}_{geo} \begin{pmatrix} \mathbf{U}_{1/2}^{\prime(o)} \\ P_{3/2}^{\prime(o)} \end{pmatrix} = \mathbf{RHS}. \quad (7.4)$$

Upon application of the solvability condition, we find that the corrections are geostrophically balanced with

$$\mathbf{U}_{1/2}^{\prime(o)} = \nabla^\perp \Psi_{1/2}^{(o)} + W_{1/2}^{(o)} \hat{\mathbf{z}}, \quad P_{3/2}^{\prime(o)} = \Psi_{1/2}^{(o)} \quad (7.5)$$

and evolve according to

$$D_{0t}^\perp \zeta_{1/2}^{(o)} + \mathbf{U}_{1/2}^{(o)} \cdot \nabla_\perp \zeta_0^{(o)} - \partial_Z W_{1/2}^{(o)} = \nabla_\perp^2 \zeta_{1/2}^{(o)}, \quad (7.6)$$

$$D_{0t}^\perp W_{1/2}^{(o)} + \mathbf{U}_{1/2}^{(o)} \cdot \nabla_\perp W_0^{(o)} + \partial_Z \Psi_{1/2}^{(o)} = \frac{\widetilde{Ra}}{\sigma} \Theta_{3/2}^{\prime(o)} + \nabla_\perp^2 W_{1/2}^{(o)}, \quad (7.7)$$

$$D_{0t}^\perp \Theta_{3/2}^{\prime(o)} + \mathbf{U}_{1/2}^{(o)} \cdot \nabla_\perp \Theta_1^{\prime(o)} + \underbrace{W_0^{(o)} \partial_Z \bar{\Theta}_{1/2}^{(o)} + W_{1/2}^{(o)} \partial_Z \bar{\Theta}_0^{(o)}} = \frac{1}{\sigma} \nabla_\perp^2 \Theta_{3/2}^{\prime(o)}. \quad (7.8)$$

Importantly, it is evident from the underlined term that the temperature fluctuations at the boundaries remain nonzero,  $\Theta_{3/2}^{\prime(o)}(0), \Theta_{3/2}^{\prime(o)}(1) \neq 0$ , implying that a middle layer correction is required. On developing the asymptotics for the middle region, the corrections are given by the following set of equations

$$\hat{\mathbf{z}} \times \mathbf{U}_{3/2}^{\prime(m)} = -\nabla_\perp \Psi_{3/2}^{(m)}, \quad (7.9)$$

$$\partial_z \Psi_{3/2}^{(m)} = \frac{\widetilde{Ra}}{\sigma} \Theta_{3/2}^{\prime(m)}, \quad (7.10)$$

$$D_{0t}^\perp \Theta_{3/2}^{\prime(m)} = \frac{1}{\sigma} \nabla_\perp^2 \Theta_{3/2}^{\prime(m)}, \quad (7.11)$$

$$\Theta_{3/2}^{\prime(m)}(Z_b) + \Theta_{3/2}^{\prime(m)}(Z_b) = 0, \quad \Theta_{3/2}^{\prime(m)}(\infty) = 0, \quad (7.12)$$

where  $Z_b = 0$  or  $1$ . The dynamics are in thermal wind balance and evolve according to an advection-diffusion equation. Notable in (7.11) is the absence of vertical advection of the mean temperature indicating that buoyancy production by Ekman pumping is negligible.

We extend the scaling analysis of subsection 3.3.1 for the CTC regime to the case where

horizontal advection in the reduced dynamics is subdominant, and set

$$\begin{aligned} W_{1/2}^{(o)} &= \widetilde{Ra}^{\tilde{w}} \widehat{W}_{1/2}^{(o)}, \quad \Psi_{1/2}^{(o)} = \widetilde{Ra}^{\tilde{\psi}} \widehat{\Psi}_{1/2}^{(o)}, \quad \zeta_{1/2}^{(o)} = \widetilde{Ra}^{\tilde{\zeta}} \widehat{\zeta}_{1/2}^{(o)}, \\ \Theta_{3/2}^{(o)} &= \widetilde{Ra}^{\tilde{\theta}} \widehat{\Theta}_{3/2}^{(o)}, \quad \partial_Z \overline{\Theta}_{1/2}^{(o)} = \widetilde{Ra}^{\tilde{dt}} \widehat{\partial_Z \overline{\Theta}_{1/2}^{(o)}}. \end{aligned} \quad (7.13)$$

In the bulk, the algebraic equations satisfied by the exponents are identical to those found in the NH-QGE (see Eq. (3.78)), namely,

$$\tilde{w} = \tilde{\psi} = \tilde{\zeta} = \frac{\hat{\beta} + 1}{2}, \quad \tilde{\theta} = \frac{\hat{\beta} - 1}{2}, \quad \tilde{dt} = -1. \quad (7.14)$$

Inspection of the two highest terms of the asymptotic series for the fluid variables establishes that series remains uniform in all variables, e.g.,

$$w \approx \widetilde{Ra}^{\frac{\hat{\beta}+1}{2}} \left( \widehat{W}_0^{(o)} + \epsilon^{1/2} \widehat{W}_{1/2}^{(o)} + \dots \right), \quad \text{s.t.} \quad \epsilon^{1/2} W_{1/2}^{(o)} = o\left(W_0^{(o)}\right). \quad (7.15)$$

Similar expressions hold for the other variables identified in (7.14). Indeed, this finding always holds for the NH-QGE in the region of asymptotic validity for impenetrable stress-free boundary conditions.

The validity in the presence of impenetrable no-slip boundary conditions is thus a central question of interest. In the thermal boundary layer, where vertical fluid motions persist due to Ekman pumping, the exponents satisfy instead

$$\tilde{w} = \frac{\hat{\beta} + 1}{2}, \quad \tilde{\psi} = \tilde{\zeta} = \hat{\beta} + 1, \quad \tilde{dt} = \tilde{\theta} = \frac{3\hat{K} + 1}{2}. \quad (7.16)$$

Comparison with the leading order exponents (Eq. (3.86)) shows that the vortical and thermal corrections increase at a much greater rate than in the stress-free case, suggesting an eventual loss of uniformity in the asymptotic expansion. Since

$$\begin{aligned} \zeta &\approx \widetilde{Ra}^{\frac{\hat{\beta}+1}{2}} \left( \widehat{\zeta}_0^{(o)} + \epsilon^{1/2} \widetilde{Ra}^{\frac{\hat{\beta}+1}{2}} \widehat{\zeta}_{1/2}^{(o)} \right), \quad \Psi \approx \widetilde{Ra}^{\frac{\hat{\beta}+1}{2}} \left( \widehat{\Psi}_0^{(o)} + \epsilon^{1/2} \widetilde{Ra}^{\frac{\hat{\beta}+1}{2}} \widehat{\Psi}_{1/2}^{(o)} \right), \\ \theta' &\approx \widetilde{Ra}^{\hat{\beta}} \left( \widehat{\Theta}_1^{(o)} + \epsilon^{1/2} \widetilde{Ra}^{\frac{\hat{\beta}+1}{2}} \widehat{\Theta}_{3/2}^{(o)} \right), \quad \partial_Z \overline{\Theta}^{(o)} \approx \widetilde{Ra}^{\hat{\beta}} \left( \widehat{\partial_Z \overline{\Theta}}_0^{(o)} + \epsilon^{1/2} \widetilde{Ra}^{\frac{\hat{\beta}+1}{2}} \widehat{\partial_Z \overline{\Theta}}_{1/2}^{(o)} \right) \end{aligned} \quad (7.17)$$

the loss of uniformity occurs when  $\epsilon^{1/2} \widetilde{Ra}^{\frac{\hat{\beta}+1}{2}} = \mathcal{O}(1)$ . A more detailed boundary layer analysis (not presented here) reveals a particularly grave situation where all orders in the asymptotic sequence exhibit non-uniformity and become as large as the leading order prediction. This situation is resolved by promoting the effect of Ekman pumping to leading order, as done in this paper. The higher order system (7.6)-(7.8) is contained within the CNH-QGE when the effects of Ekman pumping are subdominant.

## REFERENCES

- AUBERT, JULIEN, GILLET, NICOLAS & CARDIN, PHILIPPE 2003 Quasigeostrophic models of convection in rotating spherical shells. *Geochemistry, Geophysics, Geosystems* **4** (7), 1–19, 1052.
- AURNOU, JM, CALKINS, MA, CHENG, JS, JULIEN, K, KING, EM, NIEVES, D, SODERLUND, KM & STELLMACH, S 2015 Rotating convective turbulence in earth and planetary cores. *Physics of the Earth and Planetary Interiors* **246**, 52–71.
- BARCILON, VICTOR 1965 Stability of a non-divergent Ekman layer. *Tellus* **17**, 53–68.

- BASSOM, ANDREW P & ZHANG, KEKE 1994 Strongly nonlinear convection cells in a rapidly rotating fluid layer. *Geophys. Astrophys. Fluid Dyn.* **76**, 223–238.
- CALKINS, M. A., AURNOU, J. M., ELDREDGE, J. D. & JULIEN, K. 2012 The influence of fluid properties on the morphology of core turbulence and the geomagnetic field. *Earth Planet. Sci. Lett.* **359–360**, 55–60.
- CALKINS, M. A., JULIEN, K. & MARTI, P. 2013 Three-dimensional quasi-geostrophic convection in the rotating cylindrical annulus with steeply sloping endwalls. *J. Fluid Mech.* **732**, 214–244.
- CASH, J.R. & SINGHAL, A. 1982 High order methods for the numerical solution of two-point boundary value problems. *BIT Numerical Mathematics* **22**, 183–199.
- CHANDRASEKHAR, S. 1961 *Hydrodynamic and Hydromagnetic Stability*. Oxford: Oxford University Press.
- CHARNEY, J. G. 1948 On the scale of atmospheric motions. *Geophys. Publ.* **17**, 3–17.
- CHARNEY, J. G. 1971 Geostrophic turbulence. *J. Atmos. Sci.* **28**, 1087–1095.
- CHENG, J. S., STELLMACH, S., RIBEIRO, A., GRANNAN, A., KING, E. M. & AURNOU, J. M. 2015 Laboratory-numerical models of rapidly rotating convection in planetary cores. *Geophys. J. Int.* **201**, 1–17.
- DAWES, JHP 2001 Rapidly rotating thermal convection at low Prandtl number. *J. Fluid Mech.* **428**, 61–80.
- DUDIS, JOSEPH J & DAVIS, STEPHEN H 1971 Energy stability of the Ekman boundary layer. *J. Fluid Mech.* **47**, 405–413.
- EADY, E. T. 1949 Long waves and cyclone waves. *Tellus* **1**, 33–52.
- ECKE, R. E. 2015a Scaling of heat transport near onset in rapidly rotating convection. *Phys. Lett. A* **379**, 2221–2223.
- ECKE, ROBERT E. 2015b Scaling of heat transport near onset in rapidly rotating convection. *Physics Letters A* **379** (37), 2221 – 2223.
- ECKE, R. E. & NIEMELA, J. J. 2014 Heat transport in the geostrophic regime of rotating Rayleigh–Bénard convection. *Phys. Rev. Lett.* **113**, 114301.
- FALLER, ALAN J & KAYLOR, ROBERT E 1966 A numerical study of the instability of the laminar Ekman boundary layer. *J. Atmospheric Sci.* **23**, 466–480.
- FAVIER, B, SILVERS, LJ & PROCTOR, MRE 2014 Inverse cascade and symmetry breaking in rapidly rotating Boussinesq convection. *Phys. Fluids* **26**, 096605.
- GREENSPAN, H. P. 1969 On the non-linear interaction of inertial modes. *J. Fluid Mech.* **36**, 257–264.
- GROOMS, IAN 2015 Asymptotic behavior of heat transport for a class of exact solutions in rotating Rayleigh–Bénard convection. *Geophys. Astrophys. Fluid Dyn.* **109**, 145–158.
- GROOMS, I., JULIEN, K., WEISS, J. B. & KNOBLOCH, E. 2010 Model of convective Taylor columns in rotating Rayleigh–Bénard convection. *Phys. Rev. Lett.* **104**, 224501.
- GROOMS, IAN & WHITEHEAD, JARED P 2015 Bounds on heat transport in rapidly rotating Rayleigh–Bénard convection. *Nonlinearity* **28**, 29–42.
- GUERVILLY, CÉLINE, HUGHES, DAVID W & JONES, CHRIS A 2014 Large-scale vortices in rapidly rotating Rayleigh–Bénard convection. *J. Fluid Mech.* **758**, 407–435.
- HEARD, W. B. & VERONIS, G. 1971 Asymptotic treatment of the stability of a rotating layer of fluid with rigid boundaries. *Geophys. Fluid Dyn.* **2**, 299–316.
- HENRICI, P. 1962 *Discrete Variable Methods in Ordinary Differential Equations*. New York: Wiley and Sons.
- JULIEN, K. & KNOBLOCH, E. 1998 Strongly nonlinear convection cells in a rapidly rotating fluid layer: the tilted  $f$ -plane. *J. Fluid Mech.* **360**, 141–178.
- JULIEN, K. & KNOBLOCH, E. 1999 Fully nonlinear three-dimensional convection in a rapidly rotating layer. *Phys. Fluids* **11**, 1469–1483.
- JULIEN, K. & KNOBLOCH, E. 2007 Reduced models for fluid flows with strong constraints. *J. Math. Phys.* **48**, 065405.
- JULIEN, K., KNOBLOCH, E., MILLIFF, R. & WERNE, J. 2006 Generalized quasi-geostrophy for spatially anisotropic rotationally constrained flows. *J. Fluid Mech.* **555**, 233–274.
- JULIEN, K., KNOBLOCH, E., RUBIO, A. M. & VASIL, G. M. 2012a Heat transport in low-Rossby-number Rayleigh–Bénard convection. *Phys. Rev. Lett.* **109** (254503).

- JULIEN, K., KNOBLOCH, E. & WERNE, J. 1998 A new class of equations for rotationally constrained flows. *Theoret. Comput. Fluid Dyn.* **11**, 251–261.
- JULIEN, K., RUBIO, A. M., GROOMS, I. & KNOBLOCH, E. 2012*b* Statistical and physical balances in low Rossby number Rayleigh-Bénard convection. *Geophys. Astrophys. Fluid Dyn.* **106**, 392–428.
- KING, E. M., SODERLUND, K. M., CHRISTENSEN, U. R., WICHT, J. & AURNOU, J. M. 2010 Convective heat transfer in planetary dynamo models. *Geochem., Geophys., Geosyst.* **11** (6), 1–19.
- KING, E. M., STELLMACH, S. & AURNOU, J. M. 2012 Heat transfer by rapidly rotating Rayleigh-Bénard convection. *J. Fluid Mech.* **691**, 568–582.
- KING, E. M., STELLMACH, S., NOIR, J., HANSEN, U. & AURNOU, J. M. 2009 Boundary layer control of rotating convection systems. *Nature* **457**, 301–304.
- LIU, YUANMING & ECKE, ROBERT E. 1997 Heat transport scaling in turbulent Rayleigh-Bénard convection: Effects of rotation and Prandtl number. *Phys. Rev. Lett.* **79**, 2257–2260.
- MARSHALL, J. & SCHOTT, F. 1999 Open-ocean convection: Observations, theory, and models. *Reviews of Geophysics* **37**, 1–64.
- MIESCH, MARK S. 2005 Large-scale dynamics of the convection zone and tachocline. *Living Reviews in Solar Physics* **2** (1).
- NAYFEH, ALI H 2008 *Perturbation Methods*. John Wiley & Sons.
- NIEVES, D., RUBIO, A. M. & JULIEN, K. 2014 Statistical classification of flow morphology in rapidly rotating Rayleigh-Bénard convection. *Phys. Fluids* **26**, 086602.
- NIILER, P. P. & BISSHOPP, F. E. 1965 On the influence of the Coriolis force on onset of thermal convection. *J. Fluid Mech.* **22**, 753–761.
- PEDLOSKY, JOSEPH 1987 *Geophysical Fluid Dynamics*. New York: Springer-Verlag.
- PROUDMAN, J. 1916 On the motion of solids in a liquid possessing vorticity. *Proc. R. Soc. Lond. A* **92**, 408–424.
- ROSSBY, H. T. 1969 A study of Bénard convection with and without rotation. *J. Fluid Mech.* **36**, 309–335.
- RUBIO, A. M., JULIEN, K., KNOBLOCH, E. & WEISS, J. B. 2014 Upscale energy transfer in three-dimensional rapidly rotating turbulent convection. *Phys. Rev. Lett.* **112**, 144501.
- SAKAI, S. 1997 The horizontal scale of rotating convection in the geostrophic regime. *J. Fluid Mech.* **333**, 85–95.
- SCHAEFFER, N. & CARDIN, P. 2005 Quasigeostrophic model of the instabilities of the Stewartson layer in flat and depth-varying containers. *Phys. Fluids* **17**, 104111.
- SPRAGUE, M., JULIEN, K., KNOBLOCH, E. & WERNE, J. 2006 Numerical simulation of an asymptotically reduced system for rotationally constrained convection. *J. Fluid Mech.* **551**, 141–174.
- STELLMACH, S., LISCHPER, M., JULIEN, K., VASIL, G., CHENG, J. S., RIBEIRO, A., KING, E. M. & AURNOU, J. M. 2014 Approaching the asymptotic regime of rapidly rotating convection: Boundary layers versus interior dynamics. *Phys. Rev. Lett.* **113**, 254501.
- TAYLOR, G. I. 1923 Experiments on the motion of solid bodies in rotating fluids. *Proc. R. Soc. Lond. A* **104**, 213–218.
- VALLIS, G. K. 2006 *Atmospheric and Oceanic Fluid Dynamics*. Cambridge: Cambridge University Press.
- VAN DYKE, MILTON 1975 *Perturbation Methods in Fluid Mechanics*. Stanford: The Parabolic Press.