

TWO HOT JUPITERS FROM K2 CAMPAIGN 4

MARSHALL C. JOHNSON¹, DAVIDE GANDOLFI^{2,3}, MALCOLM FRIDLUND^{4,5,6}, SZILARD CSIZMADIA⁷, MICHAEL ENDL¹,
JUAN CABRERA⁷, WILLIAM D. COCHRAN¹, HANS J. DEEG^{8,9}, SASCHA GRZIWA¹⁰, IVAN RAMÍREZ¹, ARTIE P. HATZES¹¹,
PHILIPP EIGMÜLLER⁷, OSCAR BARRAGÁN², ANDERS ERIKSON⁷, EIKE W. GUENTHER¹¹, JUDITH KORTH¹⁰, TEET KUUTMA¹²,
DAVID NESPRAL^{8,9}, MARTIN PÄTZOLD¹⁰, ENRIC PALLE^{8,9}, JORGE PRIETO-ARRANZ^{8,9}, HEIKE RAUER^{7,13},
AND JOONAS SAARIO¹²

Accepted for Publication in AJ

ABSTRACT

We confirm the planetary nature of two transiting hot Jupiters discovered by the *Kepler* spacecraft's K2 extended mission in its Campaign 4, using precise radial velocity measurements from FIES@NOT, HARPS-N@TNG, and the coudé spectrograph on the McDonald Observatory 2.7 m telescope. K2-29 b (EPIC 211089792 b) transits a K1V star with a period of 3.2589263 ± 0.0000015 days; its orbit is slightly eccentric ($e = 0.084^{+0.032}_{-0.023}$). It has a radius of $R_P = 1.000^{+0.071}_{-0.067} R_J$ and a mass of $M_P = 0.613^{+0.027}_{-0.026} M_J$. Its host star exhibits significant rotational variability, and we measure a rotation period of $P_{\text{rot}} = 10.777 \pm 0.031$ days. K2-30 b (EPIC 210957318 b) transits a G6V star with a period of 4.098503 ± 0.000011 days. It has a radius of $R_P = 1.039^{+0.050}_{-0.051} R_J$ and a mass of $M_P = 0.579^{+0.028}_{-0.027} M_J$. The star has a low metallicity for a hot Jupiter host, $[\text{Fe}/\text{H}] = -0.15 \pm 0.05$.

Subject headings: planets and satellites: detection — planets and satellites: individual: EPIC 211089792 b, EPIC 210957318 b — stars: fundamental parameters — stars: rotation

1. INTRODUCTION

More than two decades have now elapsed since the discovery of the first exoplanet orbiting a main sequence star (Mayor & Queloz 1995). Over that time tremendous technological advances have been made, allowing the detection of Earth-size and approximately Earth-mass planets with both transits (e.g., Jontof-Hutter et al. 2015) or radial velocities (RVs; e.g., Wright et al. 2016). Nonetheless, hot Jupiters remain the easiest planets to detect with both techniques, due to their large radii and masses and short orbital periods. The Exoplanet Orbit

Database¹⁴ (Han et al. 2014) lists more than 200 known hot Jupiters ($P < 10$ days, $0.3M_J < M_P < 13M_J$) as of January 2016. Expanding this sample will allow ever more fine-grained explorations of correlations among parameters for this class of planets (mass, radius, orbital period, temperature, stellar properties, etc.), as well as the discovery of rare systems. A recent example of this latter class is the WASP-47 system, which is unique in having two small planets orbiting in close proximity to the hot Jupiter (Becker et al. 2015).

An expanded population of known hot Jupiters, and the statistical explorations and further observations that this will enable, can help to answer a number of unsolved problems regarding hot Jupiters. One such outstanding problem involves the origins of hot Jupiters. Ever since the discovery of the first hot Jupiter, 51 Peg b, it has been recognized that forming these planets *in situ* would be very difficult (Mayor & Queloz 1995). A wide variety of mechanisms have been proposed to bring hot Jupiters in from their formation locations outside the snow line to where they are observed today (e.g., Lin et al. 1996; Rasio & Ford 1996; Fabrycky & Tremaine 2007), and a great deal of work has been devoted to determining which mechanisms actually produce hot Jupiters (e.g., Naoz et al. 2012; Dawson & Murray-Clay 2013). Despite this, the contributions of different migration mechanisms to the hot Jupiter population, and even which is the dominant migration mechanism, is still a matter of debate. There have even been recent suggestions that some hot and warm Jupiters (i.e., Jovian planets with periods of greater than approximately 10 days but interior to the habitable zone—exact values depend upon the stellar parameters) might form *in situ* rather than migrating from further out (Batygin et al. 2015; Huang et al. 2016). The

¹ Department of Astronomy and McDonald Observatory, University of Texas at Austin, 2515 Speedway, Stop C1400, Austin, TX 78712, USA; mjohnson@astro.as.utexas.edu

² Dipartimento di Fisica, Università di Torino, via P. Giuria 1, 10125 Torino, Italy

³ Landessternwarte Königstuhl, Zentrum für Astronomie der Universität Heidelberg, Königstuhl 12, 69117 Heidelberg, Germany

⁴ Max-Planck-Institut für Astronomie, Königstuhl 17, 69117 Heidelberg, Germany

⁵ Leiden Observatory, University of Leiden, PO Box 9513, 2300 RA, Leiden, The Netherlands

⁶ Department of Earth and Space Sciences, Chalmers University of Technology, Onsala Space Observatory, 439 92 Onsala, Sweden

⁷ Institute of Planetary Research, German Aerospace Center, Rutherfordstrasse 2, 12489 Berlin, Germany

⁸ Instituto de Astrofísica de Canarias, 38205 La Laguna, Tenerife, Spain

⁹ Departamento de Astrofísica, Universidad de La Laguna, 38206 La Laguna, Spain

¹⁰ Rheinisches Institut für Umweltforschung an der Universität zu Köln, Aachener Strasse 209, 50931 Köln, Germany

¹¹ Thüringer Landessternwarte Tautenburg, Sternwarte 5, D-07778 Tautenburg, Germany

¹² Nordic Optical Telescope, Apartado 474, 38700 Santa Cruz de La Palma, Spain

¹³ Center for Astronomy and Astrophysics, TU Berlin, Hardenbergstr. 36, 10623 Berlin, Germany

¹⁴ <http://exoplanets.org/>

expansion of the population of hot Jupiters, enabling more follow-up observations and the discovery of rare objects like WASP-47, can help to solve this problem.

The most prolific planet hunter to date is the *Kepler* mission (Borucki et al. 2010), which has produced thousands of planet candidates (Coughlin et al. 2015) and hundreds of validated or confirmed planets (e.g. Rowe et al. 2014). After the failure of a second reaction wheel, however, the *Kepler* spacecraft was no longer able to keep pointing at the original *Kepler* field, and was repurposed for the K2 extended mission (Howell et al. 2014). During this extended mission it is surveying a series of fields around the ecliptic; each campaign (observations of a specific field) has a duration of $\sim 75 - 80$ days. K2 has already produced hundreds of planet candidates (Vanderburg et al. 2016), but, like any other transit survey, further observations are typically needed to confirm or validate planet candidates as *bona fide* planets. This is particularly true for giant planet candidates, as this population suffers from high false positive rates (Fressin et al. 2013; Santerne et al. 2016). Conversely, however, giant planet candidates are the easiest population to confirm with RV measurements of the stellar reflex motion due to the large RV semi-amplitude variations induced by the planets.

Here we present K2 photometry for two late-type dwarf stars, EPIC 211089792 (K2-29) and EPIC 210957318 (K2-30), for which we identified periodic transit signals, and our follow-up spectroscopic observations. These have allowed us to confirm both transiting objects as *bona fide* hot Jupiters, and to measure the stellar and planetary parameters.

2. K2 PHOTOMETRY

Observations for K2 Campaign 4 began on 2015 February 7 UT and lasted until 2015 April 23 UT¹⁵; during these observations the boresight of the *Kepler* spacecraft was pointed at coordinates of $\alpha = 03^{\text{h}}56^{\text{m}}18^{\text{s}}$, $\delta = +18^{\circ}39'38''$. A total of 15,847 long cadence (30 minute integration time) and 122 short cadence (1 minute integration time) targets were observed.

We utilized two different methods to produce light curves for all 15,969 targets from the K2 pixel data. The first technique followed the methodology outlined in Grziwa et al. (2015). The K2 target pixel files were analyzed for stellar targets and a mask for each target was calculated. After light curve extraction, disturbances produced by the drift of the telescope were corrected by calculating the rotation of the telescope's CCD. This drift is caused by the fact that the *Kepler* spacecraft is now operating on only two reaction wheels, and is using the combination of carefully balanced solar radiation pressure and periodic thruster firings for stabilization about the third axis; this results in a periodic rotation of the spacecraft about the axis of the telescope (Howell et al. 2014). In the second method, the photometric time-series data extraction was based on circular apertures. For each target, we selected an optimal aperture size to minimize the noise in the light curve and estimated the background by calculating the median value of the stamp after excluding all bright pixels which might belong to potential sources. The resulting

light curves were decorrelated using the movement of the centroid as described in Vanderburg & Johnson (2014). We also analyzed the light curves produced using their methodology, which are publicly available¹⁶. We used aperture sizes of approximately 60 pixels to produce our own lightcurves, while the Vanderburg & Johnson (2014) lightcurves utilize aperture sizes of 29 and 18 pixels for K2-29 and K2-30, respectively.

After extraction of the light curves, we searched for transit signals using the DST algorithm (Cabrera et al. 2012) and the EXOTRANS pipeline (Grziwa et al. 2012). DST and EXOTRANS have been applied extensively to both *CoRoT* (Carpano et al. 2009; Cabrera et al. 2009; Erikson et al. 2012; Carone et al. 2012; Cavarroc et al. 2012) and *Kepler* (Cabrera et al. 2014, Grziwa et al. 2016, submitted) data. All transit detection algorithms search for a pattern in the data and use a statistic to decide if a signal is present in the data or not. When compared to widely used algorithms like Box Least Squares (BLS; Kovács et al. 2002), DST uses an optimized transit shape, with the same number of free parameters as BLS, and an optimized statistic for signal detection. EXOTRANS uses a combination of the wavelet based filter technique VARLET (Grziwa et al. 2015) and BLS. VARLET was developed to reduce stellar variability and discontinuities in light curves.

We identified periodic transit-like signals associated with two K2 Campaign 4 targets, EPIC 211089792 and EPIC 210957318; both signals were detected in the lightcurves produced by all three methods, and using both DST and EXOTRANS for transit detection. EPIC 211089792 was selected for K2 observations by program GO4007 (P.I. Winn), while EPIC 210957318 was also proposed by program GO4007 as well as programs GO4020 (P.I. Stello) and GO4060 (P.I. Coughlin). For brevity we will hereafter refer to these targets as K2-29 and K2-30, respectively. K2-29 was located on module 4, channel 10 of the *Kepler* focal plane, while K2-30 was located on module 20, channel 71. Both targets passed all of the tests that we used to identify likely false positives (including lack of odd-even transit depth variations, absence of a deep secondary eclipse, and lack of large photometric variations in phase with the candidate orbital period), and so we proceeded to more detailed fitting of the light curve as well as reconnaissance spectroscopy and then RV observations (see §3 for more on these latter points). We also searched for additional transit signals in the lightcurves of these stars, but none were found. The identifiers, magnitudes, colors, and proper motions of these stars are listed in Table 1.

K2-29 has a nearby star that is 4" northeast of the target and 1.9 ± 0.1 mag fainter, and whose flux contaminates the measured light curve. Given that the aperture-mask that was used to extract the light curve is several times wider than the star-contaminator separation (1.0 pixels in the *Kepler* plate scale), we estimated that the fraction of the PSF from both target and contaminator that was included in the aperture mask is the same to within 20%. We therefore used the contaminator-to-target brightness ratio as an estimate of the fraction of contaminating flux in the target light curve, obtaining $15 \pm 4\%$, and corrected the light curve accordingly. There

¹⁵ <http://keplerscience.arc.nasa.gov/k2-fields.html>

¹⁶ <https://www.cfa.harvard.edu/~avanderb/allk2c4obs.html>

are no sources close to K2-30 that could contaminate its light curve.

In order to fit the K2 photometry and extract the transit parameters, we used the EXOFAST package (Eastman et al. 2013) to simultaneously fit the K2 photometry as extracted by Vanderburg & Johnson (2014) and our radial velocity observations. We modified the original code to account for RV data-sets from different spectrographs. Our results for K2-29 b and K2-30 b are discussed in §4 and §5, respectively.

3. HIGH-RESOLUTION SPECTROSCOPY

We obtained high-resolution spectroscopic observations of K2-29 and K2-30 using three different facilities.

We used the Robert G. Tull coude spectrograph (TS23; Tull et al. 1995) on the 2.7 m Harlan J. Smith Telescope at McDonald Observatory, Texas (USA), to obtain both reconnaissance spectroscopy (for initial vetting of stellar parameters) and RV observations. TS23 is a cross-dispersed slit-fed échelle spectrograph with a spectral resolving power of $R = 60,000$. It has spectral coverage from 3750 Å to 10200 Å, which is complete blueward of 5691 Å. We used an I₂ cell for the RV observations. These observations occurred between November 2015 and January 2016.

We also obtained both reconnaissance spectroscopy and RV observations with the Fibre-fed Échelle Spectrograph (FIES; Frandsen & Lindberg 1999; Telting et al. 2014) on the 2.56 m Nordic Optical Telescope at the Observatorio del Roque de los Muchachos, La Palma (Spain). The observations were carried out between November 2015 and January 2016, as part of the observing programs OPTICON 15B/064 and CAT 15B/035, using the *high-res* mode ($R = 67,000$). This setup provides spectral coverage from 3640 Å to 7360 Å. Following the same observing strategy as in Gandolfi et al. (2015), we traced the RV drift of the instrument by acquiring long-exposed ($T_{\text{exp}} \sim 35$ seconds) ThAr spectra immediately before and after each observation. We removed cosmic ray hits by combining 3 consecutive 1200 second sub-exposures per observation epoch.

Finally, we obtained RV observations with the HARPS-N spectrograph ($R = 115,000$, with wavelength coverage from 3830 to 6900 Å; Cosentino et al. 2012) on the 3.58 m Telescopio Nazionale Galileo, also at La Palma, between December 2015 and January 2016. These observations were part of the same observing programs as on FIES. Two consecutive exposures of 1800 seconds were acquired per observation epoch but were not combined.

We collected seven RV observations of K2-29 with TS23, seven with FIES, and four with HARPS-N. For K2-30, we obtained four RVs each with FIES and HARPS-N. At $V = 13.53$ mag, this star is too faint for TS23 iodine-cell RVs. All of our RVs, along with the bisector span measurements of the cross-correlation function (CCF) and the signal-to-noise ratio (SNR) per pixel at 5500 Å, are listed in Table 2. We did not calculate CCF bisector spans for the TS23 data due to the presence of the iodine lines in the spectra. The RV measurements show no significant correlation with the CCF bisector spans, indicating that the observed Doppler shifts are induced by the orbital motion of the companions.

In addition to measuring the RVs, we also used our high-resolution spectra to derive stellar parameters for our target stars. We stacked all of our FIES spectra for each target, and then analyzed these data adopting two independent procedures. The first method used a grid of theoretical models from Castelli & Kurucz (2004), Coelho et al. (2005), and Gustafsson et al. (2008) to fit spectral features that are sensitive to different photospheric parameters. We adopted the calibration equations from Bruntt et al. (2010) and Doyle et al. (2014) to estimate the microturbulent (v_{mic}) and macroturbulent (v_{mac}) velocities. We simultaneously fitted the spectral profiles of several clean and unblended metal lines to estimate the projected rotational velocity ($v \sin i_*$).

The second method relied on the Spectroscopy Made Easy (SME) package (Valenti & Piskunov 1996). We used ATLAS12 model grids for the derivation of the stellar parameters, and again estimated the micro- and macroturbulent velocities using the same method as above. We primarily used the wings of the Balmer lines (mostly H α and H β) to determine T_{eff} , and the Mg I $\lambda 5167$, $\lambda 5173$, and $\lambda 5184$ Å, the Ca I $\lambda 6162$ and $\lambda 6439$ Å, and the Na I D ($\lambda 5890$ and $\lambda 5896$ Å) lines to estimate $\log g_*$. In order to verify the accuracy of this method, we analyzed a Solar spectrum from Wallace et al. (2011). Following the discussion given in Barklem et al. (2002), we found the errors quoted to be representative of what can currently be achieved when calculating synthetic spectra in order to fit observations. Our final adopted values for T_{eff} , $\log g_*$, $[\text{Fe}/\text{H}]$, and $v \sin i_*$ are the weighted means of the values produced by the two methods.

We derived the stellar mass and radius using EXOFAST, utilizing our values for T_{eff} , $\log g_*$ and $[\text{Fe}/\text{H}]$, the transit-derived stellar mean density, and the relationship between these parameters and M_* , R_* found by Torres et al. (2010). In order to measure the age and distance of our targets, we used the *isochrones* package (Morton 2015) to derive these parameters from our values of T_{eff} , $\log g_*$, and $[\text{Fe}/\text{H}]$ plus the available stellar magnitudes (we used the value of $\log g_*$ derived from global modeling of the system, including the stellar density derived from the transit light curve, rather than the value of $\log g_*$ derived purely from spectroscopy). We note, however, that the isochrone age uncertainties we report in Table 3 are formal, i.e., roughly proportional to the 1σ errors of the stellar parameters used as input, which do not include an estimate of systematic uncertainties. Thus, these isochrone age error bars could be severely underestimated. For K2-29 we also used the relations presented by Barnes (2007) to calculate the gyrochronological age of the star, as described in the next section.

4. K2-29 b

The full and phase-folded light curves and the RVs for K2-29 are shown in Fig. 1 (clear outliers have been removed by visual inspection of the lightcurve). We used all 21 transits observed by K2 during Campaign 4 to obtain the best-fit parameters for the system. The parameters that we have measured and calculated for K2-29 and K2-29 b are listed in Table 3.

K2-29 b is a sub-Jupiter-mass ($0.613^{+0.027}_{-0.026} M_J$), Jupiter-radius ($1.000^{+0.071}_{-0.067} R_J$) planet orbiting a solar-

Table 1
Stellar Identifiers, Magnitudes, and Colors

| Parameter | K2-29 | K2-30 | Source |
|--|--|---|------------|
| <i>Identifiers</i> | | | |
| EPIC | 211089792 | 210957318 | EPIC |
| TYC | 1818-1428-1 | ... | EPIC |
| UCAC | 573-010529 | 562-007074 | EPIC |
| 2MASS | 04104086+2424061 | 03292204+2217577 | EPIC |
| WISE | J041040.88+242405.9 | J032922.08+221757.7 | AllWISE |
| α (J2000.0) | 04 ^h 10 ^m 40 ^s .955 | 03 ^h 29 ^m 22.071 ^s | EPIC |
| δ (J2000.0) | +24°24′07″.35 | +22°17′57″.86 | EPIC |
| <i>Magnitudes</i> | | | |
| <i>B</i> | 13.16 ± 0.36 | 14.506 ± 0.030 | EPIC |
| <i>V</i> | 12.56 ± 0.26 | 13.530 ± 0.040 | EPIC |
| <i>g</i> | 12.928 ± 0.020 | 13.979 ± 0.034 | EPIC |
| <i>r</i> | 11.918 ± 0.040 | 13.189 ± 0.040 | EPIC |
| <i>i</i> | 12.908 ± 0.900 | 12.825 ± 0.050 | EPIC |
| <i>K_p</i> | 12.914 | 13.171 | EPIC |
| <i>J</i> | 10.622 ± 0.035 | 11.632 ± 0.019 | 2MASS |
| <i>H</i> | 10.168 ± 0.041 ^a | 11.190 ± 0.016 | 2MASS |
| <i>K</i> | 10.062 ± 0.034 ^a | 11.088 ± 0.020 | 2MASS |
| <i>W1</i> | 10.095 ± 0.037 | 11.016 ± 0.023 | AllWISE |
| <i>W2</i> | 10.142 ± 0.037 | 11.058 ± 0.021 | AllWISE |
| <i>W3</i> | 9.991 ± 0.082 | 11.067 ± 0.161 | AllWISE |
| <i>W4</i> | > 7.549 | > 9.003 | AllWISE |
| <i>Colors</i> | | | |
| <i>B − V</i> | 0.60 ± 0.44 ^b | 0.976 ± 0.050 | calculated |
| <i>J − K</i> | 0.560 ± 0.049 | 0.544 ± 0.028 | calculated |
| <i>Proper Motions</i> | | | |
| $\mu_\alpha \cos \delta$ (mas yr ^{−1}) | 10.8 ± 5.3 | 25.9 ± 2.3 | UCAC4 |
| μ_δ (mas yr ^{−1}) | −29.6 ± 5.9 | −13.6 ± 2.4 | UCAC4 |

Note. — Stellar identifiers, magnitudes, and colors. Values of fields marked EPIC were taken from the Ecliptic Plane Input Catalog, available at <http://archive.stsci.edu/k2/epic/search.php>. Values marked 2MASS are from Skrutskie et al. (2006), those marked AllWISE are from Cutri et al. (2014), and those marked UCAC4 from Zacharias et al. (2013).

^a The 2MASS catalog notes that the *H*- and *K*-band magnitudes for K2-29 are “low quality results (upper limits or very poor photometry).”

^b The *B − V* color that we calculated for K2-29 is much bluer than expected for a K1V star; however, due to the poor-quality *B* and *V* photometry from EPIC the uncertainties on the color are very large. As noted in the text, the *isochrones* code predicts a color of $B - V = 0.890^{+0.026}_{-0.025}$ (which is still consistent to within 1σ with that calculated from the photometry).

metallicity ($[\text{Fe}/\text{H}] = 0.00 \pm 0.05$) K1V star. It is perhaps most notable for its slightly eccentric orbit ($e = 0.084^{+0.032}_{-0.023}$); its eccentricity is larger than that of most known hot Jupiters with similar orbital semi-major axes (Fig. 2). We also fit a model with the eccentricity fixed to zero; we stress that imposing a circular orbit had a negligible effect (within 1σ) on the values of the other planetary parameters.

As can be seen from the K2 light curve (top panel of Fig 1), K2-29 exhibits significant rotational variability. The trough-to-peak amplitude is $\sim 1 - 2\%$. The overall shape of the light curve changes significantly over the course of the K2 observations, indicating the presence of spot evolution and/or differential rotation. We analyzed the rotational variability using the auto-correlation function (ACF) of the light curve (see e.g., McQuillan et al. 2013). Using this methodology, we found a rotation period of $P_{\text{rot}} = 10.777 \pm 0.031$ days. Periodogram analysis of the light curve gives a broadly consistent rotation period, although it also contains significant power at the first harmonic near 5.4 days. The ACF also displays a secondary correlation peak at ~ 5.4 days that is likely

caused by active regions at opposite longitudes of the star.

4.1. Stellar Age

Our values of the stellar age inferred from the isochrones ($2.6^{+2.5}_{-1.1}$ Gyr) and gyrochronology (367 ± 45 Myr) are discrepant with each other. We used a stellar color of $B - V = 0.890^{+0.026}_{-0.025}$ derived from isochrones using only our spectroscopically-derived stellar parameters in order to calculate an age using the gyrochronological relation of Barnes (2007); we used this rather than the photometric value of $B - V = 0.60 \pm 0.44$ due to the latter value’s inconsistency with the spectral type of K2-29 and its large uncertainty. Discrepancies between stellar ages inferred from isochrones and gyrochronology, however, are common for hot Jupiter host stars; these stars tend to rotate more quickly than expected given their isochrone ages and thus appear younger gyrochronologically (e.g., Pont 2009; Maxted et al. 2015). This is thought to be due to interactions between the planet and the star—either through tidal spin-up of the star, or through the planet altering the star’s magnetic field structure and

Table 2
Radial Velocity and Activity Measurements

| BJD _{TDB} −2450000 | RV (km s ^{−1}) | σ _{RV} (km s ^{−1}) | BS (km s ^{−1}) ^a | Phase | SNR ^b | Instrument |
|-----------------------------|--------------------------|---------------------------------------|---------------------------------------|-------|------------------|------------|
| K2-29 | | | | | | |
| 7339.88236 | 28.1533 | 0.0258 | ... | 0.52 | 31 | TS23 |
| 7343.60425 | 32.7989 | 0.0119 | −0.0050 | 0.66 | 33 | FIES |
| 7345.54925 | 32.6233 | 0.0290 | −0.0091 | 0.26 | 13 | FIES |
| 7347.67108 | 32.7908 | 0.0214 | −0.0066 | 0.91 | 22 | FIES |
| 7371.41031 | 32.9069 | 0.0122 | 0.0230 | 0.20 | 14 | HARPS-N |
| 7371.43422 | 32.8797 | 0.0115 | 0.0389 | 0.20 | 14 | HARPS-N |
| 7373.68822 | 28.2024 | 0.0455 | ... | 0.90 | 18 | TS23 |
| 7374.59449 | 28.0655 | 0.0389 | ... | 0.17 | 20 | TS23 |
| 7375.60615 | 28.1338 | 0.0310 | ... | 0.48 | 24 | TS23 |
| 7375.91120 | 28.1926 | 0.0384 | ... | 0.58 | 22 | TS23 |
| 7392.44628 | 32.7970 | 0.0121 | 0.0155 | 0.65 | 32 | FIES |
| 7394.52107 | 32.6462 | 0.0121 | 0.0233 | 0.29 | 32 | FIES |
| 7395.55871 | 32.7770 | 0.0123 | 0.0062 | 0.61 | 31 | FIES |
| 7399.34590 | 33.0677 | 0.0080 | 0.0094 | 0.77 | 19 | HARPS-N |
| 7399.36609 | 33.0736 | 0.0071 | 0.0187 | 0.77 | 20 | HARPS-N |
| 7400.64452 | 28.1062 | 0.0348 | ... | 0.17 | 20 | TS23 |
| 7402.66084 | 28.3081 | 0.0411 | ... | 0.79 | 20 | TS23 |
| 7418.36906 | 32.7771 | 0.0240 | 0.0481 | 0.61 | 19 | FIES |
| K2-30 | | | | | | |
| 7343.46426 | 35.3591 | 0.0116 | −0.0052 | 0.23 | 27 | FIES |
| 7345.65414 | 35.5187 | 0.0651 | −0.0702 | 0.77 | 5 | FIES |
| 7370.63631 | 35.7079 | 0.0148 | −0.0280 | 0.86 | 10 | HARPS-N |
| 7372.47940 | 35.5156 | 0.0296 | −0.0521 | 0.31 | 6 | HARPS-N |
| 7394.46817 | 35.4922 | 0.0194 | −0.0275 | 0.68 | 21 | FIES |
| 7395.41003 | 35.4697 | 0.0153 | −0.0107 | 0.91 | 24 | FIES |
| 7399.43817 | 35.6695 | 0.0090 | −0.0356 | 0.89 | 15 | HARPS-N |
| 7399.45999 | 35.6698 | 0.0094 | −0.0222 | 0.90 | 14 | HARPS-N |

Note. — Radial velocities and CCF bisector span measurements for our spectroscopic observations. The TS23 RVs are differential, not absolute, resulting in a very different value of the RV. The RV offset between the TS23 and FIES data is $\Delta RV_{\text{TS23-FIES}} = -4.5646 \pm 0.0031$ km s^{−1}.

^a For the CCF bisector spans we assumed an uncertainty twice that of the RV from the corresponding spectrum. We did not calculate bisector spans for the TS23 data due to the presence of iodine lines in the spectra.

^b Signal-to-noise ratio per pixel, measured at 5500 Å.

thus reducing spin-down (Ferraz-Mello et al. 2015). The latter mechanism, however, is thought to be most efficient for F-type stars (Lanza 2010). We therefore adopted the isochrone age.

Despite the relatively old isochrone age, K2-29 maintains sufficient spot coverage to result in rotational variability at a level of $\sim 1 - 2\%$. We also detected chromospheric emission in the cores of the Ca II H and K lines; the spectra are too noisy at these wavelengths to obtain a quantitative measurement of the emission level, however. The presence of significant stellar activity suggests that either the star is relatively young (ages as young as 1.5 Gyr are still within 1σ of the isochrone age, using the formal uncertainties), or that tidal spin-up has allowed it to remain active despite its age.

In order to further constrain the age we searched for Li absorption, which is an indicator of youth; GKM stars' primordial Li abundances are typically destroyed over the first few hundred Myr of their lives (see e.g. the review of Soderblom et al. 2014). We did not detect any Li absorption, and set a conservative upper limit of $A(\text{Li}) < 1.3$ by fitting synthetic spectra to our stacked FIES spectrum. Our stacked HARPS-N spectrum is also consistent with this limit. Using the results of Sestito & Randich (2005), who measured Li abundances in young open clusters, we can easily rule out ages of < 250 Myr for K2-29. Furthermore, we can likely rule out ages as great as ~ 600 Myr; the more metal-rich clusters at this age studied by

Sestito & Randich (2005) show greater depletion, and for the clusters most similar in $[\text{Fe}/\text{H}]$ to K2-29 we would be able to detect the expected A(Li) level. K2-29 therefore likely has an age of > 600 Myr, which would rule out the gyrochronological value of 367 ± 45 Myr.

We also sought to determine whether K2-29 could be a member of either of the young open clusters in the Campaign 4 field of view, the Hyades and Pleiades. We computed the space velocities of the star using the `gal_uvw` IDL routine¹⁷, finding $U = -30.9$ km s^{−1}, $V = -18.0$ km s^{−1}, and $W = -20.4$ km s^{−1}. Using Eqn. 2 of Klutsch et al. (2014) and the cluster UVW values presented in that work, we estimated that K2-29 has a 10% probability of being a member of the Hyades Supercluster, but only a 0.01% probability of belonging to the Pleiades Moving Group. Our calculated metallicity for K2-29, $[\text{Fe}/\text{H}] = 0.00 \pm 0.05$, is also lower than that of the Hyades, which has $[\text{Fe}/\text{H}] \sim 0.15$ (Perryman et al. 1998). We thus conclude that K2-29 is unlikely to have originated as part of either the Pleiades or the Hyades.

4.2. Tidal Evolution

In order to quantitatively assess the implications of the eccentric planetary orbit and the tidal spin-up of the host star for the past evolution of the system, we calculated the tidal timescales of the system using the model of

¹⁷ http://idlastro.gsfc.nasa.gov/ftp/pro/astro/gal_uvw.pro

Lecante et al. (2010). We assumed values for the tidal quality factors Q' of the star and planet of 10^6 and 10^5 , respectively, and used our other measured parameters of the system. We found that the semi-major axis tidal interaction timescale is $[(da/dt)/a]^{-1} = 1.77$ Gyr, and the eccentricity timescale is $[(de/dt)/e]^{-1} = 0.027$ Gyr.

These results indicate that the planet is indeed donating angular momentum to the star, and as a result its semi-major axis is shrinking. The timescale for the star's rotational evolution with these tides, however, is $\sim 60 - 70$ Gyr, indicating that the planet could not have spun up the star through tides alone. The star's fast spin must therefore have been caused by another mechanism, for instance suppressed magnetic braking or the ingestion of another planetary body.

A value of the eccentricity tidal interaction timescale of 0.027 Gyr is much shorter than the age of the system, which has consequences for its past evolution. In general, eccentric orbits of hot Jupiters might be generated in two different manners: either the eccentricity is primordial, a relic of high-eccentricity migration that emplaced the planet on a short-period orbit, or the eccentricity is being excited by an external perturber. The short tidal eccentricity timescale suggests three possibilities for K2-29 b: 1) it migrated recently via high-eccentricity migration; 2) its eccentricity is currently being excited by a perturber; or 3) we have underestimated the tidal quality factor of the planet and/or star, resulting in a much longer eccentricity timescale, in which case the planet could have migrated via high-eccentricity migration when the system was much younger. For instance, a value of $Q'_p = 10^7$ would result in an eccentricity timescale of 2.24 Gyr, consistent with the system age. All of these scenarios are testable with further data.

If the orbital eccentricity of K2-29 b is being excited by an external perturber, the presence of such a perturber could be detected through long-term radial velocity observations, or through transit timing variations (TTVs). As only long cadence K2 data are available for K2-29, and the ~ 80 days of K2 observations are insufficient to be sensitive to TTVs due to a much longer-period perturber, we do not pursue this line of investigation. Future high-cadence transit observations could, however, be used to search for TTVs.

High-eccentricity migration mechanisms include planet-planet scattering (e.g., Rasio & Ford 1996; Chatterjee et al. 2008), the Kozai-Lidov mechanism (e.g., Fabrycky & Tremaine 2007; Naoz et al. 2012), and coplanar high-eccentricity migration (Petrovich 2015b). Planet-planet scattering and coplanar high-eccentricity migration are both expected to take place during the first tens to hundreds of Myr of a system's lifetime, whereas Kozai-Lidov cycles can cause migration resulting in the emplacement of hot Jupiters on short-period orbits even Gyrs after the system formed (Petrovich 2015a). If K2-29 b migrated recently, then it likely did so via the Kozai-Lidov mechanism, but if the tidal quality factor is higher than expected and it migrated early in the system's history, it could have done so via any of these mechanisms. Further observations could help to distinguish between these mechanisms. All three mechanisms require the presence of an additional object in the system, which could be detected either through

measurement of an RV trend, or high-resolution imaging to find a distant stellar companion which could induce Kozai-Lidov oscillations. Measurement of the spin-orbit misalignment of K2-29 b would also be useful on this front; a misaligned orbit would point towards migration through either planet-planet scattering or Kozai-Lidov.

Our measured rotational period and calculated stellar radius predict an equatorial rotational velocity of $v_{\text{eq}} = 3.51 \pm 0.22$ km s $^{-1}$. This deviates from the value of $v \sin i_* = 3.8 \pm 0.1$ km s $^{-1}$ that we measured from our spectra by only $\sim 1.2\sigma$, suggesting that the star is viewed close to equator-on. This also suggests that the spin-orbit misalignment might be small, although large spin-orbit misalignments can exist even for stars with $i_* \sim 90^\circ$. Only direct measurement of the spin-orbit misalignment can solve this issue.

5. K2-30 b

The full and phase-folded light curves and the RVs for K2-30 are shown in Fig. 3. A total of 16 transits were observed by K2 during Campaign 4. We removed clear outliers by visual inspection and excluded the 10th transit from our analysis because of photometric discontinuities occurring immediately before and during the transit. We list the parameters for the star and planet in Table 3.

K2-30 b is a $0.579^{+0.028}_{-0.027} M_J$ planet with an orbital period of 4.098503 ± 0.000011 days. It has a radius of $1.039^{+0.050}_{-0.051} R_J$. We do not have sufficient RV data to constrain the planet's eccentricity, and so we fixed it to zero in our fits.

The star has a slightly sub-solar metal content ($[\text{Fe}/\text{H}] = -0.15 \pm 0.05$). A metallicity this low is unusual for a hot Jupiter host, though by no means unprecedented; there are currently hot Jupiters known around stars with metallicities as low as $[\text{Fe}/\text{H}] = -0.6$ (WASP-98; Hellier et al. 2014).

Using isochrones, we found an age of $3.9^{+2.1}_{-1.9}$ Gyr for K2-30. No significant rotational modulation is evident in the K2 light curve (top panel of Fig. 3), and so we could not measure the rotation period and calculate the gyrochronological age for this star as we did for K2-29. We also calculated the space velocity of K2-30, finding $U = -43.9$ km s $^{-1}$, $V = -27.0$ km s $^{-1}$, and $W = -9.3$ km s $^{-1}$. Again using the methodology of Kluttsch et al. (2014), we find that K2-30's kinematics give it a 7% membership probability in the Hyades Supercluster, and an $8 \times 10^{-8}\%$ membership probability in the Pleiades Moving Group. As is also the case for K2-29, K2-30's low metallicity is inconsistent with the bulk metallicity of the Hyades, and so we conclude that K2-30 is also unlikely to have formed as part of either of these clusters.

6. CONCLUSIONS

We have identified two hot Jupiter candidates in data from K2 Campaign 4, and confirmed the planetary nature of these objects, K2-29 b and K2-30 b, by using radial velocity observations to detect the reflex motion of their host stars. K2-29 b was discovered independently by Santerne et al. (2016); they additionally gave it a second name, WASP-152 b, as they also detected it in SuperWASP data. K2-30 b was discovered independently by both Lillo-Box et al. (2016) and Brahm et al. (2016). All of these works found stellar and planetary param-

Table 3
Stellar and Planetary Parameters

| Parameter | Explanation | K2-29 | K2-30 | Source |
|--------------------------------------|--|------------------------------|------------------------------|--|
| <i>Measured stellar parameters</i> | | | | |
| SpT | spectral type ^a | K1 V | G6 V | spectroscopy |
| T_{eff} | effective temperature (K) | 5222 ± 40 | 5425 ± 40 | spectroscopy |
| $\log g_*$ | surface gravity (cgs) ^b | 4.54 ± 0.07 | 4.53 ± 0.07 | spectroscopy |
| [Fe/H] | metallicity | 0.00 ± 0.05 | -0.15 ± 0.05 | spectroscopy |
| v_{mic} | microturbulent velocity ^c (km s ⁻¹) | 0.85 ± 0.09 | 0.91 ± 0.09 | spectroscopy |
| v_{mac} | macroturbulent velocity ^c (km s ⁻¹) | 2.33 ± 0.52 | 2.46 ± 0.53 | spectroscopy |
| $v \sin i_*$ | projected rotational velocity (km s ⁻¹) | 3.8 ± 0.1 | 1.4 ± 0.3 | spectroscopy |
| γ_{FIES} | systemic RV (km s ⁻¹) | 32.7319 ± 0.0029 | 35.4314 ± 0.0021 | spectroscopy |
| γ_{HARPS} | systemic RV (km s ⁻¹) | 32.9736 ± 0.0034 | 35.6238 ± 0.0031 | spectroscopy |
| $\Delta RV_{\text{TS23-FIES}}$ | TS23-FIES RV offset ^c (km s ⁻¹) | -4.5686 ± 0.0031 | ... | spectroscopy |
| P_{rot} | rotation period (days) | 10.777 ± 0.031 | ... | photometry |
| u_1 | linear limb darkening coeff. ^e | $0.484_{-0.040}^{+0.038}$ | 0.451 ± 0.044 | photometry |
| u_2 | quadratic limb darkening coeff. ^e | $0.173_{-0.049}^{+0.050}$ | $0.231_{-0.048}^{+0.049}$ | photometry |
| ρ_* | density (g cm ⁻³) | $2.90_{-0.44}^{+0.51}$ | $2.11_{-0.19}^{+0.22}$ | photometry |
| <i>Derived stellar parameters</i> | | | | |
| M_* | mass (M_{\odot}) | $0.864_{-0.039}^{+0.041}$ | $0.900_{-0.042}^{+0.043}$ | spectroscopy + ρ_* + T10 ^f |
| R_* | radius (R_{\odot}) | $0.748_{-0.042}^{+0.045}$ | 0.844 ± 0.032 | spectroscopy + ρ_* + T10 ^f |
| L_* | luminosity (L_{\odot}) | $0.374_{-0.043}^{+0.050}$ | $0.554_{-0.046}^{+0.048}$ | spectroscopy + ρ_* + T10 ^f |
| $\log g_*$ | surface gravity (cgs) ^g | $4.626_{-0.047}^{+0.046}$ | $4.540_{-0.027}^{+0.029}$ | spectroscopy + ρ_* + T10 ^f |
| age | age (Gyr) ^h | $2.6_{-1.1}^{+2.5}$ | $3.9_{-1.9}^{+2.1}$ | isochrones |
| d | distance (pc) | $167.1_{-4.0}^{+3.8}$ | 278.0 ± 7.6 | isochrones |
| <i>Measured planetary parameters</i> | | | | |
| P_{orb} | orbital period (days) | 3.2589263 ± 0.0000015 | 4.098503 ± 0.000011 | photometry |
| T_0 | transit epoch (BJD _{TDB} - 2450000) | 7383.80546 ± 0.00013 | 7063.80714 ± 0.00010 | photometry |
| τ_{14} | transit duration (days) | 0.08875 ± 0.00100 | 0.09670 ± 0.00100 | photometry |
| $\tau_{12} = \tau_{34}$ | ingress/egress duration (days) | 0.0126 ± 0.0015 | $0.0181_{-0.0015}^{+0.0016}$ | photometry |
| a/R_* | scaled semi-major axis | $11.77_{-0.62}^{+0.65}$ | $12.34_{-0.38}^{+0.42}$ | photometry |
| R_p/R_* | radius ratio | $0.1373_{-0.0026}^{+0.0024}$ | $0.1266_{-0.0016}^{+0.0015}$ | photometry |
| δ | transit depth (%) | $1.884_{-0.070}^{+0.066}$ | $1.603_{-0.041}^{+0.037}$ | photometry |
| b | impact parameter | $0.452_{-0.15}^{+0.096}$ | $0.662_{-0.036}^{+0.030}$ | photometry |
| i_p | orbital inclination (°) | $87.89_{-0.55}^{+0.75}$ | $86.92_{-0.24}^{+0.26}$ | photometry |
| K | RV semi-amplitude (m s ⁻¹) | 93.0 ± 2.9 | $78.7_{-2.8}^{+2.9}$ | radial velocities |
| e | orbital eccentricity | $0.084_{-0.023}^{+0.032}$ | 0 (fixed) | radial velocities |
| ω | argument of periastron (°) | 41_{-34}^{+23} | ... | radial velocities |
| $e \sin \omega$ | | $0.052_{-0.044}^{+0.047}$ | ... | radial velocities |
| $e \cos \omega$ | | $0.058_{-0.021}^{+0.019}$ | ... | radial velocities |
| T_{peri} | epoch of periastron (BJD _{TDB} - 2450000) | $7383.43_{-0.30}^{+0.19}$ | ... | radial velocities |
| <i>Derived planetary parameters</i> | | | | |
| M_p | mass (M_J) | $0.613_{-0.026}^{+0.027}$ | $0.579_{-0.027}^{+0.028}$ | calculated |
| R_p | radius (R_J) | $1.000_{-0.067}^{+0.071}$ | $1.039_{-0.051}^{+0.050}$ | calculated |
| ρ_p | density (g cm ⁻³) | $0.76_{-0.14}^{+0.17}$ | $0.640_{-0.080}^{+0.098}$ | calculated |
| $\log g_p$ | surface gravity (cgs) | $3.181_{-0.058}^{+0.059}$ | $3.123_{-0.040}^{+0.042}$ | calculated |
| a | semi-major axis (AU) | 0.04097 ± 0.00064 | 0.04839 ± 0.00076 | calculated |
| T_{eq} | equilibrium temperature (K) | 1076_{-30}^{+31} | 1092_{-20}^{+19} | calculated |

Note. — Stellar and planetary parameters for our targets.

^a Based on the spectral type vs. effective temperature calibration of Straižys & Kuriliene (1981).

^b $\log g_*$, as measured from stellar spectra.

^c Micro and macroturbulent velocity are derived using the calibration equation from Bruntt et al. (2010) and Doyle et al. (2014), respectively.

^d TS23 produces iodine cell RVs, which are differential RVs, not absolute like those produced by FIES and HARPS-N. This is the RV offset needed to bring the TS23 data into the same frame as the FIES data, which is *not* the same frame as the HARPS-N data. The quoted γ values can then be used to bring all three datasets into the same frame.

^e Limb darkening coefficients are measured in the *Kepler* bandpass.

^f T10 refers to the relations among T_{eff} , $\log g_*$, [Fe/H], M_* , and R_* found by Torres et al. (2010).

^g $\log g_*$, as derived from global modeling of the system.

^h The uncertainties on these isochrone ages are derived solely from the formal uncertainties on the stellar parameters and do not take systematic uncertainties into account. The uncertainties in the ages may thus be severely underestimated.

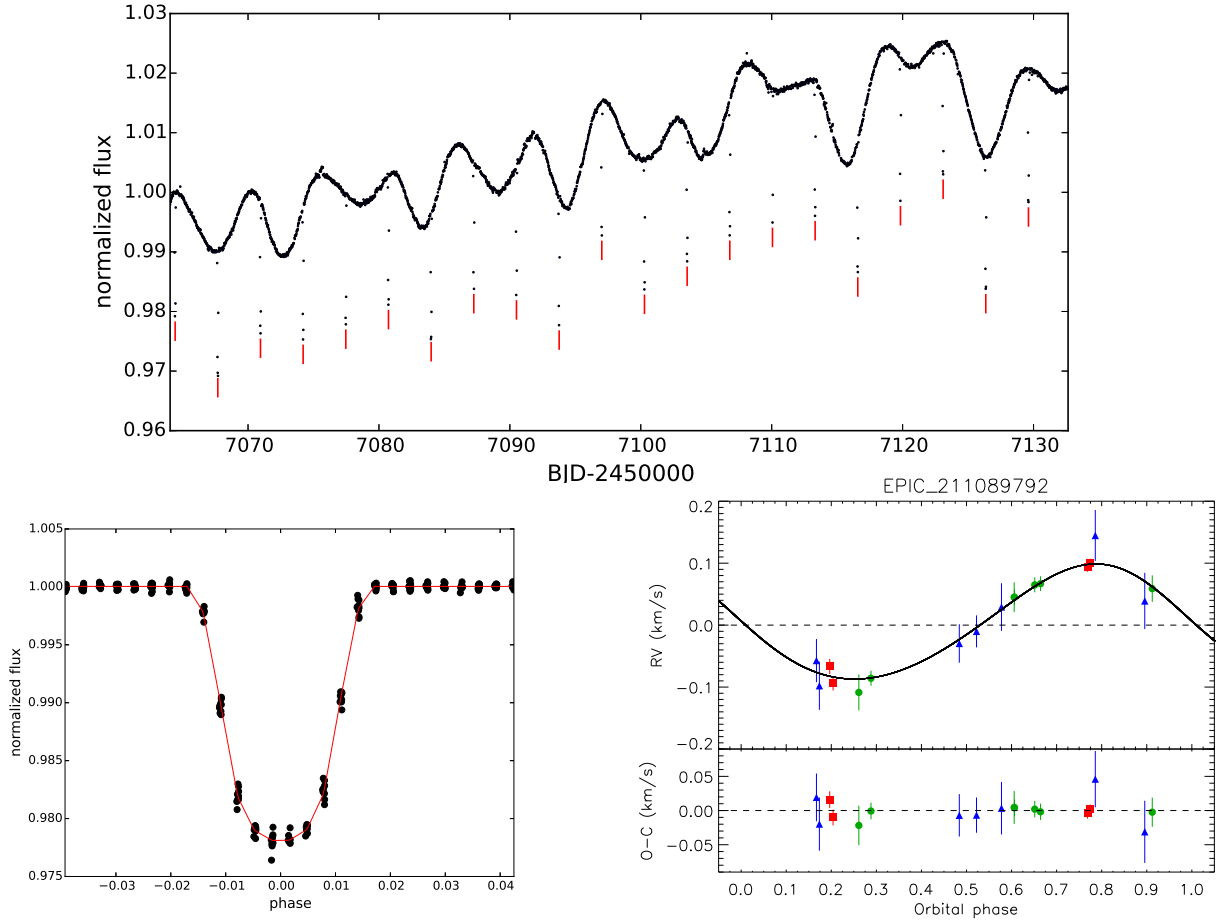


Figure 1. Top: light curve for K2-29, produced using the pipeline of Vanderburg & Johnson (2014). Times of transits are marked by vertical red bars. Note the large variability due to the stellar rotation. Bottom left: phase-folded light curve for K2-29. The best-fit model is overplotted in red. The clustering in the phase-folded data is due to the fact that the planetary orbital period (3.2589265 ± 0.0000015 days) is very close to 156 *Kepler* 30 minute long cadence periods (3.25 days). Both the full and phase-folded lightcurves have been corrected for the contaminating flux of the nearby source, as described in the text. Bottom right: phase-folded RVs for K2-29, following the subtraction of the systemic velocity and FIES-TS23 RV offset listed in Table 3. HARPS-N data are shown with red squares, FIES with green circles, and McDonald with blue triangles.

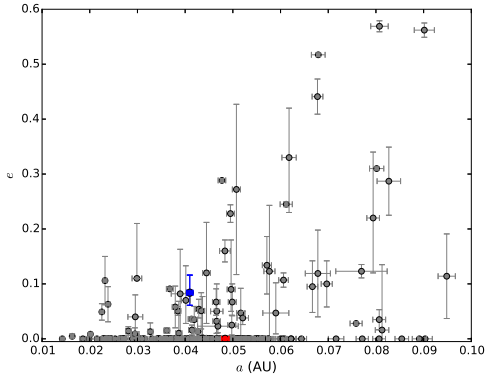


Figure 2. Distribution of e versus a for known hot Jupiters ($P < 10$ days, $0.3M_J < M_P < 13M_J$). K2-29 b is marked in blue and K2-30 b in red. Note that due to its circular orbit, K2-30 b is shown at the bottom of the plot. The literature data are taken from the Exoplanets Orbit Database (Han et al. 2014) as of 2016 Jan. 8.

eters which are broadly consistent with ours. Coincidentally, the physical parameters of the planets are very similar to each other; their masses, radii, and equilibrium temperatures (assuming perfect heat redistribution and an albedo of zero) are identical to within 1σ . Both planets have radii typical for their masses and equilibrium temperatures. K2-29 b orbits a $V = 12.56$ mag star, whereas K2-30 b orbits a relatively faint star with $V = 13.53$ mag. Although neither is among the brightest stars to host transiting exoplanets, these stars are nonetheless bright enough to be amenable to ground-based transit observations. We encourage such observations, particularly for K2-29, where the higher spatial resolution of ground-based photometry can easily separate K2-29 from the nearby contaminating source and thereby eliminate the uncertainties caused by the contamination in the K2 lightcurve.

Somewhat unusually, the orbit of K2-29 b is slightly eccentric ($e = 0.084^{+0.032}_{-0.023}$), while K2-30 is slightly metal-poor ($[\text{Fe}/\text{H}] = -0.15 \pm 0.05$). The relatively short rotation period (10.777 ± 0.031 days), high-amplitude rotational variability ($\sim 1\text{-}2\%$), and presence of chromospheric Ca II H & K emission suggest that K2-29 may be relatively young, though the lack of detectable Li I $\lambda 6708$ Å absorption line indicates that it is not as young as the ~ 360 Myr value indicated by gyrochronology. Additionally, the eccentric orbit of K2-29 b suggests that either K2-29 b migrated to its current location via high-eccentricity migration, or that there is an additional planet in the system exciting the eccentricity. These possibilities could be distinguished using long-term RV and/or TTV monitoring to detect an additional companion.

We thank Nuccio Lanza for assisting with the calculation of the tidal timescales for K2-29 b, and Avi Shporer for useful discussions.

This paper includes data taken at The McDonald Observatory of The University of Texas at Austin. Based on observations obtained *a*) with the Nordic Optical Telescope (NOT), operated on the island of La Palma jointly by Denmark, Finland, Iceland, Norway, and Sweden, in the Spanish Observatorio del Roque de los Mucha-

chos (ORM) of the Instituto de Astrofísica de Canarias (IAC); *b*) with the Italian Telescopio Nazionale Galileo (TNG) also operated at the ORM (IAC) on the island of La Palma by the INAF - Fundación Galileo Galilei. The research leading to these results has received funding from the European Union Seventh Framework Programme (FP7/2013-2016) under grant agreement No. 312430 (OPTICON) and from the NASA K2 Guest Observer Cycle 1 program under grant NNX15AV58G to The University of Texas at Austin. This research has made use of the Exoplanet Orbit Database and the Exoplanet Data Explorer at exoplanets.org. This publication makes use of data products from the Two Micron All Sky Survey, which is a joint project of the University of Massachusetts and the Infrared Processing and Analysis Center/California Institute of Technology, funded by the National Aeronautics and Space Administration and the National Science Foundation. This publication makes use of data products from the Wide-field Infrared Survey Explorer, which is a joint project of the University of California, Los Angeles, and the Jet Propulsion Laboratory/California Institute of Technology, funded by the National Aeronautics and Space Administration.

REFERENCES

- Barklem, P. S., Stempels, H. C., Allende Prieto, C., et al. 2002, *A&A*, 385, 951
- Barnes, S. A. 2007, *ApJ*, 669, 1167
- Batygin, K., Bodenheimer, P. H., & Laughlin, G. P. 2015, arXiv:1511.09157
- Becker, J. C., Vanderburg, A., Adams, F. C., Rappaport, S. A., & Schwengeler, H. M. 2015, *ApJ*, 812, L18
- Borucki, W. J., Koch, D., Basri, G., et al. 2010, *Science*, 327, 977
- Brahm, R., Jones, M., Espinoza, N., et al. 2016, arXiv:1603.01721
- Bruntt, H., Bedding, T. R., Quirion, P.-O., et al. 2010, *MNRAS*, 405, 1907
- Cabrera, J., Csizmadia, S., Erikson, A., Rauer, H., & Kirste, S. 2012, *A&A*, 548, A44
- Cabrera, J., Csizmadia, S., Lehmann, H., et al. 2014, *ApJ*, 781, 18
- Cabrera, J., Fridlund, M., Ollivier, M., et al. 2009, *A&A*, 506, 501
- Carone, L., Gandolfi, D., Cabrera, J., et al. 2012, *A&A*, 538, A112
- Carpano, S., Cabrera, J., Alonso, R., et al. 2009, *A&A*, 506, 491
- Castelli, F. & Kurucz, R. L. 2004, eprint arXiv: astro-ph/0405087
- Cavarrac, C., Moutou, C., Gandolfi, D., et al. 2012, *Ap&SS*, 337, 511
- Chatterjee, S., Ford, E. B., Matsumura, S., & Rasio, F. A. 2008, *ApJ*, 686, 580
- Coelho, P., Barbuy, B., Meléndez, J., et al. 2005, *A&A*, 443, 735
- Cosentino, R., Lovis, C., Pepe, F., et al. 2012, *Proc. SPIE*, 8446, 84461V
- Coughlin, J. L., Mullally, F., Thompson, S. E., et al. 2015, arXiv:1512.06149
- Cutri, R. M., & et al. 2014, *VizieR Online Data Catalog*, 2328,
- Dawson, R. I., & Murray-Clay, R. A. 2013, *ApJ*, 767, L24
- Doyle, A. P., Davies, G. R., Smalley, B., et al. 2014, *MNRAS*, 444, 3592
- Eastman, J., Gaudi, B. S., & Agol, E. 2013, *PASP*, 125, 83
- Erikson, A., Santerne, A., Renner, S., et al. 2012, *A&A*, 539, A14
- Fabrycky, D., & Tremaine, S. 2007, *ApJ*, 669, 1298
- Ferraz-Mello, S., Tadeu dos Santos, M., Fohlenier, H., et al. 2015, *ApJ*, 807, 78
- Frandsen, S. & Lindberg, B. 1999, in “Astrophysics with the NOT”, proceedings Eds: Karttunen, H. & Pirola, V., anot. conf, 71
- Fressin, F., Torres, G., Charbonneau, D., et al. 2013, *ApJ*, 766, 81
- Gandolfi, D., Parvianinen, H., Deeg, H. J., et al. 2015, *A&A*, 576, A11
- Grziwa, S., Pätzold, M., & Carone, L. 2012, *MNRAS*, 420, 1045
- Grziwa, S., Gandolfi, D., Csizmadia, S., et al. 2015, arXiv:1510.09149

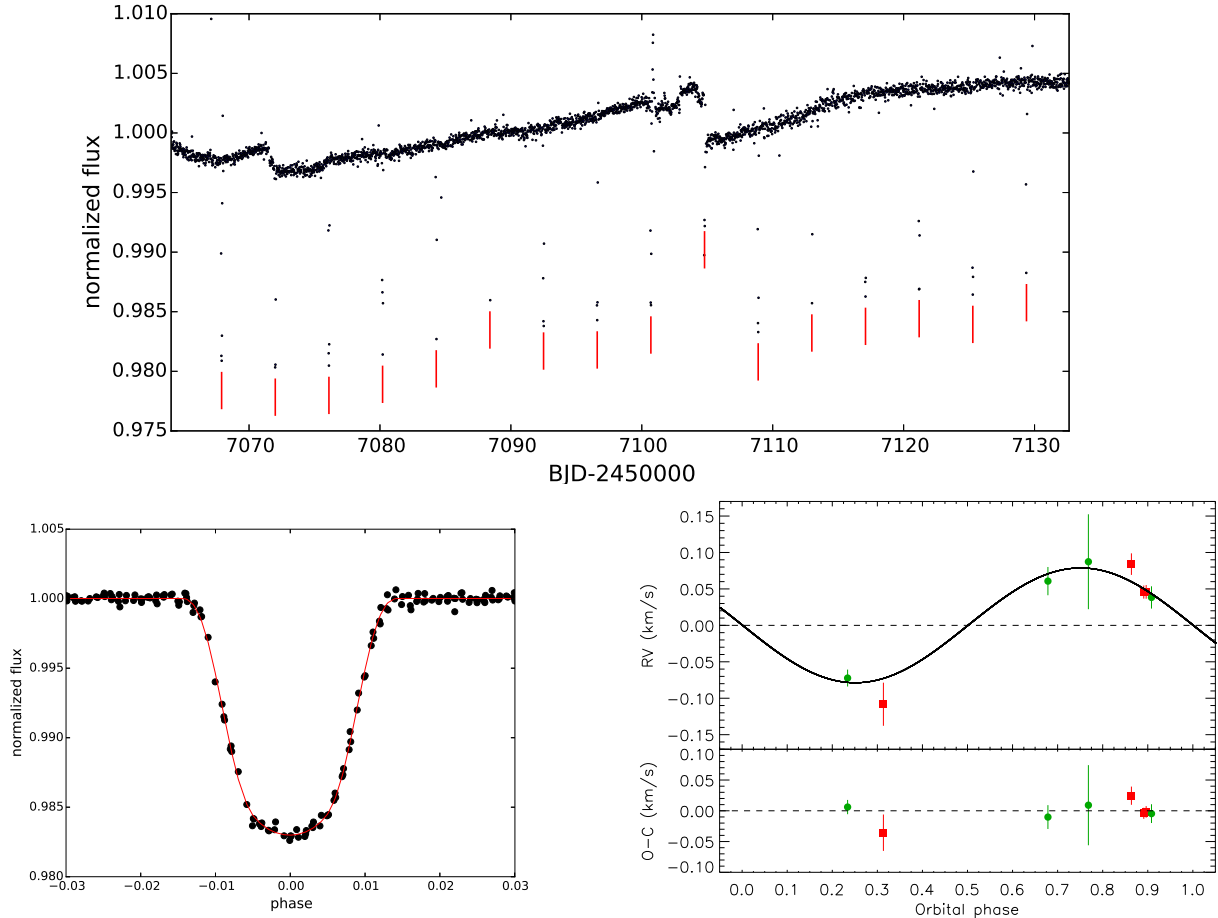


Figure 3. Top: light curve for K2-30, produced using the pipeline of Vanderburg & Johnson (2014). Times of transits are marked by vertical red bars. Several discontinuities in the light curve due to instrumental systematics are visible. Bottom left: phase-folded light curve for K2-30. The best-fit model is overplotted in red. We excluded the data from the 10th transit from this figure (and from the fit) due to high noise and systematics. Bottom right: phase-folded RVs for K2-30, following the subtraction of the systemic velocity and FIES-TS23 RV offset listed in Table 3. HARPS-N data are shown with red squares and FIES with green circles.

- Gustafsson, B., Edvardsson, B., Eriksson, K., et al. 2008, *A&A*, 486, 951
- Han, E., Wang, S. X., Wright, J. T., et al. 2014, *PASP*, 126, 827
- Hellier, C., Anderson, D. R., Cameron, A. C., et al. 2014, *MNRAS*, 440, 1982
- Howell, S. B., Sobeck, C., Haas, M., et al. 2014, *PASP*, 126, 398
- Huang, C. X., Wu, Y., & Triaud, A. H. M. J. 2016, [arXiv:1601.05095](https://arxiv.org/abs/1601.05095)
- Jontof-Hutter, D., Rowe, J. F., Lissauer, J. J., Fabrycky, D. C., & Ford, E. B. 2015, *Nature*, 522, 321
- Klutsch, A., Freire Ferrero, R., Guillout, P., et al. 2014, *A&A*, 567, A52
- Kovács, G., Zucker, S., & Mazeh, T. 2002, *A&A*, 391, 369
- Lanza, A. F. 2010, *A&A*, 512, A77
- Lecante, J., Chabrier, G., Baraffe, I., & Levrard, B. 2010, *A&A*, 516, A64
- Lillo-Box, J., Demangeon, O., Santerne, A., et al. 2016, [arXiv:1601.07635](https://arxiv.org/abs/1601.07635)
- Lin, D. N. C., Bodenheimer, P., & Richardson, D. C. 1996, *Nature*, 380, 606
- Maxted, P. F. L., Serenelli, A. M., & Southworth, J. 2015, *A&A*, 577, A90
- Mayor, M., & Queloz, D. 1995, *Nature*, 378, 355
- McQuillan, A., Aigrain, S., & Mazeh, T. 2013, *MNRAS*, 432, 1203
- Morton, T. D. 2015, *Astrophysics Source Code Library*, [ascl:1503.010](https://ascl.net/1503.010)
- Naoz, S., Farr, W. M., & Rasio, F. A. 2012, *ApJ*, 754, L36
- Perryman, M. A. C., Brown, A. G. A., Lebreton, Y., et al. 1998, *A&A*, 331, 81
- Petrovich, C. 2015a, *ApJ*, 799, 27
- Petrovich, C. 2015b, *ApJ*, 805, 75
- Pont, F. 2009, *MNRAS*, 396, 1789
- Rasio, F. A., & Ford, E. B. 1996, *Science*, 274, 954
- Rowe, J. F., Bryson, S. T., Marcy, G. W., et al. 2014, *ApJ*, 784, 45
- Santerne, A., Hébrard, G., Lillo-Box, J., et al. 2016, [arXiv:1601.07680](https://arxiv.org/abs/1601.07680)
- Santerne, A., Moutou, C., Tsantaki, M., et al. 2016, *A&A*, 587, A64
- Sestito, P., & Randich, S. 2005, *A&A*, 442, 615
- Skrutskie, M. F., Cutri, R. M., Stiening, R., et al. 2006, *AJ*, 131, 1163
- Soderblom, D. R., Hillenbrand, L. A., Jeffries, R. D., Mamajek, E. E., & Naylor, T. 2014, *Protostars and Planets VI*, 219
- Straizys, V. & Kuriliene, G. 1981, *Ap&SS*, 80, 353
- Telting, J. H., Avila, G., Buchhave, L., et al. 2014, *Astronomische Nachrichten*, 335, 41
- Torres, G., Andersen, J., & Giménez, A. 2010, *A&A Rev.*, 18, 67
- Tull, R. G., MacQueen, P. J., Sneden, C., & Lambert, D. L. 1995, *PASP*, 107, 251
- Valenti, J. A., & Piskunov, N. 1996, *A&AS*, 118, 595
- Vanderburg, A., & Johnson, J. A. 2014, *PASP*, 126, 948
- Vanderburg, A., Latham, D. W., Buchhave, L. A., et al. 2016, *ApJS*, 222, 14
- Wallace, L., Hinkle, K. H., Livingston, W. C., & Davis, S. P. 2011, *ApJS*, 195, 6
- Wright, D. J., Wittenmyer, R. A., Tinney, C. G., Bentley, J. S., & Zhao, J. 2016, *ApJ*, 817, L20

