

Ultraluminous X-ray sources as super-Eddington accretion disks

Sergei Fabrika^{1,2*}, Alexander Vinokurov¹, Kirill Atapin¹

¹*Special Astrophysical Observatory
Nizhnij Arkhyz, 369167, Russia*

²*Kazan Federal University, 420008 Kazan, Russia*

*E-mail: fabrika@sao.ru

The origin of Ultraluminous X-ray sources (ULXs) in external galaxies whose X-ray luminosities exceed those of the brightest black holes in our Galaxy by hundreds and thousands of times is mysterious. The most popular models for the ULXs involve either intermediate mass black holes (IMBHs) or stellar-mass black holes accreting at super-Eddington rates. Here we review the ULX properties, their X-ray spectra indicate a presence of hot winds in their accretion disks supposing the supercritical accretion. However, the strongest evidences come from optical spectroscopy. The spectra of the ULX counterparts are very similar to that of SS 433, the only known supercritical accretor in our Galaxy.

Keywords: ultraluminous X-ray sources; super-Eddington accretion disks

Ultraluminous X-ray sources (ULXs) are X-ray sources with luminosities exceeding the Eddington limit for a typical stellar-mass black hole $\sim 2 \times 10^{39}$ erg s⁻¹. Despite their importance in understanding the origin of supermassive black holes that reside in most of present galaxies, the basic nature of ULXs remains unsolved.⁷ The most popular models for the ULXs involve either intermediate mass black holes (IMBH, 10^3 – $10^4 M_\odot$)¹² with standard accretion disks or stellar-mass black holes ($\sim 10 M_\odot$) accreting at super-Eddington rates. The last idea has been suggested⁴ because of an analogy with SS 433, the only known super-accretor in the Galaxy,⁵ and developed in (Ref. 13, 18). It was proposed that SS 433 supercritical disk's funnel being observed nearly face-on will appear as extremely bright X-ray source. Both scenarios, however, require a massive donor in a close binary.

Most of the ULXs are associated with the star-forming regions and surrounded with nebulae of a complex shape, indicating a dynamical influence of the black hole.¹ They are not distributed throughout galaxies as it would be expected for IMBHs originating from low-metallicity Population III stars. The IMBHs may be produced in a runaway merging in a core of young clusters. In this case, they should stay within the clusters. It has been found¹⁴ that all brightest X-ray sources in Antennae galaxies are located nearby to very young stellar clusters. It was concluded that the sources were ejected in the process of formation of stellar clusters in the dynamical few-body encounters and that the majority of ULXs are massive X-ray binaries with the progenitor masses larger than $50 M_\odot$.

The X-ray spectra of the ULXs often show a high-energy curvature with a downturn between ~ 4 and ~ 7 keV. It was called “ultraluminous state”.⁸ The curvature hints that the ULX accretion disks are not standard. Inner parts of the disks may be covered with hot outflow or optically thick corona, which Comptonizes the inner disk photons.

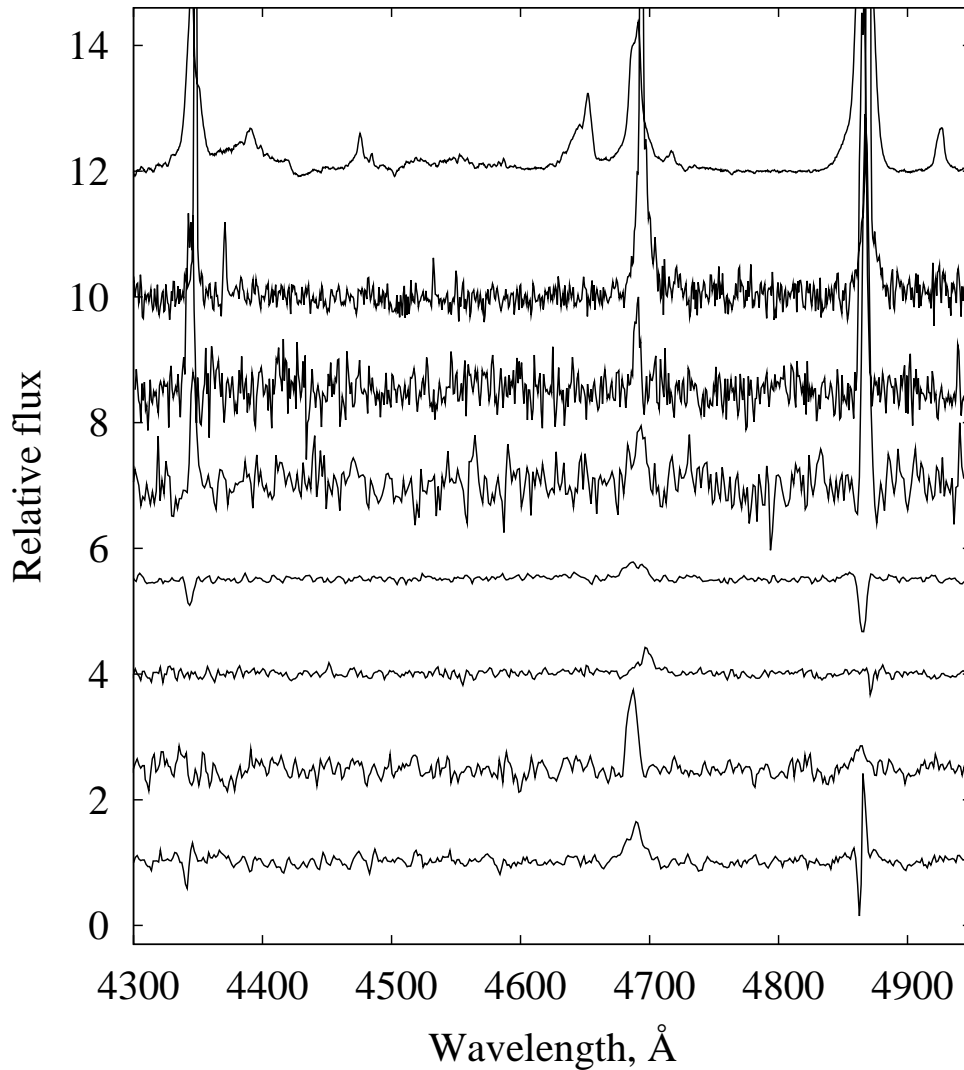


Fig. 1. Normalized optical spectra of ULX counterparts. From top to bottom: SS 433 (1), NGC 5408 X-1 (2), NGC 4395 X-1 (3), NGC 1313 X-2 (2), NGC 5204 X-1, NGC 4559 X-7, Holmberg IX X-1 and Holmberg II X-1 (1). The numbers in brackets mean optical telescopes 1 – Subaru telescope, 2 – VLT (ESO), 3 – Russian BTA telescope. The spectra are very similar one another, they may represent rare type of massive stars WNL³ or LBV stars in their hot states.^{16,17} All the spectra are also similar to SS 433.¹⁰ This means that the spectra of the ULX counterparts are formed in hot winds.

Spectra of almost all optical counterparts of studied ULXs (with SS 433 included) are shown in Fig. 1. Main features in all the spectra are the bright He II $\lambda 4686$, hydrogen H β , and H γ emission lines. The lines are obviously broad; the widths

range from 500 to 1500 km s⁻¹. Some hydrogen lines are contaminated by nebulae (over-subtraction of narrow absorptions) associated with the ULXs. However the broad emission components in H β are clearly seen. In the SS 433 spectrum, besides moving lines which form in the relativistic jets, 'stationary' emission lines, the Bowen blend CIII/NIII $\lambda\lambda 4634 - 4651$ and three HeI lines are observed. Some of these lines are seen in the ULX spectra.⁶

All the spectra of the ULXs (the spectra were reduced by us) are surprisingly similar to one another. The optical spectra are also similar to that of SS 433, although the ULX spectra indicate a higher wind temperature. It was suggested in (Ref. 6) that the ULXs must constitute a homogeneous class of objects, which most likely have supercritical accretion disks.

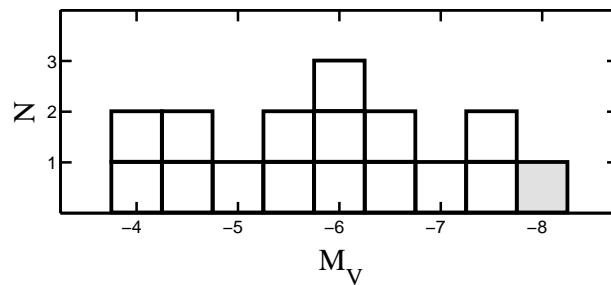


Fig. 2. Absolute magnitudes of all well-studied ULXs and SS 433 (shaded). The data are from (Ref. 6) with some updates from (Ref. 9, 18).

The total luminosity of a supercritical disk is proportional to the Eddington luminosity with an additional logarithmical factor depending on the original mass accretion rate,^{13,15} because the excess gas is expelled as a disk wind and the accreted gas is advected with the photon trapping, contributing little to the photon luminosity. However, the UV and optical luminosity in such disks may strongly depend on the original mass accretion rate, because these budgets are mainly produced by the reprocess of the strong irradiation from the wind (the excess gas). Optical spectra of SS 433 and the ULX counterpart are nearly the same, but in X-rays they are drastically different because we cannot observe the funnel in SS 433 directly. It was found⁶ that the mass accretion rates in the ULXs may be by a factor of 1.5–6 smaller and their wind temperatures are by 1.4–4 times higher than those in SS 433. In Fig. 2 we show absolute magnitude of all well studied ULXs together with SS 433. Thus, one may interpret that SS 433 is intrinsically the same as ULXs but an extreme case with a particularly high mass accretion rate, which could explain the presence of its persistent jets.⁵

In Fig. 3 we present one more evidence of the super-Eddington accretion in ULXs. The power density spectrum of SS 433 exhibit a flat part in the 10⁻⁵ –

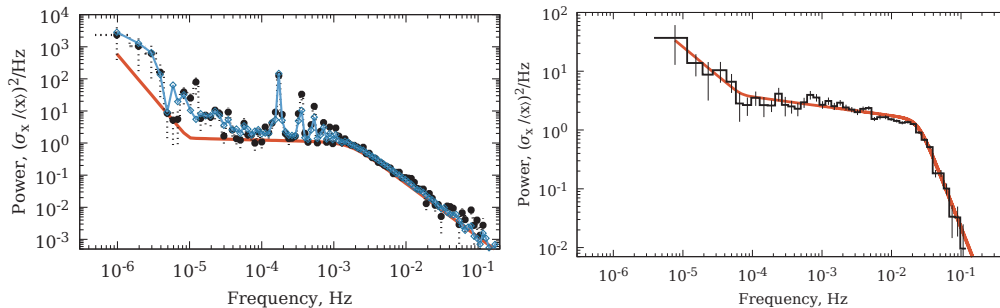


Fig. 3. Power density spectra of SS 433 (left) and the ULX NGC 5548 X-1 (right). In SS 433 we observe a flat portion² which may be considered as alpha-viscosity fluctuations appearing at the spherization radius as it was originally proposed¹¹ for standard disks.¹⁵ The power spectrum of SS 433 has been obtained from a single ten-days ASCA observation. The circles and dotted line are the observed power spectrum, the red (dark grey) solid line is initial model of the accretion disk intrinsic variability. The blue (light grey) line and diamonds are Monte Carlo model, which takes into account gaps in the observation and extra variability added by eclipse occurred during this observations. The power spectrum of SS 433 has a flat part stretching from $\sim 10^{-5}$ to $\sim 10^{-3}$ Hz. The power spectrum of NGC 5408 X-1 has been obtained by averaging of six most long observations from XMM-Newton. A model with two breaks fitting the spectrum is shown by solid line. This object as well has a flat part in the power spectrum.

2×10^{-3} Hz frequency range.² The presence of such a part is related to the abrupt change in the disk structure and the viscous time at the spherization radius. In this place the accretion disk becomes thick, which reduces drastically the time of passage of matter through the disk.^{11,15} The same picture is observed in the well-studied ULX NGC 5408 X-1. We need longer observations of the ULXs to study their power density spectra in more details.

Acknowledgments

The research was supported by the Russian Scientific Foundation grant (N 14-50-00043) and RFBR grants (N 15-42-02573, 16-02-00567, 16-32-00210). SF acknowledges support of the Russian Government Program of Competitive Growth of Kazan Federal University.

References

1. P. Abolmasov, S. Fabrika, O. Sholukhova and V. Afanasiev, *Astrophys. Bull.* **62**, 36 (2007).
2. K. Atapin, S. Fabrika, A. Medvedev and A. Vinokurov, *MNRAS* **446**, 893 (2015).
3. P.A. Crowther and N.R. Walborn, *MNRAS* **416**, 1311 (2011).
4. S. Fabrika and A. Mescheryakov, in *Galaxies and their Constituents at the Highest Angular Resolutions* (IAU Symposium N 205, ed. R.T. Schilizzi), 268 (2001).
5. S. Fabrika, *ASPRv* **12**, 1 (2004).

6. S. Fabrika, Y. Ueda, F. Vinokurov, O. Sholukhova and M. Shidatsu, *Nat. Phys.* **11**, 551 (2015).
7. H. Feng and R. Soria, *New Astron. Rev.* **55**, 166 (2011).
8. J.C. Gladstone, T.P. Roberts and C. Done, *MNRAS* **397**, 1836 (2009).
9. S. Avdan et al., *MNRAS* **455**, L91 (2016).
10. K. Kubota et al., *Astrophys. J.* **709**, 1376 (2011).
11. Yu.E. Lyubarskii, *MNRAS* **292**, 679 (1997).
12. P. Madau and M.J. Rees, *Astrophys. J.* **551**, L27 (2001).
13. J. Poutanen, G. Lipunova, S. Fabrika, A. Butkevich and P. Abolmasov, *MNRAS* **377**, 1187 (2007).
14. J. Poutanen, S. Fabrika, A. Valeev, O. Sholukhova and J. Greiner, *MNRAS* **432**, 506 (2013).
15. N.I. Shakura and R.A. Sunyaev, *Astron. Astrophys.* **24**, 337 (1973).
16. O.N. Sholukhova, S.N. Fabrika, A.V. Zharova, A.F. Valeev and V.P. Goranskij, *Astrophys. Bull.* **66**, 123 (2011).
17. O. Sholukhova et al., *MNRAS* **447**, 2459 (2015).
18. A. Vinokurov, S. Fabrika and K. Atapin, *Astrophys. Bull.* **68**, 139 (2013).