

Life under a black sun

Tomáš Opatrný and Lukáš Richterek*

Faculty of Science, Palacký University, 17. Listopadu 12, 77146 Olomouc, Czech Republic

Pavel Bakala[†]

*Institute of Physics, Faculty of Philosophy and Science,
Silesian University in Opava, Bezručovo nám. 13, CZ-74601 Opava, Czech Republic*

(Dated: June 21, 2021)

Life is dependent on the income of energy with low entropy and the disposal of energy with high entropy. On Earth, the low-entropy energy is provided by solar radiation and the high-entropy energy is disposed as infrared radiation emitted into the cold space. Here we turn the situation around and assume cosmic background radiation as the low-entropy source of energy for a planet orbiting a black hole into which the high-entropy energy is disposed. We estimate the power that can be produced by thermodynamic processes on such a planet, with a particular interest in planets orbiting a fast rotating Kerr black hole as in the science fiction movie *Interstellar*. We also briefly discuss a reverse Dyson sphere absorbing cosmic background radiation from the outside and dumping waste energy to a black hole inside.

I. INTRODUCTION

Life on Earth is possible thanks to the hot Sun and the cold sky. Their temperature difference makes it possible to drive processes far from thermodynamic equilibrium by increasing the entropy elsewhere in the Universe. Absorbing photons from the Sun at ~ 6000 K and emitting about 20 times more photons at ~ 300 K to the cold sky makes the entropy balance sufficient to sustain complex processes in which entropy locally drops. As explained by Ervin Schrödinger in his book “What is life?”,¹ organisms feed on negative entropy. The hot Sun and cold skies provide the Earth with a great deal of negative entropy: in this way, the Earth produces $\sim 5 \times 10^{14}$ J/K of entropy each second.²

Here we play with the idea of a world upside down: the sun is cold and skies are “hot”. Let us imagine a planet orbiting a black hole in a universe filled with background radiation. The inhabitants accept low-entropy energy from the sky and dispose waste heat to the black hole. The protagonists of the recent movie *Intersellar* who want to colonize a planet orbiting a supermassive black hole *Gargantua* might find these results vital (for physical details of their trip and destination we recommend the book “The Science of Interstellar”⁴ by Kip Thorne, the scientific consultant and an executive producer of the film).

Apart from the pedagogical value of simple thermodynamic exercises, these speculations might be relevant in the distant future when stars exhaust their nuclear fuel and die, and black holes may become dominant constituents of the entropy production processes.^{5,6} This kind of energetics might be useful until the expansion of the Universe cools the cosmic background radiation below the temperature of the black hole Hawking radiation. After that, the black hole becomes a net radiator and thus the nearby inhabitants might again live under a “hot” sun and cold sky. Recently, the mechanism of extracting mechanical work of radiating black holes has been discussed;⁷ however, the focus here is on the not so distant future.

The considerations presented here can also be relevant for the discussion of the early stages of the Universe: recently Loeb⁸ suggested that a habitable epoch occurred when the Universe was about 15 million years old and the background radiation had the temperature of 273–300 K, allowing for rocky planets with liquid water chemistry on their surfaces. This suggestion was covered by the Nature magazine⁹ mentioning also some criticism pointing out that the cold sky is thermodynamically as important for life as the hot Sun. Although there is no doubt that some source of negative entropy is necessary for life, the question remains what could be the source. The black-hole sun is an option to be discussed here.

The paper is organized as follows: In Sec. II general formulas for converting the incoming background radiation energy into useful work are discussed, in Sec. III two special regimes for the solid angle of the incoming radiation—large and small are studied, in Sec. IV the results for anisotropic radiation due to fast orbiting close to the black hole are presented, in Sec. V a Dyson sphere encapsulating a black hole is considered, and in Sec. VI the conclusions are provided. Details of the numerical computations of the temperature map of the sky for an observer orbiting a black hole are given in Appendix A.

II. RADIATION HEAT EXCHANGE

A. Sky projection and etendue conservation

Let us assume that heat exchange of the planet can occur radiatively by surface S . The celestial sphere is divided into two parts: one is “hot” at temperature T_1 and the other cold, for simplicity at temperature of absolute zero. The zero-temperature black hole is a good approximation if Hawking radiation^{10,11} is negligible. Let the solid angles spanned by these two parts be Ω_H and Ω_C , with $\Omega_H + \Omega_C = 4\pi$. To allow for the most efficient thermal energy exchange of the planet with the sky, we assume the whole planet to be cov-

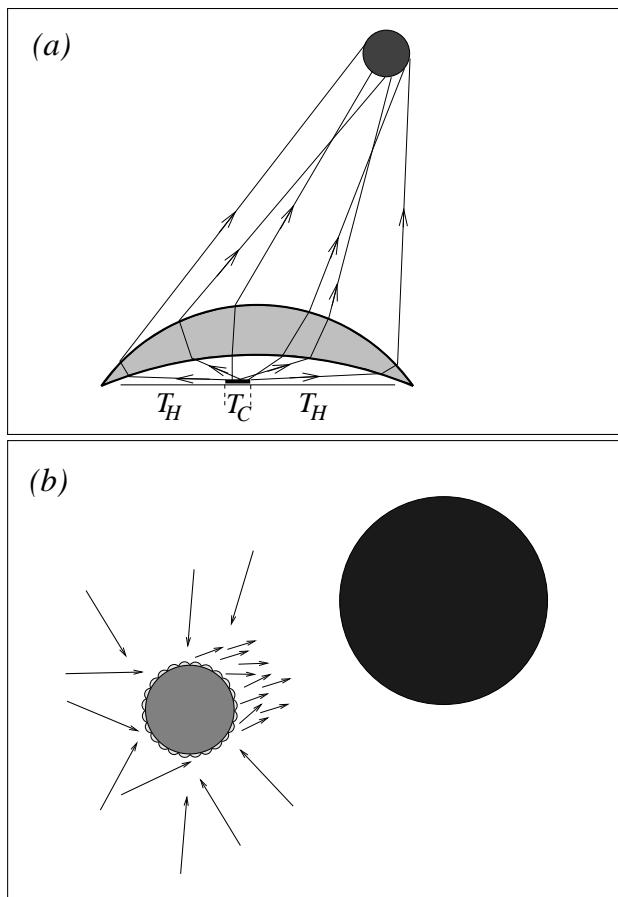


FIG. 1. (a) Projection system for interaction of a Lambertian radiator with the black hole. The arrays represent radiation from the cold surface at temperature T_C directed to the black hole. The remaining surface at temperature T_H interacts by radiation (not shown) with the hot sky. (b) Scheme of the thermodynamic system: the planet covered with the light concentration systems of the above picture accepts high energy photons (long arrows) from the space and sends low energy photons (short arrows) to the black hole.

ered with light concentration systems that project the celestial sphere into its images. We assume the numerical aperture of these devices approaching 1 which means that each point of the image is uniformly illuminated from the 2π solid angle by rays coming from the object (see Fig. 1). This means that each part of the image can interact as a Lambertian radiator with the corresponding part of the sky. In this way, all rays coming from the hot part of the sky are projected to one part of the surface of the planet and rays from the cold part to another. Let us denote the areas of these surfaces S_H and S_C with $S_H + S_C = S$.

A general theorem of ray optics says that a quantity called etendue for propagating light cannot decrease (see, e.g., Ref. 12). For a part of a beam propagating in directions within a solid angle $\delta\Omega$ across a surface element δA , the element of etendue is defined as $\delta\mathcal{E} = n^2 \cos\theta \delta\Omega \delta A$, where n is the refraction index of the medium and θ is the angle between the direction of propagation and the normal to δA . If the light

propagates through non-absorbing non-scattering environment (such as through our idealized optical systems), the etendue is conserved. This is analogous to the phase-space conservation in conservative systems according to the Liouville theorem. For our scheme the consequence of etendue conservation is that

$$\frac{S_H}{S_C} = \frac{\Omega_H}{\Omega_C}. \quad (1)$$

The surfaces S_H and S_C then serve as the hot and cold terminals of heat engines.

Without the idealization leading to Eq. (1), one would have to take into account the fact that the cold terminal also interacts with objects at higher temperature which would decrease the efficiency of work production. Let us note that in the photovoltaic industry one of the goals is the construction of light concentrators approaching the etendue limit (see, e.g., Ref. 13), so we assume that the advanced civilization inhabiting the planet under study has reached this goal.

B. Temperature optimization for given S_H and S_C

Let the surfaces of the heat exchangers S_H and S_C be at temperatures T_H and T_C and let them serve as heat exchangers for a heat engine. The task is to find such T_H and T_C that the power of the heat engine is maximized. The procedure is analogous to the power optimization of irreversible engines as first studied by Novikov¹⁴ and later independently by Curzon and Ahlborn¹⁵ (for more general considerations see, e.g., Ref. 16). Our case is different in the temperature dependence of the thermal energy exchange rate ($\propto T^4$), and also in having fixed the ratio of the exchanger surfaces S_H/S_C .

Thermal energy received by S_H from the hot part of the sky during a time interval Δt is $Q_1 = \sigma S_H (T_1^4 - T_H^4) \Delta t$ and the waste energy sent to the cold part of the sky is $Q_2 = \sigma S_C T_C^4 \Delta t$, where σ is the Stefan-Boltzmann constant, $\sigma \approx 5.68 \times 10^{-8} \text{ W m}^{-2} \text{ K}^{-4}$. Their difference can be converted into work $W = Q_1 - Q_2$ provided that $Q_1/Q_2 = T_H/T_C$. A relation between T_H and T_C follows from this assumption,

$$T_C = \left[\frac{S_H}{S_C} \left(\frac{T_1^4}{T_H^4} - 1 \right) \right]^{1/3} T_H, \quad (2)$$

and the average power $P = W/\Delta t$ can be expressed as

$$P = \sigma S_H \left[T_1^4 - T_H^4 - \left(\frac{S_H}{S_C} \right)^{1/3} \left(\frac{T_1^4}{T_H^4} - 1 \right)^{4/3} T_H^4 \right]. \quad (3)$$

Assuming that S_H , S_C , and T_1 are fixed, one can find such T_H that the power of the engine is maximized. Setting the derivative equal to zero, $dP/dT_H = 0$, one

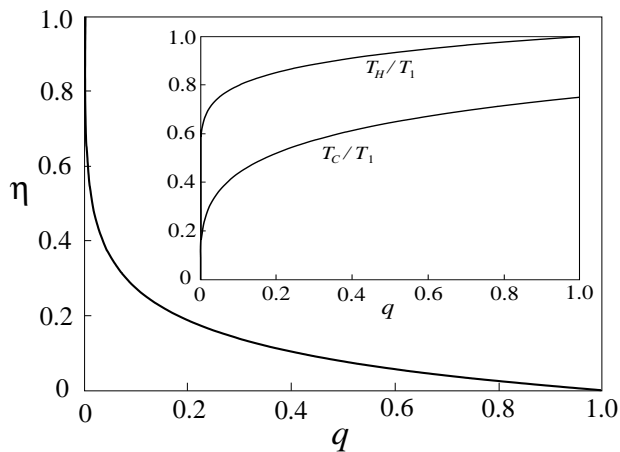


FIG. 2. Efficiency η in dependence on the hot area fraction q for optimized power according to Eq. (9). Inset: temperatures of the hot and cold surfaces in dependence on q .

finds that

$$T_H = u^{1/4} T_1, \quad (4)$$

$$T_C = \left(\frac{S_H}{S_C} \right)^{1/3} \frac{(1-u)^{1/3}}{u^{1/12}} T_1, \quad (5)$$

where u solves the equation

$$\frac{27}{q} u^4 - 18u^2 - 8u - 1 = 0 \quad (6)$$

in the interval $0 < u < 1$, and

$$q \equiv \frac{S_H}{S} = \frac{\Omega_H}{4\pi} \quad (7)$$

is the “hot” fraction of the sky. The resulting power is then

$$P_{\max} = \eta q \sigma S T_1^4, \quad (8)$$

where $q \sigma S T_1^4$ is the total power of the incoming radiation, and

$$\eta \equiv 1 - u - \left(\frac{q}{1-q} \right)^{1/3} u \left(\frac{1-u}{u} \right)^{4/3} \quad (9)$$

is the efficiency with which the incoming radiation can be converted into useful work.

Even though Eq. (6) as a quartic equation has an explicit solution, we solve it numerically and the result is used to find the dependence of the working temperatures T_H , T_C and of the efficiency η on the hot-sky fraction q , as shown in Fig. 2.

III. SPECIAL OPERATING REGIMES

A. Small heating area

Assuming $S_H \ll S_C$, or $q \ll 1$, Eq. (6) yields $u \approx 3^{-3/4} q^{1/4}$ and the temperatures approach zero as

$$T_H \approx 3^{-3/16} q^{1/16} T_1, \quad (10)$$

$$T_C \approx 3^{1/16} q^{5/16} T_1 \quad (11)$$

(see Fig. 2), and the efficiency η of the process approach 1 as

$$\eta \approx 1 - (3q)^{1/4}. \quad (12)$$

Rather than to a “standard” black hole, this limit corresponds to a distant star illuminating a planet in otherwise empty universe (the relevance to a less conventional black hole situation will be discussed later in Sec. IV B). The results can be applied to estimate Earth’s energy income from our Sun. In this case $q \approx 5.4 \times 10^{-6}$ and $T_1 = 5778$ K, which leads to working temperatures $T_H = 0.385 T_1 \approx 2,200$ K and $T_C = 0.0239 T_1 \approx 138$ K, yielding the efficiency 92 %, and maximum available power $P \approx 1.603 \times 10^{17}$ W.

B. Large heating area

In the opposite limit $S_H \rightarrow S$, on solving Eq. (6) for $1 - q \ll 1$ we find

$$u \approx 1 - \frac{3^3}{2^6} (1 - q) \quad (13)$$

which leads to

$$T_H \approx \left[1 - \frac{3^3}{2^8} (1 - q) \right] T_1, \quad (14)$$

$$T_C \approx \frac{3}{4} \left[1 - \frac{3^4}{2^8} (1 - q) \right] T_1, \quad (15)$$

$$\eta \approx \frac{3^3}{2^8} (1 - q). \quad (16)$$

Using these expressions in (8), we find the power of maximum work generation

$$P_{\max} \approx \frac{3^3}{2^8} \sigma S_C T_1^4. \quad (17)$$

As an illustration, let us assume a planet of the Earth’s size orbiting a black hole whose angular size as seen from the planet equals to the angular size of Sun as seen from Earth. This gives $q \approx 1 - 5.4 \times 10^{-6}$ and $\eta \approx 5.7 \times 10^{-7}$. Thus, $S_C \approx 2,760$ km², so that the planet would radiate its waste thermal energy from an area comparable to Rhode Island. If the background radiation is at room temperature $T_1 = 300$ K as in the 15 million years old universe assumed in Ref. 8, then $T_C \approx 225$ K, i.e. about -48°C . From Eq. (17) we find that useful work could then be obtained with power $P_{\max} \approx 130$ GW. This is two orders of magnitude below the present world energy consumption, and six orders of magnitude below the power presently supplied to Earth by Sun. The situation goes much worse for today’s two orders of magnitude colder background radiation at $T_1 = 2.725$ K, resulting in eight orders smaller available useful power $P_{\max} \approx 910$ W.

IV. CIRCULAR MOTION CLOSE TO THE BLACK HOLE

Since η increases with decreasing q , to get as much power as possible, we should place the orbit as close to

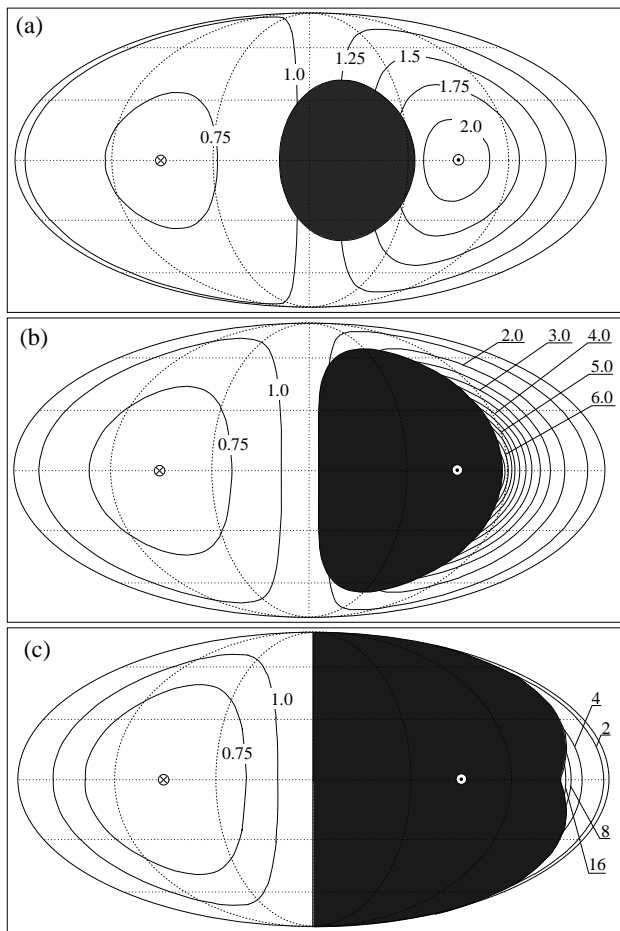


FIG. 3. Mollweide projection of the sky of an observer orbiting a black hole. The dark area is the shadow of the black hole, the full lines are contour lines of constant temperature, where the number indicates relative temperature shift with respect to the temperature of background radiation measured by a distant observer. The symbols \odot and \otimes indicate the direction to which and from which the observer is moving, respectively. The dotted lines are parallels of latitude $\theta = 0, \pm 30^\circ, \pm 60^\circ$ and meridians of longitude $\phi = 0, \pm 60^\circ, \pm 120^\circ$. (a) A nonrotating black hole, orbit at $r = 6GM/c^2$, (b) a rotating black hole with rotation parameter $a = 1 - 1.3 \times 10^{-14}$ and orbit radius $r = 2.2GM/c^2$, (c) a rotating black hole with $a = 1 - 1.3 \times 10^{-14}$ and $r = 1.0000379GM/c^2$.

the black hole as possible. However, things get complicated there: the observer moves fast and relativistic effects become important. The absorbed radiation is Doppler-shifted, as well as blue-shifted by falling to the black hole vicinity. The sky then ceases to be isothermal: the radiation comes hotter from the direction where the observer moves and colder from the rear. To get the precise picture of the sky, advanced numerical computations are necessary which are explained in Appendix A; the results are in Figs. 3 and 4. Having the temperature map of the sky, one can use segments of the sky with different temperature as heaters and apply another optimization to allocate to them various parts of the cooling area so as to get maximum power.

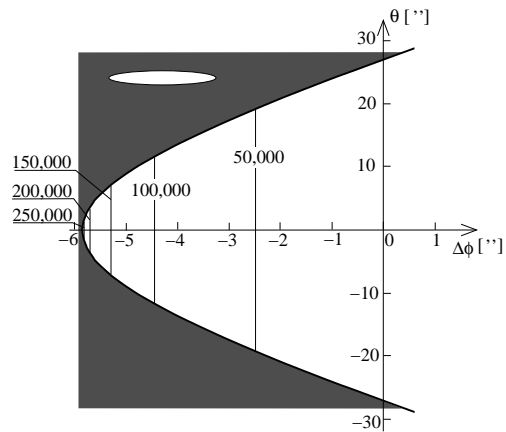


FIG. 4. Detail of the shadow boundary of a black hole for the case of Fig. 3(c) near $\theta = 0$ and $\phi = 150^\circ$, where $\Delta\phi \equiv \phi - 150^\circ$. The contour lines of constant temperature are shown, the number indicating relative temperature shift with respect to the temperature of background radiation measured by a distant observer. The light spot on the upper left shows the angular size of Neptune as seen from the Earth, for comparison (the shape is deformed due to different scales of θ and $\Delta\phi$).

A. Schwarzschild black hole

We first consider motion along a timelike circular geodesic around a static, spherically symmetric black hole of a mass M and Schwarzschild radius $R_S = 2GM/c^2$, where $G = 6.67 \times 10^{-11} \text{ N m}^2 \text{ kg}^{-2}$ is the gravitational constant and $c = 3 \times 10^8 \text{ m/s}$ is the speed of light. Stable bound circular orbits of radius r exist for $r \geq 3R_S = 6GM/c^2$ (see, e.g., Refs. 17 and 18). In order to obtain the maximum power, the innermost stable circular orbit at $r = 6GM/c^2$ has been chosen. The resulting picture of the sky is in Fig. 3(a). The shadow of the black hole covers 12.2% of the sky, i.e., $q = 0.878$. If the temperature shifts were disregarded, Eqs. (6), (8), and (9) would yield $\eta \approx 1.39\%$ and $P_{\max} \approx 0.012\sigma ST_1^4$. For an Earth-size planet and background radiation at $T_1 = 2.725 \text{ K}$, this would be $P_{\max} \approx 19 \text{ MW}$.

However, fast motion around the black hole makes parts of the sky warmer which brings some advantage. As seen in Fig. 3(a), in the direction of motion the observer sees the temperature of the sky to be more than twice as large compared to what would see an observer at rest, far from the black hole (the maximum blue shift being 2.12). Thus, the power available from this part of the sky can be more than 2^4 times larger than without the blue shift. However, the hottest part of the sky is relatively small and the rest of the sky is colder. To find the total available power, we have divided the hot sky into 30 segments of equal temperature-span intervals. Each segment then serves as a heater of a separate heat engine. Since the power of each engine also depends on the cold area used for dumping its waste energy, one has to find the optimum allocation of the cold area to the individual engines to obtain a maximum total power. The result of the nu-

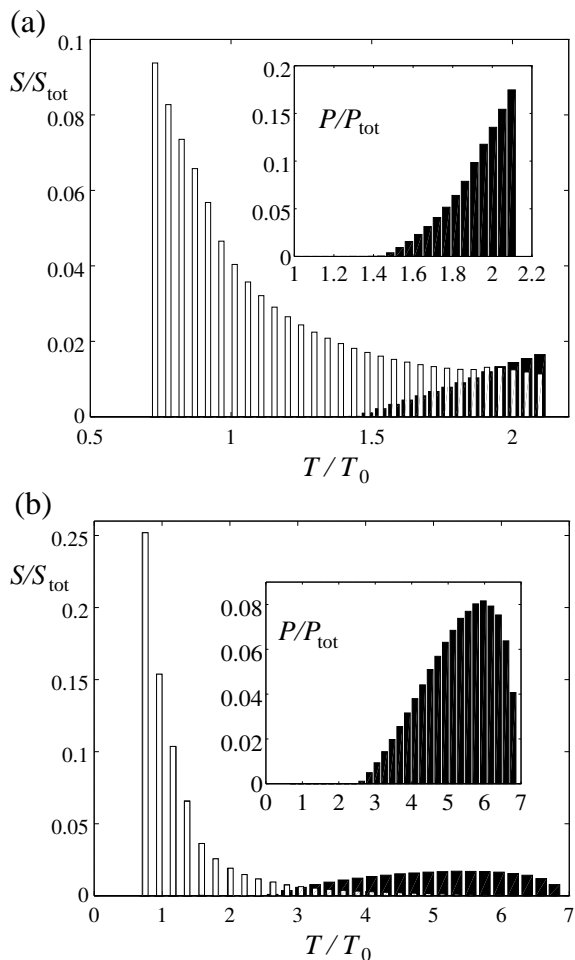


FIG. 5. Empty bars: fractions of observer’s sky of different temperatures, where the “hot” sky was divided into 30 segments of equal temperature span. Full bars: fractions of observer’s sky used as cold reservoirs for heat engines of upper temperature T . All bars sum up to 1, the empty bars sum up to the fraction of the radiating sky and the full bars sum up to the fraction covered by the shadow of black hole. Inset: fractions of the power of the heat engines with upper temperature T , the bars sum up to 1. (a) Schwarzschild black hole and orbit at $r = 6GM/c^2$ as in Fig. 3(a), (b) Kerr black hole with $a = 1 - 1.3 \times 10^{-14}$ and orbit at $r = 2.2GM/c^2$ as in Fig. 3(b).

merical optimization is shown in Fig. 5(a). The white bars are the areas of the hot segments which are given as the input data. The black bars are the areas of the corresponding cold segments obtained as the result of the optimization procedure. As can be seen, the optimum allocation assumes absorbing radiation from the 14 hottest segments of blueshifts above 1.4. Colder parts of the “hot” sky are not worth using as hot reservoirs. The resulting power is then $P_{\max} \approx 0.126\sigma ST_1^4$, i.e., one order of magnitude larger than the above estimate based on disregarding the frequency shifts. For an Earth-size planet and background radiation at $T_1 = 2.725$ K, this would be $P_{\max} \approx 200$ MW, i.e., still rather low for a comfortable life of more than a few small towns.

B. Fast rotating Kerr black hole

How can we come closer to the black hole so as to increase the cold sky proportion? We were inspired by the movie *Interstellar* where the characters come close to a fast-rotating giant black hole named *Gargantua*. Rotating black holes have stable circular orbits closer than $6GM/c^2$. For *Gargantua*, the rotation parameter a was extraordinarily large, $a = 1 - 1.3 \times 10^{-14}$, thus allowing the characters to enjoy extraordinarily strong relativistic effects close to the black hole.^{3,4} We have computed the results for two special cases of the orbit radius, $r = 2.2GM/c^2$ (Fig. 3(b) and 5(b)) and $r = 1.0000379GM/c^2$ (Fig. 3(c) and 4). The latter case corresponds to the orbit of *Miller’s planet* where the characters of *Interstellar* spend three hours while 21 years pass on their base station which is sufficiently distant from the reach of *Gargantua’s* gravitational time shift.

We can see that the shadow of the black hole becomes deformed and covers a large part of the observer’s sky, including the direction of motion of the planet. Nevertheless, the planet does not fall into the hole as it is dragged by its rotating gravitational field. The blue shift becomes much stronger, although in relatively small strips of the sky just above the shadow of the black hole in the direction of the planet motion. In the case of $r = 2.2GM/c^2$ the black hole covers 26 % of the sky and the maximum blue shift is 6.90. Upon using the same optimization procedure as in the preceding subsection, one finds the maximum attainable power to be $P_{\max} \approx 4.2\sigma ST_1^4$. For an Earth-size planet and background radiation at $T_1 = 2.725$ K this would be $P_{\max} \approx 6.7$ GW, i.e., enough for a small country.

The case of *Miller’s planet* with $r = 1.0000379GM/c^2$ leads to extreme blue shifts, reaching up to 275,000. The black hole covers 40 % of the sky and most of the radiation energy comes from a very narrow strip of a few arcseconds (see Fig. 4): our numerical results show that 99% of the energy comes from a strip of longitude span $2.3''$ and latitude span $5.8''$. This size is comparable, e.g., to the angular size of the planet Neptune as seen from Earth, with angular diameter $\approx 2.2''$. Thus, the good news is that *Miller’s planet* enjoys small heating area regime (see Sec. III A), meaning that most of the incoming radiation energy can be converted into useful work. The bad news for the visiting astronauts is that it is too much energy: the incoming flux density (power per unit area perpendicular to the incoming radiation) is $\Phi \approx 420$ kW/m², i.e., about 300 times bigger than the solar constant. This value can be used to find the equilibrium temperature of a planet radiating its energy as a black body, $T = \sqrt[4]{\Phi/(4\sigma)} \approx 890^\circ\text{C}$. Thus, the tidal waves observed on the planet might be, e.g., of melted aluminum. Moreover, the astronauts would be grilled by extreme-UV radiation.

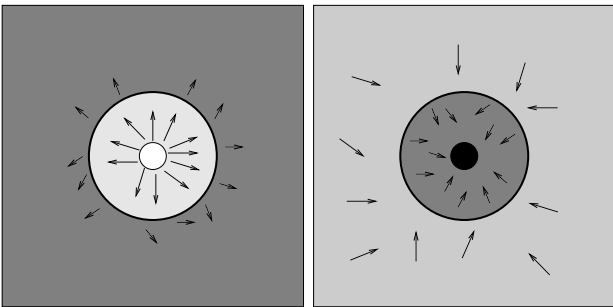


FIG. 6. Scheme of the Dyson sphere and of its black-hole version. In the original version¹⁹ the shell captures radiation emitted by the star inside and radiates waste heat to the space. In the black-hole version, the shell absorbs background radiation coming from outside and emits waste heat to the black hole inside.

V. BLACK HOLE DYSON SPHERE

Rather than assuming a planet, one could imagine a spherical shell enclosing the black hole. In 1960, Freeman Dyson speculated about possible signatures of intelligent extraterrestrial life that would build a structure around a star to capture all of its power.¹⁹ The waste thermal energy would be emitted as infrared radiation detectable by our observatories. We can turn this idea upside down: the inhabitants of the shell collect energy from the background radiation and send the waste thermal energy to the central black hole (see Fig. 6).

To explore the properties of such a scheme, we can use results of Sec. II B, however, we assume that the total area is not fixed, but variable — determined by the radius of the Dyson sphere R_D . The sphere collects thermal energy from the outer area $S_H = 4\pi R_D^2$. With respect to the cold area, the situation is now simpler than in Sec. II A since no light concentrators are necessary. The waste energy is radiated from the whole inner surface and the emitted photon either hits the black hole or is absorbed by another part of the inner surface. Thus, the waste energy is absorbed by the shadow of the black hole which for a distant observer looks as a sphere of radius $(\sqrt{27}/2)R_S$ (see Ref. 20). Therefore, $S_C = 108\pi G^2 M^2/c^4$.

The available power increases with increasing the Dyson sphere radius, but up to a limit given by the fixed area of the heat sink. To calculate the limiting power, we assume $R_D \gg R_S$ and apply the results of Subsection III B with $S_C/S_H \ll 1$. In this case the limiting power follows from Eq. (17) as $P_{\max} \approx 0.1055P_{\text{ref}}$, where $P_{\text{ref}} = \sigma S_C T_1^4$ is the power of the background radiation that would be absorbed by the black hole if there were no Dyson sphere.

As an illustration, we first assume a black hole with the mass of Sun $M = 2 \times 10^{30}$ kg and temperature of the background radiation $T_1 = 2.725$ K: the limiting power is $P_{\max} \approx 250$ W. A supermassive black hole of the size of $\sim 4 \times 10^6$ solar masses (e.g., the one in the center of our Galaxy) could give us $P_{\max} \sim 4 \times 10^{15}$ W, i.e., about 200 times our

present world energy consumption (ignoring, however, the solar power harvested by the ecosystems). As the last example we consider the early Universe background radiation with $T_1 \approx 300$ K and a black hole with the apparent radius equal to the radius of Sun, i.e., $(\sqrt{27}/2)R_S \approx 6.96 \times 10^8$ m. This would lead to $P_{\max} \approx 2.9 \times 10^{20}$ W, which is three orders of magnitude above the present solar energy income of Earth.

VI. CONCLUSION

For nonrotating black holes and the present temperature of the cosmic microwave background, the available power appears to be rather small for the living standards of our civilization. One might speculate of the distant future when hydrogen as the nuclear fuel for stars is exhausted and black holes together with background radiation become one of the few relevant sources of negative entropy. Nevertheless, with the accelerated expansion of the Universe the background radiation becomes colder so that even less power would be available. One might also speculate of hypothetical Earth-like planets orbiting primordial black holes in the early stages of the Universe filled with room-temperature background radiation. The available power budget becomes much more generous, however, one could hardly expect that organisms with necessary radiation-focusing equipment would stand a chance to evolve.

The situation is different for fast rotating Kerr black holes and planets on close orbits: gravitational and Doppler shifts change the temperature map of the sky to allow for harvesting much more power. Although the highly inspiring idea of the movie *Interstellar* to explore planets orbiting Kerr black holes is appealing, the conditions on Miller's planet of the film prove to be rather harsh. This could be expected: since the time dilatation on the planet is about sixty thousand, the astronauts would receive signals from the distant outside arriving about sixty thousand times faster than emitted. Such a frequency shift must apply also to the cosmic background, turning it much hotter. Nevertheless, with a suitably chosen orbit slightly farther from Gargantua, one can hope to find the sky conditions of the planet much closer to terrestrial.

Appendix A: Construction of the sky temperature map for an observer orbiting Kerr black hole

Here we describe the computation of the temperature map of the observer's local sky. The relevant quantity is the relativistic frequency-ratio factor g of ray bundles coming from distant universe and forming multiple relativistic images on the observer's celestial sphere.²¹ The frequency ratio between the locally observed and emitted frequencies of such ray bundles $g = \nu_{\text{obs}}/\nu_{\infty} = p^{(t)}/p_t$ also corresponds to the ratio of the locally measured and emitted energies (time-components of photon four-momentum). Here and

hereafter, the angle brackets in the index denote the local frame of the observer on the Keplerian orbit. The source intensity divided by the third power of the frequency is conserved as a Lorentz invariant.²² Moreover, Planck's law describes the black body radiation as having a spectral intensity in frequency proportional to $\nu^3/(e^{h\nu/kT} - 1)$, where T is the source temperature, ν the frequency, h the Planck constant and k is the Boltzmann constant. Therefore, the black body spectrum of the background radiation will be locally observed as a black body spectrum with a temperature multiplied by the factor g related to a particular ray bundle. Naturally, the bolometric intensity amplification of ray bundles coming from distant universe is given by the fourth power of g .

Using the $(-+++)$ signature and geometrical units ($c = G = M = 1$), the line element of the Kerr spacetime in Boyer-Lindquist coordinates parameterized by specific angular momentum (spin) a reads

$$ds^2 = - \left(1 - \frac{2r}{\Sigma}\right) dt^2 - \frac{4ra}{\Sigma} \sin^2 \theta dt d\varphi + \frac{\Sigma}{\Delta} dr^2 + \Sigma d\theta^2 + \left(r^2 + a^2 + \frac{2ra^2 \sin^2 \theta}{\Sigma}\right) \sin^2 \theta d\varphi^2, \quad (\text{A1})$$

where $\Sigma \equiv r^2 + a^2 \cos^2 \theta$ and $\Delta \equiv r^2 - 2r + a^2$. Components of the four-momentum of a photon in the Kerr spacetime are given by

$$\begin{aligned} p^r &= \dot{r} = s_r \Sigma^{-1} \sqrt{R_{\lambda,q}(r)}, \\ p^\theta &= \dot{\theta} = s_\theta \Sigma^{-1} \sqrt{\Theta_{\lambda,q}(\theta)}, \\ p^\phi &= \dot{\phi} = \Sigma^{-1} \Delta^{-1} [2ar + \lambda (\Sigma^2 - 2r) \operatorname{cosec}^2 \theta], \\ p^t &= \dot{t} = \Sigma^{-1} \Delta^{-1} (\Sigma^2 - 2ar\lambda), \end{aligned} \quad (\text{A2})$$

where the dotted quantities denote differentiation with respect to some affine parameter, and the sign pair s_r, s_θ describes the orientation of radial and latitudinal evolution, respectively.²³⁻²⁵ Radial and latitudinal effective potentials read as

$$\begin{aligned} R_{\lambda,q}(r) &= (r^2 + a^2 - a\lambda)^2 - \Delta [q + (\lambda - a)^2], \\ \Theta_{\lambda,q}(\theta) &= q + a^2 \cos^2 \theta - \lambda^2 \cot^2 \theta. \end{aligned} \quad (\text{A3})$$

Here, λ and q are constants of motion related to the covariant components of the photon four-momentum (A6) by the relations

$$\begin{aligned} \lambda &= -\frac{p_\phi}{p_t}, \\ q &= \left(\frac{p_\theta}{p_t}\right)^2 + (\lambda \tan(\pi/2 - \theta))^2 - a^2 \cos^2 \theta. \end{aligned} \quad (\text{A4})$$

In the local reference frame related to an arbitrary observer, the azimuthal and latitudinal components $p_{\langle\varphi\rangle}, p_{\langle\theta\rangle}$ of the photon four-momentum fully determine a projection of the corresponding ray onto the local sky. Assuming the photon energy is normalized to one, the remaining components of $p_{\langle\mu\rangle}$ can be written as follows:

$$p_{\langle t \rangle} = -1, \quad p_{\langle r \rangle} = \sqrt{1 - p_{\langle \theta \rangle}^2 - p_{\langle \varphi \rangle}^2}. \quad (\text{A5})$$

One can obtain the coordinate covariant components of the four-momentum and related constants of motion (A4) by transforming the local components of $p_{\langle\mu\rangle}$, using appropriate frame tetrads of one-form by the relation

$$p_\mu = \omega_\mu^{(\alpha)} p_{\langle\alpha\rangle}. \quad (\text{A6})$$

Then the frequency-ratio factor $g(\lambda, q)$ can be expressed as a function of constants of motion corresponding to the projection position on the observer's sky as

$$g(\lambda, q) = -\frac{1}{p_t(\lambda, q)}. \quad (\text{A7})$$

The local tetrad of one-forms related to the observer on the corotating Keplerian orbit around a Kerr black hole can be obtained by the Lorentz boost of ZAMO (zero angular momentum observers, locally non-rotating observers)^{24,26} tetrad, which in the equatorial plane ($\theta = \pi/2$) takes the form²⁷

$$\begin{aligned} \omega^{(t)} &= \left\{ \sqrt{\frac{\Delta \Sigma}{A}}, 0, 0, 0 \right\}, \\ \omega^{(r)} &= \left\{ 0, \sqrt{\Sigma/\Delta}, 0, 0 \right\}, \\ \omega^{(\theta)} &= \left\{ 0, 0, \sqrt{\Sigma}, 0 \right\}, \\ \omega^{(\varphi)} &= \left\{ -\frac{2ar}{\sqrt{A\Sigma}}, 0, 0, \sqrt{\frac{A}{\Sigma}} \right\}, \end{aligned} \quad (\text{A8})$$

where $A \equiv (r^2 + a^2)^2 - a^2 \Delta$. The velocity β of corotating Keplerian observers with respect to the equatorial ZAMO frame can be written as²⁷

$$\beta = \frac{r^2 + a^2 - 2a\sqrt{r}}{\sqrt{\Delta}(r^{3/2} + a)}. \quad (\text{A9})$$

The tetrad (A8) straightforwardly transformed into the frame of corotating Keplerian observer reads

$$\begin{aligned} \omega^{(t)} &= \gamma \left\{ \omega_t^{(t)} - \beta \omega_t^{(\varphi)}, 0, 0, -\beta \omega_\varphi^{(\varphi)} \right\}, \\ \omega^{(r)} &= \omega^{(r)}, \quad \omega^{(\theta)} = \omega^{(\theta)}, \\ \omega^{(\varphi)} &= \gamma \left\{ \omega_t^{(\varphi)} - \beta \omega_t^{(t)}, 0, 0, \omega_\varphi^{(\varphi)} \right\}, \end{aligned} \quad (\text{A10})$$

where $\gamma \equiv (1 - \beta^2)^{-1/2}$.

For such an observer located in the close vicinity of the event horizon, the factor g varies depending on angular coordinates in the local sky, as a result of interplay between extreme gravitational lensing and optical effects of special relativity caused by the orbital motion of the Keplerian frame. In principle, applying the relations discussed above, it is possible to construct the so-called critical loci curve, which forms a boundary between a projection of a distant universe and a shadow of the black hole in the local sky.^{28,29} To avoid significant analytical difficulties associated with such an approach, we used our relativistic ray-tracing code LSDplus, which performs a

time-reverse direct numerical integration of the equations (A2).^{30,31} The LSDplus code allows to draw a boundary of the shadow of the black hole on the Mollweide projection of the local sky with arbitrary resolu-

tion (see Figs 3, 4). The code also calculates relativistic frequency-ratio factor g by (A7) for ray bundles coming from distant universe.

-
- * tomas.opatrný@upol.cz; lukas.richterek@upol.cz
† pavel.bakala@fpf.slu.cz
- ¹ E. Schrödinger, *What is Life? The Physical Aspect of the Living Cell* (Cambridge University Press, Cambridge, UK, 1944).
 - ² The energy input/output of the Earth is the solar constant $\sim 1.36 \text{ kW/m}^2$ multiplied by the disk area of the Earth $\pi R^2 \approx 1.28 \times 10^{14} \text{ m}^2$, i.e., $1.74 \times 10^{17} \text{ J}$ each second; if this is divided by the temperature $\sim 300 \text{ K}$ we obtain the estimate of the entropy production.
 - ³ The rotation parameter a (spin) is defined as a specific intrinsic angular momentum of the Kerr black hole^{24,25}. For $a = 0$ the Kerr solution merges into Schwarzschild non-rotating spherically symmetric spacetime (see eq. (A1)). Maximum possible “black hole” value $a = 1$ corresponds to an extreme Kerr black hole having the rotation velocity of the event horizon equal to the speed of light. The case of hypothetical naked singularities is described by $a > 1$.
 - ⁴ K. S. Thorne, *The Science of Interstellar* (W. W. Norton & Company, New York, 2014).
 - ⁵ S. Frautschi, “Entropy in an expanding universe,” *Science* **217** (4560), 593–599 (1982).
 - ⁶ L. M. Krauss and G. D. Starkman, “Life, the universe, and nothing: life and death in an ever-expanding universe,” *Astrophys. J.* **531** (1), 22–30 (2000).
 - ⁷ T. Opatrný and L. Richterek, “Black hole heat engine,” *Am. J. Phys.* **80** (1), 66–71 (2012).
 - ⁸ A. Loeb, “The Habitable Epoch of the Early Universe,” *Int. J. Astrobiol.* **13** (4), 337–339 (2014). Also available as e-print arXiv:1312.0613 [astro-ph.CO].
 - ⁹ Z. Merali, “Life possible in the early Universe,” *Nature* **504** (7479), 201 (2013).
 - ¹⁰ S. W. Hawking, “Black holes and thermodynamics,” *Phys. Rev. D* **13** (2), 191–197 (1976).
 - ¹¹ S. W. Hawking, “The quantum mechanics of black holes,” *Sci. Am.* **236**, 34–40 (1977).
 - ¹² T. Markvart, “The thermodynamics of optical étendue,” *J. Opt. A: Pure Appl. Opt.* **10**, 015008 (7pp) (2008).
 - ¹³ R. Winston and J. M. Gordon, “Planar concentrators near the étendue limit,” *Opt. Lett.* **30** (19), 2617–2619 (2005).
 - ¹⁴ I. I. Novikov, “The efficiency of atomic power stations (a review),” *J. Nucl. Energy* (1954) **7** (1–2), 125–128 (1958); transl. from *At. Energ.* **3**, 409 (1957).
 - ¹⁵ F. L. Curzon and B. Ahlborn, “Efficiency of a Carnot Engine at Maximum Power Output,” *Am. J. Phys.* **43** (1), 22–24 (1975).
 - ¹⁶ A. Bejan, “Entropy generation minimization: The new thermodynamics of finite-size devices and finite-time processes,” *J. Appl. Phys.* **79** (3), 1191–1218 (1996).
 - ¹⁷ D. Raine and T. Edwin, *Black Holes: An Introduction* (Imperial College Press, London, 2009).
 - ¹⁸ J. B. Hartle, *Gravity: An Introduction to Einsteins General Relativity* (Addison Wesley, San Francisco, 2003).
 - ¹⁹ F. J. Dyson, “Search for Artificial Stellar Sources of Infrared Radiation,” *Science* **131** (3414), 1667–1668 (1960).
 - ²⁰ As shown in Ref. 30, the apparent angular size of a Schwarzschild black hole for a distant stationary observer is $2 \arccos \sqrt{1 - (27/r^2)(1 - 2/r)}$, where r is the distance of the black hole center in units GM/c^2 . For $r \gg 1$ the angular size is the same as that of a sphere of radius $\sqrt{27}GM/c^2$ seen from the same distance.
 - ²¹ O. James, E. von Tunzelmann, P. Franklin and K. S. Thorne. “Gravitational lensing by spinning black holes in astrophysics, and in the movie *Interstellar*,” *Classical Quant. Grav.* **32** (6), 065001 (2015). Also available as e-print arXiv:1502.03808v2 [gr-qc].
 - ²² M. H. Johnson and E. Teller, “Intensity changes in the Doppler effect,” *Proc. Natl. Acad. Sci. USA* **79** (4), 1340 (1982).
 - ²³ B. Carter, “Global Structure of the Kerr Family of Gravitational Fields,” *Phys. Rev.* **174** (5), 1559–1571 (1968).
 - ²⁴ C. W. Misner, K. S. Thorne, and J. A. Wheeler, *Gravitation* (W. H. Freeman, San Francisco, 1973).
 - ²⁵ S. Chandrasekhar, *The mathematical theory of black holes* (Clarendon Press, Oxford, 1983).
 - ²⁶ J. M. Bardeen, “A Variational Principle for Rotating Stars in General Relativity,” *Astrophys. J.* **162**, 71–95 (1970).
 - ²⁷ J. Schee and Z. Stuchlík, “Optical Phenomena in the Field of Braneworld Kerr Black Holes,” *Int. J. Mod. Phys. D* **18** (6), 983–1024 (2009). Also available as e-print arXiv:0810.4445 [astro-ph].
 - ²⁸ S. U. Viegutz, “Image generation in Kerr geometry. I. Analytical investigations on the stationary emitter-observer problem,” *Astron. Astrophys.* **272**, 355–377 (1993).
 - ²⁹ E. Teo, “Spherical Photon Orbits Around a Kerr Black Hole,” *Gen. Relat. Gravit.* **35** (11), 1909–1926 (2003).
 - ³⁰ P. Bakala, P. Čermák, S. Hledík, Z. Stuchlík, and K. Truparová, “Extreme gravitational lensing in vicinity of Schwarzschild-de Sitter black holes,” *Cent. Eur. J. Phys.* **5** (4), 599–610 (2007). Also available as e-print arXiv:0709.4274.
 - ³¹ P. Bakala, K. Goluchová, G. Török, E. Šrámková, M. A. Abramowicz, F. H. Vincent, and G. P. Mazur, “Twin peak high-frequency quasi-periodic oscillations as a spectral imprint of dual oscillation modes of accretion tori,” *Astron. Astrophys.* **581**, A35 (2015). Also available as e-print arXiv:1505.06673 [astro-ph.HE].