

Interpreting the 750 GeV diphoton excess by the singlet extension of the Manohar-Wise Model

Junjie Cao,^{1,*} Chengcheng Han,^{2,†} Liangliang Shang,^{1,‡}

Wei Su,^{3,§} Jin Min Yang,^{3,¶} and Yang Zhang^{3,**}

¹*Department of Physics, Henan Normal University, Xinxiang 453007, China*

²*Kavli IPMU (WPI), University of Tokyo, Kashiwa, Chiba 277-8583, Japan*

³*State Key Laboratory of Theoretical Physics,
Institute of Theoretical Physics, Academia Sinica, Beijing 100190, China*

The evidence of a new scalar particle X from the 750 GeV diphoton excess, and the absence of any other signal of new physics at the LHC so far suggest the existence of new colored scalars, which may be moderately light and thus can induce sizable Xgg and $X\gamma\gamma$ couplings without resorting to very strong interactions. Motivated by this speculation, we extend the Manohar-Wise model by adding one gauge singlet scalar field. The resulting theory then predicts one singlet dominated scalar ϕ as well as three kinds of color-octet scalars, which can mediate through loops the ϕgg and $\phi\gamma\gamma$ interactions. After fitting the model to the diphoton data at the LHC, we find that in reasonable parameter regions the excess can be explained at 1σ level by the process $gg \rightarrow \phi \rightarrow \gamma\gamma$, and the best points predict the central value of the excess rate with $\chi_{min}^2 = 2.32$, which corresponds to a p -value of 0.68. We also consider the constraints from various LHC Run I signals, and we conclude that, although these constraints are powerful in excluding the parameter space of the model, the best points are still experimentally allowed.

* junjiec@itp.ac.cn

† hancheng@itp.ac.cn

‡ shllwell1988@gmail.com

§ weisv@itp.ac.cn

¶ jmyang@itp.ac.cn

** zhangyang@itp.ac.cn

I. INTRODUCTION

Recently both ATLAS and CMS collaborations reported a resonance with its mass around 750 GeV in diphoton channel[1, 2], and the local and global significances of this resonance are around 3.6σ and 2.3σ respectively for the ATLAS analysis, and 2.6σ and 2σ for the CMS analysis. Interestingly, as pointed out in [3, 4] both the analyses favored the 750GeV diphoton production rate at about 4fb in the narrow-width approximation¹. Obviously, if the resonance corresponds to a new particle beyond the Standard Model (SM), its spin should be either 0 or 2. Since other searches for the WW, ZZ, ll, jj signals at the LHC saw no excess at the resonance, the usual spin-2 KK-graviton, which has a universal coupling to SM particles [5], should be strongly limited by the resonant dilepton searches. So in the following we focus on the spin-0 case. Another aspect we note is that if the resonance is initiated by $q\bar{q}$ annihilation, its production rate should be enhanced by a factor of 2.5 from naive parton distribution analysis in moving from 8 TeV LHC to 13 TeV LHC [6]. By contrast, if the resonance is initiated by gluon fusion, the enhancement factor becomes 4.7. Given that the non-observation of the resonance at the 8 TeV LHC has set an upper bound of about 2fb on the diphoton channel, it is better to consider gluon fusion channel as the explanation of the excess.

As shown in previous studies [3, 7], if the new scalar X only interacts with the SM particles, it can not be fully responsible for the excess. This is because both the Xgg and $X\gamma\gamma$ interactions are induced by loop effects, and increasing the strength of the interactions will inevitably enhance the production rates of the other SM particles, which has been tightly constrained by experimental data. So the diphoton excess implies the existence of other new particles which contribute to the interactions of the X . So far additional fermions have been intensively studied to enhance the diphoton production rate, but this kind of explanations usually need a rather strong Yukawa coupling and also a somewhat low fermion mass scale, which suffers from rather tight theoretical and experimental constraints [8]. This motivates us to consider other types of new particles which act as the mediator to enhance the Xgg and $X\gamma\gamma$ couplings. In this work, we take the singlet extension of the Manohar-Wise model as an example to show that color-octet scalars are capable of doing such a work. We note that although the color-octet scalars are well motivated in many basic theories, such as various SUSY constructions, topcolor models and the models with extra dimensions [9], the attempt to interpret the excess by such scalars is still absent.

¹ Currently with insufficient experimental data, the ATLAS analysis slightly preferred a wide width of the resonance (about 45GeV) to a narrow width [1], and by contrast the CMS analysis favored a narrow width [2]. Very recently, an analysis by combining both the ATLAS data and the CMS data was carried out, and it indicated that the narrow width was preferred [4].

This paper is organized as follows: in Sec.II, we first introduce the singlet extension of the Manohar-Wise Model, then in Sec.III we provide analytical formulae for the diphoton rate. The relevant constraints from the LHC Run I data are described in Sec.IV, and our numerical results and discussions are presented in Sec.V. For completeness, we also discuss some theoretical issues of our explanation in subsequent section. Finally, we draw our conclusions in Sec.VII.

II. THE SINGLET EXTENSION OF THE MANOHAR-WISE MODEL

Motivated by the principle of minimal flavor violation, the Manohar-Wise model extends the SM by one family scalars in the $(8, 2)_{1/2}$ representation of the SM gauge group $SU(3) \otimes SU(2) \otimes U(1)$ [10]. These scalars can be written as

$$S^A = \begin{pmatrix} S_+^A \\ \frac{1}{\sqrt{2}}(S_R^A + iS_I^A) \end{pmatrix}, \quad (1)$$

where $A = 1, \dots, 8$ is color index, S_+^A denotes an electric charged color-octet scalar field, and S_R^A and S_I^A are neutral CP-even and CP-odd ones respectively. In order to explain the diphoton excess, we further incorporate one real gauge singlet scalar field Φ into the theory. Then the general renormalizable scalar potential is given by

$$\begin{aligned} V = & m_\Phi^2 \Phi^2 + \lambda_\Phi \Phi^4 + m_H^2 H^\dagger \cdot H + \lambda_H (H^\dagger \cdot H)^2 + \lambda_{H\Phi} \Phi^2 H^\dagger \cdot H \\ & + 2m_8^2 \text{Tr}(S^{\dagger i} S_i) + \kappa \Phi^2 \text{Tr}(S^{\dagger j} S_j) + \lambda_1 H^{\dagger i} H_i \text{Tr}(S^{\dagger j} S_j) + \lambda_2 H^{\dagger i} H_j \text{Tr}(S^{\dagger j} S_i) \\ & + [\lambda_3 H^{\dagger i} H^{\dagger j} \text{Tr}(S_i S_j) + \lambda_4 H^{\dagger i} \text{Tr}(S^{\dagger j} S_j S_i) + \lambda_5 H^{\dagger i} \text{Tr}(S^{\dagger j} S_i S_j) + h.c.] \\ & + \lambda_6 \text{Tr}(S^{\dagger i} S_i S^{\dagger j} S_j) + \lambda_7 \text{Tr}(S^{\dagger i} S_j S^{\dagger j} S_i) + \lambda_8 \text{Tr}(S^{\dagger i} S_i) \text{Tr}(S^{\dagger j} S_j) \\ & + \lambda_9 \text{Tr}(S^{\dagger i} S_j) \text{Tr}(S^{\dagger j} S_i) + \lambda_{10} \text{Tr}(S_i S_j) \text{Tr}(S^{\dagger i} S^{\dagger j}) + \lambda_{11} \text{Tr}(S_i S_j S^{\dagger j} S^{\dagger i}), \end{aligned} \quad (2)$$

where S is the sum of the product $S^A T^A$ over the color index A , $H = \frac{1}{\sqrt{2}} U(0, H^0)^T$ stands for the SM Higgs field in unitary gauge, i, j are isospin indices, and the dimensionless coefficients λ_Φ , λ_H , $\lambda_{H\Phi}$, κ and λ_α ($\alpha = 1, \dots, 11$) parameterize the interactions among the scalar fields. Note that all these coefficients except λ_4 and λ_5 are real parameters [10], and their magnitudes may reach 20 without conflicting with the unitarity constraint [11].

Within this theoretical framework, two CP-even color-singlet scalar particles ϕ and h , and three kinds of color-octet scalar particles S_+^A , S_R^A and S_I^A are predicted. In the basis (H^0, Φ) , the squared mass matrix of the color-singlet fields is given by

$$\begin{pmatrix} m_H^2 + 3\lambda_H v^2 + \lambda_{H\Phi} f^2 & \lambda_{H\Phi} v f \\ \lambda_{H\Phi} v f & 2m_\Phi^2 + 12\lambda_\Phi f^2 + \lambda_{H\Phi} v^2 \end{pmatrix}, \quad (3)$$

where v and f are the vacuum expectation values (vev) of the fields H^0 and Φ respectively. After diagonalizing this matrix, we have

$$h = H^0 \cos \theta + \Phi \sin \theta, \quad (4)$$

$$\phi = -H^0 \sin \theta + \Phi \cos \theta, \quad (5)$$

with θ parameterizing the mixing of the fields. In our scheme for the excess, h corresponds to the SM-like Higgs boson discovered at the LHC, and ϕ is responsible for the diphoton signal by the process $gg \rightarrow \phi \rightarrow \gamma\gamma$. So in the following, we set $m_h = 125\text{GeV}$, $m_\phi = 750\text{GeV}$ and $v = 246\text{GeV}$, and for the convenience of discussion, we choose f and $\sin \theta$ as the input parameters of the model. In this way, we have following relationships

$$\lambda_{H\Phi} = \frac{(m_h^2 - m_\phi^2) \sin \theta \cos \theta}{vf}, \quad (6)$$

$$\lambda_H = \frac{m_h^2 \cos^2 \theta + m_\phi^2 \sin^2 \theta}{2v^2}, \quad (7)$$

$$\lambda_\Phi = \frac{m_h^2 \sin^2 \theta + m_\phi^2 \cos^2 \theta}{8f^2}. \quad (8)$$

As for the color-octet particles, their masses are given by

$$m_{S_+}^2 = m_8^2 + \kappa f^2 + \lambda_1 \frac{v^2}{4}, \quad (9)$$

$$m_{S_R}^2 = m_8^2 + \kappa f^2 + (\lambda_1 + \lambda_2 + 2\lambda_3) \frac{v^2}{4}, \quad (10)$$

$$m_{S_I}^2 = m_8^2 + \kappa f^2 + (\lambda_1 + \lambda_2 - 2\lambda_3) \frac{v^2}{4}, \quad (11)$$

and the coefficients of their interactions with the color-singlet particles are given by

$$\begin{aligned} g_{hS_i^{A*}S_i^B} &\equiv \tilde{Y}_i \delta^{AB} = \left(\frac{v}{2} \lambda_i \cos \theta + \kappa_i f \sin \theta\right) \delta^{AB}, \\ g_{\phi S_i^{A*}S_i^B} &\equiv Y_i \delta^{AB} = \left(-\frac{v}{2} \lambda_i \sin \theta + \kappa_i f \cos \theta\right) \delta^{AB}, \end{aligned} \quad (12)$$

where $i = +, R, I$, and we define $\lambda_+ = \lambda_1$, $\lambda_{R,I} = \frac{1}{2}(\lambda_1 + \lambda_2 \pm 2\lambda_3)$, $\kappa_+ = \kappa$, and $\kappa_R = \kappa_I = \frac{\kappa}{2}$. Throughout this work, just for simplicity we set λ_{1-11} equal to 0.1 so that all the colored scalars are nearly degenerate (we label their common mass by m_S hereafter). This assumption together with the requirements $|\sin \theta| \lesssim 0.01$ and $m_S > 500\text{GeV}$ (see discussion below) imply that the $h\gamma\gamma$ and hgg couplings are only slightly changed by the S_i -mediated loops, which is actually favored by the 125GeV Higgs data [11]. Note that in such a case the S , T and U variables are scarcely changed [12]. Also note that the unbroken of the electric charge and color symmetries requires the

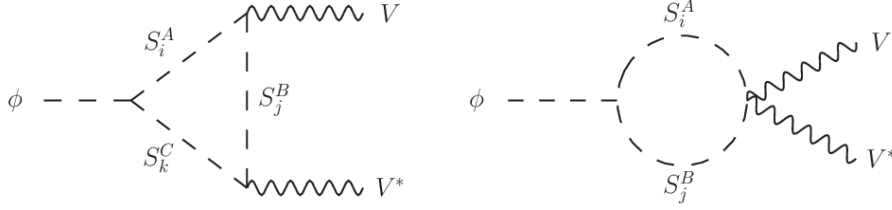


FIG. 1. Feynman diagrams contributing to the ϕVV^* interactions with VV denoting any of $\gamma\gamma$, gg , $Z\gamma$, ZZ and WW^* .

vevs of the colored scalars to vanish, and the vacuum stability at the scale $m_\phi = 750\text{GeV}$ requires

$$m_S^2 > 0, \quad 4\lambda_H\lambda_\Phi - \lambda_{H\Phi}^2 > 0. \quad (13)$$

Obviously, these requirements are satisfied in our scheme.

In this work, we also assume the Yukawa couplings of the S_i with quarks are negligibly small so that the S_i will decay mainly through the loops mediated by the colored scalars [14]. In this case, $S_{R,I}$ may decay into gg , gZ and $g\gamma$ with the gg mode being the dominant one [15]. We checked that for $|\lambda_4|, |\lambda_5| \sim \mathcal{O}(0.1)$ and $m_S \simeq 600\text{GeV}$, the widths of $S_{R,I}$ are at the order of 10^{-3}MeV .

III. THEORETICAL PREDICTION OF THE DIPHOTON RATE

In the extension of the Manohar-Wise model, the singlet dominated scalar ϕ can couple to vector boson pairs through its mixing with the SM Higgs field H^0 or through the loop diagrams shown in Fig.1. As a result, ϕ may decay into $\gamma\gamma$, gg , ZZ , WW^* and $Z\gamma$. In the following we list the partial widths of ϕ , which are needed to get the diphoton production rate.

- The widths of $\phi \rightarrow \gamma\gamma, gg, Z\gamma$ are given by

$$\Gamma_{\phi \rightarrow \gamma\gamma} = \frac{G_\mu \alpha^2 m_\phi^3}{128\sqrt{2}\pi^3} \left| \frac{4Y_{+v}}{m_{S_+}^2} A_0(\tau_{S_+}) - \sin\theta \times (A_1(\tau_W) + \frac{4}{3}A_{\frac{1}{2}}(\tau_t)) \right|^2, \quad (14)$$

$$\Gamma_{\phi \rightarrow gg} = \frac{G_\mu \alpha_s^2 m_\phi^3}{16\sqrt{2}\pi^3} \left| \sum_{i=+,R,I} \frac{3Y_{iv}}{2m_{S_i}^2} A_0(\tau_{S_i}) - \frac{\sin\theta}{2} A_{\frac{1}{2}}(\tau_t) \right|^2, \quad (15)$$

$$\Gamma_{\phi \rightarrow Z\gamma} = \frac{G_\mu^2 m_W^2 \alpha m_\phi^3}{64\pi^4} \left(1 - \frac{m_Z^2}{m_\phi^2} \right)^3 \left| \frac{4Y_{+v}}{m_{S_+}^2} \frac{1 - 2\sin^2\theta_W}{\cos\theta_W} C_0(\tau_{S_+}^{-1}, \eta_{S_+}^{-1}) \right. \\ \left. - \sin\theta \times (\cos\theta_W C_1(\tau_W^{-1}, \eta_W^{-1}) + \frac{2(1 - \frac{8}{3}\sin^2\theta_W)}{\cos\theta_W} C_{\frac{1}{2}}(\tau_t^{-1}, \eta_t^{-1})) \right|^2, \quad (16)$$

² The vacuum stability at the electroweak scale was widely discussed in the extension of the SM by scalar fields, see for example the appendix A in [13].

where $A_0, A_{\frac{1}{2}}, A_1, C_0, C_{\frac{1}{2}}$ and C_1 are loop functions defined in [16] with $\tau_\xi = m_\phi^2/(4m_\xi^2)$ and $\eta_\xi = m_Z^2/(4m_\xi^2)$ ($\xi = W, t, S_i$). Note that in these expressions, terms proportional to $\sin \theta$ come from the H^0 -component of ϕ , which can couple directly to top quark and W boson. Also note that in the case of a small $\sin \theta$, we have $\Gamma(\phi \rightarrow \gamma\gamma) : \Gamma(\phi \rightarrow Z\gamma) : \Gamma(\phi \rightarrow gg) \simeq 1 : \frac{\sin^2 2\theta_W}{2 \cos^2 2\theta_W} : \frac{9}{2} \frac{\alpha_s^2}{\alpha^2} \simeq 1 : 0.85 : 715$ if the colored scalars are degenerated in mass.

- The calculation of $\Gamma(\phi \rightarrow VV^*)$ with $V = W, Z$ is slightly complicated. On one side, the ϕWW^* and ϕZZ couplings have tree level contributions from the H^0 -component of ϕ , which are proportional to $\sin \theta$, and thus suppressed if $\sin \theta \sim 0$. On the other side, the couplings may get radiative corrections from the S_i -mediated loops, which might be sizable for a large κf and moderately light colored scalars. So for the sake of completeness, we calculate the both contributions. In more detail, we first parameterize the effective ϕVV^* interaction as

$$\mathcal{A}_{\phi VV^*} = g_V m_V (A_V g^{\mu\nu} + B_V p_2^\mu p_1^\nu) \epsilon_\mu(p_1) \epsilon_\nu^*(p_2), \quad (17)$$

and express the decay width of $\phi \rightarrow VV^*$ by[17]

$$\begin{aligned} \Gamma_{\phi \rightarrow VV^*} = \delta_V \frac{G_F M_\phi^3}{16\pi\sqrt{2}} \frac{4m_V^4}{m_\phi^4} \sqrt{\lambda(m_V^2, m_V^2; m_\phi^2)} \times \\ \left[A_V A_V^* \times \left(2 + \frac{(p_1 \cdot p_2)^2}{m_V^4} \right) + (A_V B_V^* + A_V^* B_V) \times \left(\frac{(p_1 \cdot p_2)^3}{m_V^4} - p_1 \cdot p_2 \right) \right. \\ \left. + B_V B_V^* \times \left(m_V^4 + \frac{(p_1 \cdot p_2)^4}{m_V^4} - 2(p_1 \cdot p_2)^2 \right) \right], \quad (18) \end{aligned}$$

where $\delta_V = 2(1)$ for $V = W(Z)$ respectively and $\lambda(x, y, z) = ((z - x - y)^2 - 4xy)/z^2$. Then we compute the coefficients A_V and B_V up to one loop level, which are given by

$$\begin{aligned} A_V &= -\sin \theta + \frac{1}{2\pi^2 v} (C_{1V} Y_+ + Y_R + Y_I) (B_0 - 4C_{24}), \\ B_V &= -\frac{1}{2\pi^2 v} (C_{1V} Y_+ + Y_R + Y_I) (4C_{12} + 4C_{23}). \end{aligned}$$

In above expressions, $C_{1V} = 1, \cos^2 2\theta_W$ for $V = W, Z$ respectively, the couplings Y_i are defined in Eq.(12), and B_0, C_{24}, C_{12} , and C_{23} are all loop functions defined in [18] with their dependence on external vector boson momenta and internal particle masses given by $B(-p_1 - p_2, m_S, m_S)$ and $C(-p_1, -p_2, m_S, m_S, m_S)$.

- The width of $\phi \rightarrow t\bar{t}$ is given by

$$\Gamma_{\phi \rightarrow t\bar{t}} = \sin^2 \theta \frac{3G_\mu}{4\sqrt{2}\pi} m_\phi m_t^2 \left(1 - \frac{4m_t^2}{m_\phi^2} \right)^{\frac{3}{2}}. \quad (19)$$

Note that since we have neglected the Yukawa couplings of the S_i with quarks, the $\phi\bar{t}t$ interaction is solely determined by the H^0 -component of ϕ . As a result, $\Gamma_{\phi\rightarrow t\bar{t}}$ as the largest one among all $\phi\rightarrow f\bar{f}$ decays is proportional to $\sin^2\theta$.

- The width of $\phi\rightarrow hh$ is given by

$$\Gamma_{\phi\rightarrow hh} = \frac{|C_{\phi hh}|^2}{4\pi m_\phi^2} \left(\frac{m_\phi^2}{4} - m_h^2 \right)^{\frac{1}{2}}, \quad (20)$$

where

$$\begin{aligned} C_{\phi hh} &= -3\lambda_H v \sin\theta \cos^2\theta + 12\lambda_\Phi f \sin^2\theta \cos\theta \\ &\quad + \lambda_{H\Phi}(-v \sin^3\theta + f \cos^3\theta - 2f \sin^2\theta \cos\theta + 2v \sin\theta \cos^2\theta) \\ &\simeq -\frac{m_\phi^2}{v} \sin\theta. \end{aligned} \quad (21)$$

Note that in getting the final expression of $C_{\phi hh}$, we only keep the terms proportional to $\sin\theta$, and drop higher order contributions in the expansion of $\sin\theta$.

The total width of ϕ is then given by

$$\Gamma_{tot} = \Gamma_{\phi\rightarrow gg} + \Gamma_{\phi\rightarrow\gamma\gamma} + \Gamma_{\phi\rightarrow Z\gamma} + \Gamma_{\phi\rightarrow ZZ} + \Gamma_{\phi\rightarrow WW^*} + \Gamma_{\phi\rightarrow f\bar{f}} + \Gamma_{\phi\rightarrow hh} + \Gamma_{new}, \quad (22)$$

where Γ_{new} represents the width for other decay modes of ϕ . These modes may arise if the theory is embedded in a more complex theoretical framework.

With these formula, the ϕ -induced diphoton rate can be written as

$$\sigma_{\gamma\gamma}^{13TeV} = \frac{\Gamma_{\phi\rightarrow gg}}{\Gamma_{H\rightarrow gg}^{SM}}|_{m_H\simeq 750\text{GeV}} \times \sigma_{\sqrt{s}=13\text{TeV}}^{SM}(H) \times \frac{\Gamma_{\phi\rightarrow\gamma\gamma}}{\Gamma_{tot}}, \quad (23)$$

where $\Gamma_{H\rightarrow gg}^{SM}$ denotes the decay width of the SM Higgs H into gg with $m_H = 750\text{GeV}$, and $\sigma_{\sqrt{s}=13\text{TeV}}^{SM}(H) = 735\text{fb}$ is the NNLO production rate of H at the 13 TeV LHC [6]. This expression indicates that if $\Gamma_{tot} \simeq \Gamma_{\phi\rightarrow gg}$, we have $\sigma_{\gamma\gamma}^{13TeV} \propto (\kappa f)^2$; and in comparison if Γ_{tot} is fixed at a certain value, $\sigma_{\gamma\gamma}^{13TeV} \propto (\kappa f)^4$.

IV. EXPERIMENTAL CONSTRAINTS

Beside the diphoton signal, our model also predicts some other signals like jj , VV^* , hh and $t\bar{t}$. Given the corresponding searches done by the ATLAS and CMS collaborations with about 20fb^{-1} data at the LHC Run I, one can naturally ask if these signals can be used to limit our explanation. In the following, we briefly describe these searches.

- Resonant dijet signal.

The dijet events at the 8 TeV LHC were studied in [19] and [20] by ATLAS and CMS respectively. ATLAS provided an observed 95% C.L. upper limit of 11 pb and 15 pb on the rate for a $m = 750$ GeV Breit-Wigner resonance with $\Gamma/m = 0.5\%$ and 5% respectively (see Fig.9 in [19]), given that the resonance is initiated by gluon fusion. By contrast, CMS imposed a much lower upper limit, which is about 1.8 pb at 95% C.L. for a 750GeV narrow resonance decaying into the gg final state (see Fig.3 in [20]).

- Resonant hh signal.

CMS searched for the resonant SM-like Higgs pair production by the four bottom quark signal, and it found that $\sigma(pp \rightarrow X \rightarrow hh \rightarrow b\bar{b}b\bar{b}) \leq 17$ fb for a spin-0 resonance with $m_X = 750$ GeV (see Fig.5 in [21]). More comprehensive analyses for the resonant production were done by ATLAS, focusing on the $bb\tau\tau$ and $\gamma\gamma WW^*$ final states [22], the $\gamma\gamma b\bar{b}$ final state [23] and also the $b\bar{b}b\bar{b}$ final state [24]. Especially, the results of the $b\bar{b}b\bar{b}$ and $bb\tau\tau$ analyses were combined for $m_X > 500$ GeV, and a 95% upper limit of 35 fb on $\sigma(gg \rightarrow X \rightarrow hh)$ was obtained for $m_X = 750$ GeV (see Fig.6 in [22]).

- Resonant VV^* signal.

Based on up to 5.1 fb^{-1} data at the 7 TeV LHC and up to 19.7 fb^{-1} data at the 8 TeV LHC, CMS combined results from the search for a heavy Higgs boson H by $l\nu l\nu$ and $l\nu qq$ final states from $H \rightarrow WW^*$ decay channel, and also from the search by $ll\nu\nu$, $llll$, $ll\tau\tau$ and $llqq$ final states from $H \rightarrow ZZ$ decay [25]. In either case, it obtained a 95% C.L. upper limit of about 83 fb for the cross section $\sigma(pp \rightarrow H \rightarrow VV^*)$ at the 8 TeV LHC with $m_H = 750$ GeV (see Fig.7 in [25]). In parallel, ATLAS performed similar studies, and it obtained following 95% C.L. upper limits for $m_H = 750$ GeV: $\sigma(gg \rightarrow H \rightarrow WW^*) \leq 54$ fb, 37 fb in the complex-pole scheme (where the width increases with m_H) and the narrow-width approximation respectively (see Fig.12 and Fig.13 in [26]), and $\sigma(gg \rightarrow H \rightarrow ZZ) \leq 12$ fb (see Fig.12 in [27]).

- Resonant $Z\gamma$ signal.

ATLAS searched for the process $pp \rightarrow \phi \rightarrow Z\gamma \rightarrow \bar{l}l\gamma$ [28] with l denoting either e or μ , and at the resonance $m_\phi = 750$ GeV, it obtained an upper bound on the production rate at 0.24 fb when ϕ is a pseudo-Goldstone boson and at 0.31 fb when ϕ is a technimesons (see Fig.3 in [28]).

TABLE I. The tightest limits on various 750GeV resonant signals at the 8 TeV LHC set by either ATLAS or CMS collaboration.

Decay mode:	jj	hh	WW^*	ZZ	$Z\gamma$	$t\bar{t}$
95% C.L. limit:	1800 fb	35 fb	37 fb	12 fb	3.6 fb	450 fb

- Resonant $t\bar{t}$ signal.

CMS performed a search for the production of a heavy resonance decaying into $t\bar{t}$ [29], and it set 95% C.L. upper limits on $\sigma(pp \rightarrow X \rightarrow t\bar{t})$ for the resonance at 750GeV, which were 450 fb and 550 fb for X corresponding to a vector boson Z' in the narrow width case and the wide width case ($\Gamma/m = 10\%$) respectively, and 700 fb for X corresponding to a KK gluon in the Randall-Sundrum model (see Fig.14 in [29]). ATLAS used lepton-plus-jets events to search for the $t\bar{t}$ resonances, and it excluded the narrow spin-0 scalar resonance at 750GeV with the production cross section greater than 700 fb (see Fig.11 in [30]).

From above discussion, one can get the tightest limits on various channels at the 750GeV resonance, which are summarized in Table I. In the following, we will use these limits to select the parameter space of the model. As for the diphoton signal at the 8 TeV LHC, we note that only mild upward fluctuations at the mass window around 750 GeV were seen by ATLAS [31] and CMS [32], and they are actually consistent with the observed resonance at the 13 TeV LHC after considering the large statistical fluctuation. So to treat the diphoton signal in an unprejudiced way, we combine the diphoton data at both the 8 TeV and the 13 TeV LHC together to fit our model. In practice, we adopt the method in [3] to do such a work. The data we take are ³

$$\mu_i^{exp} = \sigma(pp \rightarrow \gamma\gamma) = \begin{cases} 0.63 \pm 0.25 \text{ fb} & \text{CMS at } \sqrt{s} = 8 \text{ TeV,} \\ 0.46 \pm 0.85 \text{ fb} & \text{ATLAS at } \sqrt{s} = 8 \text{ TeV,} \\ 5.6 \pm 2.4 \text{ fb} & \text{CMS at } \sqrt{s} = 13 \text{ TeV,} \\ 6.2_{-2.0}^{+2.4} \text{ fb} & \text{ATLAS at } \sqrt{s} = 13 \text{ TeV,} \end{cases} \quad (24)$$

and the χ^2 function we use is given by [33]

$$\chi^2 = \sum_{i=1}^4 \chi_i^2, \quad (25)$$

³ Note that in [3], the experimental data were extracted from the 95% C.L. expected and observed exclusion limits of the diphoton rate published by ATLAS and CMS. For the 13 TeV ATLAS data, the authors assumed that they obey Poissonian distribution to account for the large difference between the observed limit and the expected one, while for the rest data, the authors assumed that they are Gaussian distributed. When we reproduced the Fig.1 of [3], we noted that the authors might have used 0.63 ± 0.35 fb, instead of 0.63 ± 0.25 fb presented in the text of [3], as the CMS 8 TeV data in performing the fit. Anyhow, we checked that the two choices of the CMS data do not result in significant difference about the main conclusions of this work.

where

$$\chi_i^2 = \begin{cases} 2[\mu_i^{exp} - \mu_i + \mu_i \ln \frac{\mu_i}{\mu_i^{exp}}] & \text{for the 13 TeV ATLAS data,} \\ \frac{(\mu_i^{exp} - \mu_i)^2}{\sigma_{\mu_i^{exp}}^2} & \text{for the other three sets of data,} \end{cases} \quad (26)$$

and μ_i is the theoretical prediction of the diphoton rate.

Beside the constraints from the different signals of ϕ , the masses of the colored scalars are also constrained by the direct search for new particles at the LHC. So far the most pertinent analysis for the S_i pair production is to look for paired dijet resonances, which was performed by CMS at the 8 TeV LHC [34]. This analysis concentrated on the process $gg \rightarrow CC \rightarrow (jj)(jj)$ with C denoting a color-octet vector boson called coloron [35], and it set the upper bounds on the cross section of the paired dijet events as a function of the coloron mass, which were presented in Fig.7 of [34]. In order to apply this analysis to our work, we first assume that the processes $gg \rightarrow S_R S_R, S_I S_I \rightarrow 4j$ have same cut efficiencies as those of the coloron pair production process in the analysis, then we calculate the S_i production rates at tree level to compare with the Fig.7 in [34]. We conclude that $m_S \gtrsim 450\text{GeV}$ can not be excluded. We also note that the colored scalars may form bound states O_+^0, O_R^0 and O_I^0 , which were collectively called octetonia in [36]. The masses of these bound states are around $2m_S$ and they can be produced directly at the LHC to generate various signals such as $gg \rightarrow O_i^0 \rightarrow gg, WW^*, ZZ, \gamma\gamma, Z\gamma$ [36]. In order to determine the mass bound imposed by the octetonia production, we calculate the rates of the signals at the 8 TeV LHC by the formula presented in the appendix of [36], and compare them with the corresponding LHC bounds introduced in this section. We find that due to their relatively low production rates, the octetonias as light as 750GeV are still experimentally allowed. So in summary, it is fair to say that the colored scalars heavier than about 500 GeV are still compatible with the LHC data.

V. NUMERICAL RESULTS AND DISCUSSIONS

In order to answer whether the extended Manohar-Wise model can explain the diphoton data collected at the LHC after considering the constraints described in Sec.IV, we fix $f = 1\text{TeV}$ and $m_S = 600\text{GeV}$ ($m_S = 1\text{TeV}$ as an alternative choice), and scan the following parameter space of the model

$$0 < \kappa \leq 10, \quad |\sin\theta| \leq 0.05. \quad (27)$$

For each parameter point encountered in the scan, we first check whether it survives the constraints listed in Table I, then for the surviving point we perform a fit to the diphoton data.

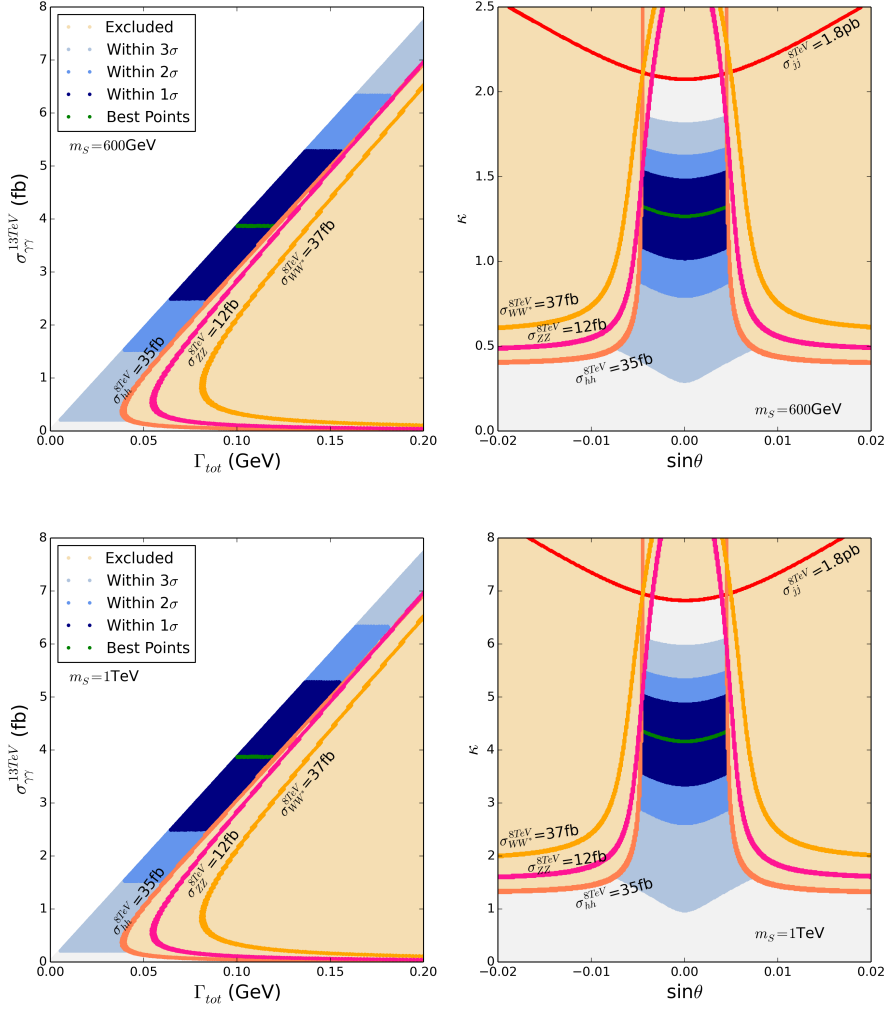


FIG. 2. The fit results of the singlet extended Manohar-Wise model to the diphoton data together with the LHC Run I constraints listed in Table I, which are projected on $\sigma_{\gamma\gamma}^{13TeV} - \Gamma_{tot}$ and $\kappa - \sin\theta$ planes for $m_S = 600\text{GeV}$ (upper panels) and $m_S = 1\text{TeV}$ (lower panels) respectively. The regions filled by the colors from gray to deep blue represent the parameter space that can fit the diphoton data within 3σ , 2σ and 1σ levels respectively, and by contrast the regions covered by straw color are excluded by the constraints. The boundary lines from some signal channels at the LHC Run I are also plotted, and the green lines represent the parameter points which can predict the central value of the diphoton excess.

Our results are showed in Fig.2 on the $\sigma_{\gamma\gamma}^{13TeV} - \Gamma_{tot}$ planes (left panels) and $\kappa - \sin\theta$ planes (right panels) with the upper panels being for the $m_S = 600\text{GeV}$ case and the lower panels for the $m_S = 1\text{ TeV}$ case. The regions filled by the colors from gray to deep blue represent the parameter space that survives the constraints and meanwhile is able to explain the diphoton data at 3σ , 2σ and 1σ levels respectively. In comparison, the regions covered by straw color are excluded by

TABLE II. The detailed information for two of the best points in our fits.

χ^2	m_S	$\sin\theta$	κ	$\frac{\Gamma_{\phi \rightarrow gg}}{\Gamma_{SM}^{H \rightarrow gg}}$	$\text{BR}_{\phi \rightarrow \gamma\gamma}$	$\text{BR}_{\phi \rightarrow gg}$	$\text{BR}_{\phi \rightarrow ZZ}$	$\text{BR}_{\phi \rightarrow WW}$	$\text{BR}_{\phi \rightarrow hh}$
2.32	600 GeV	-0.0023	1.30	4.46	0.12%	96.09%	0.62%	1.57%	1.35%
2.32	1 TeV	0.004	4.31	4.66	0.11%	91.86%	1.14%	2.62%	3.75%

the constraints presented in Table I. The boundary lines for some constraints in Table I are also plotted with the right or upper side of the curves being excluded for the left panels, and the upper or outboard side of the curves being excluded for the right panels. The green lines represent the parameter points which can predict the central value of the diphoton excess (about 3.9 fb in our fit). For these points, they predict $\chi_{min}^2 = 2.32$, which corresponds to a p -value of 0.68.

From Fig.2, one can learn following facts

- The singlet extension of the Manohar-Wise model can interpret the 750 GeV diphoton excess at 1σ level without conflicting with any constraints from the LHC Run I, and the corresponding parameter space is characterized by $|\sin\theta| < 0.01$ and $\kappa f > 1\text{TeV}$. In Table II, we list the detailed information for two of the best points in our fits with one corresponding to the $m_S = 600$ GeV case and the other corresponding to the $m_S = 1$ TeV case.
- For the degenerated colored scalars, the choice of their masses does not influence the fit quality. This is obvious by comparing the left upper panel with the left lower panel. In fact, if a moderately higher value of m_S is adopted, one can always choose a larger κf to keep $\Gamma_{\phi \rightarrow gg}$ and $\Gamma_{\phi \rightarrow \gamma\gamma}$ roughly unchanged (see the formulae in Section III). This feature has been reflected in Table II for the two best points.
- Since $\sin\theta$ is small in order to satisfy the constraints in Table I, $\phi \rightarrow gg$ is always the dominant decay mode, and consequently the total width of ϕ is less than about 0.2 GeV. We point out that, if the theory is embedded in a more complex framework, in principle ϕ may decay dominantly into other particles such as the dark matter candidate and/or multi-jets so that its width can be enhanced greatly. Considering $\sigma_{\gamma\gamma}^{13\text{TeV}} \propto (\kappa f)^4 / \Gamma_{tot}$, one can infer that if Γ_{tot} is enlarged by a factor of 100, κf has to be enhanced by roughly 3.2 times to keep $\sigma_{\gamma\gamma}^{13\text{TeV}}$ unchanged. This situation is acceptable if the colored scalars are moderately light (so that κf can be relatively small). So our explanation for the excess is still viable even for a significantly wider width of ϕ .
- The signal channels listed in Table I, especially the hh and ZZ channels, have tightly limited

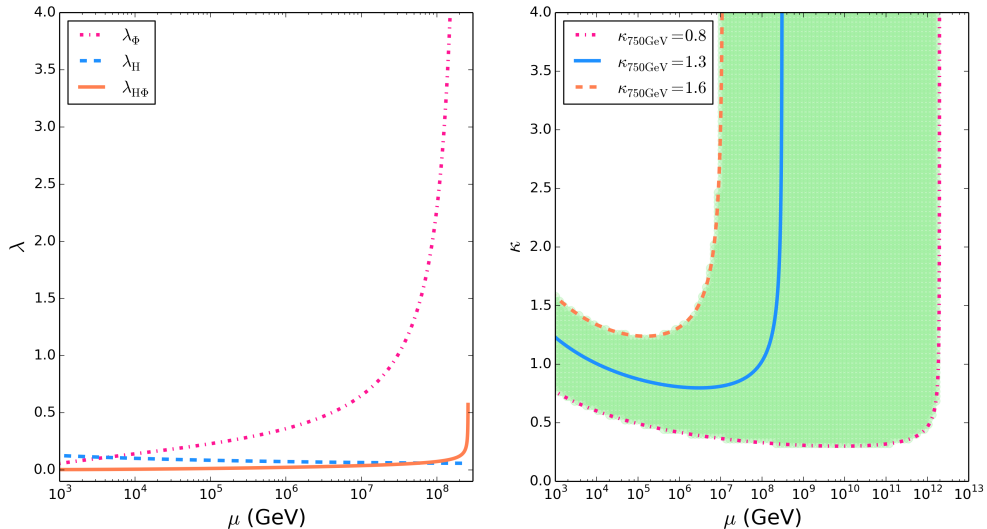


FIG. 3. Left panel: the dependence of the coefficients λ_Φ , λ_H and $\lambda_{H\Phi}$ on the renormalization group equation scale μ for the first benchmark point in Table II. Right panel: the evolutions of the coefficient κ with the energy scale. In getting these panels, we have set $\sin\theta = -0.0023$, $m_S = 600\text{GeV}$ and $f = 1\text{TeV}$, then $\kappa_{750\text{GeV}} = 1.3$ corresponds to the benchmark point, and $\kappa_{750\text{GeV}} = 0.8, 1.6$ are the boundary values of κ to explain the diphoton excess at 2σ level.

the parameter space of the model to explain the diphoton excess. For example, the resonant hh signal requires $\sin\theta \lesssim 0.01$, and the dijet signal imposes an upper bound on κf .

VI. OTHER ASPECTS OF OUR EXPLANATION

From the discussions in above section, one can learn that our explanation of the diphoton excess is featured by a moderately large κ for a fixed f . In this case, the evolutions of κ , λ_Φ and $\lambda_{H\Phi}$ with the energy scale by the renormalization group equation (RGE) can change greatly their values at the scale $m_\phi = 750\text{GeV}$, which is obvious from the β functions of the coupling coefficients listed in the appendix. As a result, the vacuum may become unstable, and/or the theory may become non-perturbative when the energy scale surpasses a critical value. In the following, we address these issues.

For large field values $H^0, \Phi \gg v, f$, the potential of the color-singlet scalars is very well approximated by its RG -improved tree-level expression [37],

$$V_{eff}^{tree} \simeq \lambda_\Phi(\mu)\Phi^4 + \frac{\lambda_H(\mu)}{4}(H^0)^4 + \frac{\lambda_{H\Phi}}{2}\Phi^2(H^0)^2, \quad (28)$$

where μ is the scale of the RGE, and it satisfies $\mu \gg m_\phi, f$ in our interested case. Then the

condition of the absolute stability of the potential is given by

$$4\lambda_H(\mu)\lambda_\Phi(\mu) - \lambda_{H\Phi}^2(\mu) > 0. \quad (29)$$

In order to check whether this condition is satisfied, we show in the left panel of Fig.3 the dependence of λ_Φ , λ_H and $\lambda_{H\Phi}$ on the energy scale for the first benchmark point in Table II. This panel indicates that, due to the push up of the κ^2 term in the β_{λ_Φ} function, λ_Φ increases rapidly with μ , and consequently the stability condition is always satisfied. But on the other hand, we note from the panel that λ_Φ will reach its Landau pole at $\mu \simeq 2 \times 10^8 \text{ GeV}$. Considering that the β_κ function also contains the κ^2 term, we imagine that κ should also have such a behavior. The evolution of κ with the RGE scale is presented in the right panel of Fig.3 for different choices of κ . Here $\kappa_{750 \text{ GeV}} = 1.3$ corresponds to the first benchmark point in Table II, and $\kappa_{750 \text{ GeV}} = 0.8, 1.6$ are the boundary values of κ to explain the diphoton excess at 2σ level if $\sin\theta$, m_S and f take the same values as the benchmark point. This panel indicates that, for the parameter region considered to explain the excess, our theory keeps perturbative until the scale at about 10^7 GeV . Given that this scale is much higher than the electroweak scale, we think that our explanation of the excess is acceptable.

Before we end the discussion, we emphasize that the diphoton excess actually imposes constraints on the product κf . So if one chooses a larger value of f , a lower value of κ is still capable in explaining the excess. This will postpone the appearance of the Landau poles. For example, if $f = 1 \text{ TeV}$ for the first point in Table II is switched to $f = 2 \text{ TeV}$ so that the κ is decreased by one half, we checked that the Landau pole will appear at about $2 \times 10^9 \text{ GeV}$, which is about one order higher than the $f = 1 \text{ TeV}$ case.

VII. CONCLUSION

The evidence of a new scalar particle X from the 750 GeV diphoton excess, and the absence of any other signal of new physics at the LHC so far suggest the existence of new colored scalars, which may be moderately light and thus can induce sizable Xgg and $X\gamma\gamma$ couplings without resorting to very strong interactions. Motivated by this speculation, we extended the Manohar-Wise model by adding one gauge singlet scalar field. The resulting theory then predicts one singlet dominated scalar ϕ as well as three kinds of colored scalars, which can mediate through loops the ϕgg and $\phi\gamma\gamma$ interactions. Within this theoretical framework, we investigated whether the diphoton excess can be explained by the process $gg \rightarrow \phi \rightarrow \gamma\gamma$. For this purpose, we scanned the parameter space of

the model by considering the constraints from various LHC Run I signals, and for each surviving sample, we performed a fit to the 750 GeV diphoton data collected at both the 8 TeV and the 14 TeV LHC. It turns out that in reasonable parameter regions of the model, the diphoton excess can be explained at 1σ level without conflicting with any experimental constraints. The best points in the fit can predict the central value of the excess with $\chi_{min}^2 = 2.32$, which corresponds to a p -value of 0.68.

Appendix A: β functions for various coupling coefficients

In this appendix, we investigate the β functions of different coupling coefficients in the singlet extended Manohar-Wise model. Compared with the original version of the model, the extended theory introduces new operators such as Φ^4 , $\Phi^2|H|^2$ and $\Phi^2 Tr(S^{\dagger j} S_j)$. As a result, some β functions for λ_i get additional contributions, and meanwhile new β functions corresponding to the operators appear. In this work, we get the expressions of these functions by the technique in [38], and verify them by comparing parts of our results with their corresponding ones in [39] where the β functions for λ_i were obtained in the Manohar-Wise model and also with those in [13] where all β functions in the singlet extension of the SM were given. In the following, we only list the β functions that are affected by κ , $\lambda_{H\Phi}$ and λ_Φ , which are given by

$$(16\pi^2)\beta_\kappa = 4\kappa^2 + 24\kappa\lambda_\Phi + 17\kappa\lambda_8 + 4\lambda_1\lambda_{H\Phi} + 2\lambda_2\lambda_{H\Phi} - (18g_3^2 + \frac{9}{2}g_2^2 + \frac{9}{10}g_1^2)\kappa, \quad (\text{A1})$$

$$(16\pi^2)\beta_{\lambda_H} = 24\lambda_H^2 + 2\lambda_{H\Phi}^2 + 4\lambda_1^2 + 2\lambda_2^2 + 4\lambda_1\lambda_2 + 4|\lambda_3|^2 - (9g_2^2 + \frac{9}{5}g_1^2)\lambda_H + 12y_t^2\lambda_H - 6y_t^4 + \frac{1}{2}(\frac{27}{100}g_1^4 + \frac{9}{10}g_1^2g_2^2 + \frac{9}{4}g_2^4), \quad (\text{A2})$$

$$(16\pi^2)\beta_{\lambda_\Phi} = 72\lambda_\Phi^2 + 2\lambda_{H\Phi}^2 + 4\kappa^2, \quad (\text{A3})$$

$$(16\pi^2)\beta_{\lambda_{H\Phi}} = 8\lambda_{H\Phi}^2 + 12\lambda_{H\Phi}\lambda_H + 24\lambda_{H\Phi}\lambda_\Phi + 8\kappa\lambda_1 + 4\kappa\lambda_2 - (\frac{9}{2}g_2^2 + \frac{9}{10}g_1^2)\lambda_{H\Phi} + 6y_t^2\lambda_{H\Phi}, \quad (\text{A4})$$

$$(16\pi^2)\beta_{\lambda_1} = 2\lambda_1^2 + 17\lambda_1\lambda_8 + 12\lambda_1\lambda_H + 4\lambda_2\lambda_H + 4\kappa\lambda_{H\Phi} - (18g_3^2 + 9g_2^2 + \frac{9}{5}g_1^2)\lambda_1 + 6y_t^2\lambda_1 + 6(\frac{27}{100}g_1^4 + \frac{9}{10}g_1^2g_2^2 + \frac{9}{4}g_2^4) + \beta'_{\lambda_1}, \quad (\text{A5})$$

$$(16\pi^2)\beta_{\lambda_8} = 20\lambda_8^2 + 2\lambda_1^2 + 2\kappa^2 - (36g_3^2 + 9g_2^2 + \frac{9}{5}g_1^2)\lambda_8 + 2(\frac{27}{100}g_1^4 + \frac{9}{10}g_1^2g_2^2 + \frac{9}{4}g_2^4) + \beta'_{\lambda_8}, \quad (\text{A6})$$

where

$$(16\pi^2)\beta_{g_i} = b_i g_i^3, \quad i = 1, 2, 3, \quad (\text{A7})$$

$$(16\pi^2)\beta_{y_t} = y_t(\frac{9}{2}y_t^2 - \frac{17}{20}g_1^2 - \frac{9}{4}g_2^2 - 8g_3^2), \quad (\text{A8})$$

with $(b_1, b_2, b_3) = (41/10, -19/6, -7)$ in the SM, and $(49/10, -11/6, -5)$ after considering the effect of the colored scalars, and β'_{λ_1} and β'_{λ_8} denote the effects from the couplings λ_{2-7} and λ_{9-11} with their lengthy expressions presented in [39]. Note that in getting these expressions, we have used the standard normalization $g_1^2 = \frac{5}{3}g_Y^2$. Also note that these β functions are valid only at the energy scale where the colored scalars are active.

Finally, we reminder that the expressions of the β functions not listed here, which are for λ_{2-7} and λ_{9-11} , were given in the appendix of [39]. These functions are not important for our calculation since they are unaffected directly by the large coefficient κ , and meanwhile the initial values of λ_{1-11} at the scale $m_\phi = 750\text{GeV}$ are set to be very small. In fact, we checked that the effects of λ_{2-7} and λ_{9-11} on the running of κ , λ_Φ , $\lambda_{H\Phi}$, λ_H , λ_1 and λ_8 are negligibly small.

Acknowledgements We would like to thank Fei Wang, Peihua Wan and Guanghua Duan for helpful discussions and comments. This work was supported by the National Natural Science Foundation of China (NNSFC) under grant No. 10821504, 11222548, 11121064, 11135003, 90103013 and 11275245, the CAS Center for Excellence in Particle Physics (CCEPP) and World Premier International Research Center Initiative (WPI Initiative), MEXT, Japan.

-
- [1] The ATLAS collaboration, ATLAS-CONF-2015-081.
 - [2] CMS Collaboration, CMS-PAS-EXO-15-004.
 - [3] D. Buttazzo, A. Greljo and D. Marzocca, arXiv:1512.04929 [hep-ph].
 - [4] M. R. Buckley, arXiv:1601.04751 [hep-ph].
 - [5] L. Randall and R. Sundrum, Phys. Rev. Lett. **83**, 3370 (1999) doi:10.1103/PhysRevLett.83.3370 [hep-ph/9905221].
 - [6] <https://twiki.cern.ch/twiki/bin/view/LHCPhysics/CERNYellowReportPageAt1314TeV>
 - [7] K. Harigaya and Y. Nomura, arXiv:1512.04850 [hep-ph]; Y. Mambrini, G. Arcadi and A. Djouadi, arXiv:1512.04913 [hep-ph]; M. Backovic, A. Mariotti and D. Redigolo, arXiv:1512.04917 [hep-ph]; A. Angelescu, A. Djouadi and G. Moreau, arXiv:1512.04921 [hep-ph]; Y. Nakai, R. Sato and K. Tobioka, arXiv:1512.04924 [hep-ph]; S. Knapen, T. Melia, M. Papucci and K. Zurek, arXiv:1512.04928 [hep-ph]. A. Pilaftsis, arXiv:1512.04931 [hep-ph]; R. Franceschini *et al.*, arXiv:1512.04933 [hep-ph]; S. Di Chiara, L. Marzola and M. Raidal, arXiv:1512.04939 [hep-ph]; T. Higaki, K. S. Jeong, N. Kitajima and F. Takahashi, arXiv:1512.05295 [hep-ph]; S. D. McDermott, P. Meade and H. Ramani, arXiv:1512.05326 [hep-ph]; J. Ellis, S. A. R. Ellis, J. Quevillon, V. Sanz and T. You, arXiv:1512.05327 [hep-ph]; M. Low, A. Tesi and L. T. Wang, arXiv:1512.05328 [hep-ph]; B. Bellazzini, R. Frances-

- chini, F. Sala and J. Serra, arXiv:1512.05330 [hep-ph]; R. S. Gupta, S. Jger, Y. Kats, G. Perez and E. Stamou, arXiv:1512.05332 [hep-ph]; C. Petersson and R. Torre, arXiv:1512.05333 [hep-ph]; E. Molinaro, F. Sannino and N. Vignaroli, arXiv:1512.05334 [hep-ph]; B. Dutta, Y. Gao, T. Ghosh, I. Gogoladze and T. Li, arXiv:1512.05439 [hep-ph]; Q. H. Cao, Y. Liu, K. P. Xie, B. Yan and D. M. Zhang, arXiv:1512.05542 [hep-ph]; S. Matsuzaki and K. Yamawaki, arXiv:1512.05564 [hep-ph]; A. Kobakhidze, F. Wang, L. Wu, J. M. Yang and M. Zhang, arXiv:1512.05585 [hep-ph]; C. P. D. Harman and S. J. Huber, arXiv:1512.05611 [hep-ph]; R. Martinez, F. Ochoa and C. F. Sierra, arXiv:1512.05617 [hep-ph]; P. Cox, A. D. Medina, T. S. Ray and A. Spray, arXiv:1512.05618 [hep-ph]; D. Becirevic, E. Bertuzzo, O. Sumensari and R. Z. Funchal, arXiv:1512.05623 [hep-ph]; P. Fayet, arXiv:1512.05628 [hep-ph]; J. M. No, V. Sanz and J. Setford, arXiv:1512.05700 [hep-ph]; S. V. Demidov and D. S. Gorbunov, arXiv:1512.05723 [hep-ph]; W. Chao, R. Huo and J. H. Yu, arXiv:1512.05738 [hep-ph]; S. Fichet, G. von Gersdorff and C. Royon, arXiv:1512.05751 [hep-ph]; D. Curtin and C. B. Verhaaren, arXiv:1512.05753 [hep-ph]; L. Bian, N. Chen, D. Liu and J. Shu, arXiv:1512.05759 [hep-ph]; J. Chakraborty, A. Choudhury, P. Ghosh, S. Mondal and T. Srivastava, arXiv:1512.05767 [hep-ph]; A. Ahmed, B. M. Dillon, B. Grzadkowski, J. F. Gunion and Y. Jiang, arXiv:1512.05771 [hep-ph]; P. Agrawal, J. Fan, B. Heidenreich, M. Reece and M. Strassler, arXiv:1512.05775 [hep-ph]; C. Csaki, J. Hubisz and J. Terning, arXiv:1512.05776 [hep-ph]; A. Falkowski, O. Slone and T. Volansky, arXiv:1512.05777 [hep-ph]; D. Aloni, K. Blum, A. Dery, A. Efrati and Y. Nir, arXiv:1512.05778 [hep-ph]; Y. Bai, J. Berger and R. Lu, arXiv:1512.05779 [hep-ph]; E. Gabrielli, K. Kannike, B. Mele, M. Raidal, C. Spethmann and H. Veerm, arXiv:1512.05961 [hep-ph]; R. Benbrik, Chuan-Hung Chen, Takaaki Nomura, arXiv:1512.06028 [hep-ph]; J. S. Kim, J. Reuter, K. Rolbiecki and R. R. de Austri, arXiv:1512.06083 [hep-ph]; A. Alves, A. G. Dias and K. Sinha, arXiv:1512.06091 [hep-ph]; Eugenio Megias, Oriol Pujolas, Mariano Quiros, arXiv:1512.06106 [hep-ph]; L. M. Carpenter, R. Colburn and J. Goodman, arXiv:1512.06107 [hep-ph]; J. Bernon and C. Smith, arXiv:1512.06113 [hep-ph]; C. Han, H. M. Lee, M. Park and V. Sanz, arXiv:1512.06376 [hep-ph]. H. Han, S. Wang and S. Zheng, arXiv:1512.06562 [hep-ph]. X. F. Han and L. Wang, arXiv:1512.06587 [hep-ph]; M. x. Luo, K. Wang, T. Xu, L. Zhang and G. Zhu, arXiv:1512.06670 [hep-ph]. T. F. Feng, X. Q. Li, H. B. Zhang and S. M. Zhao, arXiv:1512.06696 [hep-ph]. F. Wang, L. Wu, J. M. Yang and M. Zhang, arXiv:1512.06715 [hep-ph]. F. P. Huang, C. S. Li, Z. L. Liu and Y. Wang, arXiv:1512.06732 [hep-ph]. W. Liao and H. q. Zheng, arXiv:1512.06741 [hep-ph]. M. Dhuria and G. Goswami, arXiv:1512.06782 [hep-ph]. X. J. Bi, Q. F. Xiang, P. F. Yin and Z. H. Yu, arXiv:1512.06787 [hep-ph]. J. M. Cline and Z. Liu, arXiv:1512.06827 [hep-ph]. R. Ding, Z. L. Han, Y. Liao and X. D. Ma, arXiv:1601.02714 [hep-ph].
- [8] J. Zhang and S. Zhou, arXiv:1512.07889 [hep-ph].
- [9] S. Bertolini, L. Di Luzio and M. Malinsky, Phys. Rev. D **87** (2013) 8, 085020 [arXiv:1302.3401 [hep-ph]]; T. Plehn and T. M. P. Tait, J. Phys. G **36** (2009) 075001 [arXiv:0810.3919 [hep-ph]]; S. Y. Choi, M. Drees, J. Kalinowski, J. M. Kim, E. Popenza and P. M. Zerwas, Phys. Lett. B **672** (2009) 246 [arXiv:0812.3586 [hep-ph]].

- [10] A. V. Manohar and M. B. Wise, Phys. Rev. D **74** (2006) 035009 [hep-ph/0606172].
- [11] J. Cao, P. Wan, J. M. Yang and J. Zhu, JHEP **1308**, 009 (2013) doi:10.1007/JHEP08(2013)009 [arXiv:1303.2426 [hep-ph]].
- [12] C. P. Burgess, M. Trott and S. Zuberi, JHEP **0909** (2009) 082 [arXiv:0907.2696 [hep-ph]].
- [13] M. Son and A. Urbano, arXiv:1512.08307 [hep-ph].
- [14] J. M. Arnold and B. Fornal, Phys. Rev. D **85**, 055020 (2012) doi:10.1103/PhysRevD.85.055020 [arXiv:1112.0003 [hep-ph]].
- [15] B. A. Dobrescu and G. Z. Krnjaic, Phys. Rev. D **85**, 075020 (2012) doi:10.1103/PhysRevD.85.075020 [arXiv:1104.2893 [hep-ph]]; X. G. He, G. Valencia and H. Yokoya, JHEP **1112**, 030 (2011) doi:10.1007/JHEP12(2011)030 [arXiv:1110.2588 [hep-ph]].
- [16] A. Djouadi, Phys. Rept. **457** (2008) 1 [hep-ph/0503172]; Phys. Rept. **459** (2008) 1 [hep-ph/0503173].
- [17] J. C. Romao and S. Andringa, Eur. Phys. J. C **7**, 631 (1999) doi:10.1007/s100529801038 [hep-ph/9807536].
- [18] A. Axelrod, Nucl. Phys. B **209**, 349 (1982). doi:10.1016/0550-3213(82)90261-9
- [19] G. Aad *et al.* [ATLAS Collaboration], Phys. Rev. D **91**, no. 5, 052007 (2015) doi:10.1103/PhysRevD.91.052007 [arXiv:1407.1376 [hep-ex]].
- [20] CMS Collaboration [CMS Collaboration], CMS-PAS-EXO-14-005.
- [21] V. Khachatryan *et al.* [CMS Collaboration], Phys. Lett. B **749** (2015) 560 doi:10.1016/j.physletb.2015.08.047 [arXiv:1503.04114 [hep-ex]].
- [22] G. Aad *et al.* [ATLAS Collaboration], Phys. Rev. D **92** (2015) 092004 doi:10.1103/PhysRevD.92.092004 [arXiv:1509.04670 [hep-ex]].
- [23] G. Aad *et al.* [ATLAS Collaboration], Phys. Rev. Lett. **114**, no. 8, 081802 (2015) doi:10.1103/PhysRevLett.114.081802 [arXiv:1406.5053 [hep-ex]].
- [24] G. Aad *et al.* [ATLAS Collaboration], Eur. Phys. J. C **75**, no. 9, 412 (2015) doi:10.1140/epjc/s10052-015-3628-x [arXiv:1506.00285 [hep-ex]].
- [25] V. Khachatryan *et al.* [CMS Collaboration], JHEP **1510**, 144 (2015) doi:10.1007/JHEP10(2015)144 [arXiv:1504.00936 [hep-ex]].
- [26] G. Aad *et al.* [ATLAS Collaboration], arXiv:1509.00389 [hep-ex].
- [27] G. Aad *et al.* [ATLAS Collaboration], arXiv:1507.05930 [hep-ex].
- [28] G. Aad *et al.* [ATLAS Collaboration], Phys. Lett. B **738**, 428 (2014) doi:10.1016/j.physletb.2014.10.002 [arXiv:1407.8150 [hep-ex]].
- [29] V. Khachatryan *et al.* [CMS Collaboration], arXiv:1506.03062 [hep-ex].
- [30] G. Aad *et al.* [ATLAS Collaboration], JHEP **1508**, 148 (2015) doi:10.1007/JHEP08(2015)148 [arXiv:1505.07018 [hep-ex]].
- [31] G. Aad *et al.* [ATLAS Collaboration], Phys. Rev. D **92**, no. 3, 032004 (2015) doi:10.1103/PhysRevD.92.032004 [arXiv:1504.05511 [hep-ex]].
- [32] V. Khachatryan *et al.* [CMS Collaboration], Phys. Lett. B **750**, 494 (2015)

- doi:10.1016/j.physletb.2015.09.062 [arXiv:1506.02301 [hep-ex]].
- [33] K.A. Olive et al. (Particle Data Group), *Chin. Phys. C*, **38**, 090001 (2014).
- [34] V. Khachatryan *et al.* [CMS Collaboration], *Phys. Lett. B* **747**, 98 (2015) doi:10.1016/j.physletb.2015.04.045 [arXiv:1412.7706 [hep-ex]].
- [35] B. A. Dobrescu, K. Kong and R. Mahbubani, *Phys. Lett. B* **670**, 119 (2008) doi:10.1016/j.physletb.2008.10.048 [arXiv:0709.2378 [hep-ph]].
- [36] C. Kim and T. Mehen, *Phys. Rev. D* **79**, 035011 (2009) doi:10.1103/PhysRevD.79.035011 [arXiv:0812.0307 [hep-ph]].
- [37] G. Degrandi, S. Di Vita, J. Elias-Miro, J. R. Espinosa, G. F. Giudice, G. Isidori and A. Strumia, *JHEP* **1208**, 098 (2012) doi:10.1007/JHEP08(2012)098 [arXiv:1205.6497 [hep-ph]].
- [38] T. P. Cheng, E. Eichten and L. F. Li, *Phys. Rev. D* **9**, 2259 (1974), doi:10.1103/PhysRevD.9.2259; G. C. Branco, P. M. Ferreira, L. Lavoura, M. N. Rebelo, M. Sher and J. P. Silva, *Phys. Rept.* **516**, 1 (2012) doi:10.1016/j.physrep.2012.02.002 [arXiv:1106.0034 [hep-ph]].
- [39] X. G. He, H. Phoon, Y. Tang and G. Valencia, *JHEP* **1305**, 026 (2013) doi:10.1007/JHEP05(2013)026 [arXiv:1303.4848 [hep-ph]].