

The Triton Charge Radius to Next-to-next-to-leading order in Pionless Effective Field Theory

Jared Vanasse^{1,2,*}

¹*Department of Physics, Duke University, Durham, NC 27708, USA*

²*Department of Physics and Astronomy Ohio University, Athens OH 45701, USA*

(Dated: June 9, 2017)

Abstract

The triton point charge radius is calculated to next-to-next-to-leading order (NNLO) in pionless effective field theory (EFT(π)), yielding a prediction of 1.14 ± 0.19 fm (leading order), 1.59 ± 0.08 fm (next-to leading order), and 1.62 ± 0.03 fm (NNLO) in agreement with the current experimental extraction of 1.5978 ± 0.040 fm [1]. The error at NNLO is due to cutoff variation ($\sim 1\%$) within a reasonable range of calculated cutoffs and from a EFT(π) error estimate ($\sim 1.5\%$). In addition new techniques are introduced to add perturbative corrections to bound and scattering state calculations for short range effective field theories, but with a focus on their use in EFT(π).

*Electronic address: jjv9@phy.duke.edu; Electronic address: vanasse@ohio.edu

I. INTRODUCTION

If a system is probed at length scales, ℓ , larger than the range of the underlying interaction, r , then its interactions can be expanded in a series of contact interactions known as short-range effective field theory (EFT) [2], and its applicability to any system for which $\ell > r$ is known as universality [3]. Short range EFT has been used in cold atom systems, halo nuclei using halo EFT, and for low-energy few-body nuclear systems using pionless EFT (EFT($\not{\pi}$)). For all of these systems the scattering length, a , is unnaturally large ($a \gg r$).¹ Thus at leading order (LO) the scattering length contribution is treated nonperturbatively, and higher order range corrections ($[r/a]^n$) are added perturbatively [4, 5].

Nucleon-nucleon (NN) interactions are dominated by one pion exchange at large length scales. Thus for length scales $\ell > 1/m_\pi$ (or energies $E < m_\pi^2/M_N$) NN interactions can be expanded in a short-range EFT known as EFT($\not{\pi}$). The series of contact interactions in EFT($\not{\pi}$) can be written down as a Lagrangian of nucleon terms and possible external currents. These terms are ordered by the power counting of EFT($\not{\pi}$) [2, 4, 5] which has the expansion $(1/(M_N Q))(Q/\Lambda_\not{\pi})^n$, where $(Q/\Lambda_\not{\pi}) \sim 1/3$, $\Lambda_\not{\pi} \sim m_\pi$, $Q \sim \gamma_t$, $n \geq 0$, and $\gamma_t \approx 45$ MeV is the deuteron binding momentum.² In addition to making EFT($\not{\pi}$) tractable (one only needs a finite number of terms to a given order) the power counting also allows for an estimation of the error in calculations.

LO EFT($\not{\pi}$) has two low energy constants (LECs) in the two-body sector fit to the 3S_1 and 1S_0 bound and virtual bound state poles respectively, and one three-body LEC fit to a three-body datum. At next-to-leading order (NLO) there are two more LECs in the two-body sector fit to the effective ranges in the 3S_1 and 1S_0 channels. Next-to-next-to-leading order (NNLO) has a two-body LEC parametrizing the mixing between the NN 3S_1 and 3D_1 channels and an energy dependent three-body LEC [21]. Thus to NNLO in EFT($\not{\pi}$) two- and three-body systems are characterized by seven LECs and predict observables to roughly 6% accuracy. However, certain observables, such as the neutron-deuteron (nd) polarization

¹ Note, for nuclear systems the scattering length is fixed, but for cold atom systems the scattering length can be made large by tuning a magnetic field near a Feshbach resonance.

² In the two-body sector the factor of $1/(M_N Q)$ only occurs for two-body resonant S -wave interactions, which are a leading contribution in the three-body sector. However, for higher two-body partial waves the factor of $1/(M_N Q)$ will not occur and $n \geq 1$ in the power counting since these partial waves are not resonant for physical systems in EFT($\not{\pi}$).

observable A_y , are sensitive to higher order interactions and are three orders of magnitude smaller than experiment at NNLO, which is the first order at which A_y is non-zero. The A_y observable is sensitive to two-body P -wave contact interactions that occur at N³LO [6].

EFT($\not{\pi}$) (see e.g. Ref. [7] for a review) has been used with great success in the two-body sector calculating deuteron electromagnetic form factors [8, 9], NN scattering [8, 10, 11], neutron-proton (np) capture [8, 9, 12] to ($<\sim 1\%$) [13], proton-proton fusion [14–16], and neutrino deuteron scattering [17]. Progress has also been made in the three-body sector with calculations of nd scattering [6, 18–23], pd scattering [24–27], nd capture [28, 29], and the energy difference between ^3H and ^3He [25, 30, 31]. Previous three-body calculations of nd scattering in EFT($\not{\pi}$) made use of the partial resummation technique [21]. This method has the advantage of being able to calculate diagrams that contain full off-shell scattering amplitudes without needing to calculate the full off-shell scattering amplitude. However, this method suffers the drawback that it contains an infinite subset of higher order diagrams and although correct up to the order one is working is not strictly perturbative. This work was improved upon in Ref. [23] where a new technique no more numerically complicated than the partial resummation technique but strictly perturbative was introduced. This technique makes higher order strictly perturbative numerical calculations in nd scattering much simpler [6]. However, this method initially suffered the drawback that it could not be used to calculate perturbative corrections to three-body bound-state systems such as the triton. This work corrects that drawback. Using the new perturbative method developed here for bound states I will show that the triton charge radius has excellent agreement with experiment at NNLO in EFT($\not{\pi}$).

Hagen *et al.* [32] calculated the point charge radius of halo nuclei to LO in halo EFT and introduced the concept of a trimer field to calculate vertex functions for bound-state calculations. Building on that work a technique similar to Hagen *et al.* is introduced, but one that can also calculate perturbative corrections to three-body bound states. This technique introduces a triton auxiliary field and thus treats three-body forces in the doublet S -wave channel differently, but analytically equivalent to previous approaches to all orders [23]. In addition it is shown how this technique improves the calculation of the LO three-body force by removing the need for iterative numerical schemes. One can also now calculate the NNLO energy dependent three-body force without the need for a numerical limiting procedure [33]. The new technique also leads to slight numerical simplifications in the calculation of nd

scattering.

Using this new technique for perturbative corrections to bound states the calculation of the triton charge form factor to NNLO and the resulting point charge radius for the triton are considered. The charge form factor of the triton is reproduced well by potential model calculations (PMC) [34] including chiral EFT (χ EFT) [35] potentials which give diffraction minima at the correct values of Q^2 . From experimental data the triton point charge radius has been extracted, most recently with a value of 1.5978 ± 0.040 fm [1]. A NNLO EFT(π) calculation of the triton point charge radius is accurate to roughly 1.5%. However, as I will show cutoff variation gives an additional source of error leading to an overall error estimate of 2%. This cutoff variation is either a signal of slow divergence or convergence. Either a careful asymptotic analysis or a numerical calculation to higher cutoffs will be needed to answer this unambiguously. However, reliable calculations to very large cutoffs ($\Lambda > 10^6$ MeV) are currently unfeasible, due to numerical instabilities.

This paper is organized as follows. In Sec. II properties of the two-body system in EFT(π) necessary for three-body calculations are reviewed. Sec. III introduces new techniques for nd scattering, the connection between the auxiliary triton and non-auxiliary triton field approach for three-body forces, and the calculation of perturbative corrections to the triton vertex function. In Sec. IV it is shown how the triton auxiliary field is used to calculate three-body forces in the doublet S -wave channel. Discussion of the calculation of the triton charge form factor to NNLO is given in Sec. V, results are shown in Sec. VI, and conclusions given in Sec. VII.

II. TWO-BODY SYSTEM

The two-body Lagrangian in EFT(π) is

$$\begin{aligned} \mathcal{L}_2 = & \hat{N}^\dagger \left(i\partial_0 + \frac{\vec{\nabla}^2}{2M_N} \right) \hat{N} + \hat{t}_i^\dagger \left[\Delta_t - c_{0t} \left(i\partial_0 + \frac{\vec{\nabla}^2}{4M_N} + \frac{\gamma_t^2}{M_N} \right) \right] \hat{t}_i \\ & + \hat{s}_a^\dagger \left[\Delta_s - c_{0s} \left(i\partial_0 + \frac{\vec{\nabla}^2}{4M_N} + \frac{\gamma_s^2}{M_N} \right) \right] \hat{s}_a \\ & + y_t \left[\hat{t}_i^\dagger \hat{N}^T P_i \hat{N} + \text{H.c.} \right] + y_s \left[\hat{s}_a^\dagger \hat{N}^T \bar{P}_a \hat{N} + \text{H.c.} \right], \end{aligned} \quad (1)$$

where \hat{t}_i (\hat{s}_a) is the spin-triplet iso-singlet (spin-singlet iso-triplet) dibaryon auxiliary field. The projector $P_i = \frac{1}{\sqrt{8}}\sigma_2\sigma_i\tau_2$ ($\bar{P}_a = \frac{1}{\sqrt{8}}\tau_2\tau_a\sigma_2$) projects out the spin-triplet iso-singlet (spin-

singlet iso-triplet) combination of nucleons.

At LO the bare deuteron propagator, i/Δ_t , is dressed by the infinite sum of bubble diagrams in Fig. 1. The parameters are then fit to reproduce the deuteron pole at the physical

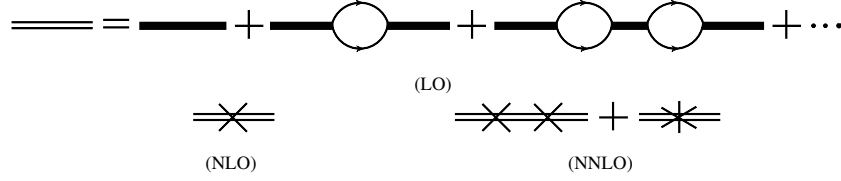


FIG. 1: The top equation shows the LO dressed spin-triplet dibaryon propagator, which can be solved analytically via a geometric series. The solid bar is the bare dibaryon propagator i/Δ_t , the single lines with arrows are nucleon propagators, the cross represents a NLO effective range insertion from $c_{0t}^{(0)}$, and the star a NNLO correction from $c_{0t}^{(1)}$.

position. At NLO the parameters are chosen to fix the deuteron pole at the same position and give the correct residue about the deuteron pole. This parametrization is known as the Z -parametrization [22, 36] and is advantageous because it reproduces the correct residue about the deuteron pole at NLO instead of being approached perturbatively order-by-order as in the effective range expansion (ERE) parametrization. The same procedure is carried out in the 1S_0 channel except the virtual bound-state pole and its residue is fit to. Carrying out this procedure the coefficients are given by [22]

$$\begin{aligned} y_t^2 &= \frac{4\pi}{M_N}, & \Delta_t &= \gamma_t - \mu, & c_{0t}^{(n)} &= (-1)^n (Z_t - 1)^{n+1} \frac{M_N}{2\gamma_t}, \\ y_s^2 &= \frac{4\pi}{M_N}, & \Delta_s &= \gamma_s - \mu, & c_{0s}^{(n)} &= (-1)^n (Z_s - 1)^{n+1} \frac{M_N}{2\gamma_s}, \end{aligned} \quad (2)$$

where $\gamma_t = 45.7025$ MeV is the deuteron binding momentum, $Z_t = 1.6908$ is the residue about the deuteron pole, $\gamma_s = -7.890$ MeV is the 1S_0 virtual bound-state momentum, and $Z_s = 0.9015$ is the residue about the 1S_0 pole [37]. The non-physical scale μ is introduced by using dimensional regularization with the power divergence subtraction scheme [4, 5]. All physical observables are μ -independent.

After fitting the coefficients, the spin-triplet and spin-singlet dibaryon propagators up to

and including NNLO are given by

$$\begin{aligned}
iD_{\{t,s\}}^{\text{NNLO}}(p_0, \vec{\mathbf{p}}) = & \frac{i}{\gamma_{\{t,s\}} - \sqrt{\frac{\vec{\mathbf{p}}^2}{4} - M_N p_0 - i\epsilon}} \\
\times & \left[\underbrace{1}_{\text{LO}} + \underbrace{\frac{Z_{\{t,s\}} - 1}{2\gamma_{\{t,s\}}} \left(\gamma_{\{t,s\}} + \sqrt{\frac{\vec{\mathbf{p}}^2}{4} - M_N p_0 - i\epsilon} \right)}_{\text{NLO}} \right. \\
& \left. + \underbrace{\left(\frac{Z_{\{t,s\}} - 1}{2\gamma_{\{t,s\}}} \right)^2 \left(\frac{\vec{\mathbf{p}}^2}{4} - M_N p_0 - \gamma_{\{t,s\}}^2 \right)}_{\text{NNLO}} + \dots \right].
\end{aligned} \tag{3}$$

The deuteron wavefunction renormalization is given by the residue about the deuteron pole of the spin-triplet dibaryon, which to NNLO yields

$$Z_D = \frac{2\gamma_t}{M_N} \left[\underbrace{1}_{\text{LO}} + \underbrace{(Z_t - 1)}_{\text{NLO}} + \underbrace{0}_{\text{NNLO}} + \dots \right]. \tag{4}$$

In the formalism used here higher-order corrections to the deuteron wavefunction renormalization will be built into the integral equation and do not need to be added separately. The LO deuteron wavefunction renormalization is defined by

$$Z_{\text{LO}} = \frac{2\gamma_t}{M_N}. \tag{5}$$

III. THREE-BODY SYSTEM

A. Doublet Channel Scattering

The LO nd scattering amplitude in the doublet channel is given by an infinite sum of diagrams represented by the coupled-channel integral equations in Fig. 2. Single lines are nucleons and the double line (dashed double line) is the spin-triplet (spin-singlet) dibaryon. For the doublet S -wave channel there is also a contribution from a LO three-body force. However, in the approach used here three-body forces will be treated in separate diagrams discussed later. By projecting out the diagrams of Fig. 2 in the doublet channel and in a partial wave basis the integral equations can be written as an infinite set of matrix equations

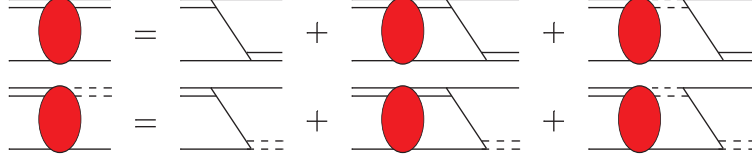


FIG. 2: The coupled-channel integral equations for the LO doublet channel nd scattering amplitude. Single lines represent nucleons and double lines (dashed double lines) spin-triplet (spin-singlet) dibaryons.

in cluster configuration (c.c.) space [22], which gives

$$\mathbf{t}_{0,d}^\ell(k, p) = \mathbf{B}_0^\ell(k, p) + \mathbf{K}_0^\ell(q, p, E) \otimes \mathbf{t}_{0,d}^\ell(k, q), \quad (6)$$

where the subscript “ d ” refers to the doublet channel, and the superscript “ ℓ ” to the partial wave. The “ \otimes ” notation is shorthand for the integration

$$A(q) \otimes B(q) = \frac{1}{2\pi^2} \int_0^\Lambda dq q^2 A(q) B(q), \quad (7)$$

where Λ is a cutoff imposed to regulate divergences. Physical results should be Λ -independent for sufficiently large Λ . In the integral equation k is the magnitude of the incoming on-shell momentum in the nd center of mass (c.m.) frame and p is the magnitude of the off-shell outgoing momentum. Since k is on-shell it is related to the total energy of the three-body system by $E = \frac{3}{4} \frac{k^2}{M_N} - \frac{\gamma_t^2}{M_N}$. $\mathbf{t}_{m,d}^\ell(k, p)$ and the inhomogeneous term $\mathbf{B}_0^\ell(k, p)$ are vectors in c.c. space, defined as

$$\mathbf{t}_{m,d}^\ell(k, p) = \begin{pmatrix} t_{m,Nt \rightarrow Nt}^\ell(k, p) \\ t_{m,Nt \rightarrow Ns}^\ell(k, p) \end{pmatrix}, \quad \mathbf{B}_0^\ell(k, p) = \begin{pmatrix} \frac{2\pi}{pk} Q_\ell \left(\frac{p^2 + k^2 - M_N E - i\epsilon}{pk} \right) \\ -\frac{6\pi}{pk} Q_\ell \left(\frac{p^2 + k^2 - M_N E - i\epsilon}{pk} \right) \end{pmatrix}. \quad (8)$$

Here the subscript “ m ” refers to the order of the calculation ($m = 0$ is LO, $m = 1$ is NLO, and etc.), $t_{m,Nt \rightarrow Nt}^\ell(k, p)$ is the nd scattering amplitude, and $t_{m,Nt \rightarrow Ns}^\ell(k, p)$ is the unphysical amplitude of a neutron and deuteron going to a nucleon and spin-singlet dibaryon. In this formalism $\mathbf{B}_1^\ell(k, p) = \mathbf{B}_2^\ell(k, p) = 0$, even for $\ell = 0$, unlike in Ref. [23]. The function $Q_\ell(a)$ is a Legendre function of the second kind and is related to standard Legendre polynomials by³

$$Q_\ell(a) = \frac{1}{2} \int_{-1}^1 \frac{P_\ell(x)}{a+x} dx. \quad (9)$$

³ This definition of the Legendre functions of the second kind differs from the normal convention by a phase of $(-1)^\ell$.

The homogeneous term $\mathbf{K}_0^\ell(q, p, E)$ is a matrix in c.c. space defined by

$$\mathbf{K}_0^\ell(q, p, E) = \mathbf{R}_0(q, p, E) \mathbf{D}^{(0)}\left(E - \frac{q^2}{2M_N}, \vec{\mathbf{q}}\right), \quad (10)$$

where

$$\mathbf{D}^{(n)}(E, \vec{\mathbf{q}}) = \begin{pmatrix} D_t^{(n)}(E, \vec{\mathbf{q}}) & 0 \\ 0 & D_s^{(n)}(E, \vec{\mathbf{q}}) \end{pmatrix} \quad (11)$$

is a matrix of dibaryon propagators with $n = 0$ giving the LO dibaryon propagators, $n = 1$ the NLO correction to the dibaryon propagators, and $n = 2$ the NNLO correction to the dibaryon propagators as in Eq. (3), and

$$\mathbf{R}_0(q, p, E) = -\frac{2\pi}{qp} Q_\ell \left(\frac{q^2 + p^2 - M_N E - i\epsilon}{qp} \right) \begin{pmatrix} 1 & -3 \\ -3 & 1 \end{pmatrix}. \quad (12)$$

The half off-shell NLO correction to the doublet channel nd scattering amplitude is given by the coupled-channel integral equations in Fig. 3, where the cross represents an effective range insertion. Iterating the inhomogeneous piece a single time in the kernel gives the

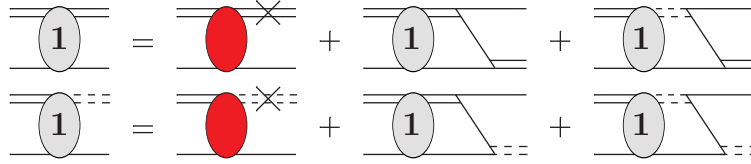


FIG. 3: The coupled-channel integral equations for the NLO correction to the doublet channel nd scattering amplitude. The cross refers to a single effective range insertion from $c_{0t}^{(0)}$ or $c_{0s}^{(0)}$ and the number “1” to the NLO correction to the nd scattering amplitude.

integral equation for the NLO correction to nd scattering as in Ref. [23] along with an additional diagram where an effective range insertion appears on an external dibaryon leg. In the on-shell limit the effective range insertion on the external dibaryon leg becomes the NLO wavefunction renormalization, which multiplies the LO nd scattering amplitude. In other words, in the on-shell limit this integral equation gives the NLO correction to the nd scattering amplitude plus the LO nd scattering amplitude times the NLO deuteron wavefunction renormalization, or simply put all NLO contributions. The integral equation can be written in c.c. space as

$$\mathbf{t}_{1,d}^\ell(k, p) = \mathbf{t}_{0,d}^\ell(k, p) \circ \mathbf{R}_1\left(E - \frac{\vec{\mathbf{p}}^2}{2M_N}, \vec{\mathbf{p}}\right) + \mathbf{K}_0^\ell(q, p, E) \otimes \mathbf{t}_{1,d}^\ell(k, q), \quad (13)$$

where “ \circ ” is the Schur product (element wise matrix multiplication) and $\mathbf{R}_1(p_0, \vec{\mathbf{p}})$ is a vector in c.c. space defined by

$$\mathbf{R}_1(p_0, \vec{\mathbf{p}}) = \begin{pmatrix} \frac{Z_t-1}{2\gamma_t} \left(\gamma_t + \sqrt{\frac{1}{4}\vec{\mathbf{p}}^2 - M_N p_0 - i\epsilon} \right) \\ \frac{Z_s-1}{2\gamma_s} \left(\gamma_s + \sqrt{\frac{1}{4}\vec{\mathbf{p}}^2 - M_N p_0 - i\epsilon} \right) \end{pmatrix}. \quad (14)$$

Choosing the kinematics of the 3S_1 (1S_0) bound-state (virtual bound-state) pole for the upper (lower) component of $\mathbf{R}_1(p_0, \vec{\mathbf{p}})$, $\mathbf{R}_1(p_0, \vec{\mathbf{p}})$ reduces to

$$\mathbf{c}_1 = \begin{pmatrix} Z_t - 1 \\ Z_s - 1 \end{pmatrix}, \quad (15)$$

which is the NLO correction to the wavefunction renormalization [22].⁴ Similarly, the half off-shell NNLO correction to the nd scattering amplitude is given by the coupled-channel integral equations in Fig. 4, where the star represents an insertion of $c_{0t}^{(1)}$ or $c_{0s}^{(1)}$. In c.c. space

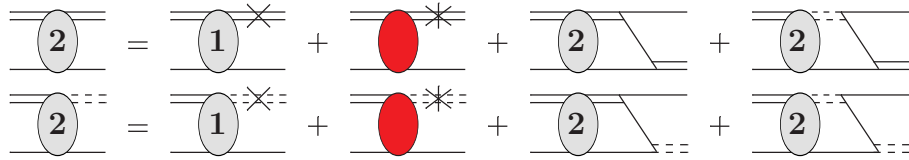


FIG. 4: The coupled-channel integral equations for the NNLO correction to the doublet channel nd scattering amplitude. The star refers to an insertion of $c_{0t}^{(1)}$ or $c_{0s}^{(1)}$ and the number “2” refers to the NNLO correction to the doublet channel nd scattering amplitude.

the integral equation is given by

$$\mathbf{t}_{2,d}^\ell(k, p) = [\mathbf{t}_{1,d}^\ell(k, p) - \mathbf{c}_1 \circ \mathbf{t}_{0,d}^\ell(k, p)] \circ \mathbf{R}_1\left(E - \frac{\vec{\mathbf{p}}^2}{2M_N}, \vec{\mathbf{p}}\right) + \mathbf{K}_0^\ell(q, p, E) \otimes \mathbf{t}_{2,d}^\ell(k, q). \quad (16)$$

In the ERE parametrization $\mathbf{c}_1 = \mathbf{0}$ and the integral equations at NLO and NNLO look the same. The presence of $\mathbf{c}_1 \circ \mathbf{t}_{0,d}^\ell(k, p)$ removes the $(Z_t - 1)^2 \mathbf{t}_{0,d}^\ell(k, k)$ contribution that comes from $\mathbf{t}_{1,d}^\ell(k, p) \circ \mathbf{R}_1\left(E - \frac{\vec{\mathbf{p}}^2}{2M_N}, \vec{\mathbf{p}}\right)$ in the on-shell limit. Since the wavefunction renormalization in the Z -parametrization is exact at NLO by construction, there is no $(Z_t - 1)^2$ correction.

⁴ Since $t_{m, Nt \rightarrow Ns}^\ell(k, p)$ is unphysical its normalization can be chosen arbitrarily without affecting physical results.

B. Three-Body Forces

The above description for doublet channel nd scattering is incomplete since in the S -wave channel a three-body force is required at LO [19]. The Lagrangian for the three-body force up to NNLO is

$$\begin{aligned} \mathcal{L}_3 = & \frac{M_N H_0(\Lambda)}{3\Lambda^2} \left[y_t \hat{N}^\dagger (\vec{t} \cdot \vec{\sigma})^\dagger - y_s \hat{N}^\dagger (\vec{s} \cdot \vec{\tau})^\dagger \right] \left[y_t (\vec{t} \cdot \vec{\sigma}) \hat{N} - y_s (\vec{s} \cdot \vec{\tau}) \hat{N} \right] \\ & + \frac{M_N H_2(\Lambda)}{3\Lambda^4} \frac{4}{3} \left[y_t \hat{N}^\dagger (\vec{t} \cdot \vec{\sigma})^\dagger - y_s \hat{N}^\dagger (\vec{s} \cdot \vec{\tau})^\dagger \right] \left(i\vec{\partial}_0 + \frac{\gamma_t^2}{M_N} \right) \left[y_t (\vec{t} \cdot \vec{\sigma}) \hat{N} - y_s (\vec{s} \cdot \vec{\tau}) \hat{N} \right]. \end{aligned} \quad (17)$$

$H_0(\Lambda)$ first occurs at LO and receives higher order corrections that can be written as

$$H_0(\Lambda) = \underbrace{H_{0,0}(\Lambda)}_{\text{LO}} + \underbrace{H_{0,1}(\Lambda)}_{\text{NLO}} + \underbrace{H_{0,2}(\Lambda)}_{\text{NNLO}} + \cdots, \quad (18)$$

where the first subscript denotes that it is a contribution to $H_0(\Lambda)$ and the second subscript gives the order of the contribution. At NNLO a new energy-dependent three-body force $H_2(\Lambda)$ appears [21]. The LO three-body force $H_{0,0}(\Lambda)$ does not renormalize an ultra-violet divergence. Rather, the solution of the LO doublet S -wave nd scattering amplitude is not unique in the limit where $\Lambda \rightarrow \infty$ and this causes oscillations in the solution as Λ is changed [21]. The physical explanation for $H_{0,0}(\Lambda)$ comes from the fact that in the doublet S -wave channel there is no Pauli blocking preventing the nucleons from falling to the center. Thus the doublet S -wave channel is sensitive to short range physics, which $H_{0,0}(\Lambda)$ encodes.

The three-body force Lagrangian can be rewritten using a triton auxiliary field $\hat{\psi}$, yielding

$$\mathcal{L}_3 = \hat{\psi}^\dagger \left[\Omega - h_2(\Lambda) \left(i\vec{\partial}_0 + \frac{\vec{\nabla}^2}{6M_N} + \frac{\gamma_t^2}{M_N} \right) \right] \hat{\psi} + \sum_{n=0}^{\infty} \left[\omega_{t0}^{(n)} \hat{\psi}^\dagger \sigma_i \hat{N} \hat{t}_i - \omega_{s0}^{(n)} \hat{\psi}^\dagger \tau_a \hat{N} \hat{s}_a \right] \quad (19)$$

+ H.c..

A matching calculation shows that the parameters from each Lagrangian are related by

$$\frac{H_{0,0}(\Lambda)}{\Lambda^2} = -\frac{3(\omega_{t0}^{(0)})^2}{4\pi\Omega} = -\frac{3(\omega_{s0}^{(0)})^2}{4\pi\Omega} = -\frac{3\omega_{t0}^{(0)}\omega_{s0}^{(0)}}{4\pi\Omega}, \quad (20)$$

$$\frac{H_{0,1}(\Lambda)}{\Lambda^2} = -\frac{6\omega_{t0}^{(0)}\omega_{t0}^{(1)}}{4\pi\Omega} = -\frac{6\omega_{s0}^{(0)}\omega_{s0}^{(1)}}{4\pi\Omega} = -\frac{6\omega_{t0}^{(0)}\omega_{s0}^{(1)}}{4\pi\Omega} = -\frac{6\omega_{t0}^{(1)}\omega_{s0}^{(0)}}{4\pi\Omega}, \quad (21)$$

$$\begin{aligned} \frac{H_{0,2}(\Lambda)}{\Lambda^2} &= -\frac{3((\omega_{t0}^{(1)})^2 + 2\omega_{t0}^{(0)}\omega_{t0}^{(2)})}{4\pi\Omega} = -\frac{3((\omega_{s0}^{(1)})^2 + 2\omega_{s0}^{(0)}\omega_{s0}^{(2)})}{4\pi\Omega} \\ &= -\frac{3(\omega_{s0}^{(1)}\omega_{t0}^{(1)} + 2\omega_{t0}^{(0)}\omega_{s0}^{(2)})}{4\pi\Omega} = -\frac{3(\omega_{s0}^{(1)}\omega_{t0}^{(1)} + 2\omega_{t0}^{(2)}\omega_{s0}^{(0)})}{4\pi\Omega}, \end{aligned} \quad (22)$$

and

$$\frac{4H_{2,0}(\Lambda)}{\Lambda^4} = -\frac{3(\omega_{t0}^{(0)})^2}{\pi\Omega^2 M_N} h_2(\Lambda) = -\frac{3(\omega_{s0}^{(0)})^2}{\pi\Omega^2 M_N} h_2(\Lambda) = -\frac{3\omega_{t0}^{(0)}\omega_{s0}^{(0)}}{\pi\Omega^2 M_N} h_2(\Lambda). \quad (23)$$

It is convenient to make the definitions

$$H_{\text{LO}} = \frac{4H_{0,0}(\Lambda)}{\Lambda^2}, \quad H_{\text{NLO}} = \frac{4H_{0,1}(\Lambda)}{\Lambda^2}, \quad H_{\text{NNLO}} = \frac{4H_{0,2}(\Lambda)}{\Lambda^2}, \quad (24)$$

and

$$\widehat{H}_2 = \frac{4H_{2,0}(\Lambda)}{\Lambda^4}. \quad (25)$$

From these definitions follow the useful identities

$$\frac{H_{\text{NLO}}}{H_{\text{LO}}} = 2 \frac{\omega_{t0}^{(1)}}{\omega_{t0}^{(0)}}, \quad (26)$$

and

$$2 \frac{\omega_{t0}^{(2)}}{\omega_{t0}^{(0)}} = \frac{H_{\text{NNLO}} H_{\text{LO}} - \frac{1}{4} (H_{\text{NLO}})^2}{(H_{\text{LO}})^2}. \quad (27)$$

C. Triton Vertex Function

The LO triton vertex function is given by the coupled-channel integral equations in Fig. 5, where the triple line represents the triton propagator. These integral equations can be

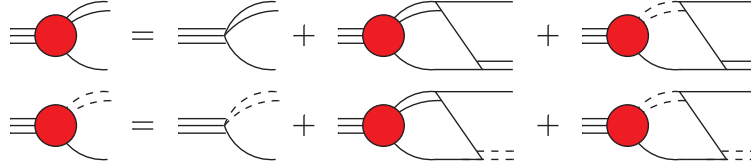


FIG. 5: The coupled-channel integral equations for the LO triton vertex function, where the triple line is the triton, and the filled circle is the LO triton vertex function.

written in c.c. space as

$$\mathcal{G}_0(E, p) = \widetilde{\mathbf{B}}_0 + \mathbf{K}_0^{\ell=0}(q, p, E) \otimes \mathcal{G}_0(E, q), \quad (28)$$

where the “0” subscript indicates LO and $\widetilde{\mathbf{B}}_0$ is a c.c space vector defined by

$$\widetilde{\mathbf{B}}_0 = \begin{pmatrix} 1 \\ 1 \end{pmatrix}. \quad (29)$$

Note the kernel of these coupled-channel integral equations is the same as in LO nd scattering. The only difference between the integral equations for the LO triton vertex function $\mathcal{G}_0(E, p)$ and the LO nd scattering amplitude Eq. (6) is the inhomogeneous term. At the energy of the bound state the matrix $[\mathbf{1} - \mathbf{K}_0^{\ell=0}(q, p, E)]$ is invertible for all cutoffs for which $H_{0,0}(\Lambda) \neq 0$. For cutoffs for which $H_{0,0}(\Lambda) = 0$ the LO triton vertex is still well defined because the zero of $H_{0,0}(\Lambda)$ and the infinity of $[\mathbf{1} - \mathbf{K}_0^{\ell=0}(q, p, E)]^{-1}$ have a well defined limit. However, this is numerically tricky and therefore such cutoffs are avoided. $\mathcal{G}_0(E, p)$ is defined in c.c. space by

$$\mathcal{G}_0(E, p) = \begin{pmatrix} \mathcal{G}_{0,\psi \rightarrow Nt}(E, p) \\ \mathcal{G}_{0,\psi \rightarrow Ns}(E, p) \end{pmatrix}, \quad (30)$$

where $\mathcal{G}_{0,\psi \rightarrow Nt}(E, p)$ ($\mathcal{G}_{0,\psi \rightarrow Ns}(E, p)$) is the triton vertex function for an outgoing neutron and deuteron (nucleon and spin-singlet dibaryon) state. Note $\tilde{\mathbf{B}}_0$ is not the “physical” inhomogeneous term. The “physical” inhomogeneous term \mathbf{B}_0 is given by

$$\mathbf{B}_0 = \begin{pmatrix} \sqrt{3}\omega_{t0}^{(0)} \\ -\sqrt{3}\omega_{s0}^{(0)} \end{pmatrix}. \quad (31)$$

Since an arbitrary normalization can be absorbed into both components of $\mathcal{G}_0(E, p)$ it is convenient to use $\tilde{\mathbf{B}}_0$ instead of \mathbf{B}_0 . The “physical” triton vertex function $\Gamma_0(p)$ is related to $\mathcal{G}_0(E, p)$ by

$$\Gamma_0(p) = \mathcal{G}_0(E, p) \circ \mathbf{B}_0 \sqrt{Z_\psi}, \quad (32)$$

where the value of E is assumed fixed, and here Z_ψ is the LO triton wavefunction renormalization to be defined below. Using $\mathcal{G}_0(E, p)$ instead of $\Gamma_0(p)$ allows three-body forces to be factored out of expressions that would otherwise be absorbed into $\Gamma_0(p)$.

Adding a NLO effective range insertion to the triton vertex function can be achieved via the coupled-channel integral equations in Fig. 6, which in c.c. space can be written as

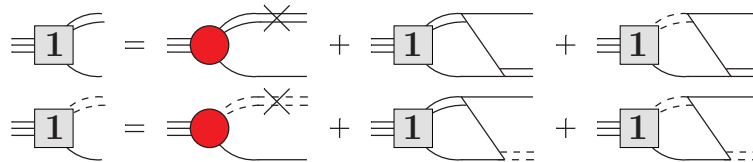


FIG. 6: The coupled-channel integral equations for the NLO correction to the triton vertex function.

$$\mathcal{G}_1(E, p) = \mathcal{G}_0(E, p) \circ \mathbf{R}_1 \left(E - \frac{\vec{\mathbf{p}}^2}{2M_N}, \vec{\mathbf{p}} \right) + \mathbf{K}_0^{\ell=0}(q, p, E) \otimes \mathcal{G}_1(E, q). \quad (33)$$

This equation is analogous to the NLO correction to the nd scattering amplitude Eq. (13). Two effective range insertions and $c_{0t}^{(1)}$ and $c_{0s}^{(1)}$ corrections to the triton vertex function at NNLO can be added using the coupled-channel integral equations in Fig. 7, which in

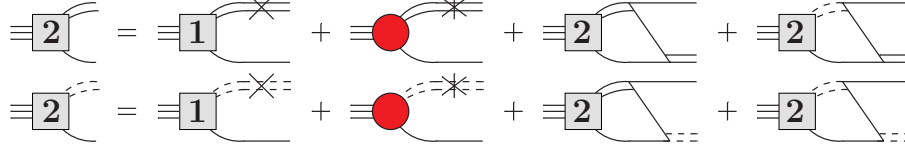


FIG. 7: The coupled-channel integral equations for the NNLO correction to the triton vertex function.

c.c. space are

$$\mathcal{G}_2(E, p) = \left[\mathcal{G}_1(E, p) - \mathbf{c}_1 \circ \mathcal{G}_0(E, p) \right] \circ \mathbf{R}_1 \left(E - \frac{\vec{\mathbf{p}}^2}{2M_N}, \vec{\mathbf{p}} \right) + \mathbf{K}_0^{\ell=0}(q, p, E) \otimes \mathcal{G}_2(E, q). \quad (34)$$

This equation is again entirely analogous to the integral equations for the NNLO correction to nd scattering Eq. (16). In fact the only difference between the integral equations for the triton vertex function and the nd scattering amplitude up to NNLO is the LO inhomogeneous term.

The function $\Sigma_0^P(E)$ is defined as

$$\Sigma_0^P(E) = \int \frac{d^4 q}{(2\pi)^4} \frac{i}{E - q_0 - \frac{q^2}{2M_N} + i\epsilon} \left[i\mathbf{D}^{(0)}(E - q_0, q) i\mathbf{B}_0 \right] \cdot [\mathcal{G}_0(E, q) \circ i\mathbf{B}_0] \quad (35)$$

and describes the sum of all triton-irreducible diagrams in Fig. 8. Note “ \cdot ” represents the ordinary dot product of two c.c space vectors. Subscript “0” denotes this is LO. Integrating

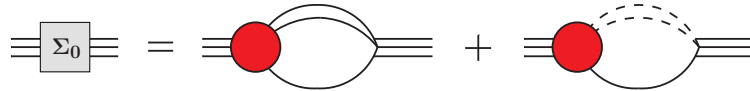


FIG. 8: Diagrammatic representation of the function $\Sigma_0^P(E)$.

over the energy pole and angles, the expression for $\Sigma_0^P(E)$ becomes

$$\begin{aligned} i\Sigma_0^P(E) = & -i \frac{3(\omega_{t0}^{(0)})^2}{\pi} \frac{1}{2\pi} \int_0^\Lambda dq q^2 D_t^{(0)} \left(E - \frac{q^2}{2M_N}, q \right) \mathcal{G}_{0,\psi \rightarrow Nt}(E, q) \\ & - i \frac{3(\omega_{s0}^{(0)})^2}{\pi} \frac{1}{2\pi} \int_0^\Lambda dq q^2 D_s^{(0)} \left(E - \frac{q^2}{2M_N}, q \right) \mathcal{G}_{0,\psi \rightarrow Ns}(E, q). \end{aligned} \quad (36)$$

Defining the functions

$$\Sigma_n(E) = -\pi \text{Tr} \left[\mathbf{D}^{(0)} \left(E - \frac{q^2}{2M_N}, q \right) \otimes \mathcal{G}_n(E, q) \right], \quad (37)$$

and using Eqs. (20) and (24) to rewrite $\omega_{s0}^{(0)}$ and $\omega_{t0}^{(0)}$, $\Sigma_0^P(E)$ becomes

$$i\Sigma_0^P(E) = -i\Omega H_{\text{LO}} \Sigma_0(E). \quad (38)$$

Using $\Sigma_0^P(E)$, the LO dressed triton propagator is given by the infinite sum of diagrams in Fig. 9, which can be summed as a geometric series giving

$$\text{Diagram 1} = \text{Diagram 2} + \text{Diagram 3} + \text{Diagram 4} + \dots$$

FIG. 9: LO dressed triton propagator. The triangle is the dressed triton propagator, and the triple line is the bare triton propagator i/Ω .

$$i\Delta_3^{(\text{LO})}(E) = \frac{i}{\Omega} + \frac{i}{\Omega} H_{\text{LO}} \Sigma_0(E) + \dots = \frac{i}{\Omega} \frac{1}{1 - H_{\text{LO}} \Sigma_0(E)}. \quad (39)$$

This is the LO dressed triton propagator in the c.m. frame of the nd system. Thus the triton propagator always has zero momentum. The formalism here can be straightforwardly generalized to include a triton propagator with non-zero momentum. At the bound-state energy B of the triton, the LO dressed triton propagator has a pole, giving the condition

$$H_{\text{LO}} = \frac{1}{\Sigma_0(B)}. \quad (40)$$

Setting $B = E_{(3\text{H})}$ the three-body force can be fit to the triton binding energy $E_{(3\text{H})} = -8.48$ MeV [38]. Additionally, the LO triton binding energy can be calculated if a different renormalization condition is used for H_{LO} . Considering higher orders beyond the work of Hagen *et al.* [32] the triton-irreducible functions $\Sigma_1^P(E)$ and $\Sigma_2^P(E)$ follow the $\Sigma_0^P(E)$ definition and are given by the sum of diagrams in Fig. 10 and 11 respectively.

$$\text{Diagram 1} = \text{Diagram 2} + \text{Diagram 3}$$

FIG. 10: Diagrammatic representation of the function $\Sigma_1^P(E)$.

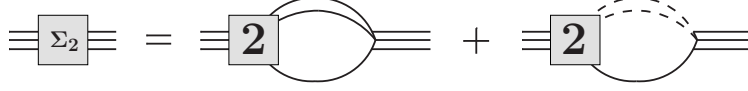


FIG. 11: Diagrammatic representation of the function $\Sigma_2^P(E)$.

One finds that $\Sigma_1^P(E)$ and $\Sigma_2^P(E)$ are defined as

$$i\Sigma_1^P(E) = -i\Omega H_{\text{LO}}\Sigma_1(E), \quad i\Sigma_2^P(E) = -i\Omega H_{\text{LO}}\Sigma_2(E). \quad (41)$$

The NLO and NNLO corrections to the triton propagator are given by the diagrams in Fig. 12. Summing the NLO diagrams gives

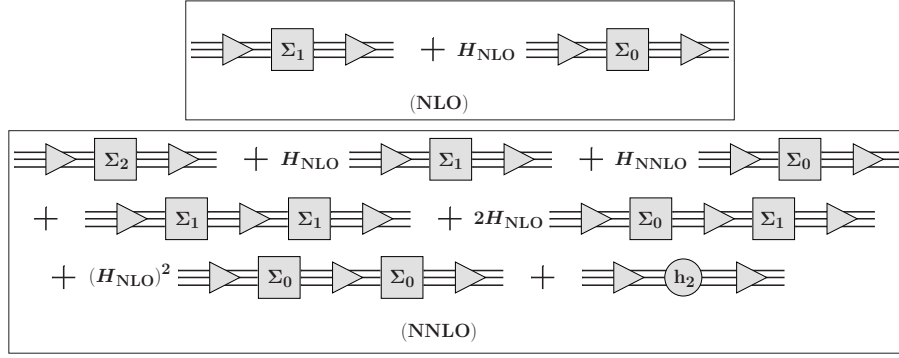


FIG. 12: NLO and NNLO corrections to the triton propagator. The diagram with h_2 comes from the kinetic term of the triton auxiliary field.

$$\frac{i}{\Omega} \frac{1}{1 - H_{\text{LO}}\Sigma_0(E)} \left\{ -i\Omega H_{\text{LO}}\Sigma_1(E) - i\Omega \left(2 \frac{\omega_{t0}^{(1)}}{\omega_{t0}^{(0)}} \right) H_{\text{LO}}\Sigma_0(E) \right\} \frac{i}{\Omega} \frac{1}{1 - H_{\text{LO}}\Sigma_0(E)} \quad (42)$$

for the NLO correction to the triton propagator. The first (second) term comes from the first (second) diagram in the NLO box of Fig. 12. The second diagram in the NLO box is $\Sigma_0^P(E)$, but with a $\omega_{t0}^{(0)}$ ($\omega_{s0}^{(0)}$) vertex replaced by $\omega_{t0}^{(1)}$ ($\omega_{s0}^{(1)}$). A factor of two comes the fact the $\omega_{t0}^{(1)}$ ($\omega_{s0}^{(1)}$) vertex can be on the left or the right of Fig. 8. Then using Eq. (26) the NLO correction to the triton propagator reduces to

$$\frac{i}{\Omega} \frac{1}{1 - H_{\text{LO}}\Sigma_0(E)} \{ -i\Omega H_{\text{LO}}\Sigma_1(E) - i\Omega H_{\text{NLO}}\Sigma_0(E) \} \frac{i}{\Omega} \frac{1}{1 - H_{\text{LO}}\Sigma_0(E)}. \quad (43)$$

Carrying out a similar procedure gives the triton propagator up to and including NNLO as

$$\begin{aligned}
i\Delta_3^{\text{NNLO}}(E) = & \frac{i}{\Omega} \frac{1}{1 - H_{\text{LO}}\Sigma_0(E)} \left[1 + \frac{H_{\text{LO}}\Sigma_1(E) + H_{\text{NLO}}\Sigma_0(E)}{1 - H_{\text{LO}}\Sigma_0(E)} \right. \\
& + \frac{H_{\text{LO}}\Sigma_2(E) + H_{\text{NLO}}\Sigma_1(E) + H_{\text{NNLO}}\Sigma_0(E) + \frac{4}{3}(M_N E + \gamma_t^2)\hat{H}_2/H_{\text{LO}}}{1 - H_{\text{LO}}\Sigma_0(E)} \\
& \left. + \frac{[H_{\text{LO}}\Sigma_1(E) + H_{\text{NLO}}\Sigma_0(E)]^2}{[1 - H_{\text{LO}}\Sigma_0(E)]^2} \right]. \tag{44}
\end{aligned}$$

The \hat{H}_2/H_{LO} term comes from the last NNLO diagram in Fig. 12. Fitting the LO three-body force to the triton binding energy pole and ensuring that the pole is fixed at higher orders imposes the conditions

$$H_{\text{LO}}\Sigma_1(B) + H_{\text{NLO}}\Sigma_0(B) = 0, \tag{45}$$

and

$$H_{\text{LO}}\Sigma_2(B) + H_{\text{NLO}}\Sigma_1(B) + \left(H_{\text{NNLO}} + \frac{4}{3}(M_N B + \gamma_t^2)\hat{H}_2 \right) \Sigma_0(B) = 0. \tag{46}$$

$H_{\text{LO}} = 1/\Sigma_0(B)$ has been used to rewrite the term with \hat{H}_2 . These two conditions fix two higher-order three-body forces, and H_{NNLO} is fixed to the physical nd doublet S -wave scattering length. It will be shown later how this is done in the new formalism. The triton wavefunction renormalization is the residue about the triton pole, which up to NNLO is given by

$$\begin{aligned}
Z_\psi = & -\frac{1}{\Omega} \frac{1}{H_{\text{LO}}\Sigma'_0(B)} \left[1 - \frac{[H_{\text{LO}}\Sigma'_1(B) + H_{\text{NLO}}\Sigma'_0(B)]}{H_{\text{LO}}\Sigma'_0(B)} \right. \\
& - \frac{[H_{\text{LO}}\Sigma'_2(B) + H_{\text{NLO}}\Sigma'_1(B) + H_{\text{NNLO}}\Sigma'_0(B)] + \frac{4}{3}M_N\hat{H}_2/H_{\text{LO}}}{H_{\text{LO}}\Sigma'_0(B)} \\
& \left. + \frac{[H_{\text{LO}}\Sigma'_1(B) + H_{\text{NLO}}\Sigma'_0(B)]^2}{[H_{\text{LO}}\Sigma'_0(B)]^2} \right]. \tag{47}
\end{aligned}$$

Using Eqs. (40), (45), and (46) the dependence on H_{LO} , H_{NLO} , and H_{NNLO} can be removed

yielding

$$\begin{aligned}
Z_\psi = & -\frac{1}{\Omega} \frac{1}{H_{\text{LO}} \Sigma'_0(B)} \left[1 - \left(\frac{\Sigma'_1(B)}{\Sigma'_0(B)} - \frac{\Sigma_1(B)}{\Sigma_0(B)} \right) \right. \\
& - \left\{ \frac{\Sigma'_2(B)}{\Sigma'_0(B)} - \frac{\Sigma_1(B) \Sigma'_1(B)}{\Sigma_0(B) \Sigma'_0(B)} + \left(\frac{\Sigma_1(B)}{\Sigma_0(B)} \right)^2 - \frac{\Sigma_2(B)}{\Sigma_0(B)} \right. \\
& \left. \left. + \frac{4}{3} M_N \hat{H}_2 \Sigma_0(B) \left(\frac{\Sigma_0(B)}{\Sigma'_0(B)} - B - \frac{\gamma_t^2}{M_N} \right) \right\} + \left(\frac{\Sigma'_1(B)}{\Sigma'_0(B)} - \frac{\Sigma_1(B)}{\Sigma_0(B)} \right)^2 \right]. \tag{48}
\end{aligned}$$

For the triton vertex function there is only one external triton propagator, and therefore the square root of Z_ψ must be taken. Expanding the square root of Z_ψ perturbatively to NNLO gives

$$\begin{aligned}
\sqrt{Z_\psi} = & \sqrt{-\frac{1}{\Omega} \frac{1}{H_{\text{LO}} \Sigma'_0}} \left[\underbrace{1}_{\text{LO}} - \underbrace{\frac{1}{2} \left(\frac{\Sigma'_1}{\Sigma'_0} - \frac{\Sigma_1}{\Sigma_0} \right)}_{\text{NLO}} \right. \\
& \left. \underbrace{-\frac{1}{2} \left[\frac{\Sigma'_2}{\Sigma'_0} + \frac{1}{2} \frac{\Sigma_1 \Sigma'_1}{\Sigma_0 \Sigma'_0} - \frac{\Sigma_2}{\Sigma_0} + \frac{1}{4} \left(\frac{\Sigma_1}{\Sigma_0} \right)^2 - \frac{3}{4} \left(\frac{\Sigma'_1}{\Sigma'_0} \right)^2 + \frac{4}{3} M_N \hat{H}_2 \Sigma_0 \left(\frac{\Sigma_0}{\Sigma'_0} - B - \frac{\gamma_t^2}{M_N} \right) \right]}_{\text{NNLO}} + \dots \right]. \tag{49}
\end{aligned}$$

Here the explicit energy dependence for all Σ_n functions has been dropped with the understanding that all functions are evaluated at $E = B$. The “physical” triton vertex function is calculated using Eq. (32). Using the definition of \mathbf{B}_0 and the triton wavefunction renormalization, the LO renormalization for the triton vertex function $\mathcal{G}_0(B, p)$ is

$$\sqrt{Z_\psi^{\text{LO}}} = \sqrt{3} \omega_{t0}^{(0)} \sqrt{-\frac{1}{\Omega} \frac{1}{H_{\text{LO}} \Sigma'_0(B)}} = \sqrt{-\frac{3(\omega_{t0}^{(0)})^2}{\pi \Omega} \frac{\pi}{H_{\text{LO}} \Sigma'_0(B)}} = \sqrt{\frac{\pi}{\Sigma'_0(B)}}. \tag{50}$$

Eq. (20) has been used to simplify the expression. Thus the “physical” LO triton vertex function is given by

$$\Gamma_0(p) = \sqrt{Z_\psi^{\text{LO}}} \mathcal{G}_0(B, p). \tag{51}$$

This expression is equivalent to solving the homogeneous equation for the doublet S -wave channel with a nonzero three-body force and then normalizing the result using techniques in Refs. [25, 39]. The NLO triton vertex function is given by $\mathcal{G}_1(B, p)$, $\mathcal{G}_0(B, p)$ with the $\omega_{t0}^{(0)}$ ($\omega_{s0}^{(0)}$) vertex replaced by $\omega_{t0}^{(1)}$ ($\omega_{s0}^{(1)}$), and the LO triton vertex function times the NLO triton wavefunction renormalization correction. The $\omega_{t0}^{(1)}$ ($\omega_{s0}^{(1)}$) vertex can again be replaced

by a ratio of three-body forces as in the calculation of the triton propagator, and then the ratio of three-body forces can be rewritten in terms of $\Sigma_n(B)$ using Eq. (45). With these simplifications the NLO triton vertex function is given by

$$\Gamma_1(p) = \sqrt{Z_\psi^{\text{LO}}} \left[\mathcal{G}_1(B, p) - \frac{1}{2} \frac{\Sigma'_1}{\Sigma'_0} \mathcal{G}_0(B, p) \right]. \quad (52)$$

The calculation of the NNLO triton vertex function follows similarly and yields

$$\begin{aligned} \Gamma_2(p) = \sqrt{Z_\psi^{\text{LO}}} & \left[\mathcal{G}_2(B, p) - \frac{1}{2} \frac{\Sigma'_1}{\Sigma'_0} \mathcal{G}_1(B, p) \right. \\ & \left. + \left\{ \frac{3}{8} \left(\frac{\Sigma'_1}{\Sigma'_0} \right)^2 - \frac{1}{2} \frac{\Sigma'_2}{\Sigma'_0} - \frac{2}{3} M_N \hat{H}_2 \frac{\Sigma_0^2}{\Sigma'_0} \right\} \mathcal{G}_0(B, p) \right]. \end{aligned} \quad (53)$$

IV. DOUBLET S -WAVE SCATTERING

In the formalism of this work the LO doublet S -wave on-shell nd scattering amplitude is given by the sum of the two diagrams in Fig. 13. The first diagram is the solution of Eq. (6) for $\ell = 0$. This diagram contains no three-body forces; all three-body force terms are contained in the second diagram. The sum of the two diagrams is given by

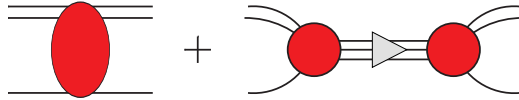


FIG. 13: Diagrams for the LO doublet S -wave nd scattering amplitude.

$$T_{\text{LO}}(k) = Z_{\text{LO}} t_{0,Nt \rightarrow Nt}^{\ell=0}(k, k) + H_{\text{LO}} \frac{1}{1 - H_{\text{LO}} \Sigma_0(E)} \pi Z_{\text{LO}} [\mathcal{G}_{0,\psi \rightarrow Nt}(E, k)]^2. \quad (54)$$

In the new formalism the LO three-body force H_{LO} is factored out of all numerically determined expressions.⁵ This is one advantage of this formalism. The LO three-body force can be found algebraically in terms of numerically determined quantities by fitting to the scattering length, $a_{nd} = 0.65$ fm [40], which yields

$$H_{\text{LO}} = \frac{x}{1 + x \Sigma_0 \left(-\frac{\gamma_t^2}{M_N} \right)}, \quad (55)$$

⁵ The power of this formalism at LO lies in the fact that the triton pole contribution is contained solely in the second diagram of Fig. 13. At higher orders contributions from poles are again clearly factored out in specific diagrams and can be easily read off.

where

$$x = \frac{-\left(\frac{3\pi a_{nd}}{M_N} + Z_{\text{LO}} t_{0,Nt \rightarrow Nt}^{\ell=0}(0,0)\right)}{\pi Z_{\text{LO}} \left[\mathcal{G}_{0,\psi \rightarrow Nt}\left(-\frac{\gamma_t^2}{M_N}, 0\right)\right]^2}. \quad (56)$$

The NLO nd scattering amplitude is given by the sum of diagrams in Fig. 14. The factor of two for the second diagram comes from including the time reversed diagram not explicitly shown in Fig. 14. Summing these yields the NLO nd scattering amplitude

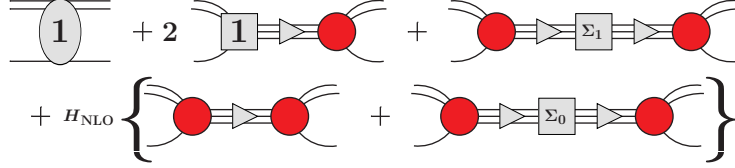


FIG. 14: Diagrams for the NLO correction to the doublet S -wave nd scattering amplitude. The factor of two takes into account the diagram related by time reversal symmetry that is not shown.

$$\begin{aligned} T_{\text{NLO}}(k) = & Z_{\text{LO}} t_{1,Nt \rightarrow Nt}^{\ell=0}(k, k) \\ & + \frac{\pi Z_{\text{LO}}}{1 - H_{\text{LO}} \Sigma_0(E)} \mathcal{G}_{0,\psi \rightarrow Nt}(E, k) [H_{\text{NLO}} \mathcal{G}_{0,\psi \rightarrow Nt}(E, k) + 2H_{\text{LO}} \mathcal{G}_{1,\psi \rightarrow Nt}(E, k)] \\ & + \frac{\pi H_{\text{LO}} Z_{\text{LO}} [H_{\text{LO}} \Sigma_1(E) + H_{\text{NLO}} \Sigma_0(E)]}{[1 - H_{\text{LO}} \Sigma_0(E)]^2} [\mathcal{G}_{0,\psi \rightarrow Nt}(E, k)]^2. \end{aligned} \quad (57)$$

Again, the NLO three-body force is factored out of all numerically determined expressions and therefore can be algebraically fit to the doublet S -wave nd scattering length. The NNLO nd scattering amplitude is given by the sum of diagrams in Fig. 15, which gives

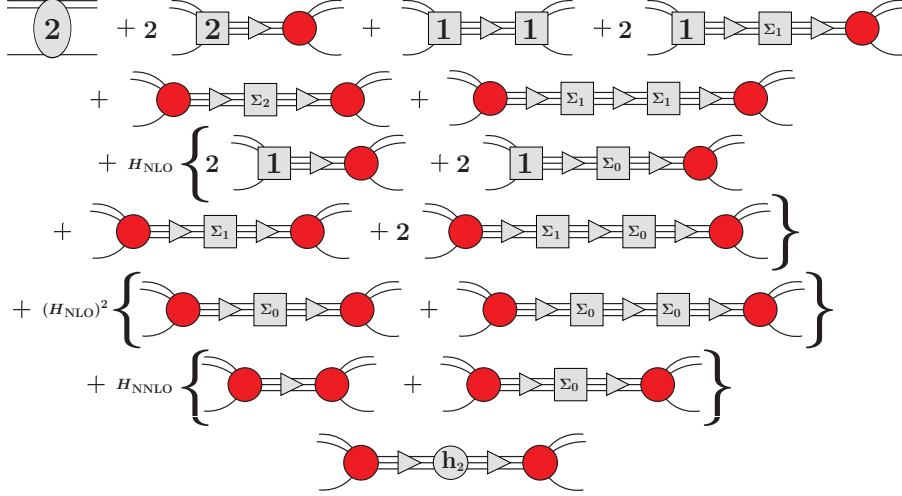


FIG. 15: Diagrams for the NNLO correction to the doublet S -wave nd scattering amplitude. The factors of two take into account diagrams related by time reversal symmetry that are not shown.

$$\begin{aligned}
T_{\text{NNLO}}(k) = & Z_{\text{LO}} t_{2,Nt \rightarrow Nt}^{\ell=0}(k, k) \\
& + \frac{\pi Z_{\text{LO}}}{1 - H_{\text{LO}} \Sigma_0(E)} \mathcal{G}_{0,\psi \rightarrow Nt}(E, k) \\
& \times [H_{\text{NNLO}} \mathcal{G}_{0,\psi \rightarrow Nt}(E, k) + 2H_{\text{NLO}} \mathcal{G}_{1,\psi \rightarrow Nt}(E, k) + 2H_{\text{LO}} \mathcal{G}_{2,\psi \rightarrow Nt}(E, k)] \\
& + \frac{\pi H_{\text{LO}} Z_{\text{LO}} [H_{\text{LO}} \Sigma_2(E) + H_{\text{NLO}} \Sigma_1(E) + H_{\text{NNLO}} \Sigma_0(E)]}{[1 - H_{\text{LO}} \Sigma_0(E)]^2} [\mathcal{G}_{0,\psi \rightarrow Nt}(E, k)]^2 \\
& + \frac{\pi H_{\text{LO}} Z_{\text{LO}} [H_{\text{LO}} \Sigma_1(E) + H_{\text{NLO}} \Sigma_0(E)]^2}{[1 - H_{\text{LO}} \Sigma_0(E)]^3} [\mathcal{G}_{0,\psi \rightarrow Nt}(E, k)]^2 \\
& + \frac{\pi H_{\text{NLO}} Z_{\text{LO}} [H_{\text{LO}} \Sigma_1(E) + H_{\text{NLO}} \Sigma_0(E)]}{[1 - H_{\text{LO}} \Sigma_0(E)]^2} [\mathcal{G}_{0,\psi \rightarrow Nt}(E, k)]^2 \\
& + \frac{2\pi H_{\text{LO}} Z_{\text{LO}} [H_{\text{LO}} \Sigma_1(E) + H_{\text{NLO}} \Sigma_0(E)]}{[1 - H_{\text{LO}} \Sigma_0(E)]^2} \mathcal{G}_{0,\psi \rightarrow Nt}(E, k) \mathcal{G}_{1,\psi \rightarrow Nt}(E, k) \\
& + \frac{\pi H_{\text{LO}} Z_{\text{LO}}}{1 - H_{\text{LO}} \Sigma_0(E)} (\mathcal{G}_{1,\psi \rightarrow Nt}(E, k))^2 + \frac{\pi \frac{4}{3} (M_N E + \gamma_t^2) \hat{H}_2 Z_{\text{LO}}}{[1 - H_{\text{LO}} \Sigma_0(E)]^2} [\mathcal{G}_{0,\psi \rightarrow Nt}(E, k)]^2,
\end{aligned} \tag{58}$$

When $k = 0$ the term with \hat{H}_2 disappears and only one new three-body force H_{NNLO} is present, which can again be solved algebraically and fit to the nd scattering length. \hat{H}_2 can then be fit to the triton binding energy. In order to find the physical triton binding energy the scattering amplitude can be written in the form

$$\begin{aligned}
\mathbf{t}_0(k, p, E) + \mathbf{t}_1(k, p, E) + \mathbf{t}_2(k, p, E) + \dots = & \frac{\mathbf{Z}_0(k, p) + \mathbf{Z}_1(k, p) + \mathbf{Z}_2(k, p)}{E - B_0 - B_1 - B_2 + \dots} \\
& + \mathcal{R}_0(k, p, E) + \mathcal{R}_1(k, p, E) + \mathcal{R}_2(k, p, E) + \dots,
\end{aligned} \tag{59}$$

as an expansion about the bound-state pole [26, 39]. There is a pole at the physical triton binding energy $E_{(3\text{H})} = B_0 + B_1 + B_2 + \dots$, with smooth residue c.c. space vector functions $\mathbf{Z}_n(k, p)$ and smooth remainder c.c. space vector functions $\mathbf{R}_n(k, p, E)$. Expanding this expression perturbatively gives at LO

$$\mathbf{t}_0(k, p, E) = \frac{\mathbf{Z}_0(k, p)}{E - B_0} + \mathbf{R}_0(k, p, E). \quad (60)$$

Now the power of this formalism becomes clear because from Eq. (54) it can clearly be seen that the pole contribution comes from the second term. The location of the pole is given by Eq. (40) and $\mathbf{Z}_0(k, p)$ is simply the residue about this pole, which is

$$\mathbf{Z}_0(k, k) = -\frac{\pi Z_{\text{LO}} [\mathcal{G}_{0,\psi \rightarrow Nt}(B_0, k)]^2}{\Sigma'_0(B_0)}. \quad (61)$$

At NLO the perturbative expansion of Eq. (59) gives

$$\mathbf{t}_1(k, p, E) = \frac{\mathbf{Z}_1(k, p)}{E - B_0} + B_1 \frac{\mathbf{Z}_0(k, p)}{(E - B_0)^2} + \mathbf{R}_1(k, p, E). \quad (62)$$

Comparing to Eq. (57) and using the expression for $\mathbf{Z}_0(k, k)$, the contributions from the first and second order pole can easily be extracted, giving the NLO correction to the bound-state energy

$$B_1 = -\frac{H_{\text{LO}}\Sigma_1(B_0) + H_{\text{NLO}}\Sigma_0(B_0)}{H_{\text{LO}}\Sigma'_0(B_0)}, \quad (63)$$

and the NLO residue function

$$\mathbf{Z}_1(k, k) = -\frac{\pi Z_{\text{LO}}\mathcal{G}_{0,\psi \rightarrow Nt}(B_0, k) [H_{\text{NLO}}\mathcal{G}_{0,\psi \rightarrow Nt}(B_0, k) + 2H_{\text{LO}}\mathcal{G}_{1,\psi \rightarrow Nt}(B_0, k)]}{H_{\text{LO}}\Sigma'_0(B_0)}. \quad (64)$$

The NNLO perturbative expansion of Eq. (59) gives

$$\mathbf{t}_2(k, p, E) = \frac{\mathbf{Z}_2(k, p)}{E - B_0} + B_2 \frac{\mathbf{Z}_0(k, p)}{(E - B_0)^2} + B_1 \frac{\mathbf{Z}_1(k, p)}{(E - B_0)^2} + B_1^2 \frac{\mathbf{Z}_0(k, p)}{(E - B_0)^3} + \mathbf{R}_2(k, p, E). \quad (65)$$

Since $\mathbf{Z}_1(k, k)$ and B_1 are known, their second order pole contribution can be subtracted from Eq. (58) leaving the contribution from B_2 , which is given by

$$B_2 = -\frac{H_{\text{LO}}\Sigma_2(B_0) + H_{\text{NLO}}\Sigma_1(B_0) + \left[H_{\text{NNLO}} + \frac{4}{3}(M_N B_0 + \gamma_t^2)\hat{H}_2 \right] \Sigma_0(B_0)}{H_{\text{LO}}\Sigma'_0(B_0)} \\ - B_1 \frac{H_{\text{LO}}\Sigma'_1(B_0) + H_{\text{NLO}}\Sigma'_0(B_0)}{H_{\text{LO}}\Sigma'_0(B_0)} - \frac{1}{2} B_1^2 \frac{\Sigma''_0(B_0)}{\Sigma'_0(B_0)}. \quad (66)$$

To fit \hat{H}_2 to the bound-state energy one adjusts \hat{H}_2 such that $E_{(3\text{H})} = B_0 + B_1 + B_2$. Note that if one sets B_1 and B_2 to zero then the constraints on the three-body forces are equivalent

to Eqs. (45) and (46) where the three-body forces were fit to the bound-state energy by fixing the pole position for the triton propagator. This formalism reproduces the results for three-body forces and doublet S -wave scattering amplitudes found in Ref. [23] up to numerical accuracy. But it is superior because it avoids iterative techniques for H_{LO} and numerical limiting procedures for \hat{H}_2 .

V. TRITON CHARGE FORM FACTOR

The LO triton charge form factor is given by the sum of diagrams in Fig. 16, where the wavy blue lines are minimally coupled \hat{A}_0 photons. The form factor calculation is performed in the Breit frame in which the photon imparts no energy to the triton but only momentum. In the Breit frame one chooses the initial (final) momentum of the triton to be $\vec{\mathbf{K}}$ ($\vec{\mathbf{P}}$). The momentum imparted by the photon is $\vec{\mathbf{Q}} = \vec{\mathbf{P}} - \vec{\mathbf{K}}$, and the form factor only depends on the value $\vec{\mathbf{Q}}^2$. Summing all three diagrams in the Breit frame gives

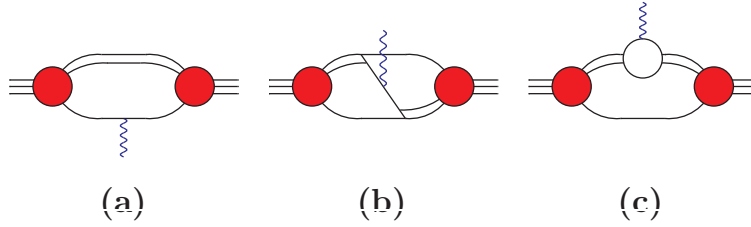


FIG. 16: Diagrams for the LO triton charge form factor. The wavy blue lines represent minimally coupled \hat{A}_0 photons.

$$Z_\psi^{\text{LO}} \sum_{j=a,b,c} \int \frac{d^4 k}{(2\pi)^4} \int \frac{d^4 p}{(2\pi)^4} \mathcal{G}_0^T(E, \vec{\mathbf{P}}, p_0, \vec{\mathbf{p}}) \chi_j(E, \vec{\mathbf{K}}, \vec{\mathbf{P}}, p_0, k_0, \vec{\mathbf{p}}, \vec{\mathbf{k}}) \mathcal{G}_0(E, \vec{\mathbf{K}}, k_0, \vec{\mathbf{k}}), \quad (67)$$

where $\mathcal{G}_0(E, \vec{\mathbf{K}}, k_0, \vec{\mathbf{k}})$ is the LO triton vertex function in a frame boosted by momentum $\vec{\mathbf{K}}$, and $E = B_0 + \frac{1}{6M_N} K^2$, with $B_0 = E_{(^3\text{H})}$, is the total energy of the triton in this frame. The functional forms of $\chi_j(E, \vec{\mathbf{K}}, \vec{\mathbf{P}}, p_0, k_0, \vec{\mathbf{p}}, \vec{\mathbf{k}})$ are listed in App. A. Choosing the four momentum of the dibaryon (nucleon) to be $[\frac{2}{3}E + k_0, \vec{\mathbf{k}} + \frac{2}{3}\vec{\mathbf{K}}]$ ($[\frac{1}{3}E - k_0, -\vec{\mathbf{k}} + \frac{1}{3}\vec{\mathbf{K}}]$) the triton vertex function in the boosted frame is related to the triton vertex function in the

c.m. frame via

$$\begin{aligned} \mathcal{G}_0(E, \vec{\mathbf{K}}, k_0, \vec{\mathbf{k}}) &= \tilde{\mathbf{B}}_0 \\ &+ \left[\mathbf{R}_0 \left(q, k, \frac{2}{3}B_0 + k_0 - \frac{\vec{\mathbf{K}} \cdot \vec{\mathbf{k}}}{3M_N} + \frac{\vec{\mathbf{k}}^2}{2M_N} \right) \mathbf{D}^{(0)} \left(B_0 - \frac{\vec{\mathbf{q}}^2}{2M_N}, \vec{\mathbf{q}} \right) \right] \otimes \mathcal{G}_0(B_0, q). \end{aligned} \quad (68)$$

For diagram (a), $\chi_a(\cdots)$ gives delta functions over momentum and energy that remove the integral over d^4p . Then integrating over the energy k_0 and using Eq. (68) the LO contribution from diagram (a) can be written as

$$F_0^{(a)}(Q^2) = Z_\psi^{\text{LO}} \left\{ \tilde{\mathcal{G}}_0^T(p) \otimes \mathcal{A}_0(p, k, Q) \otimes \tilde{\mathcal{G}}_0(k) + 2\tilde{\mathcal{G}}_0^T(p) \otimes \mathcal{A}_0(p, Q) + \mathcal{A}_0(Q) \right\}. \quad (69)$$

The subscript “0” in the functions $F_n(Q^2)$, $\mathcal{A}_n(\cdots)$, $\mathcal{A}_n(Q)$, and $\tilde{\mathcal{G}}_n(p)$ refer to LO. NLO and NNLO contributions will be denoted by a “1” and “2” subscript respectively. The function $\mathcal{A}_n(p, k, Q)$ is a matrix function in c.c. space, $\mathcal{A}_n(p, Q)$ a vector function in c.c. space, and $\mathcal{A}_n(Q)$ a scalar function. Further details of this calculation and the form of the functions $\mathcal{A}_n(\cdots)$ and $\mathcal{A}_n(Q)$ are given in App. A. The vector function $\tilde{\mathcal{G}}_n(p)$ in c.c. space is defined as

$$\tilde{\mathcal{G}}_n(p) = \mathbf{D}^{(0)} \left(B_0 - \frac{\vec{\mathbf{p}}^2}{2M_N}, \vec{\mathbf{p}} \right) \mathcal{G}_n(B_0, p). \quad (70)$$

Diagram (b) of Fig. 16 can be written as

$$F_0^{(b)}(Q^2) = Z_\psi^{\text{LO}} \tilde{\mathcal{G}}_0^T(p) \otimes \mathcal{B}_0(p, k, Q) \otimes \tilde{\mathcal{G}}_0(k), \quad (71)$$

where $\mathcal{B}_0(p, k, Q)$ is a matrix function in c.c. space given in the App. A. For diagram (c)

$$F_0^{(c)}(Q^2) = Z_\psi^{\text{LO}} \left\{ \tilde{\mathcal{G}}_0^T(p) \otimes \mathcal{C}_0(p, k, Q) \otimes \tilde{\mathcal{G}}_0(k) + \mathcal{C}_0(k, Q) \otimes \tilde{\mathcal{G}}_0(k) \right\}, \quad (72)$$

where $\mathcal{C}_0(p, k, Q)$ is a matrix function in c.c. space and $\mathcal{C}_0(k, Q)$ a vector function in c.c. space⁶. Summing the contribution from all diagrams the LO triton charge form factor is given by

$$F_0(Q^2) = F_0^{(a)}(Q^2) + F_0^{(b)}(Q^2) + F_0^{(c)}(Q^2). \quad (73)$$

In the limit $Q^2 \rightarrow 0$ $F_0(0) = 1$ up to numerical accuracy. It can be shown analytically that in the limit $Q^2 \rightarrow 0$ the renormalization condition given in Ref. [25] for the LO homogeneous

⁶ Note that in Ref. [32] only the first term for $F_0^{(c)}(Q^2)$ exists. This is due to the difference in LO three-body forces between these two calculations.

solution of the doublet S -wave channel is recovered from $F_0(0)$. This is shown in further detail in App. C.

The NLO correction to the triton charge form factor is given by the diagrams in Fig. 17. Diagrams (a) through (d) are added together while diagram (e) is subtracted to avoid double

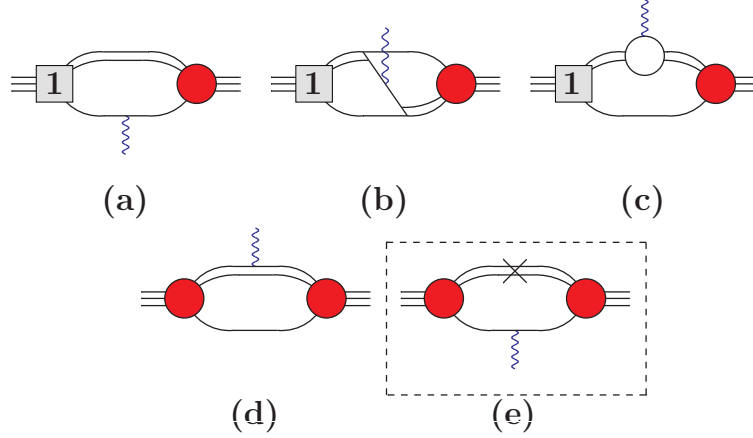


FIG. 17: Diagrams for the NLO correction to the triton charge form factor, where diagrams related by time reversal symmetry are not shown. The diagram in the dashed box is subtracted from the other diagrams to avoid double counting. The photon in diagram (d) is minimally coupled to the dibaryon.

counting from diagram (a) and its time reversed version. The photon in diagram (d) is minimally coupled via the dibaryon kinetic term. Diagrams related by time reversal symmetry are not shown in Fig. 17. The sum of diagrams (a)-(d) and subtraction of diagram (e) is given by

$$\begin{aligned}
Z_\psi^{\text{LO}} \sum_{j=a,b,c} \int \frac{d^4 k}{(2\pi)^4} \int \frac{d^4 p}{(2\pi)^4} \Big\{ & \mathcal{G}_1^T(E, \vec{P}, p_0, \vec{p}) \chi_j(E, \vec{K}, \vec{P}, p_0, k_0, \vec{p}, \vec{k}) \mathcal{G}_0(E, \vec{K}, k_0, \vec{k}) \\
& + \mathcal{G}_0^T(E, \vec{P}, p_0, \vec{p}) \chi_j(E, \vec{K}, \vec{P}, p_0, k_0, \vec{p}, \vec{k}) \mathcal{G}_1(E, \vec{K}, k_0, \vec{k}) \Big\} \\
+ Z_\psi^{\text{LO}} \sum_{d,-e} \int \frac{d^4 k}{(2\pi)^4} \int \frac{d^4 p}{(2\pi)^4} & \mathcal{G}_0^T(E, \vec{P}, p_0, \vec{p}) \chi_j(E, \vec{K}, \vec{P}, p_0, k_0, \vec{p}, \vec{k}) \mathcal{G}_0(E, \vec{K}, k_0, \vec{k}).
\end{aligned} \tag{74}$$

Functions $\chi_j(\cdots)$ for $j = a, b, c$ are the same as in the LO case. At NLO there are new functions $\chi_d(\cdots)$ and $\chi_e(\cdots)$. To obtain Eq. (74) the LO expression Eq. (67) is replaced by NLO corrections wherever possible. The NLO correction to the triton vertex function in a boosted frame is related to the NLO correction to the triton vertex function in the

c.m. frame by

$$\begin{aligned} \mathcal{G}_1(E, \vec{\mathbf{K}}, k_0, \vec{\mathbf{k}}) &= \mathcal{G}_0(E, \vec{\mathbf{K}}, k_0, \vec{\mathbf{k}}) \circ \mathbf{R}_1 \left(\frac{2}{3}E + k_0, \vec{\mathbf{k}} + \frac{2}{3}\vec{\mathbf{K}} \right) \\ &+ \left[\mathbf{R}_0 \left(q, k, \frac{2}{3}B_0 + k_0 - \frac{\vec{\mathbf{K}} \cdot \vec{\mathbf{k}}}{3M_N} + \frac{\vec{\mathbf{k}}^2}{2M_N} \right) \mathbf{D}^{(0)} \left(B_0 - \frac{\vec{\mathbf{q}}^2}{2M_N}, \vec{\mathbf{q}} \right) \right] \otimes \mathcal{G}_1(B_0, q). \end{aligned} \quad (75)$$

Using Eq. (68) the NLO correction to the triton vertex function in a boosted frame can be written entirely in terms of c.m. quantities. The NLO contribution from diagram (a) minus diagram (e) is given by

$$\begin{aligned} F_1^{(a)}(Q^2) &= Z_\psi^{\text{LO}} \left\{ \tilde{\mathcal{G}}_0^T(p) \otimes \mathcal{A}_1(p, k, Q) \otimes \tilde{\mathcal{G}}_0(k) + 2\tilde{\mathcal{G}}_1^T(p) \otimes \mathcal{A}_0(p, k, Q) \otimes \tilde{\mathcal{G}}_0(k) \right. \\ &\quad \left. + 2\tilde{\mathcal{G}}_0^T(p) \otimes \mathcal{A}_1(p, Q) + 2\tilde{\mathcal{G}}_1^T(p) \otimes \mathcal{A}_0(p, Q) + \mathcal{A}_1(Q) \right\}. \end{aligned} \quad (76)$$

To obtain this NLO expression one replaces all LO terms in Eq. (69) by their NLO counterparts. The functions $\mathcal{A}_1(\dots)$ and $\mathcal{A}_1(Q)$ only differ from $\mathcal{A}_0(\dots)$ and $\mathcal{A}_0(Q)$ by the replacement of a LO dibaryon propagator by a NLO correction to the dibaryon propagator. Again further details and their functional forms can be seen in App. A. The NLO contribution from diagram (b) is given by

$$F_1^{(b)}(Q^2) = Z_\psi^{\text{LO}} \left\{ 2\tilde{\mathcal{G}}_1^T(p) \otimes \mathcal{B}_0(p, k, Q) \otimes \tilde{\mathcal{G}}_0(k) \right\}, \quad (77)$$

for diagram (c) by

$$\begin{aligned} F_1^{(c)}(Q^2) &= Z_\psi^{\text{LO}} \left\{ \tilde{\mathcal{G}}_0^T(p) \otimes \mathcal{C}_1(p, k, Q) \otimes \tilde{\mathcal{G}}_0(k) + \tilde{\mathcal{G}}_1^T(p) \otimes \mathcal{C}_0(p, k, Q) \otimes \tilde{\mathcal{G}}_0(k) \right. \\ &\quad \left. + \tilde{\mathcal{G}}_0^T(p) \otimes \mathcal{C}_0(p, k, Q) \otimes \tilde{\mathcal{G}}_1(k) + \mathcal{C}_1(k, Q) \otimes \tilde{\mathcal{G}}_0(k) + \mathcal{C}_0(k, Q) \otimes \tilde{\mathcal{G}}_1(k) \right\}. \end{aligned} \quad (78)$$

and finally diagram (d) by

$$F_1^{(d)}(Q^2) = Z_\psi^{\text{LO}} \left\{ \tilde{\mathcal{G}}_0^T(p) \otimes \mathfrak{D}_1(p, k, Q) \otimes \tilde{\mathcal{G}}_0(k) + \mathfrak{D}_1(k, Q) \otimes \tilde{\mathcal{G}}_0(k) \right\}. \quad (79)$$

The function $\mathfrak{D}_n(p, k, Q)$ is a matrix function in c.c. space and $\mathfrak{D}_n(k, Q)$ a vector function in c.c. space. For the functions $\mathfrak{D}_n(\dots)$ $n = 0$ does not occur; its first contribution is at NLO. The functions $\mathcal{B}_1(p, k, Q)$ and $\mathcal{B}_2(p, k, Q)$ also do not exist. Summing all of the NLO contributions, replacing $\omega_{t0}^{(0)}$ and $\omega_{s0}^{(0)}$ by $\omega_{t0}^{(1)}$ and $\omega_{s0}^{(1)}$ in the LO contributions, and multiplying the LO contribution by the NLO triton wavefunction renormalization gives

$$F_1(Q^2) = \left(F_1^{(a)}(Q^2) + F_1^{(b)}(Q^2) + F_1^{(c)}(Q^2) + F_1^{(d)}(Q^2) \right) - \frac{\Sigma'_1}{\Sigma'_0} F_0(Q^2), \quad (80)$$

for the NLO correction to the triton charge form factor. In the limit $Q^2 \rightarrow 0$ $F_1(0) = 0$ up to numerical accuracy.

The NNLO correction to the triton charge form factor is given by the diagrams in Fig. 18. Diagrams of type (a) through (d) are added while diagrams (e) and (f) are subtracted to avoid double counting from (a) type diagrams and their time reversed versions. Again diagrams related by time reversal symmetry are not shown. Diagram (g) comes from gauging the kinetic term of the triton field. Analogously to the NLO case the sum of diagrams (a)

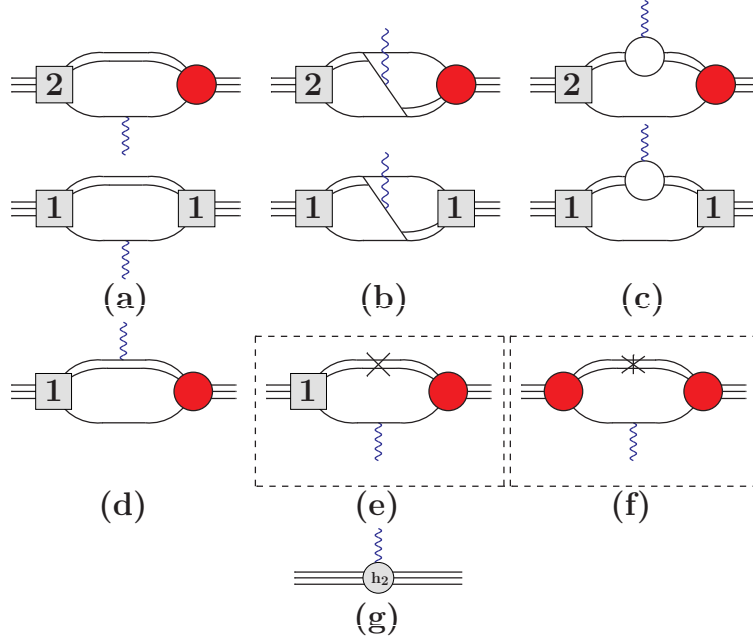


FIG. 18: Diagrams for the NNLO correction to the triton charge form factor, where diagrams related by time reversal symmetry are not shown. The diagrams in the dashed boxes are subtracted from the other diagrams to avoid double counting.

through (d) and subtraction of diagram (e) and (f) at NNLO is given by

$$\begin{aligned}
Z_\psi^{\text{LO}} \sum_{j=a,b,c} \int \frac{d^4 k}{(2\pi)^4} \int \frac{d^4 p}{(2\pi)^4} \Big\{ & \mathcal{G}_2^T(E, \vec{P}, p_0, \vec{p}) \chi_j(E, \vec{K}, \vec{P}, p_0, k_0, \vec{p}, \vec{k}) \mathcal{G}_0(E, \vec{K}, k_0, \vec{k}) \\
& + \mathcal{G}_0^T(E, \vec{P}, p_0, \vec{p}) \chi_j(E, \vec{K}, \vec{P}, p_0, k_0, \vec{p}, \vec{k}) \mathcal{G}_2(E, \vec{K}, k_0, \vec{k}) \\
& + \mathcal{G}_1^T(E, \vec{P}, p_0, \vec{p}) \chi_j(E, \vec{K}, \vec{P}, p_0, k_0, \vec{p}, \vec{k}) \mathcal{G}_1(E, \vec{K}, k_0, \vec{k}) \Big\} \\
+ Z_\psi^{\text{LO}} \sum_{j=d,-e} \int \frac{d^4 k}{(2\pi)^4} \int \frac{d^4 p}{(2\pi)^4} \Big\{ & \mathcal{G}_1^T(E, \vec{P}, p_0, \vec{p}) \chi_j(E, \vec{K}, \vec{P}, p_0, k_0, \vec{p}, \vec{k}) \mathcal{G}_0(E, \vec{K}, k_0, \vec{k}) \\
& + \mathcal{G}_0^T(E, \vec{P}, p_0, \vec{p}) \chi_j(E, \vec{K}, \vec{P}, p_0, k_0, \vec{p}, \vec{k}) \mathcal{G}_1(E, \vec{K}, k_0, \vec{k}) \Big\} \\
+ Z_\psi^{\text{LO}} \sum_{j=-f} \int \frac{d^4 k}{(2\pi)^4} \int \frac{d^4 p}{(2\pi)^4} & \mathcal{G}_0^T(E, \vec{P}, p_0, \vec{p}) \chi_j(E, \vec{K}, \vec{P}, p_0, k_0, \vec{p}, \vec{k}) \mathcal{G}_0(E, \vec{K}, k_0, \vec{k}).
\end{aligned} \tag{81}$$

The NNLO correction to the triton vertex function in a boosted frame is related to the NNLO correction to the triton vertex function in the c.m. frame via

$$\begin{aligned}
\mathcal{G}_2(E, \vec{K}, k_0, \vec{k}) = & \left[\mathcal{G}_1(E, \vec{K}, k_0, \vec{k}) - \mathbf{c}_1 \circ \mathcal{G}_0(E, \vec{K}, k_0, \vec{k}) \right] \circ \mathbf{R}_1 \left(\frac{2}{3}E + k_0, \vec{k} + \frac{2}{3}\vec{K} \right) \\
& + \left[\mathbf{R}_0 \left(q, k, \frac{2}{3}B_0 + k_0 - \frac{\vec{K} \cdot \vec{k}}{3M_N} + \frac{\vec{k}^2}{2M_N} \right) \mathbf{D}^{(0)} \left(B_0 - \frac{\vec{q}^2}{2M_N}, \vec{q} \right) \right] \otimes \mathcal{G}_2(B_0, q).
\end{aligned} \tag{82}$$

Using Eqs. (68) and (75) the NNLO correction to the triton vertex function in a boosted frame can be written in terms of c.m. quantities. The sum of type (a) diagrams minus diagrams (e) and (f) gives

$$\begin{aligned}
F_2^{(a)}(Q^2) = Z_\psi^{\text{LO}} \Big\{ & \tilde{\mathcal{G}}_0^T(p) \otimes \mathcal{A}_2(p, k, Q) \otimes \tilde{\mathcal{G}}_0(k) + 2\tilde{\mathcal{G}}_1^T(p) \otimes \mathcal{A}_1(p, k, Q) \otimes \tilde{\mathcal{G}}_0(k) \\
& + 2\tilde{\mathcal{G}}_2^T(p) \otimes \mathcal{A}_0(p, k, Q) \otimes \tilde{\mathcal{G}}_0(k) + \tilde{\mathcal{G}}_1^T(p) \otimes \mathcal{A}_0(p, k, Q) \otimes \tilde{\mathcal{G}}_1(k) \\
& + 2\tilde{\mathcal{G}}_0^T(p) \otimes \mathcal{A}_2(p, Q) + 2\tilde{\mathcal{G}}_1^T(p) \otimes \mathcal{A}_1(p, Q) + 2\tilde{\mathcal{G}}_2^T(p) \otimes \mathcal{A}_0(p, Q) + \mathcal{A}_2(Q) \Big\}.
\end{aligned} \tag{83}$$

As in the NLO case all functions in Eq. (69) are replaced by their NNLO counterparts. In addition terms where two expressions are replaced by their NLO counterparts are included. The functions $\mathcal{A}_2(\dots)$ and $\mathcal{A}_2(Q)$ are the same as $\mathcal{A}_0(\dots)$ and $\mathcal{A}_0(Q)$ respectively except with LO dibaryon propagators replaced by the NNLO correction to the dibaryon propagators. Diagrams of type (b) give the contribution

$$F_2^{(b)}(Q^2) = Z_\psi^{\text{LO}} \Big\{ 2\tilde{\mathcal{G}}_2^T(p) \otimes \mathcal{B}_0(p, k, Q) \otimes \tilde{\mathcal{G}}_0(k) + \tilde{\mathcal{G}}_1^T(p) \otimes \mathcal{B}_0(p, k, Q) \otimes \tilde{\mathcal{G}}_1(k) \Big\}, \tag{84}$$

diagrams of type (c) give

$$F_2^{(c)}(Q^2) = Z_\psi^{\text{LO}} \left\{ \tilde{\mathcal{G}}_0^T(p) \otimes \mathcal{C}_2(p, k, Q) \otimes \tilde{\mathcal{G}}_0(k) + 2\tilde{\mathcal{G}}_1^T(p) \otimes \mathcal{C}_1(p, k, Q) \otimes \tilde{\mathcal{G}}_0(k) \right. \\ \left. + 2\tilde{\mathcal{G}}_2^T(p) \otimes \mathcal{C}_0(p, k, Q) \otimes \tilde{\mathcal{G}}_0(k) + \tilde{\mathcal{G}}_1^T(p) \otimes \mathcal{C}_0(p, k, Q) \otimes \tilde{\mathcal{G}}_1(k) \right. \\ \left. + \mathcal{C}_2(k, Q) \otimes \tilde{\mathcal{G}}_0(k) + \mathcal{C}_1(k, Q) \otimes \tilde{\mathcal{G}}_1(k) + \mathcal{C}_0(k, Q) \otimes \tilde{\mathcal{G}}_2(k) \right\}, \quad (85)$$

and diagram (d) gives

$$F_2^{(d)}(Q^2) = Z_\psi^{\text{LO}} \left\{ \tilde{\mathcal{G}}_0^T(p) \otimes \mathfrak{D}_2(p, k, Q) \otimes \tilde{\mathcal{G}}_0(k) + 2\tilde{\mathcal{G}}_1^T(p) \otimes \mathfrak{D}_1(p, k, Q) \otimes \tilde{\mathcal{G}}_0(k) \right. \\ \left. + \mathfrak{D}_2(k, Q) \otimes \tilde{\mathcal{G}}_0(k) + \mathfrak{D}_1(k, Q) \otimes \tilde{\mathcal{G}}_1(k) \right\}. \quad (86)$$

Finally, the contribution from diagram (g) is given by the constant term

$$\frac{4}{3} M_N \hat{H}_2 \frac{\Sigma_0^2}{\Sigma'_0} \quad (87)$$

Summing all of the NNLO corrections to the triton charge form factor, replacing $\omega_{t0}^{(0)}$ and $\omega_{s0}^{(0)}$ by $\omega_{t0}^{(2)}$ and $\omega_{s0}^{(2)}$ and two factors of $\omega_{t0}^{(1)}$ and $\omega_{s0}^{(1)}$ in the LO contributions, replacing $\omega_{t0}^{(0)}$ and $\omega_{s0}^{(0)}$ by $\omega_{t0}^{(1)}$ and $\omega_{s0}^{(1)}$ in the NLO contributions, multiplying the NLO correction by the NLO triton wavefunction renormalization, and multiplying the LO term by the NNLO triton wavefunction renormalization yields the NNLO triton charge form factor

$$F_2(Q^2) = \left(F_2^{(a)}(Q^2) + F_2^{(b)}(Q^2) + F_2^{(c)}(Q^2) + F_2^{(d)}(Q^2) \right) \\ - \frac{\Sigma'_1}{\Sigma'_0} \left(F_1^{(a)}(Q^2) + F_1^{(b)}(Q^2) + F_1^{(c)}(Q^2) + F_1^{(d)}(Q^2) \right) \\ + \left[\left(\frac{\Sigma'_1}{\Sigma'_0} \right)^2 - \frac{\Sigma'_2}{\Sigma'_0} - \frac{4}{3} M_N \hat{H}_2 \frac{\Sigma_0^2}{\Sigma'_0} \right] F_0(Q^2) + \frac{4}{3} M_N \hat{H}_2 \frac{\Sigma_0^2}{\Sigma'_0} \quad (88)$$

In the limit $Q^2 \rightarrow 0$ it should hold that $F_2(0) = 0$. However, it is found that $F_2(0) \sim 10^{-8}$, which is only one order of magnitude smaller than the deviation of the LO value of the triton charge form factor from the value $F_0(0) = 1$ for $Q^2 \sim 0.1 \text{ MeV}^2$. This is due to the fact that this quantity is very fine tuned with respect to the three-body force H_{NNLO} : taking H_{NNLO} fit to the triton binding energy and varying it by one part in 10^{12} it is found that $F_2(0) \sim 10^{-15}$. Despite the value of $F_2(0)$ being highly fine tuned with respect to H_{NNLO} no such level of fine tuning is seen for the NNLO correction to the triton point charge radius. In other words the slope of the NNLO correction to the triton charge form factor with respect to Q^2 is not fine tuned with respect to H_{NNLO} , but the y-intercept is.

VI. TRITON POINT CHARGE RADIUS AND RESULTS

The triton charge form factor can be expanded in powers of Q^2 yielding

$$F(Q^2) = 1 - \frac{\langle r_{3H}^2 \rangle}{6} Q^2 + \dots, \quad (89)$$

where $\delta r_C = \sqrt{\langle r_{3H}^2 \rangle}$ is the triton point charge radius. At LO the triton charge form factor is given by

$$F_0(Q^2) = 1 - \frac{\langle r_{3H}^2 \rangle_0}{6} Q^2 + \dots, \quad (90)$$

where $\langle r_{3H}^2 \rangle_0$ is the LO contribution to $(\delta r_C)^2$. The NLO correction to the triton charge form factor is given by

$$F_1(Q^2) = -\frac{\langle r_{3H}^2 \rangle_1}{6} Q^2 + \dots, \quad (91)$$

and the NNLO correction by

$$F_2(Q^2) = -\frac{\langle r_{3H}^2 \rangle_2}{6} Q^2 + \dots. \quad (92)$$

$\langle r_{3H}^2 \rangle_1$ is the NLO correction to δr_C^2 and $\langle r_{3H}^2 \rangle_2$ is the NNLO correction to δr_C^2 , and the square of the triton point charge radius to NNLO is simply given by

$$\langle \delta r_C^2 \rangle = \langle r_{3H}^2 \rangle_0 + \langle r_{3H}^2 \rangle_1 + \langle r_{3H}^2 \rangle_2 + \dots. \quad (93)$$

Taking the square root of this expression and expanding perturbatively the triton point charge radius δr_C up to NNLO is given by

$$\delta r_c = \sqrt{\langle r_{3H}^2 \rangle_0} \left(\underbrace{1}_{\text{LO}} + \underbrace{\frac{1}{2} \frac{\langle r_{3H}^2 \rangle_1}{\langle r_{3H}^2 \rangle_0}}_{\text{NLO}} + \underbrace{\frac{1}{2} \frac{\langle r_{3H}^2 \rangle_2}{\langle r_{3H}^2 \rangle_0} - \frac{1}{8} \left(\frac{\langle r_{3H}^2 \rangle_1}{\langle r_{3H}^2 \rangle_0} \right)^2}_{\text{NNLO}} + \dots \right). \quad (94)$$

In order to calculate the point charge radius at each order the charge form factor can be calculated for low values of Q^2 and a linear fit with respect to Q^2 then performed to extract the point charge radius. This procedure works well at LO, however, for higher cutoffs at NLO and NNLO this approach quickly runs into numerical issues and the point charge radius cannot be reliably extracted. In order to circumvent this one expands the functions $\mathcal{A}_n(\dots)$, $\mathcal{A}_n(Q)$, $\mathcal{B}_0(\dots)$, $\mathcal{C}_n(\dots)$, and $\mathcal{D}_n(\dots)$ in powers of Q^2 and extracts their Q^2 pieces allowing for a direct calculation of the point charge radius contributions. The Q^2 parts of these

functions can be simplified further by analytical integrations of angular integrals, thereby reducing potential numerical issues and speeding up calculations. The Q^2 parts of these functions are given in App. B.

The triton charge radius r_C is related to the triton point charge radius δr_C by

$$\langle \delta r_C^2 \rangle = \langle r_C^2 \rangle - \langle r_p^2 \rangle - 2 \langle r_n^2 \rangle, \quad (95)$$

where $r_p = 0.8783 \pm 0.0086$ fm [1] is the proton charge radius, $r_n^2 = -0.1149 \pm 0.0027$ fm² [1] is the neutron charge radius squared, and $r_C = 1.7591 \pm 0.0363$ fm is the triton charge radius [1]. From this experimental data a triton point charge radius of $\delta r_c = 1.5978 \pm 0.040$ fm is extracted.

The cutoff dependence of the LO, NLO, and NNLO triton point charge radius is given in Fig. 19. Small values of the cutoff should be ignored since they are sensitive to shifts in the

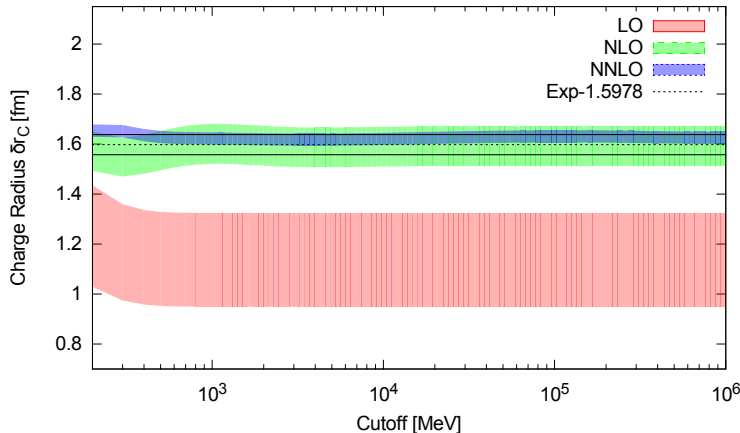


FIG. 19: Cutoff dependence of the LO, NLO, and NNLO predictions for the triton point charge radius. The pink band is a 15% error estimate for the LO triton point charge radius, the green band is a 5% error estimate for the NLO triton point charge radius, and the blue band is a 1.5% error estimate for the NNLO triton point charge radius. The dotted line is the value extracted from experiment, 1.5978 ± 0.040 fm [1], and the black lines its error.

momentum in integrals from the finite cutoff regularization. However, for sufficiently large cutoffs all terms that go like $1/\Lambda^n$ are suppressed and all integrals are effectively invariant under a shift in momentum. In Fig. 19 the LO pink band corresponds to a 15% error about the LO point charge radius prediction, the NLO green band corresponds to a 5% error about the NLO point charge radius prediction, and the NNLO blue band to a 1.5% error about the

NNLO point charge radius prediction.⁷ The LO and NLO bands converge as a function of cutoff, while the NNLO band has a very slight cutoff variation. The LO triton point charge radius converges to a value of 1.14 fm and the NLO value to 1.59 fm. In the region of cutoffs from 1000 to 10^6 MeV the NNLO point charge radius varies from 1.62 fm to 1.63 fm. The NLO (NNLO) value is within 5% (1.5%) of the experimental number for the triton point charge radius of 1.5978 ± 0.040 fm [1]. From LO to NLO a large change is seen in the point charge radius. This large change from LO to NLO is typical in the Z -parametrization where fixing the residue about the poles of the deuteron and 1S_0 virtual bound state makes a large correction from LO to NLO. Further examples of this behavior can be seen in Ref. [36] for the np phase shift in the 3S_1 channel.

The LO prediction for the triton point charge radius is more than 15% away from the experimental error bars. However, calculating the LO triton point charge radius in the unitary limit yields the numerical result $M_N E_{3H} \langle r_{3H}^2 \rangle_0 = (1 + s_0^2)/9 \approx 0.224$, which is in agreement with analytical techniques found in Ref. [3].⁸ This gives further confidence that the LO result, despite perhaps seeming too small, is indeed correct. At NNLO a point charge radius of 1.62 ± 0.03 fm is predicted, which agrees with the experimental extraction within errors, where the error comes from a 1.5% error estimate from EFT(π) and also a 1% error from cutoff variation. It is still an open question whether the NNLO result is strictly converging as $\Lambda \rightarrow \infty$. In order to address this issue either a detailed asymptotic analysis must be carried out or a calculation to cutoffs large enough where signs of convergence or lack thereof can be clearly seen. However, the NNLO calculation suffers from numerical noise at large cutoffs ($\Lambda > 10^6$ MeV) and new numerical techniques would be needed to deal with the fine tuning of three-body forces at large cutoffs. Dealing with this fine tuning could also allow reliable calculations of the triton charge form factor and not just the triton point charge radius to higher cutoffs at NNLO. Finally, a previous EFT(π) calculation using wavefunction methods obtained a LO prediction of 2.1 ± 0.6 fm for the triton point charge radius [43], and a coordinate space technique obtained the NLO EFT(π) prediction of 1.6 ± 0.2 fm [44].

⁷ The usual EFT(π) error is 30%, 10%, and 3% for LO, NLO, and NNLO respectively. Taking the square root to get the charge radius divides this percent error in half.

⁸ The number $s_0 = 1.00624\dots$ is a universal number coming from the solution of the asymptotic form of the triton vertex function[41? , 42]. Ref. [3] actually calculates the point matter radius in the unitary and equal mass limit, but this is equivalent to the point charge radius in this limit.

Note, all of these techniques should find $M_N E_{3\text{H}} \langle r_{3\text{H}}^2 \rangle_0 = (1 + s_0^2)/9 \approx 0.224$ in the unitary and equal mass limit.

The point charge radius of the triton was obtained using Eq. (95) and the charge radius of the proton from electron scattering. However, spectroscopy from muonic hydrogen finds a proton charge radius of 0.84087(39) fm [45], which is about seven standard deviations away from the averaged results of electron scattering and electronic hydrogen spectroscopy [46]. This discrepancy is known as the “proton radius puzzle”. An extensive review can be found in Ref. [47] and an overview of certain current and ongoing experimental efforts in Ref. [48]. Possible solutions lie in the way that functions are fit to electron scattering data to extract the charge radius [49]. However, this would not explain the discrepancy between muonic hydrogen and electronic hydrogen spectroscopy data. Both experimental [50–52] and theoretical [53] efforts are being carried out to reexamine the electronic hydrogen spectroscopy results. Other possible theoretical explanations include using new muonic forces [54–56] and new proton structures [57–62]. Using the value for the proton charge radius from muonic hydrogen gives a triton point charge radius of 1.6178 ± 0.040 fm. The approximate 1% difference between the experimental triton point charge radius from muonic hydrogen and electron scattering would require a N³LO calculation in EFT($\not{\pi}$) to distinguish them. Note a N³LO calculation does not give direct information about the fundamental interactions giving rise to the proton structure in the triton, but only to correlations within and between the triton and deuteron structures.

A comparison of various calculations of the triton point charge radius is shown in Table I. The results of Ref. [63] use the Lanczos sum rule and the effective interaction hyperspherical harmonics method with the two-body Argonne-v18 (AV18) [64] and three-body Urbana IX (UIX) [65] (AV18/UIX) potential to obtain a triton point charge radius of 1.593 fm and using a two- [66] and three-body [67] χ EFT potential they find a triton point charge radius of 1.617 fm. Ref. [68] uses the AV18/UIX potential with the hyperspherical harmonics (HH) method to get a triton point charge radius of 1.582 fm. Using Green’s function Monte Carlo (GFMC) with the AV18 and three-body Illinois 7 (IL7) [69] potential (AV18/IL7) a triton point charge radius of 1.58 fm is found [70]. χ EFT predicts a triton point charge radius of 1.594(8), where the error comes from looking at the cutoff dependence of the triton point charge radius [35]. The NNLO results of this work and other lower-order EFT($\not{\pi}$) calculations are displayed as well. Also shown in Table I are predictions for the triton

Method	$B_{3\text{H}}$ [MeV]	δr_C [fm]
AV18/UIX [63]	8.473	1.593
χEFT [63]	8.478	1.617
AV18/UIX HH [68]	8.479	1.582
AV18/IL7 GFMC[70]	8.50(1)	1.58
χEFT N3LO/N2LO [35]	–	1.594(8)
EFT($\not{\pi}$) (LO) [43]	–	2.1(6)
EFT($\not{\pi}$) (NLO) [44]	–	1.6(2)
EFT($\not{\pi}$) (NNLO)	–	1.62(3)
Experiment:	8.4818	
Experiment: e^-		1.5978(40) [1]
Experiment: μ^-		1.6178(40) [1, 45]

TABLE I: Different theoretical predictions for the triton point charge radius and the triton binding energy. All EFT calculations fit to the experimental triton binding energy, with the exception of the χEFT calculation of Ref. [63]. The error for the triton binding energy for the GFMC results comes from statistical errors in Monte Carlo calculations. All other errors are estimates from EFT or experimental errors. The error for the χEFT value of δr_C comes from varying the cutoff of the calculation [35]. Experimental numbers for the triton point charge radius are given using both the proton charge radius from electron scattering data and muonic hydrogen data.

binding energy. For EFT predictions the triton binding energy is fit to and therefore not shown⁹. Most techniques predict the triton binding energy reasonably well, but the GFMC seems to slightly overpredict it, and its error comes from Monte Carlo statistics. All PMCs seem to predict roughly the same triton point charge radius, with the exception of the χEFT result from Ref. [63], which favors the triton point charge radius using the proton charge radius from muonic hydrogen. None of the PMC values have any error estimates. The EFT($\not{\pi}$) predictions agree with the triton point charge radius within their respective errors. χEFT seems to agree quite well with experiment and also has a small error. However, estimating the error with cutoff variation should be done with caution [71].

⁹ The three-body terms using the χEFT potential in Ref. [63] are clearly not fit exactly to the triton binding energy. For further details of how their three-body parameters are chosen consult Ref. [67]

VII. CONCLUSIONS

Building upon the work of Hagen *et al.* [32] I have introduced a technique to treat perturbative corrections to bound-state calculations for EFTs of short range interactions. This work focused on the use of these techniques in EFT(π), but they are equally useful for halo EFT or cold atom systems. In addition, this new technique leads to numerical simplifications in calculating nd scattering amplitudes and the LO three-body force in the doublet S -wave channel. It also allows the NNLO energy dependent three-body force to be fixed to the triton bound-state energy without the need for a limiting procedure [33].

Using this new technique the triton point charge radius was calculated to NNLO in EFT(π), giving a LO value of 1.14 ± 0.19 fm, a NLO value of 1.59 ± 0.08 fm, and a NNLO value of 1.62 ± 0.03 fm. The LO value disagrees with the experimental extraction of 1.5978 ± 0.040 fm [1] by about 40%, which is more than the LO estimated EFT(π) error of 15%. However, it was found at LO that it agrees with analytical calculations in the unitary and equal mass limit [3]. At NLO the value of 1.59 ± 0.08 fm agrees with the experimental extraction within the expected 5% error. The error for the NNLO value comes from the expected 1.5% error at NNLO in EFT(π) and from the slight cutoff variation of the calculation. Within these errors the NNLO prediction of 1.62 ± 0.03 fm agrees with the experimental extraction. Future work should address the cutoff variation at NNLO, and see if the results actually converge as a function of cutoff. In addition future work should carry out a more rigorous error analysis by means of Bayesian statistics [72].

Fitting the three-body force to the triton binding energy in the unitary limit the triton point charge radius is 1.05 fm. Including the proper NN scattering lengths gives the LO value 1.14 fm, and including range corrections up to NNLO gives the value 1.62 ± 0.03 fm. Thus range corrections give significant contributions to the triton point charge radius with respect to the unitary limit. Despite this, a controlled expansion in terms of a finite number of parameters from the unitary limit is observed, and therefore the triton can be thought of as being in the so called “Efimov window” [73].

Future work will also consider the ^3He point charge radius, which in the absence of Coulomb is the isospin mirror of the current calculation presented here. Coulomb effects can be included in this formalism straightforwardly either perturbatively or nonperturbatively. For a description of ^3He it should be sufficient to treat Coulomb fully perturbatively [31].

In addition future work will consider the magnetic moments of the triton and ${}^3\text{He}$ as well as their magnetic radii. The magnetic radii are of interest because they will be measured to greater precision in upcoming experiments using spectroscopy of $\mu^3\text{He}^+$ [74]. EFT(π) offers a way to make precision calculations for these observables in a controlled expansion matched on to low energy nuclear observables.

Acknowledgments

I would like to thank Roxanne Springer, Thomas Mehen, Daniel Phillips, Hans-Werner Hammer, Bijaya Acharya, and Chen Ji for useful discussions during the course of this work. In addition I would also like to thank the ExtreMe Matter Institute EMMI at the GSI Helmholtz Centre for Heavy Ion Research and the Institute for Nuclear Theory INT program 16-01: “Nuclear Physics from Lattice QCD” for support during the completion of this work. This material is based upon work supported by the U.S. Department of Energy, Office of Science, Office of Nuclear Physics, under Award Number DE-FG02-05ER41368 and Award Number DE-FG02-93ER40756

Appendix A:

The function $(\chi_a^{ji}(\dots))^{\mu\alpha}_{\nu\beta}$ is given by

$$\begin{aligned} \left(\chi_a^{ji}(E, \vec{\mathbf{K}}, \vec{\mathbf{P}}, p_0, k_0, \vec{\mathbf{p}}, \vec{\mathbf{k}})\right)^{\mu\alpha}_{\nu\beta} &= ie(2\pi)^4 \delta(k_0 - p_0) \delta^{(3)}\left(\vec{\mathbf{k}} - \vec{\mathbf{p}} - \frac{2}{3}\vec{\mathbf{Q}}\right) \\ &\times i\mathbf{D}^{(0)}\left(\frac{2}{3}E + k_0, \vec{\mathbf{k}} + \frac{2}{3}\vec{\mathbf{K}}\right) \frac{i}{\frac{1}{3}E - k_0 - \frac{(\vec{\mathbf{k}} - \frac{1}{3}\vec{\mathbf{K}})^2}{2M_N} + i\epsilon} \\ &\times \frac{i}{\frac{1}{3}E - k_0 - \frac{(\vec{\mathbf{k}} - \frac{2}{3}\vec{\mathbf{Q}} - \frac{1}{3}\vec{\mathbf{P}})^2}{2M_N} + i\epsilon} \left(\frac{1 + \tau_3}{2}\right)^\mu_\nu \delta^\alpha_\beta \delta^{ij}, \end{aligned} \quad (\text{A1})$$

where α (β) is the initial (final) nucleon spin, μ (ν) the initial (final) nucleon isospin, and i (j) the initial (final) dibaryon polarization. Using the projection operators as defined in Ref. [22] to project the c.c. space spin-isospin operator into the doublet S -wave channel yields

$$\frac{1}{3} \begin{pmatrix} \sigma_j & 0 \\ 0 & \tau_B \end{pmatrix} \begin{pmatrix} \left(\frac{1+\tau_3}{2}\right) \delta_{ij} & 0 \\ 0 & \left(\frac{1+\tau_3}{2}\right) \delta_{AB} \end{pmatrix} \begin{pmatrix} \sigma_i & 0 \\ 0 & \tau_A \end{pmatrix} = \begin{pmatrix} 0 & 0 \\ 0 & \frac{2}{3} \end{pmatrix}. \quad (\text{A2})$$

Thus the function $\chi_a(\cdots)$ is a matrix in c.c. space given by

$$\begin{aligned} \chi_a(E, \vec{\mathbf{K}}, \vec{\mathbf{P}}, p_0, k_0, \vec{\mathbf{p}}, \vec{\mathbf{k}}) &= ie(2\pi)^4 \delta(k_0 - p_0) \delta^{(3)}\left(\vec{\mathbf{k}} - \vec{\mathbf{p}} - \frac{2}{3}\vec{\mathbf{Q}}\right) \\ &\times i\mathbf{D}^{(0)}\left(\frac{2}{3}E + k_0, \vec{\mathbf{k}} + \frac{2}{3}\vec{\mathbf{K}}\right) \frac{i}{\frac{1}{3}E - k_0 - \frac{(\vec{\mathbf{k}} - \frac{1}{3}\vec{\mathbf{K}})^2}{2M_N} + i\epsilon} \\ &\times \frac{i}{\frac{1}{3}E - k_0 - \frac{(\vec{\mathbf{k}} - \frac{2}{3}\vec{\mathbf{Q}} - \frac{1}{3}\vec{\mathbf{P}})^2}{2M_N} + i\epsilon} \begin{pmatrix} 0 & 0 \\ 0 & \frac{2}{3} \end{pmatrix}. \end{aligned} \quad (\text{A3})$$

Plugging $\chi_a(\cdots)$ into Eq. (67) the integration over d^4p is removed by the delta functions. Integrating over the energy pole the integration over dk_0 leaves only a d^3k integration. Next Eq. (68) is used to rewrite the triton vertex function in the boosted frame in terms of the triton vertex function in the c.m. frame. The momentum $\vec{\mathbf{k}}$ from Eq. (67) and momentum $\vec{\mathbf{q}}$ from Eq. (68) are interchanged, and then $\vec{\mathbf{q}} \rightarrow \vec{\mathbf{q}} + \frac{1}{3}\vec{\mathbf{Q}}$. This shift makes the time reversal symmetry of the expressions manifest. Finally, integrating over the azimuthal angle of $\vec{\mathbf{q}}$ leaves a double integral for the analytical forms of the functions $\mathcal{A}_n(\cdots)$ and $\mathcal{A}_n(Q)$ which are given by¹⁰

$$\begin{aligned} \mathcal{A}_n(p, k, Q) &= M_N \int_0^1 dq q^2 \int_{-1}^1 dx \frac{1}{qQx} \frac{1}{kp\sqrt{q^2 + \frac{2}{3}qQx + \frac{1}{9}Q^2} \sqrt{q^2 - \frac{2}{3}qQx + \frac{1}{9}Q^2}} \\ &\times Q_0 \left(\frac{k^2 + q^2 + \frac{1}{9}Q^2 + (y - \frac{1}{3})qQx - M_N B_0}{k\sqrt{q^2 + \frac{2}{3}qQx + \frac{1}{9}Q^2}} \right) Q_0 \left(\frac{p^2 + q^2 + \frac{1}{9}Q^2 + (y - \frac{2}{3})qQx - M_N B_0}{p\sqrt{q^2 - \frac{2}{3}qQx + \frac{1}{9}Q^2}} \right) \\ &\times D_s^{(n)} \left(B_0 - \frac{q^2}{2M_N} - \frac{Q^2}{12M_N} + \left(\frac{1}{2} - y \right) \frac{qQx}{M_N}, \vec{\mathbf{q}} \right) \begin{pmatrix} 6 & -2 \\ -2 & \frac{2}{3} \end{pmatrix}, \end{aligned} \quad (\text{A4})$$

$$\begin{aligned} \mathcal{A}_n(p, Q) &= -\frac{M_N}{2\pi} \int_0^1 dq q^2 \int_{-1}^1 dx \frac{1}{qQx} \frac{1}{p\sqrt{q^2 - \frac{2}{3}qQx + \frac{1}{9}Q^2}} \\ &\times Q_0 \left(\frac{p^2 + q^2 + \frac{1}{9}Q^2 + (y - \frac{2}{3})qQx - M_N B_0}{p\sqrt{q^2 - \frac{2}{3}qQx + \frac{1}{9}Q^2}} \right) \\ &\times D_s^{(n)} \left(B_0 - \frac{q^2}{2M_N} - \frac{Q^2}{12M_N} + \left(\frac{1}{2} - y \right) \frac{qQx}{M_N}, \vec{\mathbf{q}} \right) \begin{pmatrix} 2 \\ -\frac{2}{3} \end{pmatrix}, \end{aligned} \quad (\text{A5})$$

¹⁰ Note all of the functions here should be similar to those found in Hagen *et al.* [32], in the limit where the core mass equals the neutron mass. However, where I find the term $Q^2/(12M_N)$ in the dibaryon propagator for the functions $\mathcal{A}_n(\cdots)$ and $\mathcal{A}_n(Q)$ they find $Q^2/(8M_N)$.

and

$$\mathcal{A}_n(Q) = \frac{M_N}{4\pi^2} \int_0^1 dq q^2 \int_{-1}^1 dx \frac{1}{qQx} \frac{2}{3} D_s^{(n)} \left(B_0 - \frac{q^2}{2M_N} - \frac{Q^2}{12M_N} + \left(\frac{1}{2} - y \right) \frac{qQx}{M_N}, \vec{\mathbf{q}} \right), \quad (\text{A6})$$

where

$$\int_0^1 f(y) = f(1) - f(0). \quad (\text{A7})$$

The matrix (vector) of the function $\mathcal{A}_n(p, k, Q)$ ($\mathcal{A}_n(p, Q)$) is defined in c.c. space. To obtain the c.c. space matrix for $\mathcal{A}_n(p, k, Q)$ the c.c. space matrix from $\chi_a(\cdots)$ is multiplied on either side by a c.c. space matrix from the LO kernel leading to

$$\begin{pmatrix} 1 & -3 \\ -3 & 1 \end{pmatrix} \begin{pmatrix} 0 & 0 \\ 0 & \frac{2}{3} \end{pmatrix} \begin{pmatrix} 1 & -3 \\ -3 & 1 \end{pmatrix} = \begin{pmatrix} 6 & -2 \\ -2 & \frac{2}{3} \end{pmatrix}, \quad (\text{A8})$$

giving the c.c. space matrix as defined in Eq. (A4).

The function $(\chi_b^{ji}(\cdots))_{\nu\beta}^{\mu\alpha}$ is given by

$$\begin{aligned} \left(\chi_b^{ji}(E, \vec{\mathbf{K}}, \vec{\mathbf{P}}, p_0, k_0, \vec{\mathbf{p}}, \vec{\mathbf{k}}) \right)_{\nu\beta}^{\mu\alpha} &= i \frac{2\pi e}{M_N} i D_x^{(0)} \left(\frac{2}{3} E + k_0, \vec{\mathbf{k}} + \frac{2}{3} \vec{\mathbf{K}} \right) \frac{i}{\frac{1}{3} E - k_0 - \frac{(\vec{\mathbf{k}} - \frac{1}{3} \vec{\mathbf{K}})^2}{2M_N} + i\epsilon} \\ &\times \frac{i}{\frac{1}{3} E - p_0 - \frac{(\vec{\mathbf{p}} - \frac{1}{3} \vec{\mathbf{P}})^2}{2M_N} + i\epsilon} \frac{i}{\frac{1}{3} E + k_0 + p_0 - \frac{(\vec{\mathbf{k}} + \vec{\mathbf{p}} - \frac{1}{3} \vec{\mathbf{Q}} + \frac{1}{3} \vec{\mathbf{K}})^2}{2M_N} + i\epsilon} \\ &\times \frac{i}{\frac{1}{3} E + k_0 + p_0 - \frac{(\vec{\mathbf{k}} + \vec{\mathbf{p}} + \frac{1}{3} \vec{\mathbf{Q}} + \frac{1}{3} \vec{\mathbf{P}})^2}{2M_N} + i\epsilon} i D_w^{(0)} \left(\frac{2}{3} E + p_0, \vec{\mathbf{p}} + \frac{2}{3} \vec{\mathbf{P}} \right) \left[P_i^{(w)\dagger} \left(\frac{1 + \tau_3}{2} \right) P_j^{(x)} \right]_{\beta\nu}^{\alpha\mu}, \end{aligned} \quad (\text{A9})$$

where $P_j^{(x)} = \sqrt{8} P_j$ ($P_j^{(x)} = \sqrt{8} \bar{P}_j$) for $x = t$ ($x = s$) in the spin-triplet iso-singlet (spin-singlet iso-triplet) channel. Here the indices “ i ” and “ j ” are either spinor or isospinor indices depending on the values of (x) and (w) . The values of (x) and (w) pick out the matrix element of $(\chi_b^{ji}(\cdots))_{\nu\beta}^{\mu\alpha}$ in c.c. space. Projecting $(\chi_b^{ji}(\cdots))_{\nu\beta}^{\mu\alpha}$ onto the doublet S -wave channel gives

$$\begin{aligned} \chi_b(E, \vec{\mathbf{K}}, \vec{\mathbf{P}}, p_0, k_0, \vec{\mathbf{p}}, \vec{\mathbf{k}}) &= i \frac{2\pi e}{M_N} i \mathbf{D}^{(0)} \left(\frac{2}{3} E + k_0, \vec{\mathbf{k}} + \frac{2}{3} \vec{\mathbf{K}} \right) \frac{i}{\frac{1}{3} E - k_0 - \frac{(\vec{\mathbf{k}} - \frac{1}{3} \vec{\mathbf{K}})^2}{2M_N} + i\epsilon} \\ &\times \frac{i}{\frac{1}{3} E - p_0 - \frac{(\vec{\mathbf{p}} - \frac{1}{3} \vec{\mathbf{P}})^2}{2M_N} + i\epsilon} \frac{i}{\frac{1}{3} E + k_0 + p_0 - \frac{(\vec{\mathbf{k}} + \vec{\mathbf{p}} - \frac{1}{3} \vec{\mathbf{Q}} + \frac{1}{3} \vec{\mathbf{K}})^2}{2M_N} + i\epsilon} \\ &\times \frac{i}{\frac{1}{3} E + k_0 + p_0 - \frac{(\vec{\mathbf{k}} + \vec{\mathbf{p}} + \frac{1}{3} \vec{\mathbf{Q}} + \frac{1}{3} \vec{\mathbf{P}})^2}{2M_N} + i\epsilon} \begin{pmatrix} -1 & 1 \\ 1 & \frac{1}{3} \end{pmatrix} i \mathbf{D}^{(0)} \left(\frac{2}{3} E + p_0, \vec{\mathbf{p}} + \frac{2}{3} \vec{\mathbf{P}} \right) \end{aligned} \quad (\text{A10})$$

Plugging $\chi_b(\dots)$ into Eq. (67) and then integrating over the energy poles removes the dp_0 and dk_0 integrals. After performing these integrations the LO triton vertex functions are already in the c.m. frame, leaving only six integrations to be performed. Integrating over one of the azimuthal angles and noting that Eq. (71) already has two integrations, the function $\mathcal{B}_0(p, k, Q)$ has three remaining integrals and is defined by

$$\begin{aligned} \mathcal{B}_0(p, k, Q) = & -\frac{M_N}{4} \int_{-1}^1 dx \int_{-1}^1 dy \int_0^{2\pi} d\phi \\ & \times \frac{1}{k^2 + p^2 + kp \left(xy + \sqrt{1-x^2} \sqrt{1-y^2} \cos \phi \right) - \frac{1}{3}Q(kx + 2py) + \frac{1}{9}Q^2 - M_n B_0} \\ & \times \frac{1}{k^2 + p^2 + kp \left(xy + \sqrt{1-x^2} \sqrt{1-y^2} \cos \phi \right) + \frac{1}{3}Q(2kx + py) + \frac{1}{9}Q^2 - M_n B_0} \\ & \times \begin{pmatrix} -1 & 1 \\ 1 & \frac{1}{3} \end{pmatrix}. \end{aligned} \quad (\text{A11})$$

Time reversal symmetry in this expression is immediately apparent as it is invariant under the transformation $k \longleftrightarrow p$, and $Q \rightarrow -Q$.

The function $(\chi_c^{ji}(\dots))_{\nu\beta}^{\mu\alpha}$ is given by

$$\begin{aligned} & \left(\chi_c^{ji}(E, \vec{\mathbf{K}}, \vec{\mathbf{P}}, p_0, k_0, \vec{\mathbf{p}}, \vec{\mathbf{k}}) \right)_{\nu\beta}^{\mu\alpha} = \\ & i \frac{eM_N}{Q} (2\pi)^4 \delta(k_0 - p_0) \delta^{(3)} \left(\vec{\mathbf{p}} - \vec{\mathbf{k}} - \frac{1}{3} \vec{\mathbf{Q}} \right) \frac{i}{\frac{1}{3}E - k_0 - \frac{(\vec{\mathbf{k}} - \frac{1}{3}\vec{\mathbf{K}})^2}{2M_N} + i\epsilon} \\ & \times \arctan \left(\frac{Q}{2\sqrt{\frac{1}{4}(\vec{\mathbf{k}} + \frac{2}{3}\vec{\mathbf{K}})^2 - \frac{2}{3}M_N E - M_N k_0} + 2\sqrt{\frac{1}{4}(\vec{\mathbf{k}} + \vec{\mathbf{Q}} + \frac{2}{3}\vec{\mathbf{K}})^2 - \frac{2}{3}M_N E - M_N k_0}} \right) \\ & \times iD_w^{(0)} \left(\frac{2}{3}E + k_0, \vec{\mathbf{k}} + \frac{2}{3}\vec{\mathbf{K}} \right) iD_x^{(0)} \left(\frac{2}{3}E + k_0, \vec{\mathbf{k}} + \vec{\mathbf{Q}} + \frac{2}{3}\vec{\mathbf{K}} \right) \text{Tr} \left[P_j^{(x)} \left(\frac{1 + \tau_3}{2} \right) P_i^{(w)\dagger} \right] \delta_\beta^\alpha \delta_\nu^\mu, \end{aligned} \quad (\text{A12})$$

which projected onto the doublet S -wave channel gives

$$\begin{aligned} & \chi_c(E, \vec{\mathbf{K}}, \vec{\mathbf{P}}, p_0, k_0, \vec{\mathbf{p}}, \vec{\mathbf{k}}) = \\ & i \frac{eM_N}{Q} (2\pi)^4 \delta(k_0 - p_0) \delta^{(3)} \left(\vec{\mathbf{p}} - \vec{\mathbf{k}} - \frac{1}{3} \vec{\mathbf{Q}} \right) \frac{i}{\frac{1}{3}E - k_0 - \frac{(\vec{\mathbf{k}} - \frac{1}{3}\vec{\mathbf{K}})^2}{2M_N} + i\epsilon} \\ & \times \arctan \left(\frac{Q}{2\sqrt{\frac{1}{4}(\vec{\mathbf{k}} + \frac{2}{3}\vec{\mathbf{K}})^2 - \frac{2}{3}M_N E - M_N k_0} + 2\sqrt{\frac{1}{4}(\vec{\mathbf{k}} + \vec{\mathbf{Q}} + \frac{2}{3}\vec{\mathbf{K}})^2 - \frac{2}{3}M_N E - M_N k_0}} \right) \\ & \times i\mathbf{D}^{(0)} \left(\frac{2}{3}E + k_0, \vec{\mathbf{k}} + \frac{2}{3}\vec{\mathbf{K}} \right) \begin{pmatrix} 2 & 0 \\ 0 & \frac{2}{3} \end{pmatrix} i\mathbf{D}^{(0)} \left(\frac{2}{3}E + k_0, \vec{\mathbf{k}} + \vec{\mathbf{Q}} + \frac{2}{3}\vec{\mathbf{K}} \right), \end{aligned} \quad (\text{A13})$$

where the analytical expression of the two-body sub-diagram of diagram (c) is included. Integrating over the delta functions and the energy dk_0 leaves only the integration d^3k . After this, one LO triton vertex function is in the c.m. frame and the other is not and must be rewritten using Eq. (68). Integrating over the azimuthal angle the functions $\mathcal{C}_n(\cdots)$ are given by

$$\begin{aligned} \mathcal{C}_n(p, k, Q) = & -\frac{M_N\pi}{Q} \int_{-1}^1 dx \\ & \times \arctan \left(\frac{Q}{2\sqrt{\frac{3}{4}k^2 - M_N B_0} + 2\sqrt{\frac{3}{4}k^2 + \frac{1}{2}Qkx + \frac{1}{12}Q^2 - M_N B_0}} \right) \\ & \times \frac{1}{p\sqrt{k^2 + \frac{2}{3}kQx + \frac{1}{9}Q^2}} Q_0 \left(\frac{p^2 + k^2 + \frac{2}{3}kQx + \frac{1}{9}Q^2 - M_N B_0}{p\sqrt{k^2 + \frac{2}{3}kQx + \frac{1}{9}Q^2}} \right) \\ & \times \begin{pmatrix} 2 & -2 \\ -6 & \frac{2}{3} \end{pmatrix} \mathbf{D}^{(n)} \left(B_0 - \frac{k^2}{2M_N} - \frac{Qkx}{2M_N} - \frac{Q^2}{12M_N}, k \right), \end{aligned} \quad (\text{A14})$$

and

$$\begin{aligned} \mathcal{C}_n(k, Q) = & \frac{M_N}{2Q} \int_{-1}^1 dx \\ & \times \arctan \left(\frac{Q}{2\sqrt{\frac{3}{4}k^2 - M_N B_0} + 2\sqrt{\frac{3}{4}k^2 + \frac{1}{2}Qkx + \frac{1}{12}Q^2 - M_N B_0}} \right) \\ & \times \begin{pmatrix} 2 \\ -\frac{2}{3} \end{pmatrix}^T \mathbf{D}^{(n)} \left(B_0 - \frac{k^2}{2M_N} - \frac{Qkx}{2M_N} - \frac{Q^2}{12M_N}, k \right). \end{aligned} \quad (\text{A15})$$

In the current form of the functions $\mathcal{C}_n(\cdots)$ time reversal invariance is not immediately apparent. Recasting these expressions into an immediately apparent time reversal invariant form requires shifting momentum before integrating out angles. However, the gain in analytical insight is outweighed by the loss in numerical efficiency and the form above is kept.

Diagram (d) is essentially diagram (c) without the two-body sub-diagram and therefore

$(\chi_d^{ji}(\cdots))_{\nu\beta}^{\mu\alpha}$ is similar to $(\chi_c^{ji}(\cdots))_{\nu\beta}^{\mu\alpha}$ and is given by

$$\begin{aligned} & \left(\chi_d^{ji}(E, \vec{\mathbf{K}}, \vec{\mathbf{P}}, p_0, k_0, \vec{\mathbf{p}}, \vec{\mathbf{k}}) \right)_{\nu\beta}^{\mu\alpha} = \\ & ie(2\pi)^4 \delta(k_0 - p_0) \delta^{(3)} \left(\vec{\mathbf{p}} - \vec{\mathbf{k}} - \frac{1}{3} \vec{\mathbf{Q}} \right) \frac{i}{\frac{1}{3}E - k_0 - \frac{(\vec{\mathbf{k}} - \frac{1}{3}\vec{\mathbf{K}})^2}{2M_N} + i\epsilon} \\ & \times iD_w^{(0)} \left(\frac{2}{3}E + k_0, \vec{\mathbf{k}} + \frac{2}{3}\vec{\mathbf{K}} \right) iD_x^{(0)} \left(\frac{2}{3}E + k_0, \vec{\mathbf{k}} + \vec{\mathbf{Q}} + \frac{2}{3}\vec{\mathbf{K}} \right) \mathbf{T}_{wx}^{ij} \delta_\beta^\alpha \delta_\nu^\mu, \end{aligned} \quad (\text{A16})$$

where $\mathbf{T}_{wx}^{ij} = \delta_{wx}(c_{0t}^{(0)}\delta_{wt}\delta_{ij} + c_{0s}^{(0)}\delta_{ws}\delta_{i3}\delta_{j3})$. The function δ_{wt} picks out the contribution from the spin-triplet dibaryon and δ_{ws} from the spin-singlet dibaryon. The indices i and j in $\delta_{i3}\delta_{j3}$ are isospin indices and correspond to the fact that only the np spin-singlet dibaryon is charged and not the nn spin-singlet dibaryon. Projecting $(\chi_d^{ji}(\cdots))_{\nu\beta}^{\mu\alpha}$ onto the doublet S -wave channel yields

$$\begin{aligned} & \chi_d(E, \vec{\mathbf{K}}, \vec{\mathbf{P}}, p_0, k_0, \vec{\mathbf{p}}, \vec{\mathbf{k}}) = \\ & ie(2\pi)^4 \delta(k_0 - p_0) \delta^{(3)} \left(\vec{\mathbf{p}} - \vec{\mathbf{k}} - \frac{1}{3} \vec{\mathbf{Q}} \right) \frac{i}{\frac{1}{3}E - k_0 - \frac{(\vec{\mathbf{k}} - \frac{1}{3}\vec{\mathbf{K}})^2}{2M_N} + i\epsilon} \\ & i\mathbf{D}^{(0)} \left(\frac{2}{3}E + k_0, \vec{\mathbf{k}} + \frac{2}{3}\vec{\mathbf{K}} \right) \begin{pmatrix} c_{0t}^{(0)} & 0 \\ 0 & \frac{1}{3}c_{0s}^{(0)} \end{pmatrix} i\mathbf{D}^{(0)} \left(\frac{2}{3}E + k_0, \vec{\mathbf{k}} + \vec{\mathbf{Q}} + \frac{2}{3}\vec{\mathbf{K}} \right) \end{aligned} \quad (\text{A17})$$

The calculation of the functions $\mathfrak{D}_n(\cdots)$ is analogous to the calculation of $\mathcal{C}_n(\cdots)$ and yields

$$\begin{aligned} \mathfrak{D}_n(p, k, Q) &= \pi \int_{-1}^1 dx \\ & \times \frac{1}{p\sqrt{k^2 + \frac{2}{3}kQx + \frac{1}{9}Q^2}} Q_0 \left(\frac{p^2 + k^2 + \frac{2}{3}kQx + \frac{1}{9}Q^2 - M_N B_0}{p\sqrt{k^2 + \frac{2}{3}kQx + \frac{1}{9}Q^2}} \right) \\ & \times \sum_{j=1}^n \begin{pmatrix} c_{0t}^{(j-1)} & -c_{0s}^{(j-1)} \\ -3c_{0t}^{(j-1)} & \frac{1}{3}c_{0s}^{(j-1)} \end{pmatrix} \mathbf{D}^{(n-j)} \left(B_0 - \frac{k^2}{2M_N} - \frac{Qkx}{2M_N} - \frac{Q^2}{12M_N}, k \right), \end{aligned} \quad (\text{A18})$$

and

$$\begin{aligned} \mathfrak{D}_n(k, Q) &= -\frac{1}{2} \int_{-1}^1 dx \\ & \times \sum_{j=1}^n \begin{pmatrix} c_{0t}^{(j-1)} \\ -\frac{1}{3}c_{0s}^{(j-1)} \end{pmatrix}^T \mathbf{D}^{(n-j)} \left(B_0 - \frac{k^2}{2M_N} - \frac{Qkx}{2M_N} - \frac{Q^2}{12M_N}, k \right). \end{aligned} \quad (\text{A19})$$

The functions $\chi_e(\cdots)$ and $\chi_f(\cdots)$ are the same as $\chi_a(\cdots)$, but with the LO dibaryon propagator replaced by its corresponding NLO and NNLO correction. The NLO and NNLO results for type (a) diagrams Eqs. (76), (83), (A4), (A5), and (A6) already contain the subtraction of diagrams (e) and (f) and therefore $\chi_e(\cdots)$ and $\chi_f(\cdots)$ are not shown.

Appendix B:

Expanding the scalar function $\mathcal{A}_n(Q)$ as a function of Q^2 and picking out the Q^2 contribution gives

$$\frac{1}{2} \frac{\partial^2}{\partial Q^2} \mathcal{A}_n(Q) \Big|_{Q=0} = \frac{2}{3} \int_0^\Lambda dq q^2 f_n(q), \quad (\text{B1})$$

where

$$f_0(q) = \frac{M_N}{384\pi^2} \frac{1}{\tilde{D}^5 D^4} \left\{ q^2 (D^2 - 2D\tilde{D} + 2\tilde{D}^2) + 4D\tilde{D}^2 (3\tilde{D} - \gamma_s) \right\}, \quad (\text{B2})$$

$$f_1(q) = (Z_s - 1) f_0(q), \quad (\text{B3})$$

and

$$f_2(q) = \left(\frac{Z_s - 1}{2\gamma_s} \right)^2 \left[(\tilde{D}^2 - \gamma_s^2) f_0(q) + \frac{M_N}{192\pi^2 \tilde{D}^3 D^3} \left\{ 8\tilde{D}^2 D - q^2 (\gamma_s - 3\tilde{D}) \right\} \right]. \quad (\text{B4})$$

The variables D and \tilde{D} are given by

$$\tilde{D} = \sqrt{\frac{3}{4} q^2 - M_N E} \quad , \quad D = \gamma_s - \tilde{D}. \quad (\text{B5})$$

Extracting the Q^2 part of the c.c. space vector functions $\mathcal{A}_n(p, Q)$ gives

$$\frac{1}{2} \frac{\partial^2}{\partial Q^2} \mathcal{A}_n(p, Q) \Big|_{Q=0} = \int_0^\Lambda dq q^2 f_n(p, q) \begin{pmatrix} 2 \\ -\frac{2}{3} \end{pmatrix}, \quad (\text{B6})$$

where

$$\begin{aligned} f_0(p, q) = & -2\pi f_0(q) \frac{1}{pq} Q_0(a) \\ & - \frac{M_N}{27\pi} \frac{1}{D} \frac{1}{(pq)^3} \left\{ \frac{5a}{(1-a^2)^2} + \left[\left(\frac{q}{p} + \frac{p}{q} \right) (1+3a^2) - a(3+a^2) \right] \frac{1}{(1-a^2)^3} \right\} \\ & - \frac{M_N}{432\pi} \frac{1}{\tilde{D}^3 D^3} \frac{1}{(pq)^2} \left\{ \tilde{D}^2 D \left[\frac{38}{1-a^2} + \left(\left(20\frac{q}{p} + 8\frac{p}{q} \right) a - 4(1+a^2) \right) \frac{1}{(1-a^2)^2} \right] \right. \\ & \left. - (\gamma_s - 3\tilde{D}) \frac{9}{2} \frac{q^2}{1-a^2} \right\}, \end{aligned} \quad (\text{B7})$$

$$f_1(p, q) = \left(\frac{Z_s - 1}{2\gamma_s} \right) \left[(\gamma_s + \tilde{D}) f_0(p, q) - 2\pi D f_0(q) \frac{1}{pq} Q_0(a) \right. \\ \left. - \frac{M_N}{432\pi} \frac{1}{\tilde{D}^3 D^2} \frac{1}{(pq)^2} \left\{ \left[38\tilde{D}^2 D - \frac{9}{2} q^2 (\gamma_s - 3\tilde{D}) \right] \frac{1}{1 - a^2} \right. \right. \\ \left. \left. - \tilde{D}^2 D \left[4(1 + a^2) - \left(20\frac{q}{p} + 8\frac{p}{q} \right) a \right] \frac{1}{(1 - a^2)^2} \right\} \right], \quad (\text{B8})$$

and

$$f_2(p, q) = \left(\frac{Z_s - 1}{2\gamma_s} \right)^2 \left[(\tilde{D}^2 - \gamma_s^2) f_0(p, q) \right. \\ \left. - \frac{M_N}{96\pi} \frac{1}{\tilde{D}^3 D^3} \left\{ 8\tilde{D}^2 D - q^2 (\gamma_s - 3\tilde{D}) \right\} \frac{1}{pq} Q_0(a) \right. \\ \left. - \frac{M_N}{216\pi} \frac{1}{\tilde{D} D^2} \frac{1}{(pq)^2} \left\{ \left[38\tilde{D} D + 9q^2 \right] \frac{1}{1 - a^2} \right. \right. \\ \left. \left. - \tilde{D} D \left[4(1 + a^2) - \left(20\frac{q}{p} + 8\frac{p}{q} \right) a \right] \frac{1}{(1 - a^2)^2} \right\} \right]. \quad (\text{B9})$$

The variable a is defined by

$$a = \frac{q^2 + p^2 - M_N E}{qp}. \quad (\text{B10})$$

Pulling out the Q^2 part of the c.c. space matrix functions $\mathcal{A}_n(p, k, Q)$ gives

$$\frac{1}{2} \frac{\partial^2}{\partial Q^2} \mathcal{A}_n(p, k, Q) \Big|_{Q=0} = \int_0^\Lambda dq q^2 f_n(p, k, q) \begin{pmatrix} 6 & -2 \\ -2 & \frac{2}{3} \end{pmatrix}, \quad (\text{B11})$$

where

$$f_0(p, k, q) = -2\pi \left\{ f_0(k, q) \frac{1}{pq} Q_0(a) + f_0(p, q) \frac{1}{kq} Q_0(b) \right\} - 4\pi^2 f_0(q) \frac{1}{kq} Q_0(b) \frac{1}{pq} Q_0(a) \quad (\text{B12}) \\ + \frac{M_N}{54} \frac{1}{\tilde{D} D^2} \frac{1}{q^4 k^2 p^2} \left\{ 2\tilde{D} D \left(\left[12(1 - b^2)(1 - a^2) + 4\frac{q}{p} a(1 - b^2) + 4\frac{q}{k} b(1 - a^2) \right] \right. \right. \\ + 2ab \left[\frac{k}{p}(1 - b^2) + \frac{p}{k}(1 - a^2) \right] + 2b\frac{k}{q} [2b^2 - (1 + a^2)] + 2a\frac{p}{q} [2a^2 - (1 + b^2)] \\ + 2\frac{k}{q} \left(\frac{q}{p} a - 2 \right) (1 - b^2)^2 Q_0(b) + 2\frac{p}{q} \left(\frac{q}{k} b - 2 \right) (1 - a^2)^2 Q_0(a) \Big) \frac{1}{(1 - b^2)^2 (1 - a^2)^2} \\ + q^2 \left(\left[4 + \frac{k}{q} b + \frac{p}{q} a - 2\frac{k}{q} \frac{p}{q} ab \right] + \frac{k}{q} (1 - b^2) \left(1 - 2a\frac{p}{q} \right) Q_0(b) \right. \\ \left. + \frac{p}{q} (1 - a^2) \left(1 - 2b\frac{k}{q} \right) Q_0(a) - 2\frac{k}{q} \frac{p}{q} (1 - b^2)(1 - a^2) Q_0(b) Q_0(a) \right) \frac{1}{(1 - b^2)^2 (1 - a^2)^2} \Big\},$$

$$\begin{aligned}
f_1(p, k, q) = & \left(\frac{Z_s - 1}{2\gamma_s} \right) (\gamma_s + \tilde{D}) f_0(p, k, q) - 2\pi f_1(k, q) \frac{1}{pq} Q_0(a) - 2\pi f_1(p, q) \frac{1}{kq} Q_0(b) \quad (\text{B13}) \\
& + \left(\frac{Z_s - 1}{2\gamma_s} \right) \frac{M_N}{54} \frac{1}{\tilde{D}D} \frac{1}{q^2 k^2 p^2} \left\{ \left[4 + \frac{k}{q} b + \frac{p}{q} a - 2 \frac{k}{q} \frac{p}{q} ab \right] \right. \\
& + \frac{k}{q} (1 - b^2) \left(1 - 2a \frac{p}{q} \right) Q_0(b) + \frac{p}{q} (1 - a^2) \left(1 - 2b \frac{k}{q} \right) Q_0(a) \\
& \left. - 2 \frac{k}{q} \frac{p}{q} (1 - b^2) (1 - a^2) Q_0(b) Q_0(a) \right\} \frac{1}{(1 - b^2)(1 - a^2)} \\
& + 2\pi \left(\frac{Z_s - 1}{2\gamma_s} \right) (\gamma_s + \tilde{D}) \left[f_0(k, q) \frac{1}{pq} Q_0(a) + f_0(p, q) \frac{1}{kq} Q_0(b) \right] \\
& - 4\pi^2 \left(f_1(q) - \left(\frac{Z_s - 1}{2\gamma_s} \right) (\gamma_s + \tilde{D}) f_0(q) \right) \frac{1}{pq} Q_0(a) \frac{1}{kq} Q_0(b),
\end{aligned}$$

and

$$\begin{aligned}
f_2(p, k, q) = & \left(\frac{Z_s - 1}{2\gamma_s} \right)^2 (\tilde{D}^2 - \gamma_s^2) f_0(p, k, q) - 2\pi f_2(k, q) \frac{1}{pq} Q_0(a) - 2\pi f_2(p, q) \frac{1}{kq} Q_0(b) \quad (\text{B14}) \\
& + \left(\frac{Z_s - 1}{2\gamma_s} \right)^2 \frac{M_N}{27} \frac{1}{D} \frac{1}{q^2 k^2 p^2} \left\{ \left[4 + \frac{k}{q} b + \frac{p}{q} a - 2 \frac{k}{q} \frac{p}{q} ab \right] \right. \\
& + \frac{k}{q} (1 - b^2) \left(1 - 2a \frac{p}{q} \right) Q_0(b) + \frac{p}{q} (1 - a^2) \left(1 - 2b \frac{k}{q} \right) Q_0(a) \\
& \left. - 2 \frac{k}{q} \frac{p}{q} (1 - b^2) (1 - a^2) Q_0(b) Q_0(a) \right\} \frac{1}{(1 - b^2)(1 - a^2)} \\
& + 2\pi \left(\frac{Z_s - 1}{2\gamma_s} \right)^2 (\tilde{D}^2 - \gamma_s^2) \left[f_0(k, q) \frac{1}{pq} Q_0(a) + f_0(p, q) \frac{1}{kq} Q_0(b) \right] \\
& - 4\pi^2 \left(f_2(q) - \left(\frac{Z_s - 1}{2\gamma_s} \right)^2 (\tilde{D}^2 - \gamma_s^2) f_0(q) \right) \frac{1}{pq} Q_0(a) \frac{1}{kq} Q_0(b).
\end{aligned}$$

The variable b is defined as

$$b = \frac{q^2 + k^2 - M_N E}{qk}. \quad (\text{B15})$$

Extracting the Q^2 part of the c.c. space matrix function $\mathcal{B}_0(p, k, Q)$ gives

$$\begin{aligned}
\frac{1}{2} \frac{\partial^2}{\partial Q^2} \mathcal{B}_0(p, k, Q) \Big|_{Q=0} = & -\frac{2M_N \pi}{9} \frac{1}{p^3 k^3} \frac{1}{(1 - a^2)^2} \quad (\text{B16}) \\
& \times \left\{ \frac{4}{3} \frac{a}{1 - a^2} - 2a - \frac{1}{3} \frac{p^2 + k^2}{pk} \frac{1 + 3a^2}{1 - a^2} \right\} \begin{pmatrix} -1 & 1 \\ 1 & \frac{1}{3} \end{pmatrix},
\end{aligned}$$

where

$$a = \frac{p^2 + k^2 - M_N E}{pk}. \quad (\text{B17})$$

The Q^2 part of the c.c. space vector function $\mathbf{C}_n(k, Q)$ is

$$\frac{1}{2} \frac{\partial^2}{\partial Q^2} \mathbf{C}_n(k, Q) \Big|_{Q=0} = \begin{pmatrix} 2g_t^{(n)}(k) \\ -\frac{2}{3}g_s^{(n)}(k) \end{pmatrix}^T, \quad (\text{B18})$$

where

$$g_{\{t,s\}}^{(0)}(k) = \frac{M_N}{384\tilde{D}^5 D_{\{t,s\}}^3} \left\{ 4\tilde{D}^2 D_{\{t,s\}} (2\tilde{D} - \gamma_{\{t,s\}}) + k^2 (\gamma_{\{t,s\}} - 3\tilde{D}) D_{\{t,s\}} + 2k^2 \tilde{D}^2 \right\}, \quad (\text{B19})$$

$$g_{\{t,s\}}^{(1)}(k) = \left(\frac{Z_{\{t,s\}} - 1}{2\gamma_{\{t,s\}}} \right) \left[(\gamma_{\{t,s\}} + \tilde{D}) g_{\{t,s\}}^{(0)}(k) \right. \\ \left. + \frac{M_N}{192\tilde{D}^4 D_{\{t,s\}}^2} \left\{ 2\tilde{D}^2 D_{\{t,s\}} + k^2 (\tilde{D} - D_{\{t,s\}}) \right\} \right], \quad (\text{B20})$$

and

$$g_{\{t,s\}}^{(2)}(k) = \left(\frac{Z_{\{t,s\}} - 1}{2\gamma_{\{t,s\}}} \right)^2 \left[(\tilde{D}^2 - \gamma_{\{t,s\}}^2) g_{\{t,s\}}^{(0)}(k) \right. \\ \left. + \frac{M_N}{96\tilde{D}^3 D_{\{t,s\}}^2} \left\{ 2\tilde{D}^2 D_{\{t,s\}} + k^2 \left(\tilde{D} - \frac{1}{2} D_{\{t,s\}} \right) \right\} \right]. \quad (\text{B21})$$

For these functions and all functions below in this appendix, a is given by Eq. B17 and the variables \tilde{D} , D_t , and D_s are defined as

$$\tilde{D} = \sqrt{\frac{3}{4}k^2 - M_N E} \quad , \quad D_t = \gamma_t - \tilde{D} \quad , \quad D_s = \gamma_s - \tilde{D}. \quad (\text{B22})$$

Note the notation $\{t, s\}$ is a shorthand for two different functions one with subscript t and the other with subscript s . The Q^2 dependence of the c.c. space matrix function $\mathbf{C}_n(p, k, Q)$ is given by

$$\frac{1}{2} \frac{\partial^2}{\partial Q^2} \mathbf{C}_n(p, k, Q) \Big|_{Q=0} = \begin{pmatrix} 2g_t^{(n)}(p, k) & -2g_s^{(n)}(p, k) \\ -6g_t^{(n)}(p, k) & \frac{2}{3}g_s^{(n)}(p, k) \end{pmatrix}, \quad (\text{B23})$$

where

$$g_{\{t,s\}}^{(0)}(p, k) = -2\pi g_{\{t,s\}}^{(0)}(k) \frac{1}{pk} Q_0(a) \\ - \frac{M_N \pi}{54\tilde{D} D_{\{t,s\}}} \frac{1}{pk} \left\{ \frac{1}{pk} \frac{1}{1-a^2} + \frac{1}{p^2} \left(4a + a \left(\frac{p}{k} \right)^2 - 2\frac{p}{k} (1+a^2) \right) \frac{1}{(1-a^2)^2} \right\} \\ - \frac{M_N \pi k}{144 p \tilde{D}^3 D_{\{t,s\}}^2} \left\{ \frac{1}{k^2} Q_0(a) - \frac{1}{pk} \frac{2 - \frac{p}{k} a}{1-a^2} \right\} [\gamma_{\{t,s\}} - 3\tilde{D}], \quad (\text{B24})$$

$$\begin{aligned}
g_{\{t,s\}}^{(1)}(p, k) = & \left(\frac{Z_{\{t,s\}} - 1}{2\gamma_{\{t,s\}}} \right) \left[(\gamma_{\{t,s\}} + \tilde{D}) g_{\{t,s\}}^{(0)}(p, k) \right. \\
& - \frac{M_N \pi}{96 \tilde{D}^4 D_{\{t,s\}}^2} \frac{1}{pk} Q_0(a) \left\{ 2\tilde{D}^2 D_{\{t,s\}} + k^2 (\tilde{D} - D_{\{t,s\}}) \right\} \\
& \left. - \frac{k}{p} \frac{M_N \pi}{72 \tilde{D}^2 D_{\{t,s\}}} \left\{ \frac{2}{pk} \frac{1}{1-a^2} - \frac{1}{k^2} \frac{a}{1-a^2} - \frac{1}{k^2} Q_0(a) \right\} \right], \tag{B25}
\end{aligned}$$

and

$$\begin{aligned}
g_{\{t,s\}}^{(2)}(p, k) = & \left(\frac{Z_{\{t,s\}} - 1}{2\gamma_{\{t,s\}}} \right)^2 \left[(\tilde{D}^2 - \gamma_{\{t,s\}}^2) g_{\{t,s\}}^{(0)}(p, k) \right. \\
& - \frac{M_N \pi}{48 \tilde{D}^3 D_{\{t,s\}}^2} \frac{1}{pk} Q_0(a) \left\{ 2\tilde{D}^2 D_{\{t,s\}} + k^2 \left(\tilde{D} - \frac{1}{2} D_{\{t,s\}} \right) \right\} \\
& \left. - \frac{k}{p} \frac{M_N \pi}{36 \tilde{D} D_{\{t,s\}}} \left\{ \frac{2}{pk} \frac{1}{1-a^2} - \frac{1}{k^2} \frac{a}{1-a^2} - \frac{1}{k^2} Q_0(a) \right\} \right]. \tag{B26}
\end{aligned}$$

Extracting the Q^2 term of the c.c. space vector function $\mathfrak{D}_n(k, Q)$ gives

$$\frac{1}{2} \frac{\partial^2}{\partial Q^2} \mathfrak{D}_n(k, Q) \Big|_{Q=0} = \begin{pmatrix} h_t^{(n)}(k) c_{0t}^{(0)} \\ -\frac{1}{3} h_s^{(n)}(k) c_{0s}^{(0)} \end{pmatrix}^T, \tag{B27}$$

where

$$h_{\{t,s\}}^{(1)}(k) = -\frac{1}{96 \tilde{D}^3 D_{\{t,s\}}^3} \left\{ 4\tilde{D}^2 D_{\{t,s\}} + k^2 (3\tilde{D} - \gamma_{\{t,s\}}) \right\} \tag{B28}$$

and

$$h_{\{t,s\}}^{(2)}(k) = 0 \tag{B29}$$

Note there is no $n = 0$ value for the $\mathfrak{D}_n(\dots)$ functions. Finally, the Q^2 piece of the c.c. space matrix function $\mathfrak{D}_n(p, kQ)$ is given by

$$\frac{1}{2} \frac{\partial^2}{\partial Q^2} \mathfrak{D}_n(p, k, Q) \Big|_{Q=0} = \begin{pmatrix} h_t^{(n)}(p, k) c_{0t}^{(0)} & -h_s^{(n)}(p, k) c_{0s}^{(0)} \\ -3h_t^{(n)}(p, k) c_{0t}^{(0)} & \frac{1}{3} h_s^{(n)}(p, k) c_{0s}^{(0)} \end{pmatrix}, \tag{B30}$$

where

$$\begin{aligned}
h_{\{t,s\}}^{(1)}(p, k) = & -2\pi h_{\{t,s\}}^{(1)}(k) \frac{1}{pk} Q_0(a) \\
& + \frac{2\pi}{27 D_{\{t,s\}} (pk)^2} \left[\left(4\frac{k}{p} + \frac{p}{k} \right) a - 3a^2 - 1 \right] \frac{1}{(1-a^2)^2} \\
& - \frac{\pi}{18 \tilde{D} D_{\{t,s\}}^2} \frac{1}{pk} \left\{ Q_0(a) + \frac{a - 2\frac{k}{p}}{1-a^2} \right\}, \tag{B31}
\end{aligned}$$

and

$$h_{\{t,s\}}^{(2)}(p, k) = - \left(\frac{Z_{\{t,s\}} - 1}{2\gamma_{\{t,s\}}} \right) \left[D_{\{t,s\}} h_{\{t,s\}}^{(1)}(p, k) + 2\pi D_{\{t,s\}} h_{\{t,s\}}^{(1)}(k) \frac{1}{pk} Q_0(a) \right. \\ \left. - \frac{\pi}{18\tilde{D}D_{\{t,s\}}} \frac{1}{pk} \left\{ \left[2\frac{k}{p} - a \right] \frac{1}{1-a^2} - Q_0(a) \right\} \right] \quad (\text{B32})$$

Appendix C:

Taking the limit $Q^2 \rightarrow 0$ the contribution from the LO diagram (a) is given by

$$-ieF_0^{(a)}(0) = -ie\pi^2 M_N \left(\tilde{\Gamma}_0(q) \right)^T \otimes \frac{1}{q^2} \frac{\delta(q-\ell)}{\sqrt{\frac{3}{4}q^2 - M_N B_0}} \begin{pmatrix} 0 & 0 \\ 0 & \frac{2}{3} \end{pmatrix} \otimes \tilde{\Gamma}_0(\ell) \quad (\text{C1}) \\ + i2\pi e M_N \left(\tilde{\Gamma}_0(q) \right)^T \otimes \frac{1}{q^2 \ell^2 - (q^2 + \ell^2 - M_N B_0)^2} \begin{pmatrix} 0 & -2 \\ -2 & \frac{4}{3} \end{pmatrix} \otimes \tilde{\Gamma}_0(\ell),$$

where

$$\tilde{\Gamma}_0(q) = \mathbf{D}^{(0)} \left(B_0 - \frac{q^2}{2M_N}, q \right) \Gamma_0(q). \quad (\text{C2})$$

In order to obtain the expression for $F_0^{(a)}(0)$ it is easiest to take the limit $Q^2 \rightarrow 0$ before carrying out the integration over energy. Doing this creates a double pole that is then integrated out to lead to the expression above. Evaluating the LO diagram (b) in the limit $Q^2 \rightarrow 0$ yields

$$-ieF_0^{(b)}(0) = -i2\pi e M_N \left(\tilde{\Gamma}_0(q) \right)^T \otimes \frac{1}{q^2 \ell^2 - (q^2 + \ell^2 - M_N B_0)^2} \begin{pmatrix} -1 & 1 \\ 1 & \frac{1}{3} \end{pmatrix} \otimes \tilde{\Gamma}_0(\ell), \quad (\text{C3})$$

and for the LO diagram (c)

$$-ieF_0^{(c)}(0) = -ie\pi^2 M_N \left(\tilde{\Gamma}_0(q) \right)^T \otimes \frac{1}{q^2} \frac{\delta(q-\ell)}{\sqrt{\frac{3}{4}q^2 - M_N B_0}} \begin{pmatrix} 1 & 0 \\ 0 & \frac{1}{3} \end{pmatrix} \otimes \tilde{\Gamma}_0(\ell). \quad (\text{C4})$$

Combining all these terms the total LO triton charge form factor in the limit $Q^2 \rightarrow 0$ is given by

$$F_0(0) = 2\pi M_N \left(\tilde{\Gamma}_0(q) \right)^T \otimes \left\{ \frac{\pi}{2} \frac{1}{q^2} \frac{\delta(q-\ell)}{\sqrt{\frac{3}{4}q^2 - M_N B_0}} \begin{pmatrix} 1 & 0 \\ 0 & 1 \end{pmatrix} \right. \\ \left. - \frac{1}{q^2 \ell^2 - (q^2 + \ell^2 - M_N B_0)^2} \begin{pmatrix} 1 & -3 \\ -3 & 1 \end{pmatrix} \right\} \otimes \tilde{\Gamma}_0(\ell). \quad (\text{C5})$$

The normalization expression for the triton vertex function in Ref. [25] is equivalent to the expression for $F_0(0)$ derived here. Therefore, it automatically follows that $F_0(0) = 1$ if the triton vertex function is properly renormalized.

Appendix D

The method used to derive the corrections to the bound-state energy are rigorous but cumbersome. An elegant way to obtain the same corrections to the bound-state energy is shown here. The condition that the triton propagator have a bound-state pole at the triton binding energy is given by

$$1 - H\Sigma(B) = 0. \quad (\text{D1})$$

In this formula H , $\Sigma(B)$, and B represent the full non-perturbative expressions that contain corrections from all orders in EFT(π). Expanding each of these expressions perturbatively gives

$$\begin{aligned} 1 - (H_0 + H_1 + H_2 + \cdots) \\ \times [\Sigma_0(B_0 + B_1 + B_2 + \cdots) + \Sigma_1(B_0 + B_1 + B_2 + \cdots) \\ + \Sigma_2(B_0 + B_1 + B_2 + \cdots) + \cdots] = 0, \end{aligned} \quad (\text{D2})$$

where the subscript $n = 0$ is LO, $n = 1$ is NLO, and so on. The term H_2 contains contributions from both H_{NNLO} and the energy dependent three-body force \hat{H}_2 . Collecting expressions order by order and solving for the bound-state energy reproduces Eqs. (63) and (66). This same technique can also be used to derive the expressions in Eqs. (57) and (58).

-
- [1] I. Angeli and K. Marinova, Atomic Data and Nuclear Data Tables **99**, 69 (2013), ISSN 0092-640X, URL <http://www.sciencedirect.com/science/article/pii/S0092640X12000265>.
 - [2] U. van Kolck, Nucl.Phys. **A645**, 273 (1999), nucl-th/9808007.
 - [3] E. Braaten and H.-W. Hammer, Phys. Rept. **428**, 259 (2006), cond-mat/0410417.
 - [4] D. B. Kaplan, M. J. Savage, and M. B. Wise, Phys. Lett. B **424**, 390 (1998), nucl-th/9801034.
 - [5] D. B. Kaplan, M. J. Savage, and M. B. Wise, Nucl. Phys. B **534**, 329 (1998), nucl-th/9802075.
 - [6] A. Margaryan, R. P. Springer, and J. Vanasse, Phys. Rev. **C93**, 054001 (2016), 1512.03774.

- [7] S. R. Beane, P. F. Bedaque, W. C. Haxton, D. R. Phillips, and M. J. Savage, in *At the Frontier of Particle Physics*, edited by M. Shifman (World Scientific Singapore, 2001), Vol 1, pp. 133-269, nucl-th/0008064.
- [8] J.-W. Chen, G. Rupak, and M. J. Savage, Nucl. Phys. A **653**, 386 (1999), nucl-th/9902056.
- [9] S.-i. Ando and C. H. Hyun, Phys. Rev. C **72**, 014008 (2005), nucl-th/0407103.
- [10] X. Kong and F. Ravndal, Nucl. Phys. A **665**, 137 (2000), hep-ph/9903523.
- [11] S.-i. Ando, J. W. Shin, C. H. Hyun, and S. W. Hong, Phys. Rev. C **76**, 064001 (2007), 0704.2312.
- [12] J.-W. Chen and M. J. Savage, Phys. Rev. C **60**, 065205 (1999), nucl-th/9907042.
- [13] G. Rupak, Nucl. Phys. A **678**, 405 (2000), nucl-th/9911018.
- [14] X. Kong and F. Ravndal, Phys. Rev. C **64**, 044002 (2001), nucl-th/0004038.
- [15] S. Ando, J. Shin, C. Hyun, S. Hong, and K. Kubodera, Phys. Lett. B **668**, 187 (2008), 0801.4330.
- [16] J.-W. Chen, C.-P. Liu, and S.-H. Yu, Phys. Lett. B **720**, 385 (2013), 1209.2552.
- [17] M. Butler, J.-W. Chen, and X. Kong, Phys. Rev. C **63**, 035501 (2001), nucl-th/0008032.
- [18] P. F. Bedaque, H.-W. Hammer, and U. van Kolck, Phys. Rev. C **58**, 641 (1998), nucl-th/9802057.
- [19] P. F. Bedaque, H.-W. Hammer, and U. van Kolck, Nucl. Phys. A **676**, 357 (2000), nucl-th/9906032.
- [20] F. Gabbiani, P. F. Bedaque, and H. W. Griesshammer, Nucl. Phys. A **675**, 601 (2000), nucl-th/9911034.
- [21] P. F. Bedaque, G. Rupak, H. W. Griesshammer, and H.-W. Hammer, Nucl. Phys. A **714**, 589 (2003), nucl-th/0207034.
- [22] H. W. Griesshammer, Nucl. Phys. A **744**, 192 (2004), nucl-th/0404073.
- [23] J. Vanasse, Phys. Rev. C **88**, 044001 (2013), 1305.0283.
- [24] G. Rupak and X.-w. Kong, Nucl. Phys. A **717**, 73 (2003), nucl-th/0108059.
- [25] S. König and H.-W. Hammer, Phys. Rev. C **83**, 064001 (2011), 1101.5939.
- [26] J. Vanasse, D. A. Egolf, J. Kerin, S. König, and R. P. Springer, Phys. Rev. C **89**, 064003 (2014), 1402.5441.
- [27] S. König, H. W. Griesshammer, and H.-W. Hammer, J. Phys. **G42**, 045101 (2015), 1405.7961.
- [28] H. Sadeghi, S. Bayegan, and H. W. Griesshammer, Phys. Lett. **B643**, 263 (2006), nucl-

th/0610029.

- [29] M. M. Arani, H. Nematollahi, N. Mahboubi, and S. Bayegan, Phys. Rev. **C89**, 064005 (2014), 1406.6530.
- [30] S.-i. Ando and M. C. Birse, J. Phys. G **37**, 105108 (2010), 1003.4383.
- [31] S. König, H. W. Griesshammer, H.-W. Hammer, and U. van Kolck, J. Phys. **G43**, 055106 (2016), 1508.05085.
- [32] P. Hagen, H.-W. Hammer, and L. Platter, Eur. Phys. J. **A49**, 118 (2013), 1304.6516.
- [33] C. Ji and D. R. Phillips, Few-Body Syst. **54**, 2317 (2013), 1212.1845.
- [34] R. Schiavilla, V. R. Pandharipande, and D.-O. Riska, Phys. Rev. **C41**, 309 (1990).
- [35] M. Piarulli, L. Girlanda, L. E. Marcucci, S. Pastore, R. Schiavilla, and M. Viviani, Phys. Rev. **C87**, 014006 (2013), 1212.1105.
- [36] D. R. Phillips, G. Rupak, and M. J. Savage, Phys. Lett. B **473**, 209 (2000), nucl-th/9908054.
- [37] J. J. de Swart, C. P. F. Terheggen, and V. G. J. Stoks, in *3rd International Symposium on Dubna Deuteron 95 Dubna, Russia, July 4-7, 1995* (1995), nucl-th/9509032.
- [38] A. H. Wapstra and G. Audi, Nucl. Phys. **A432**, 1 (1985).
- [39] C. Ji, D. R. Phillips, and L. Platter, Ann. Phys. (N.Y.) **327**, 1803 (2012), 1106.3837.
- [40] W. Dilg, L. Koester, and W. Nistler, Physics Letters B **36**, 208 (1971), ISSN 0370-2693, URL <http://www.sciencedirect.com/science/article/pii/0370269371900700>.
- [41] P. F. Bedaque, H.-W. Hammer, and U. van Kolck, Nucl. Phys. A **646**, 444 (1999), nucl-th/9811046.
- [42] P. F. Bedaque, H.-W. Hammer, and U. van Kolck, Phys. Rev. Lett. **82**, 463 (1999), nucl-th/9809025.
- [43] L. Platter and H.-W. Hammer, Nucl. Phys. **A766**, 132 (2006), nucl-th/0509045.
- [44] J. Kirscher, H. W. Griesshammer, D. Shukla, and H. M. Hofmann, Eur. Phys. J. **A44**, 239 (2010), 0903.5538.
- [45] A. Antognini et al., Science **339**, 417 (2013).
- [46] P. J. Mohr, B. N. Taylor, and D. B. Newell, Rev. Mod. Phys. **84**, 1527 (2012), 1203.5425.
- [47] R. Pohl, R. Gilman, G. A. Miller, and K. Pachucki, Ann. Rev. Nucl. Part. Sci. **63**, 175 (2013), 1301.0905.
- [48] R. Pohl (CREMA), Hyperfine Interact. **227**, 23 (2014).
- [49] K. Griffioen, C. Carlson, and S. Maddox, Phys. Rev. **C93**, 065207 (2016), 1509.06676.

- [50] A. Beyer et al., J. Phys. Conf. Ser. **467**, 012003 (2013).
- [51] A. Beyer, J. Alnis, K. Khabarova, A. Matveev, C. G. Parthey, D. C. Yost, R. Pohl, T. Udem, T. W. Hänsch, and N. Kolachevsky, Annalen Phys. **525**, 671 (2013).
- [52] E. Peters, D. C. Yost, A. Matveev, T. W. Hänsch, and T. Udem, Annalen der Physik **525**, L29 (2013), ISSN 1521-3889, URL <http://dx.doi.org/10.1002/andp.201300062>.
- [53] S. G. Karshenboim, Phys. Rev. **A91**, 012515 (2015), 1410.7951.
- [54] B. Batell, D. McKeen, and M. Pospelov, Phys. Rev. Lett. **107**, 011803 (2011), 1103.0721.
- [55] D. Tucker-Smith and I. Yavin, Phys. Rev. **D83**, 101702 (2011), 1011.4922.
- [56] C. E. Carlson and B. C. Rislow, Phys. Rev. **D89**, 035003 (2014), 1310.2786.
- [57] R. J. Hill and G. Paz, Phys. Rev. Lett. **107**, 160402 (2011), 1103.4617.
- [58] M. C. Birse and J. A. McGovern, Eur. Phys. J. **A48**, 120 (2012), 1206.3030.
- [59] G. A. Miller, Phys. Lett. **B718**, 1078 (2013), 1209.4667.
- [60] U. D. Jentschura, Phys. Rev. **A88**, 062514 (2013), 1401.3666.
- [61] F. Hagelstein and V. Pascalutsa, Phys. Rev. **A91**, 040502 (2015), 1502.03721.
- [62] M. Hoferichter, B. Kubis, J. Ruiz de Elvira, H.-W. Hammer, and U. G. Meißner, Eur. Phys. J. **A52**, 331 (2016), 1609.06722.
- [63] N. Nevo Dinur, C. Ji, S. Bacca, and N. Barnea, Phys. Lett. **B755**, 380 (2016), 1512.05773.
- [64] R. B. Wiringa, V. G. J. Stoks, and R. Schiavilla, Phys. Rev. **C51**, 38 (1995), nucl-th/9408016.
- [65] B. S. Pudliner, V. R. Pandharipande, J. Carlson, and R. B. Wiringa, Phys. Rev. Lett. **74**, 4396 (1995), nucl-th/9502031.
- [66] D. R. Entem and R. Machleidt, Phys. Rev. **C68**, 041001 (2003), nucl-th/0304018.
- [67] P. Navrátil, Few Body Syst. **41**, 117 (2007), 0707.4680.
- [68] A. Kievsky, S. Rosati, M. Viviani, L. E. Marcucci, and L. Girlanda, J. Phys. **G35**, 063101 (2008), 0805.4688.
- [69] S. C. Pieper, V. R. Pandharipande, R. B. Wiringa, and J. Carlson, Phys. Rev. **C64**, 014001 (2001), nucl-th/0102004.
- [70] S. Pastore, S. C. Pieper, R. Schiavilla, and R. B. Wiringa, Phys. Rev. **C87**, 035503 (2013), 1212.3375.
- [71] R. J. Furnstahl, D. R. Phillips, and S. Wesolowski, J. Phys. **G42**, 034028 (2015), 1407.0657.
- [72] R. J. Furnstahl, N. Klco, D. R. Phillips, and S. Wesolowski, Phys. Rev. **C92**, 024005 (2015), 1506.01343.

- [73] A. Kievsky and M. Gattobigio, Few Body Syst. **57**, 217 (2016), 1511.09184.
- [74] A. Antognini (2015), 1512.01765.